



WHEATLAND COUNTY

Where There's Room to Grow

Basic Instructions for viewing information on the Assessment Roll.

1. The information printed on this Assessment roll is sorted by Roll Number as displayed on left hand side
2. Roll numbers are arranged to correspond with the long legal description, which is sorted by Range(17-26), then Township(21-28), then Section(1-36), then Quarter Section(NE,NW,SE,SW).
3. Hamlet Roll Numbers are typically assigned to the Roll# series at the end of the particular Range / Township for which the Hamlet is situated in.
 - a. i.e. Cluny, situated in Range 21 & Township 22, roll series: 2770100 to 2770315
 - b. Hamlet Roll number Series Reference:

Hamlet Name	Start Roll#	End Roll#
CARSELAND	7536000	7855010
CHANCELLOR	3139000	3233000
CHEADLE	9224000	9291300
CLUNY	2770100	2770315
DALUM	1424010	1424020
GLEICHEN HAMLET	5148100	5148829
GLEICHEN RURAL	3988000	4008000
EAGLE LAKE	6326000	6428000
LYALTA	9444000	9453010
LAKES OF MUIRFIELD	9455000	9456491
NAMAKA	6274000	6325026
NIGHTINGALE	6833000	6853010
ORIGIN BUSINESS PARK	9051100	9051695
REDLAND	4950000	5013000
ROSEBUD	3710000	3811000
SPEARGRASS	7359000	7359536

4. Linear Property: Oil and Gas Wells; Pipelines; Electric power Systems and Telecommunications; has the following Roll # series: 9538200 to 9670000
5. Industrial – oil and gas facilities have a unique roll number system that imbeds the legal description into the roll number, with Roll # series: 917501070 to 926522050



2019 Assessment Roll (Valuation Date 1-July, 2019) 2020 Taxation Year, Wheatland County

Assessment Year: 2019
Tax Year: 2020

Roll	Legal Address					Total
1000	NE-1-25-17-4	160.00 Acres			I Individual	
	F LAND		T 1 FARMLAND	Taxable Total:		24,280
			100% Alberta School Foundation Fund			
2000	NW-1-25-17-4	160.00 Acres			I Individual	
	F LAND		T 1 FARMLAND	Taxable Total:		24,190
			100% Alberta School Foundation Fund			
3000	SE-1-25-17-4	160.00 Acres			I Individual	
	F LAND		T 1 FARMLAND	Taxable Total:		22,120
			100% Alberta School Foundation Fund			
4000	SW-1-25-17-4	160.00 Acres			I Individual	
	F LAND		T 1 FARMLAND	Taxable Total:		25,620
			100% Alberta School Foundation Fund			
5000	NE-2-25-17-4	160.00 Acres			C Corporation	
	F LAND		T 1 FARMLAND	Taxable Total:		22,180
			100% Alberta School Foundation Fund			
6000	NW-2-25-17-4	160.00 Acres			C Corporation	
	F LAND		T 1 FARMLAND	Taxable Total:		22,340
			100% Alberta School Foundation Fund			
7000	SE-2-25-17-4	160.00 Acres			C Corporation	
	F LAND		T 1 FARMLAND	Taxable Total:		23,660
			100% Alberta School Foundation Fund			
8000	SW-2-25-17-4	160.00 Acres			C Corporation	
	F LAND		T 1 FARMLAND	Taxable Total:		21,310
			100% Alberta School Foundation Fund			
9010	NE-3-25-17-4	80.00 Acres			EAST HALF C Corporation	
	F LAND		T 1 FARMLAND	Taxable Total:		9,010



2019 Assessment Roll (Valuation Date 1-July, 2019) 2020 Taxation Year, Wheatland County

Assessment Year: 2019
Tax Year: 2020

Roll	Legal Address						Total
			100% Alberta School Foundation Fund				
9020	NE-3-25-17-4	80.00 Acres				WEST HALF C Corporation	
	F	LAND	T	1	FARMLAND	Taxable Total:	3,890
			100% Alberta School Foundation Fund				
10000	NW-3-25-17-4	160.00 Acres				C Corporation	
	F	LAND	T	1	FARMLAND	Taxable Total:	15,080
			100% Alberta School Foundation Fund				
11010	SE-3-25-17-4	80.00 Acres				WEST HALF C Corporation	
	F	LAND	T	1	FARMLAND		6,160
	NR		T	105	NON-RESEIDENTIAL LAND & IMPROVEMENTS		23,440
			100% Alberta School Foundation Fund				
						Taxable Total:	29,600
11020	SE-3-25-17-4	80.00 Acres				EAST HALF C Corporation	
	F	LAND	T	1	FARMLAND	Taxable Total:	10,370
			100% Alberta School Foundation Fund				
12000	SW-3-25-17-4	160.00 Acres				Ridgeland Gravel Pit C Corporation	
	F	LAND	T	1	FARMLAND		6,610
	NR		T	105	NON-RESEIDENTIAL LAND & IMPROVEMENTS		18,220
			100% Alberta School Foundation Fund				
						Taxable Total:	24,830
13000	NE-4-25-17-4	160.00 Acres				C Corporation	
	F	LAND	T	1	FARMLAND	Taxable Total:	25,940
			100% Alberta School Foundation Fund				
14000	NW-4-25-17-4	160.00 Acres				C Corporation	
	F	LAND	T	1	FARMLAND	Taxable Total:	24,410
			100% Alberta School Foundation Fund				
15000	SE-4-25-17-4	160.00 Acres				C Corporation	
	F	LAND	T	1	FARMLAND		16,190
	NR		T	105	NON-RESEIDENTIAL LAND & IMPROVEMENTS		21,430
						Taxable Total:	37,620



2019 Assessment Roll (Valuation Date 1-July, 2019) 2020 Taxation Year, Wheatland County

Assessment Year: 2019
Tax Year: 2020

Roll	Legal Address	100% Alberta School Foundation Fund				Total
16000	SW-4-25-17-4 160.00 Acres				C Corporation	
	F LAND	T 1	FARMLAND	Taxable Total:		20,960
			100% Alberta School Foundation Fund			
17000	NE-5-25-17-4 160.00 Acres				C Corporation	
	F LAND	T 1	FARMLAND	Taxable Total:		21,510
			100% Alberta School Foundation Fund			
18000	NW-5-25-17-4 160.00 Acres				C Corporation	
	F LAND	T 1	FARMLAND	Taxable Total:		23,130
			100% Alberta School Foundation Fund			
19000	SE-5-25-17-4 160.00 Acres				C Corporation	
	F LAND	T 1	FARMLAND	Taxable Total:		21,220
			100% Alberta School Foundation Fund			
20000	SW-5-25-17-4 158.00 Acres				Ridgeland Colony	
	250027 RGE RD 175				C Corporation	
	F LAND & IMPROVEMENTS	T 1	FARMLAND			22,080
	R	T 103	RESIDENTIAL LAND & IMPROVEMENTS			2,534,450
	NR	T 105	NON-RESEIDENTIAL LAND & IMPROVEMENTS			823,250
				Taxable Total:		3,379,780
	R	E 901	RURAL RESIDENCE EXEMPTION (RAP)			1,076,950
			100% Alberta School Foundation Fund	Totals:		4,456,730
20010	9011598 1 SW-5-25-17-4 2.00 Acres				NORTHWEST CORNER OF LSD 4 Ridgeland Cemetery	
					C Corporation	
	NR LAND	E 159	CEMETARY EXEMPT	Exempt Total:		12,750
			100% Alberta School Foundation Fund			
21000	NE-6-25-17-4 160.00 Acres				C Corporation	
	F LAND	T 1	FARMLAND	Taxable Total:		23,810
			100% Alberta School Foundation Fund			
22000	NW-6-25-17-4 160.00 Acres				C Corporation	
	F LAND	T 1	FARMLAND	Taxable Total:		25,630



2019 Assessment Roll (Valuation Date 1-July, 2019) 2020 Taxation Year, Wheatland County

Assessment Year: 2019
Tax Year: 2020

Roll	Legal Address								Total
						100% Alberta School Foundation Fund			
23000	SE-6-25-17-4	155.00 Acres					C Corporation		
	F	LAND		T	1	FARMLAND		Taxable Total:	20,930
						100% Alberta School Foundation Fund			
23010	0814298 1 1 SE-6-25-17-4 5.00 Acres	250024 RGE RD 175					NE CRNR LSD 1 & SE CRNR LSD 8 Seiu Lake Plastic Melting &Manufacturing		
	F	LAND & IMPROVEMENTS		T	1	FARMLAND			230
	NR				T	105	NON-RESEIDENTIAL LAND & IMPROVEMENTS		2,030,650
						100% Alberta School Foundation Fund			
						Taxable Total:			2,030,880
24000	SW-6-25-17-4	160.00 Acres					C Corporation		
	F	LAND		T	1	FARMLAND		Taxable Total:	23,500
						100% Alberta School Foundation Fund			
25000	NE-7-25-17-4	159.62 Acres					C Corporation		
	F	LAND		T	1	FARMLAND		Taxable Total:	24,190
						100% Alberta School Foundation Fund			
26000	NW-7-25-17-4	160.00 Acres					C Corporation		
	F	LAND		T	1	FARMLAND		Taxable Total:	18,090
						100% Alberta School Foundation Fund			
27000	SE-7-25-17-4	160.00 Acres					C Corporation		
	F	LAND		T	1	FARMLAND		Taxable Total:	23,910
						100% Alberta School Foundation Fund			
28000	SW-7-25-17-4	160.00 Acres					C Corporation		
	175079 TWP RD 252								
	F	LAND & IMPROVEMENTS		T	1	FARMLAND			9,000
	R			T	103	RESIDENTIAL LAND & IMPROVEMENTS			144,260
						Taxable Total:			153,260
	R			E	901	RURAL RESIDENCE EXEMPTION (RAP)			61,540
						100% Alberta School Foundation Fund			
						Totals:			214,800
29000	NE-8-25-17-4	160.00 Acres					C Corporation		
	F	LAND		T	1	FARMLAND		Taxable Total:	27,820



2019 Assessment Roll (Valuation Date 1-July, 2019) 2020 Taxation Year, Wheatland County

Assessment Year: 2019
Tax Year: 2020

Roll	Legal Address							Total
			100% Alberta School Foundation Fund					
30000	NW-8-25-17-4	160.00 Acres					C Corporation	
	F	LAND	T	1	FARMLAND		Taxable Total:	26,880
			100% Alberta School Foundation Fund					
31000	SE-8-25-17-4	160.00 Acres					C Corporation	
	F	LAND	T	1	FARMLAND		Taxable Total:	24,380
			100% Alberta School Foundation Fund					
32000	SW-8-25-17-4	160.00 Acres					C Corporation	
	F	LAND	T	1	FARMLAND		Taxable Total:	24,930
			100% Alberta School Foundation Fund					
33000	NE-9-25-17-4	160.00 Acres					C Corporation	
	F	LAND	T	1	FARMLAND		Taxable Total:	30,110
			100% Alberta School Foundation Fund					
34000	NW-9-25-17-4	160.00 Acres					C Corporation	
	F	LAND	T	1	FARMLAND		Taxable Total:	28,540
			100% Alberta School Foundation Fund					
35000	SE-9-25-17-4	160.00 Acres					C Corporation	
	F	LAND	T	1	FARMLAND		Taxable Total:	29,870
			100% Alberta School Foundation Fund					
36000	SW-9-25-17-4	160.00 Acres					C Corporation	
	F	LAND	T	1	FARMLAND		Taxable Total:	25,760
			100% Alberta School Foundation Fund					
37000	NE-10-25-17-4	160.00 Acres					C Corporation	
	F	LAND	T	1	FARMLAND		Taxable Total:	8,080
			100% Alberta School Foundation Fund					
38000	NW-10-25-17-4	160.00 Acres					C Corporation	



2019 Assessment Roll (Valuation Date 1-July, 2019) 2020 Taxation Year, Wheatland County

Assessment Year: 2019
Tax Year: 2020

Roll	Legal Address					Total
	F	LAND	T	1	FARMLAND	Taxable Total: 29,370
					100% Alberta School Foundation Fund	
39000	SE-10-25-17-4	160.00 Acres				C Corporation
	F	LAND	T	1	FARMLAND	Taxable Total: 7,350
					100% Alberta School Foundation Fund	
40010	SW-10-25-17-4	80.00 Acres				EAST HALF C Corporation
	F	LAND	T	1	FARMLAND	Taxable Total: 11,110
					100% Alberta School Foundation Fund	
40020	SW-10-25-17-4	80.00 Acres				West Half C Corporation
	F	LAND	T	1	FARMLAND	Taxable Total: 15,270
					100% Alberta School Foundation Fund	
41000	NE-11-25-17-4	160.00 Acres				C Corporation
	F	LAND	T	1	FARMLAND	Taxable Total: 20,390
					100% Alberta School Foundation Fund	
42000	NW-11-25-17-4	160.00 Acres				C Corporation
	F	LAND	T	1	FARMLAND	Taxable Total: 6,990
					100% Alberta School Foundation Fund	
43000	SE-11-25-17-4	160.00 Acres				C Corporation
	F	LAND	T	1	FARMLAND	Taxable Total: 23,350
					100% Alberta School Foundation Fund	
44000	SW-11-25-17-4	160.00 Acres				C Corporation
	F	LAND	T	1	FARMLAND	Taxable Total: 20,090
					100% Alberta School Foundation Fund	
45000	NE-12-25-17-4	160.00 Acres				I Individual
	F	LAND	T	1	FARMLAND	Taxable Total: 24,890
					100% Alberta School Foundation Fund	



2019 Assessment Roll (Valuation Date 1-July, 2019) 2020 Taxation Year, Wheatland County

Assessment Year: 2019
Tax Year: 2020

Roll	Legal Address	Total
46000	NW-12-25-17-4 160.00 Acres	
	I Individual	
	F LAND T 1 FARMLAND Taxable Total: 28,250	
	100% Alberta School Foundation Fund	
47000	SE-12-25-17-4 160.00 Acres	
	170001 TWP RD 252	
	C Corporation	
	F LAND & IMPROVEMENTS T 1 FARMLAND 25,670	
	R T 103 RESIDENTIAL LAND & IMPROVEMENTS 65,000	
	Taxable Total: 90,670	
	R E 901 RURAL RESIDENCE EXEMPTION (RAP) 45,700	
	100% Alberta School Foundation Fund Totals: 136,370	
48000	SW-12-25-17-4 160.00 Acres	
	I Individual	
	F LAND T 1 FARMLAND Taxable Total: 26,160	
	100% Alberta School Foundation Fund	
49000	NE-13-25-17-4 160.00 Acres	
	I Individual	
	F LAND T 1 FARMLAND Taxable Total: 24,030	
	100% Alberta School Foundation Fund	
50000	NW-13-25-17-4 160.00 Acres	
	I Individual	
	F LAND T 1 FARMLAND Taxable Total: 26,450	
	100% Alberta School Foundation Fund	
51000	SE-13-25-17-4 160.00 Acres	
	I Individual	
	F LAND T 1 FARMLAND Taxable Total: 25,950	
	100% Alberta School Foundation Fund	
52000	SW-13-25-17-4 160.00 Acres	
	I Individual	
	F LAND T 1 FARMLAND Taxable Total: 31,050	
	100% Alberta School Foundation Fund	
53000	NE-14-25-17-4 160.00 Acres	
	I Individual	
	F LAND T 1 FARMLAND Taxable Total: 6,200	
	100% Alberta School Foundation Fund	



2019 Assessment Roll (Valuation Date 1-July, 2019) 2020 Taxation Year, Wheatland County

Assessment Year: 2019
Tax Year: 2020

Roll	Legal Address	Total
54000	NW-14-25-17-4 160.00 Acres	
	I Individual	
	F LAND T 1 FARMLAND 100% Alberta School Foundation Fund	Taxable Total: 7,800
55000	SE-14-25-17-4 160.00 Acres	
	I Individual	
	F LAND T 1 FARMLAND 100% Alberta School Foundation Fund	Taxable Total: 8,820
56000	SW-14-25-17-4 160.00 Acres	
	I Individual	
	F LAND T 1 FARMLAND 100% Alberta School Foundation Fund	Taxable Total: 6,780
57000	NE-15-25-17-4 160.00 Acres	
	C Corporation	
	F LAND T 1 FARMLAND 100% Alberta School Foundation Fund	Taxable Total: 27,420
58000	NW-15-25-17-4 160.00 Acres	
	C Corporation	
	F LAND T 1 FARMLAND 100% Alberta School Foundation Fund	Taxable Total: 26,680
59000	SE-15-25-17-4 160.00 Acres	
	C Corporation	
	F LAND T 1 FARMLAND 100% Alberta School Foundation Fund	Taxable Total: 7,620
60000	SW-15-25-17-4 160.00 Acres	
	C Corporation	
	F LAND T 1 FARMLAND 100% Alberta School Foundation Fund	Taxable Total: 27,110
61000	NE-16-25-17-4 160.00 Acres	
	I Individual	
	F LAND T 1 FARMLAND 100% Alberta School Foundation Fund	Taxable Total: 30,650
62000	NW-16-25-17-4 160.00 Acres	
	I Individual	
	F LAND T 1 FARMLAND	Taxable Total: 27,590



2019 Assessment Roll (Valuation Date 1-July, 2019) 2020 Taxation Year, Wheatland County

Assessment Year: 2019
Tax Year: 2020

Roll	Legal Address						Total
100% Alberta School Foundation Fund							
63000	SE-16-25-17-4	160.00 Acres					
			I Individual				
	F	LAND	T	1	FARMLAND	Taxable Total:	26,820
100% Alberta School Foundation Fund							
64000	SW-16-25-17-4	160.00 Acres					
	173084 TWP RD 252		I Individual				
	F	LAND & IMPROVEMENTS	T	1	FARMLAND		28,000
	R		T	103	RESIDENTIAL LAND & IMPROVEMENTS		123,660
			Taxable Total:				151,660
	R		E	901	RURAL RESIDENCE EXEMPTION (RAP)		61,540
100% Alberta School Foundation Fund							
						Totals:	213,200
65000	NE-17-25-17-4	160.00 Acres					
			I Individual				
	F	LAND	T	1	FARMLAND	Taxable Total:	25,370
100% Alberta School Foundation Fund							
66000	NW-17-25-17-4	160.00 Acres					
			I Individual				
	F	LAND	T	1	FARMLAND	Taxable Total:	24,610
100% Alberta School Foundation Fund							
67000	SE-17-25-17-4	160.00 Acres					
			I Individual				
	F	LAND	T	1	FARMLAND	Taxable Total:	29,370
100% Alberta School Foundation Fund							
68000	SW-17-25-17-4	160.00 Acres					
			I Individual				
	F	LAND	T	1	FARMLAND	Taxable Total:	26,500
100% Alberta School Foundation Fund							
69000	NE-18-25-17-4	160.00 Acres					
			I Individual				
	F	LAND	T	1	FARMLAND	Taxable Total:	22,770
100% Alberta School Foundation Fund							
70000	NW-18-25-17-4	160.00 Acres					
			I Individual				
	F	LAND	T	1	FARMLAND	Taxable Total:	7,970



2019 Assessment Roll (Valuation Date 1-July, 2019) 2020 Taxation Year, Wheatland County

Assessment Year: 2019
Tax Year: 2020

Roll	Legal Address						Total
			100% Alberta School Foundation Fund				
71000	SE-18-25-17-4	154.70 Acres				I Individual	
	F LAND		T 1 FARMLAND		Taxable Total:		21,070
			100% Alberta School Foundation Fund				
72000	SW-18-25-17-4	160.00 Acres				I Individual	
	175042 TWP RD 252						
	F LAND & IMPROVEMENTS		T 1 FARMLAND				8,000
	R		T 103 RESIDENTIAL LAND & IMPROVEMENTS				165,390
					Taxable Total:		173,390
	R		E 901 RURAL RESIDENCE EXEMPTION (RAP)				59,810
			100% Alberta School Foundation Fund				
					Totals:		233,200
73000	NE-19-25-17-4	160.00 Acres				C Corporation	
	F LAND		T 1 FARMLAND		Taxable Total:		23,230
			100% Alberta School Foundation Fund				
74000	NW-19-25-17-4	160.00 Acres				I Individual	
	F LAND		T 1 FARMLAND		Taxable Total:		17,190
			100% Alberta School Foundation Fund				
75000	SE-19-25-17-4	160.00 Acres				C Corporation	
	F LAND		T 1 FARMLAND		Taxable Total:		23,970
			100% Alberta School Foundation Fund				
76000	SW-19-25-17-4	160.00 Acres				I Individual	
	F LAND		T 1 FARMLAND		Taxable Total:		7,970
			100% Alberta School Foundation Fund				
77000	NE-20-25-17-4	160.00 Acres				C Corporation	
	F LAND		T 1 FARMLAND		Taxable Total:		25,560
			100% Alberta School Foundation Fund				
78000	NW-20-25-17-4	160.00 Acres				C Corporation	
	F LAND		T 1 FARMLAND		Taxable Total:		23,920



2019 Assessment Roll (Valuation Date 1-July, 2019) 2020 Taxation Year, Wheatland County

Assessment Year: 2019
Tax Year: 2020

Roll	Legal Address						Total
			100% Alberta School Foundation Fund				
79000	SE-20-25-17-4	160.00 Acres				C Corporation	
	F	LAND	T	1	FARMLAND	Taxable Total:	22,800
			100% Alberta School Foundation Fund				
80000	SW-20-25-17-4	160.00 Acres				C Corporation	
	F	LAND	T	1	FARMLAND	Taxable Total:	25,460
			100% Alberta School Foundation Fund				
81000	NE-21-25-17-4	160.00 Acres				C Corporation	
	F	LAND	T	1	FARMLAND	Taxable Total:	28,730
			100% Alberta School Foundation Fund				
82000	NW-21-25-17-4	160.00 Acres				C Corporation	
	F	LAND	T	1	FARMLAND	Taxable Total:	27,700
			100% Alberta School Foundation Fund				
83000	SE-21-25-17-4	160.00 Acres				C Corporation	
	F	LAND	T	1	FARMLAND	Taxable Total:	27,080
			100% Alberta School Foundation Fund				
84000	SW-21-25-17-4	160.00 Acres				C Corporation	
	F	LAND	T	1	FARMLAND	Taxable Total:	26,600
			100% Alberta School Foundation Fund				
85000	NE-22-25-17-4	160.00 Acres				C Corporation	
	F	LAND	T	1	FARMLAND	Taxable Total:	27,970
			100% Alberta School Foundation Fund				
86000	NW-22-25-17-4	160.00 Acres				C Corporation	
	F	LAND	T	1	FARMLAND	Taxable Total:	29,220
			100% Alberta School Foundation Fund				
87000	SE-22-25-17-4	160.00 Acres				C Corporation	



2019 Assessment Roll (Valuation Date 1-July, 2019) 2020 Taxation Year, Wheatland County

Assessment Year: 2019
Tax Year: 2020

Roll	Legal Address					Total
	F	LAND	T	1	FARMLAND	Taxable Total: 28,210
					100% Alberta School Foundation Fund	
88000	SW-22-25-17-4	160.00 Acres				C Corporation
	F	LAND	T	1	FARMLAND	Taxable Total: 27,450
					100% Alberta School Foundation Fund	
89000	NE-23-25-17-4	97.41 Acres				I Individual
	F	LAND	T	1	FARMLAND	Taxable Total: 4,000
					100% Alberta School Foundation Fund	
89010	1911738 1 1	NE-23-25-17-4 62.59 Acres				EAST HALF OF LSD 10 & 15 I Individual
	NR	LAND	E	155	WHEATLAND COUNTY EXEMPT	Exempt Total: 49,220
					100% Alberta School Foundation Fund	
90000	NW-23-25-17-4	160.00 Acres				I Individual
	F	LAND	T	1	FARMLAND	Taxable Total: 27,240
					100% Alberta School Foundation Fund	
91000	SE-23-25-17-4	160.00 Acres				I Individual
	F	LAND	T	1	FARMLAND	Taxable Total: 6,730
					100% Alberta School Foundation Fund	
92000	SW-23-25-17-4	160.00 Acres				I Individual
	F	LAND	T	1	FARMLAND	Taxable Total: 16,080
					100% Alberta School Foundation Fund	
93000	NE-24-25-17-4	160.00 Acres				C Corporation
	F	LAND	T	1	FARMLAND	Taxable Total: 9,000
					100% Alberta School Foundation Fund	
94000	NW-24-25-17-4	160.00 Acres				C Corporation
	F	LAND	T	1	FARMLAND	Taxable Total: 7,380
					100% Alberta School Foundation Fund	



2019 Assessment Roll (Valuation Date 1-July, 2019) 2020 Taxation Year, Wheatland County

Assessment Year: 2019
Tax Year: 2020

Roll	Legal Address					Total
95000	SE-24-25-17-4	160.00 Acres			C Corporation	
	F LAND		T 1 FARMLAND		Taxable Total:	8,770
			100% Alberta School Foundation Fund			
96000	SW-24-25-17-4	160.00 Acres			C Corporation	
	F LAND		T 1 FARMLAND		Taxable Total:	8,280
			100% Alberta School Foundation Fund			
97000	NE-25-25-17-4	160.00 Acres			C Corporation	
	F LAND		T 1 FARMLAND		Taxable Total:	8,370
			100% Alberta School Foundation Fund			
98000	NW-25-25-17-4	160.00 Acres			C Corporation	
	F LAND		T 1 FARMLAND		Taxable Total:	6,580
			100% Alberta School Foundation Fund			
99000	SE-25-25-17-4	160.00 Acres			C Corporation	
	F LAND		T 1 FARMLAND		Taxable Total:	8,530
			100% Alberta School Foundation Fund			
100000	SW-25-25-17-4	160.00 Acres			C Corporation	
	F LAND		T 1 FARMLAND		Taxable Total:	5,900
			100% Alberta School Foundation Fund			
101000	NE-26-25-17-4	160.00 Acres			C Corporation	
	F LAND		T 1 FARMLAND		Taxable Total:	8,190
			100% Alberta School Foundation Fund			
102000	NW-26-25-17-4	160.00 Acres			C Corporation	
	F LAND		T 1 FARMLAND		Taxable Total:	8,830
			100% Alberta School Foundation Fund			
103000	SE-26-25-17-4	160.00 Acres			C Corporation	
	F LAND		T 1 FARMLAND		Taxable Total:	7,390



2019 Assessment Roll (Valuation Date 1-July, 2019) 2020 Taxation Year, Wheatland County

Assessment Year: 2019
Tax Year: 2020

Roll	Legal Address						Total
			100% Alberta School Foundation Fund				
104000	SW-26-25-17-4	160.00 Acres				C Corporation	
	F	LAND	T	1	FARMLAND	Taxable Total:	7,440
			100% Alberta School Foundation Fund				
105000	NE-27-25-17-4	160.00 Acres				C Corporation	
	F	LAND	T	1	FARMLAND	Taxable Total:	9,040
			100% Alberta School Foundation Fund				
106000	NW-27-25-17-4	160.00 Acres				C Corporation	
	F	LAND	T	1	FARMLAND	Taxable Total:	8,870
			100% Alberta School Foundation Fund				
107000	SE-27-25-17-4	160.00 Acres				C Corporation	
	F	LAND	T	1	FARMLAND	Taxable Total:	29,900
			100% Alberta School Foundation Fund				
108000	SW-27-25-17-4	160.00 Acres				C Corporation	
	F	LAND	T	1	FARMLAND	Taxable Total:	23,820
			100% Alberta School Foundation Fund				
109000	NE-28-25-17-4	160.00 Acres				I Individual	
	F	LAND	T	1	FARMLAND	Taxable Total:	12,770
			100% Alberta School Foundation Fund				
110000	NW-28-25-17-4	160.00 Acres				I Individual	
	F	LAND	T	1	FARMLAND	Taxable Total:	7,840
			100% Alberta School Foundation Fund				
111000	SE-28-25-17-4	160.00 Acres				I Individual	
	F	LAND	T	1	FARMLAND	Taxable Total:	26,830
			100% Alberta School Foundation Fund				
112000	SW-28-25-17-4	160.00 Acres				I Individual	



2019 Assessment Roll (Valuation Date 1-July, 2019) 2020 Taxation Year, Wheatland County

Assessment Year: 2019
Tax Year: 2020

Roll	Legal Address					Total
	F	LAND	T	1	FARMLAND	Taxable Total: 7,970
					100% Alberta School Foundation Fund	
113000	NE-29-25-17-4	160.00 Acres				I Individual
	F	LAND	T	1	FARMLAND	Taxable Total: 17,540
					100% Alberta School Foundation Fund	
114000	NW-29-25-17-4	160.00 Acres				I Individual
	F	LAND	T	1	FARMLAND	Taxable Total: 20,200
					100% Alberta School Foundation Fund	
115000	SE-29-25-17-4	160.00 Acres				C Corporation
	F	LAND	T	1	FARMLAND	Taxable Total: 26,980
					100% Alberta School Foundation Fund	
116000	SW-29-25-17-4	160.00 Acres				C Corporation
	F	LAND	T	1	FARMLAND	Taxable Total: 24,540
					100% Alberta School Foundation Fund	
117000	NE-30-25-17-4	160.00 Acres				C Corporation
	F	LAND	T	1	FARMLAND	Taxable Total: 20,210
					100% Alberta School Foundation Fund	
118000	NW-30-25-17-4	160.00 Acres				I Individual
	F	LAND	T	1	FARMLAND	Taxable Total: 19,530
					100% The Golden Hills Reg. Div. 15	
119000	SE-30-25-17-4	160.00 Acres				C Corporation
	F	LAND	T	1	FARMLAND	Taxable Total: 23,680
					100% Alberta School Foundation Fund	
120000	SW-30-25-17-4	160.00 Acres				I Individual
	F	LAND	T	1	FARMLAND	Taxable Total: 29,440
					100% The Golden Hills Reg. Div. 15	



2019 Assessment Roll (Valuation Date 1-July, 2019) 2020 Taxation Year, Wheatland County

Assessment Year: 2019
Tax Year: 2020

Roll	Legal Address					Total
121000	NE-31-25-17-4	159.54 Acres			I Individual	
	F LAND		T 1 FARMLAND		Taxable Total:	25,260
			100% The Golden Hills Reg. Div. 15			
122000	NW-31-25-17-4	159.38 Acres			I Individual	
	F LAND		T 1 FARMLAND		Taxable Total:	28,700
			100% The Golden Hills Reg. Div. 15			
123000	SE-31-25-17-4	160.00 Acres			I Individual	
	F LAND		T 1 FARMLAND		Taxable Total:	26,910
			100% The Golden Hills Reg. Div. 15			
124000	SW-31-25-17-4	160.00 Acres			I Individual	
	F LAND		T 1 FARMLAND		Taxable Total:	24,980
			100% The Golden Hills Reg. Div. 15			
125000	NE-32-25-17-4	160.00 Acres			I Individual	
	F LAND		T 1 FARMLAND		Taxable Total:	22,910
			100% Alberta School Foundation Fund			
126000	NW-32-25-17-4	160.00 Acres			I Individual	
	F LAND		T 1 FARMLAND		Taxable Total:	28,400
			100% Alberta School Foundation Fund			
127000	SE-32-25-17-4	160.00 Acres			I Individual	
	F LAND		T 1 FARMLAND		Taxable Total:	26,900
			100% Alberta School Foundation Fund			
128000	SW-32-25-17-4	160.00 Acres			I Individual	
	F LAND		T 1 FARMLAND		Taxable Total:	22,900
			100% Alberta School Foundation Fund			
129000	NE-33-25-17-4	157.53 Acres			I Individual	
	F LAND		T 1 FARMLAND		Taxable Total:	7,760



2019 Assessment Roll (Valuation Date 1-July, 2019) 2020 Taxation Year, Wheatland County

Assessment Year: 2019
Tax Year: 2020

Roll	Legal Address						Total	
			100% Alberta School Foundation Fund					
130000	NW-33-25-17-4	158.47 Acres						
	255041 RGE RD 174					I Individual		
	F LAND & IMPROVEMENTS		T 1	FARMLAND			7,660	
	R		T 103	RESIDENTIAL LAND & IMPROVEMENTS			146,860	
						Taxable Total:	154,520	
	R		E 901	RURAL RESIDENCE EXEMPTION (RAP)			61,540	
			100% Alberta School Foundation Fund					
							Totals:	216,060
131000	SE-33-25-17-4	160.00 Acres						
						I Individual		
	F LAND		T 1	FARMLAND		Taxable Total:	7,890	
			100% Alberta School Foundation Fund					
132000	SW-33-25-17-4	160.00 Acres						
						I Individual		
	F LAND		T 1	FARMLAND		Taxable Total:	7,890	
			100% Alberta School Foundation Fund					
133000	NE-34-25-17-4	160.00 Acres						
						C Corporation		
	F LAND		T 1	FARMLAND		Taxable Total:	12,030	
			100% Alberta School Foundation Fund					
134000	NW-34-25-17-4	160.00 Acres						
						C Corporation		
	F LAND		T 1	FARMLAND		Taxable Total:	18,720	
			100% Alberta School Foundation Fund					
135000	SE-34-25-17-4	160.00 Acres						
						C Corporation		
	F LAND		T 1	FARMLAND		Taxable Total:	8,930	
			100% Alberta School Foundation Fund					
136000	SW-34-25-17-4	160.00 Acres						
						C Corporation		
	F LAND		T 1	FARMLAND		Taxable Total:	9,260	
			100% Alberta School Foundation Fund					
137000	NE-35-25-17-4	160.00 Acres						
						I Individual		
	F LAND		T 1	FARMLAND		Taxable Total:	9,070	



2019 Assessment Roll (Valuation Date 1-July, 2019) 2020 Taxation Year, Wheatland County

Assessment Year: 2019
Tax Year: 2020

Roll	Legal Address						Total
138000	NW-35-25-17-4	160.00 Acres	100% Alberta School Foundation Fund				
					C Corporation		
	F LAND		T 1 FARMLAND		Taxable Total:	9,360	
139000	SE-35-25-17-4	160.00 Acres	100% Alberta School Foundation Fund				
					I Individual		
	F LAND		T 1 FARMLAND		Taxable Total:	8,450	
140000	SW-35-25-17-4	160.00 Acres	100% Alberta School Foundation Fund				
					C Corporation		
	F LAND		T 1 FARMLAND		Taxable Total:	9,040	
141000	NE-36-25-17-4	160.00 Acres	100% Alberta School Foundation Fund				
					C Corporation		
	F LAND		T 1 FARMLAND		Taxable Total:	15,030	
142000	NW-36-25-17-4	160.00 Acres	100% Alberta School Foundation Fund				
					I Individual		
	F LAND		T 1 FARMLAND		Taxable Total:	6,460	
143000	SE-36-25-17-4	160.00 Acres	100% Alberta School Foundation Fund				
					C Corporation		
	F LAND		T 1 FARMLAND		Taxable Total:	17,180	
144000	SW-36-25-17-4	160.00 Acres	100% Alberta School Foundation Fund				
					I Individual		
	F LAND		T 1 FARMLAND		Taxable Total:	6,150	
145000	NE-1-26-17-4	160.00 Acres	100% Alberta School Foundation Fund				
					C Corporation		
	F LAND		T 1 FARMLAND		Taxable Total:	8,200	
146000	NW-1-26-17-4	160.00 Acres	100% Alberta School Foundation Fund				
					C Corporation		



2019 Assessment Roll (Valuation Date 1-July, 2019) 2020 Taxation Year, Wheatland County

Assessment Year: 2019
Tax Year: 2020

Roll	Legal Address					Total
	F	LAND	T	1	FARMLAND	Taxable Total: 7,870
					100% Alberta School Foundation Fund	
147000	SE-1-26-17-4	160.00 Acres				C Corporation
	F	LAND	T	1	FARMLAND	Taxable Total: 8,290
					100% Alberta School Foundation Fund	
148000	SW-1-26-17-4	160.00 Acres				C Corporation
	F	LAND	T	1	FARMLAND	Taxable Total: 6,680
					100% Alberta School Foundation Fund	
149000	NE-2-26-17-4	160.00 Acres				C Corporation
	F	LAND	T	1	FARMLAND	Taxable Total: 4,720
					100% Alberta School Foundation Fund	
150000	NW-2-26-17-4	160.00 Acres				C Corporation
	F	LAND	T	1	FARMLAND	Taxable Total: 8,680
					100% Alberta School Foundation Fund	
151000	SE-2-26-17-4	160.00 Acres				C Corporation
	F	LAND	T	1	FARMLAND	Taxable Total: 8,000
					100% Alberta School Foundation Fund	
152000	SW-2-26-17-4	160.00 Acres				C Corporation
	F	LAND	T	1	FARMLAND	Taxable Total: 9,080
					100% Alberta School Foundation Fund	
153000	NE-3-26-17-4	160.00 Acres				C Corporation
	F	LAND	T	1	FARMLAND	Taxable Total: 9,360
					100% Alberta School Foundation Fund	
154000	NW-3-26-17-4	160.00 Acres				C Corporation
	F	LAND	T	1	FARMLAND	Taxable Total: 9,360
					100% Alberta School Foundation Fund	



2019 Assessment Roll (Valuation Date 1-July, 2019) 2020 Taxation Year, Wheatland County

Assessment Year: 2019
Tax Year: 2020

Roll	Legal Address					Total
155000	SE-3-26-17-4	160.00 Acres	C Corporation			
	F LAND		T 1 FARMLAND	Taxable Total:		9,360
			100% Alberta School Foundation Fund			
156000	SW-3-26-17-4	159.84 Acres	C Corporation			
	F LAND		T 1 FARMLAND	Taxable Total:		9,350
			100% Alberta School Foundation Fund			
157000	NE-4-26-17-4	160.00 Acres	C Corporation			
	F LAND		T 1 FARMLAND	Taxable Total:		8,530
			100% Alberta School Foundation Fund			
158000	NW-4-26-17-4	160.00 Acres	I Individual			
	F LAND		T 1 FARMLAND	Taxable Total:		8,350
			100% Alberta School Foundation Fund			
159000	SE-4-26-17-4	158.01 Acres	C Corporation			
	F LAND		T 1 FARMLAND	Taxable Total:		8,450
			100% Alberta School Foundation Fund			
160000	SW-4-26-17-4	157.98 Acres	I Individual			
		173076 TWP RD 260				
	F LAND & IMPROVEMENTS		T 1 FARMLAND			13,050
	R		T 103 RESIDENTIAL LAND & IMPROVEMENTS			111,460
				Taxable Total:		124,510
	R		E 901 RURAL RESIDENCE EXEMPTION (RAP)			61,540
	R		E 903 FARM BUILDING EXEMPT			19,320
			100% Alberta School Foundation Fund	Exempt Total:		80,860
				Totals:		205,370
161000	NE-5-26-17-4	160.00 Acres	I Individual			
	F LAND		T 1 FARMLAND	Taxable Total:		19,910
			100% Alberta School Foundation Fund			
162000	NW-5-26-17-4	160.00 Acres	I Individual			
	F LAND		T 1 FARMLAND	Taxable Total:		21,880



2019 Assessment Roll (Valuation Date 1-July, 2019) 2020 Taxation Year, Wheatland County

Assessment Year: 2019
Tax Year: 2020

Roll	Legal Address										Total
	100% The Golden Hills Reg. Div. 15										
163000	SE-5-26-17-4		159.01 Acres							I Individual	
	F	LAND		T	1	FARMLAND			Taxable Total:	18,490	
100% Alberta School Foundation Fund											
164000	SW-5-26-17-4		138.30 Acres							I Individual	
	F	LAND		T	1	FARMLAND			Taxable Total:	20,200	
100% Alberta School Foundation Fund											
164010	0815518 1 1	SW-5-26-17-4	20.71 Acres							SW Corner I Individual	
	F	LAND		T	1	FARMLAND			Taxable Total:	2,770	
100% Alberta School Foundation Fund											
165000	NE-6-26-17-4		160.00 Acres							I Individual	
	F	LAND		T	1	FARMLAND			Taxable Total:	21,260	
100% The Golden Hills Reg. Div. 15											
166000	NW-6-26-17-4		158.64 Acres							C Corporation	
	F	LAND		T	1	FARMLAND			Taxable Total:	24,070	
100% Alberta School Foundation Fund											
167010	SE-6-26-17-4		148.16 Acres							I Individual	
	F	LAND		T	1	FARMLAND			Taxable Total:	22,830	
100% The Golden Hills Reg. Div. 15											
167020	0815603 1 1	SE-6-26-17-4	10.72 Acres							SOUTHEAST CORNER I Individual	
	175006A	TWP RD 260									
	F	LAND & IMPROVEMENTS		T	1	FARMLAND				960	
	R			T	103	RESIDENTIAL LAND & IMPROVEMENTS				265,770	
										Taxable Total:	266,730
	R			E	901	RURAL RESIDENCE EXEMPTION (RAP)				3,730	
	R			E	903	FARM BUILDING EXEMPT				118,860	
100% Alberta School Foundation Fund										Exempt Total:	122,590
										Totals:	389,320
168000	SW-6-26-17-4		159.38 Acres							C Corporation	



2019 Assessment Roll (Valuation Date 1-July, 2019) 2020 Taxation Year, Wheatland County

Assessment Year: 2019
Tax Year: 2020

Roll	Legal Address					Total
	F	LAND	T	1	FARMLAND	Taxable Total: 23,530
					100% Alberta School Foundation Fund	
169000	NE-7-26-17-4	160.00 Acres				I Individual
	F	LAND	T	1	FARMLAND	Taxable Total: 7,890
					100% The Golden Hills Reg. Div. 15	
170000	NW-7-26-17-4	160.00 Acres				C Corporation
	F	LAND	T	1	FARMLAND	Taxable Total: 23,140
					100% Alberta School Foundation Fund	
171000	SE-7-26-17-4	160.00 Acres				I Individual
	F	LAND	T	1	FARMLAND	Taxable Total: 9,020
					100% The Golden Hills Reg. Div. 15	
172000	SW-7-26-17-4	158.65 Acres				C Corporation
	F	LAND	T	1	FARMLAND	Taxable Total: 27,430
					100% Alberta School Foundation Fund	
172010	4604BM OT SW-7-26-17-4	0.06 Acres				WEST SIDE LSD 4 P Provincial
	NR	LAND	E	154	OTHER PROV. IMP EXEMPT	Exempt Total: 30
					100% Alberta School Foundation Fund	
173000	NE-8-26-17-4	160.00 Acres				I Individual
	F	LAND	T	1	FARMLAND	Taxable Total: 9,360
					100% Alberta School Foundation Fund	
174000	NW-8-26-17-4	160.00 Acres				I Individual
	F	LAND	T	1	FARMLAND	Taxable Total: 9,150
					100% The Golden Hills Reg. Div. 15	
175000	SE-8-26-17-4	160.00 Acres				I Individual
	F	LAND	T	1	FARMLAND	Taxable Total: 12,790
					100% Alberta School Foundation Fund	



2019 Assessment Roll (Valuation Date 1-July, 2019) 2020 Taxation Year, Wheatland County

Assessment Year: 2019
Tax Year: 2020

Roll	Legal Address	Total
176000	SW-8-26-17-4 160.00 Acres	
	I Individual	
	F LAND T 1 FARMLAND 100% The Golden Hills Reg. Div. 15	Taxable Total: 13,640
177000	NE-9-26-17-4 160.00 Acres	
	I Individual	
	F LAND T 1 FARMLAND 100% Alberta School Foundation Fund	Taxable Total: 9,360
178000	NW-9-26-17-4 160.00 Acres	
	I Individual	
	F LAND T 1 FARMLAND 100% Alberta School Foundation Fund	Taxable Total: 9,360
179000	SE-9-26-17-4 160.00 Acres	
	I Individual	
	F LAND T 1 FARMLAND 100% Alberta School Foundation Fund	Taxable Total: 10,140
180000	SW-9-26-17-4 160.00 Acres	
	I Individual	
	F LAND T 1 FARMLAND 100% Alberta School Foundation Fund	Taxable Total: 13,240
181000	NE-10-26-17-4 160.00 Acres	
	C Corporation	
	F LAND T 1 FARMLAND 100% Alberta School Foundation Fund	Taxable Total: 10,110
182000	NW-10-26-17-4 160.00 Acres	
	C Corporation	
	F LAND T 1 FARMLAND 100% Alberta School Foundation Fund	Taxable Total: 10,840
183000	SE-10-26-17-4 160.00 Acres	
	C Corporation	
	F LAND T 1 FARMLAND 100% Alberta School Foundation Fund	Taxable Total: 24,470
184000	SW-10-26-17-4 160.00 Acres	
	C Corporation	
	F LAND T 1 FARMLAND	Taxable Total: 23,300



2019 Assessment Roll (Valuation Date 1-July, 2019) 2020 Taxation Year, Wheatland County

Assessment Year: 2019
Tax Year: 2020

Roll	Legal Address					Total
	100% Alberta School Foundation Fund					
185000	NE-11-26-17-4	160.00 Acres				
				C Corporation		
	F	LAND	T	1	FARMLAND	Taxable Total: 1,970
	100% Alberta School Foundation Fund					
186000	NW-11-26-17-4	160.00 Acres				
				C Corporation		
	F	LAND	T	1	FARMLAND	Taxable Total: 6,580
	100% Alberta School Foundation Fund					
187000	SE-11-26-17-4	160.00 Acres				
				C Corporation		
	F	LAND	T	1	FARMLAND	Taxable Total: 4,380
	100% Alberta School Foundation Fund					
188000	SW-11-26-17-4	160.00 Acres				
	261031A RGE RD 172			C Corporation		
	F	LAND & IMPROVEMENTS	T	1	FARMLAND	8,120
	R		T	103	RESIDENTIAL LAND & IMPROVEMENTS	125,890
				Taxable Total:		134,010
	R		E	901	RURAL RESIDENCE EXEMPTION (RAP)	92,310
	100% Alberta School Foundation Fund					Totals: 226,320
189000	NE-12-26-17-4	160.00 Acres				
				C Corporation		
	F	LAND	T	1	FARMLAND	Taxable Total: 1,700
	100% Alberta School Foundation Fund					
190000	NW-12-26-17-4	160.00 Acres				
				C Corporation		
	F	LAND	T	1	FARMLAND	Taxable Total: 5,200
	100% Alberta School Foundation Fund					
191000	SE-12-26-17-4	160.00 Acres				
				C Corporation		
	F	LAND	T	1	FARMLAND	Taxable Total: 2,830
	100% Alberta School Foundation Fund					
192000	SW-12-26-17-4	160.00 Acres				
				C Corporation		
	F	LAND	T	1	FARMLAND	Taxable Total: 8,410



2019 Assessment Roll (Valuation Date 1-July, 2019) 2020 Taxation Year, Wheatland County

Assessment Year: 2019
Tax Year: 2020

Roll	Legal Address					Total
			100% Alberta School Foundation Fund			
193000	NE-13-26-17-4	122.00 Acres			WEST OF RIVER C Corporation	
	F	LAND	T	1	FARMLAND	Taxable Total: 3,450
			100% Alberta School Foundation Fund			
194000	NW-13-26-17-4	157.00 Acres			C Corporation	
	F	LAND	T	1	FARMLAND	Taxable Total: 1,550
			100% Alberta School Foundation Fund			
195000	SE-13-26-17-4	122.00 Acres			WEST OF RIVER C Corporation	
	F	LAND	T	1	FARMLAND	Taxable Total: 1,090
			100% Alberta School Foundation Fund			
196000	SW-13-26-17-4	160.00 Acres			C Corporation	
	F	LAND	T	1	FARMLAND	Taxable Total: 940
			100% Alberta School Foundation Fund			
197000	NE-14-26-17-4	158.00 Acres			C Corporation	
	F	LAND	T	1	FARMLAND	Taxable Total: 1,220
			100% Alberta School Foundation Fund			
198000	NW-14-26-17-4	160.00 Acres			C Corporation	
	F	LAND	T	1	FARMLAND	Taxable Total: 2,250
			100% Alberta School Foundation Fund			
199000	SE-14-26-17-4	160.00 Acres			C Corporation	
	F	LAND	T	1	FARMLAND	Taxable Total: 1,440
			100% Alberta School Foundation Fund			
200000	SW-14-26-17-4	160.00 Acres			C Corporation	
	F	LAND	T	1	FARMLAND	Taxable Total: 5,870
			100% Alberta School Foundation Fund			
201000	NE-15-26-17-4	160.00 Acres			C Corporation	



2019 Assessment Roll (Valuation Date 1-July, 2019) 2020 Taxation Year, Wheatland County

Assessment Year: 2019
Tax Year: 2020

Roll	Legal Address					Total
	F	LAND	T	1	FARMLAND	Taxable Total: 9,150
					100% Alberta School Foundation Fund	
202000	NW-15-26-17-4	160.00 Acres				C Corporation
	F	LAND	T	1	FARMLAND	Taxable Total: 9,170
					100% Alberta School Foundation Fund	
203000	SE-15-26-17-4	160.00 Acres				C Corporation
	F	LAND	T	1	FARMLAND	Taxable Total: 10,050
					100% Alberta School Foundation Fund	
204000	SW-15-26-17-4	160.00 Acres				C Corporation
	F	LAND	T	1	FARMLAND	Taxable Total: 9,830
					100% Alberta School Foundation Fund	
205000	NE-16-26-17-4	160.00 Acres				C Corporation
	F	LAND	T	1	FARMLAND	Taxable Total: 9,380
					100% Alberta School Foundation Fund	
206000	NW-16-26-17-4	160.00 Acres				C Corporation
	F	LAND	T	1	FARMLAND	Taxable Total: 9,260
					100% Alberta School Foundation Fund	
207000	SE-16-26-17-4	160.00 Acres				C Corporation
	F	LAND	T	1	FARMLAND	Taxable Total: 9,950
					100% Alberta School Foundation Fund	
208000	SW-16-26-17-4	160.00 Acres				C Corporation
	F	LAND	T	1	FARMLAND	Taxable Total: 9,360
					100% Alberta School Foundation Fund	
209000	NE-17-26-17-4	160.00 Acres				C Corporation
	F	LAND	T	1	FARMLAND	Taxable Total: 9,040
					100% Alberta School Foundation Fund	



2019 Assessment Roll (Valuation Date 1-July, 2019) 2020 Taxation Year, Wheatland County

Assessment Year: 2019
Tax Year: 2020

Roll	Legal Address				Total
210000	NW-17-26-17-4	160.00 Acres		C Corporation	
	F LAND		T 1 FARMLAND	Taxable Total:	9,150
			100% Alberta School Foundation Fund		
211000	SE-17-26-17-4	160.00 Acres		C Corporation	
	F LAND		T 1 FARMLAND	Taxable Total:	9,150
			100% Alberta School Foundation Fund		
212000	SW-17-26-17-4	160.00 Acres		C Corporation	
	F LAND		T 1 FARMLAND	Taxable Total:	9,150
			100% Alberta School Foundation Fund		
213000	NE-18-26-17-4	160.00 Acres		C Corporation	
	F LAND		T 1 FARMLAND	Taxable Total:	9,360
			100% Alberta School Foundation Fund		
214000	NW-18-26-17-4	160.00 Acres		I Individual	
	F LAND		T 1 FARMLAND	Taxable Total:	19,180
			100% Alberta School Foundation Fund		
215000	SE-18-26-17-4	160.00 Acres		C Corporation	
	F LAND		T 1 FARMLAND	Taxable Total:	9,360
			100% Alberta School Foundation Fund		
216000	SW-18-26-17-4	160.00 Acres		I Individual	
	F LAND		T 1 FARMLAND	Taxable Total:	20,960
			100% Alberta School Foundation Fund		
217000	NE-19-26-17-4	160.00 Acres		C Corporation	
	F LAND		T 1 FARMLAND	Taxable Total:	9,470
			100% Alberta School Foundation Fund		
218000	NW-19-26-17-4	159.41 Acres		I Individual	
	F LAND		T 1 FARMLAND	Taxable Total:	12,850



2019 Assessment Roll (Valuation Date 1-July, 2019) 2020 Taxation Year, Wheatland County

Assessment Year: 2019
Tax Year: 2020

Roll	Legal Address						Total
			100% Alberta School Foundation Fund				
219000	SE-19-26-17-4	156.06 Acres					
	F	LAND	T	1	FARMLAND	C Corporation	
						Taxable Total:	9,130
			100% Alberta School Foundation Fund				
220000	SW-19-26-17-4	160.00 Acres					
	F	LAND	T	1	FARMLAND	I Individual	
						Taxable Total:	21,320
			100% Alberta School Foundation Fund				
221000	NE-20-26-17-4	160.00 Acres					
	F	LAND	T	1	FARMLAND	I Individual	
						Taxable Total:	8,730
			100% Alberta School Foundation Fund				
222000	NW-20-26-17-4	160.00 Acres					
	F	LAND	T	1	FARMLAND	I Individual	
						Taxable Total:	9,360
			100% Alberta School Foundation Fund				
223000	SE-20-26-17-4	160.00 Acres					
	F	LAND	T	1	FARMLAND	C Corporation	
						Taxable Total:	9,040
			100% Alberta School Foundation Fund				
224000	SW-20-26-17-4	160.00 Acres					
	F	LAND	T	1	FARMLAND	C Corporation	
						Taxable Total:	9,150
			100% Alberta School Foundation Fund				
225000	NE-21-26-17-4	160.00 Acres					
	F	LAND	T	1	FARMLAND	C Corporation	
						Taxable Total:	6,470
			100% Alberta School Foundation Fund				
226000	NW-21-26-17-4	160.00 Acres					
	F	LAND	T	1	FARMLAND	C Corporation	
						Taxable Total:	9,450
			100% Alberta School Foundation Fund				
227000	SE-21-26-17-4	160.00 Acres					
						C Corporation	



2019 Assessment Roll (Valuation Date 1-July, 2019) 2020 Taxation Year, Wheatland County

Assessment Year: 2019
Tax Year: 2020

Roll	Legal Address					Total
	F	LAND	T	1	FARMLAND	Taxable Total: 8,800
					100% Alberta School Foundation Fund	
228000	SW-21-26-17-4	160.00 Acres				C Corporation
	F	LAND	T	1	FARMLAND	Taxable Total: 10,000
					100% Alberta School Foundation Fund	
229000	NE-22-26-17-4	160.00 Acres				C Corporation
	F	LAND	T	1	FARMLAND	Taxable Total: 1,290
					100% Alberta School Foundation Fund	
230000	NW-22-26-17-4	160.00 Acres				C Corporation
	F	LAND	T	1	FARMLAND	Taxable Total: 2,110
					100% Alberta School Foundation Fund	
231000	SE-22-26-17-4	160.00 Acres				C Corporation
	F	LAND	T	1	FARMLAND	Taxable Total: 3,050
					100% Alberta School Foundation Fund	
232000	SW-22-26-17-4	160.00 Acres				C Corporation
	F	LAND	T	1	FARMLAND	Taxable Total: 5,750
					100% Alberta School Foundation Fund	
233000	NE-23-26-17-4	55.00 Acres				WEST OF RIVER C Corporation
	F	LAND	T	1	FARMLAND	Taxable Total: 1,360
					100% Alberta School Foundation Fund	
234000	NW-23-26-17-4	160.00 Acres				C Corporation
	F	LAND	T	1	FARMLAND	Taxable Total: 2,470
					100% Alberta School Foundation Fund	
235000	SE-23-26-17-4	54.00 Acres				WEST OF RIVER C Corporation
	F	LAND	T	1	FARMLAND	Taxable Total: 450
					100% Alberta School Foundation Fund	



2019 Assessment Roll (Valuation Date 1-July, 2019) 2020 Taxation Year, Wheatland County

Assessment Year: 2019
Tax Year: 2020

Roll	Legal Address				Total
236000	SW-23-26-17-4	160.00 Acres		C Corporation	
	F LAND		T 1 FARMLAND	Taxable Total:	940
			100% Alberta School Foundation Fund		
237000	SE-24-26-17-4	3.00 Acres		SOUTHWEST CORNER C Corporation	
	F LAND		T 1 FARMLAND	Taxable Total:	70
			100% Alberta School Foundation Fund		
238000	SW-24-26-17-4	14.00 Acres		SOUTH OF RIVER C Corporation	
	F LAND		T 1 FARMLAND	Taxable Total:	360
			100% Alberta School Foundation Fund		
239000	NW-26-26-17-4	0.40 Acres		SOUTHWEST CORNER I Individual	
	R LAND		T 104 RESIDENTIAL VACANT LAND	Taxable Total:	500
			100% Alberta School Foundation Fund		
240000	SE-26-26-17-4	5.00 Acres		I Individual	
	F LAND		T 1 FARMLAND	Taxable Total:	120
			100% Alberta School Foundation Fund		
241000	SW-26-26-17-4	127.00 Acres		WEST OF RIVER I Individual	
	F LAND		T 1 FARMLAND	Taxable Total:	3,040
			100% Alberta School Foundation Fund		
242000	NE-27-26-17-4	41.00 Acres		SOUTHWEST OF RIVER I Individual	
	F LAND		T 1 FARMLAND	Taxable Total:	850
			100% Alberta School Foundation Fund		
243000	NW-27-26-17-4	129.00 Acres		WEST OF RIVER I Individual	
	F LAND		T 1 FARMLAND	Taxable Total:	1,260
			100% Alberta School Foundation Fund		
244000	SE-27-26-17-4	160.00 Acres		I Individual	
	F LAND		T 1 FARMLAND	Taxable Total:	2,290



2019 Assessment Roll (Valuation Date 1-July, 2019) 2020 Taxation Year, Wheatland County

Assessment Year: 2019
Tax Year: 2020

Roll	Legal Address						Total
			100% Alberta School Foundation Fund				
245000	SW-27-26-17-4	160.00 Acres				I Individual	
	F LAND		T 1 FARMLAND			Taxable Total:	1,080
			100% Alberta School Foundation Fund				
246000	NE-28-26-17-4	160.00 Acres				I Individual	
	F LAND		T 1 FARMLAND			Taxable Total:	1,390
			100% Alberta School Foundation Fund				
247000	NW-28-26-17-4	160.00 Acres				I Individual	
	F LAND		T 1 FARMLAND			Taxable Total:	5,010
			100% Alberta School Foundation Fund				
248000	SE-28-26-17-4	160.00 Acres				I Individual	
	F LAND		T 1 FARMLAND			Taxable Total:	2,960
			100% Alberta School Foundation Fund				
249000	SW-28-26-17-4	160.00 Acres				I Individual	
	F LAND		T 1 FARMLAND			Taxable Total:	6,090
			100% Alberta School Foundation Fund				
250000	NE-29-26-17-4	160.00 Acres				I Individual	
	F LAND		T 1 FARMLAND			Taxable Total:	8,090
			100% Alberta School Foundation Fund				
251000	NW-29-26-17-4	160.00 Acres				I Individual	
	F LAND		T 1 FARMLAND			Taxable Total:	9,890
			100% Alberta School Foundation Fund				
252000	SE-29-26-17-4	160.00 Acres				I Individual	
	F LAND		T 1 FARMLAND			Taxable Total:	8,130
			100% Alberta School Foundation Fund				
253000	SW-29-26-17-4	160.00 Acres				I Individual	



2019 Assessment Roll (Valuation Date 1-July, 2019) 2020 Taxation Year, Wheatland County

Assessment Year: 2019
Tax Year: 2020

Roll	Legal Address					Total
	F	LAND	T	1	FARMLAND	Taxable Total: 9,750
					100% Alberta School Foundation Fund	
254000	NE-30-26-17-4	158.54 Acres				I Individual
	F	LAND	T	1	FARMLAND	Taxable Total: 10,300
					100% Alberta School Foundation Fund	
255000	NW-30-26-17-4	150.73 Acres				I Individual
	F	LAND	T	1	FARMLAND	Taxable Total: 10,450
					100% Alberta School Foundation Fund	
256000	SE-30-26-17-4	160.00 Acres				I Individual
	F	LAND	T	1	FARMLAND	Taxable Total: 9,750
					100% Alberta School Foundation Fund	
257000	SW-30-26-17-4	144.14 Acres				I Individual
	F	LAND	T	1	FARMLAND	Taxable Total: 9,840
					100% Alberta School Foundation Fund	
258000	NE-31-26-17-4	154.23 Acres				I Individual
	F	LAND	T	1	FARMLAND	Taxable Total: 9,120
					100% Alberta School Foundation Fund	
259000	NW-31-26-17-4	159.00 Acres				I Individual
	F	LAND	T	1	FARMLAND	Taxable Total: 10,880
					100% Alberta School Foundation Fund	
260000	SE-31-26-17-4	150.00 Acres				I Individual
	F	LAND	T	1	FARMLAND	Taxable Total: 9,190
					100% Alberta School Foundation Fund	
261000	SW-31-26-17-4	160.00 Acres				I Individual
	F	LAND	T	1	FARMLAND	Taxable Total: 10,620
					100% Alberta School Foundation Fund	



2019 Assessment Roll (Valuation Date 1-July, 2019) 2020 Taxation Year, Wheatland County

Assessment Year: 2019
Tax Year: 2020

Roll	Legal Address					Total
262000	NE-32-26-17-4	155.96 Acres			I Individual	
	F LAND		T 1 FARMLAND		Taxable Total:	6,390
			100% Alberta School Foundation Fund			
263000	NW-32-26-17-4	150.13 Acres			I Individual	
	F LAND		T 1 FARMLAND		Taxable Total:	7,690
			100% Alberta School Foundation Fund			
264000	SE-32-26-17-4	160.00 Acres			I Individual	
	F LAND		T 1 FARMLAND		Taxable Total:	7,200
			100% Alberta School Foundation Fund			
265000	SW-32-26-17-4	160.00 Acres			I Individual	
	F LAND		T 1 FARMLAND		Taxable Total:	7,040
			100% Alberta School Foundation Fund			
266000	NE-33-26-17-4	90.00 Acres			SOUTHWEST OF RIVER I Individual	
	F LAND		T 1 FARMLAND		Taxable Total:	1,660
			100% Alberta School Foundation Fund			
267000	NW-33-26-17-4	159.00 Acres			I Individual	
	F LAND		T 1 FARMLAND		Taxable Total:	4,050
			100% Alberta School Foundation Fund			
268000	SE-33-26-17-4	160.00 Acres			I Individual	
	F LAND		T 1 FARMLAND		Taxable Total:	1,020
			100% Alberta School Foundation Fund			
269000	SW-33-26-17-4	160.00 Acres			I Individual	
	F LAND		T 1 FARMLAND		Taxable Total:	3,980
			100% Alberta School Foundation Fund			
270000	NW-34-26-17-4	9.00 Acres			SOUTHWEST CORNER I Individual	
	F LAND		T 1 FARMLAND		Taxable Total:	230



2019 Assessment Roll (Valuation Date 1-July, 2019) 2020 Taxation Year, Wheatland County

Assessment Year: 2019
Tax Year: 2020

Roll	Legal Address					Total
	100% Alberta School Foundation Fund					
271000	SW-34-26-17-4	47.00 Acres			WEST OF RIVER I Individual	
	F LAND & IMPROVEMENTS		T 1	FARMLAND		740
	R		T 103	RESIDENTIAL LAND & IMPROVEMENTS		76,260
	R		E 901	RURAL RESIDENCE EXEMPTION (RAP)	Taxable Total:	77,000
			100% Alberta School Foundation Fund			11,840
					Totals:	88,840
272000	SW-3-27-17-4	25.00 Acres			SOUTHWST CRNER, SOUTH OF RIVER I Individual	
	F LAND		T 1	FARMLAND	Taxable Total:	160
	100% Alberta School Foundation Fund					
273000	NE-4-27-17-4	34.78 Acres			SOUTHWST CRNER, SOUTH OF RIVER I Individual	
	F LAND		T 1	FARMLAND	Taxable Total:	440
			100% Alberta School Foundation Fund			
274000	NW-4-27-17-4	125.40 Acres			SOUTH & WEST OF RIVER I Individual	
	F LAND		T 1	FARMLAND	Taxable Total:	2,320
			100% Alberta School Foundation Fund			
275000	SE-4-27-17-4 270041A HWY 848	141.93 Acres			SOUTHWEST OF RIVER I Individual	
	F LAND & IMPROVEMENTS		T 1	FARMLAND		2,810
	R		T 103	RESIDENTIAL LAND & IMPROVEMENTS		77,500
	R		E 901	RURAL RESIDENCE EXEMPTION (RAP)	Taxable Total:	80,310
	R		E 903	FARM BUILDING EXEMPT		76,200
			100% Alberta School Foundation Fund		Exempt Total:	4,790
					Totals:	80,990
						161,300
276000	4839BM OT SE-4-27-17-4	0.70 Acres			FERRY GROUND SITE F Federal	
	NR LAND		E 150	CROWN LAND & IMPR. EXEMPT	Exempt Total:	13,380
	100% Alberta School Foundation Fund					
277000	SW-4-27-17-4	153.46 Acres			I Individual	
	F LAND		T 1	FARMLAND	Taxable Total:	5,770



2019 Assessment Roll (Valuation Date 1-July, 2019) 2020 Taxation Year, Wheatland County

Assessment Year: 2019
Tax Year: 2020

Roll	Legal Address						Total
	100% Alberta School Foundation Fund						
278000	NE-5-27-17-4	160.00 Acres					
			C Corporation				
	F	LAND	T	1	FARMLAND	Taxable Total:	6,220
	100% Alberta School Foundation Fund						
279000	NW-5-27-17-4	160.00 Acres					
			C Corporation				
	F	LAND	T	1	FARMLAND	Taxable Total:	7,120
	100% Alberta School Foundation Fund						
280000	SE-5-27-17-4	160.00 Acres					
			C Corporation				
	F	LAND	T	1	FARMLAND	Taxable Total:	5,580
	100% Alberta School Foundation Fund						
281000	SW-5-27-17-4	160.00 Acres					
			C Corporation				
	F	LAND	T	1	FARMLAND	Taxable Total:	9,740
	100% Alberta School Foundation Fund						
282000	NE-6-27-17-4	160.00 Acres					
			C Corporation				
	F	LAND	T	1	FARMLAND	Taxable Total:	8,920
	100% Alberta School Foundation Fund						
283000	NW-6-27-17-4	160.00 Acres					
			C Corporation				
	F	LAND	T	1	FARMLAND	Taxable Total:	7,880
	100% Alberta School Foundation Fund						
284000	SE-6-27-17-4	160.00 Acres					
			C Corporation				
	F	LAND	T	1	FARMLAND	Taxable Total:	11,560
	100% Alberta School Foundation Fund						
285000	SW-6-27-17-4	160.00 Acres					
			C Corporation				
	F	LAND	T	1	FARMLAND	Taxable Total:	9,250
	100% Alberta School Foundation Fund						
286000	NE-7-27-17-4	124.80 Acres					
			SOUTH OF RIVER C Corporation				



2019 Assessment Roll (Valuation Date 1-July, 2019) 2020 Taxation Year, Wheatland County

Assessment Year: 2019
Tax Year: 2020

Roll	Legal Address					Total
	F	LAND	T	1	FARMLAND	Taxable Total: 1,820
287000	NW-7-27-17-4	157.70 Acres			100% Alberta School Foundation Fund	
						SOUTHWEST OF RIVER C Corporation
	F	LAND	T	1	FARMLAND	Taxable Total: 3,180
288000	SE-7-27-17-4	160.00 Acres			100% Alberta School Foundation Fund	
						C Corporation
	F	LAND	T	1	FARMLAND	Taxable Total: 6,840
289000	SW-7-27-17-4	160.00 Acres			100% Alberta School Foundation Fund	
						C Corporation
	F	LAND	T	1	FARMLAND	Taxable Total: 5,000
290000	NE-8-27-17-4	12.20 Acres			100% Alberta School Foundation Fund	
						SOUTHWEST CORNER C Corporation
	F	LAND	T	1	FARMLAND	Taxable Total: 320
291000	NW-8-27-17-4	88.70 Acres			100% Alberta School Foundation Fund	
						SOUTH HALF, SOUTH OF RIVER C Corporation
	F	LAND	T	1	FARMLAND	Taxable Total: 2,220
292000	SE-8-27-17-4	90.20 Acres			100% Alberta School Foundation Fund	
						SOUTHWEST OF RIVER C Corporation
	F	LAND	T	1	FARMLAND	Taxable Total: 1,300
293000	SW-8-27-17-4	160.00 Acres			100% Alberta School Foundation Fund	
						C Corporation
	F	LAND	T	1	FARMLAND	Taxable Total: 2,570
294000	SW-18-27-17-4	18.70 Acres			100% Alberta School Foundation Fund	
						SOUTHWEST CORNER, SOUTH OF RVR C Corporation
	F	LAND	T	1	FARMLAND	Taxable Total: 480
					100% Alberta School Foundation Fund	



2019 Assessment Roll (Valuation Date 1-July, 2019) 2020 Taxation Year, Wheatland County

Assessment Year: 2019
Tax Year: 2020

Roll	Legal Address				Total
295000	NE-1-24-18-4	160.00 Acres		C Corporation	
	F LAND		T 1 FARMLAND	Taxable Total:	25,620
			100% Alberta School Foundation Fund		
296000	NW-1-24-18-4	160.00 Acres		C Corporation	
	F LAND		T 1 FARMLAND	Taxable Total:	27,770
			100% Alberta School Foundation Fund		
297000	SE-1-24-18-4	158.00 Acres		C Corporation	
	F LAND		T 1 FARMLAND	Taxable Total:	25,340
			100% Alberta School Foundation Fund		
298000	SW-1-24-18-4	158.00 Acres		C Corporation	
	F LAND		T 1 FARMLAND	Taxable Total:	28,250
			100% Alberta School Foundation Fund		
299000	NE-2-24-18-4	160.00 Acres		C Corporation	
	F LAND		T 1 FARMLAND	Taxable Total:	29,490
			100% Alberta School Foundation Fund		
300000	NW-2-24-18-4	160.00 Acres		C Corporation	
	F LAND		T 1 FARMLAND	Taxable Total:	29,270
			100% Alberta School Foundation Fund		
301000	SE-2-24-18-4	139.72 Acres		I Individual	
	F LAND		T 1 FARMLAND	Taxable Total:	20,850
			100% Alberta School Foundation Fund		
301010	0610074 1 1 SE-2-24-18-4 18.28 Acres			SE CORNER	
	181008 HWY 561			I Individual	
	F LAND & IMPROVEMENTS		T 1 FARMLAND		2,230
	R		T 103 RESIDENTIAL LAND & IMPROVEMENTS		182,510
				Taxable Total:	184,740
	R		E 901 RURAL RESIDENCE EXEMPTION (RAP)		23,080
	R		E 903 FARM BUILDING EXEMPT		150,270
				Exempt Total:	173,350



2019 Assessment Roll (Valuation Date 1-July, 2019) 2020 Taxation Year, Wheatland County

Assessment Year: 2019
Tax Year: 2020

Roll	Legal Address	100% Alberta School Foundation Fund				Total
302000	SW-2-24-18-4	158.00 Acres				Totals: 358,090
			C Corporation			
	F LAND		T 1 FARMLAND	Taxable Total:		25,530
303000	NE-3-24-18-4	160.00 Acres	100% Alberta School Foundation Fund			
			C Corporation			
	F LAND		T 1 FARMLAND	Taxable Total:		28,610
304000	NW-3-24-18-4	160.00 Acres	100% Alberta School Foundation Fund			
			C Corporation			
	F LAND		T 1 FARMLAND	Taxable Total:		31,820
305000	SE-3-24-18-4	158.00 Acres	100% Alberta School Foundation Fund			
			C Corporation			
	F LAND		T 1 FARMLAND	Taxable Total:		30,790
306000	SW-3-24-18-4	158.00 Acres	100% Alberta School Foundation Fund			
			C Corporation			
	F LAND		T 1 FARMLAND	Taxable Total:		32,940
307000	NE-4-24-18-4	160.00 Acres	100% Alberta School Foundation Fund			
			I Individual			
	F LAND		T 1 FARMLAND	Taxable Total:		32,150
308000	NW-4-24-18-4	160.00 Acres	100% Alberta School Foundation Fund			
			I Individual			
	F LAND		T 1 FARMLAND	Taxable Total:		27,780
309000	SE-4-24-18-4	158.00 Acres	100% Alberta School Foundation Fund			
			I Individual			
	F LAND		T 1 FARMLAND	Taxable Total:		33,180
310000	SW-4-24-18-4	158.00 Acres	100% Alberta School Foundation Fund			
			I Individual			



2019 Assessment Roll (Valuation Date 1-July, 2019) 2020 Taxation Year, Wheatland County

Assessment Year: 2019
Tax Year: 2020

Roll	Legal Address					Total
	F	LAND	T	1	FARMLAND	Taxable Total: 29,520
					100% Alberta School Foundation Fund	
311000	NE-5-24-18-4	160.00 Acres				I Individual
	F	LAND	T	1	FARMLAND	Taxable Total: 31,530
					100% Alberta School Foundation Fund	
312000	NW-5-24-18-4	160.00 Acres				I Individual
	F	LAND	T	1	FARMLAND	Taxable Total: 32,870
					100% Alberta School Foundation Fund	
313000	SE-5-24-18-4	158.00 Acres				I Individual
	F	LAND	T	1	FARMLAND	Taxable Total: 31,740
					100% Alberta School Foundation Fund	
314000	SW-5-24-18-4	158.00 Acres				I Individual
	F	LAND	T	1	FARMLAND	Taxable Total: 32,400
					100% Alberta School Foundation Fund	
315000	NE-6-24-18-4	160.00 Acres				I Individual
	F	LAND	T	1	FARMLAND	Taxable Total: 32,140
					100% Alberta School Foundation Fund	
316000	NW-6-24-18-4	160.00 Acres				I Individual
	F	LAND	T	1	FARMLAND	Taxable Total: 29,620
					100% Alberta School Foundation Fund	
317000	SE-6-24-18-4	158.00 Acres				I Individual
	F	LAND	T	1	FARMLAND	Taxable Total: 30,120
					100% Alberta School Foundation Fund	
318000	SW-6-24-18-4	158.00 Acres				I Individual
	F	LAND	T	1	FARMLAND	Taxable Total: 29,650
					100% Alberta School Foundation Fund	



2019 Assessment Roll (Valuation Date 1-July, 2019) 2020 Taxation Year, Wheatland County

Assessment Year: 2019
Tax Year: 2020

Roll	Legal Address				Total
319000	NE-7-24-18-4	159.01 Acres		I Individual	
	F LAND		T 1 FARMLAND	Taxable Total:	28,260
			100% Alberta School Foundation Fund		
320000	NW-7-24-18-4	160.00 Acres		Sunshine Wind Power Generation Towers	
				I Individual	
	F LAND		T 1 FARMLAND		29,790
	NR		T 105 NON-RESEIDENTIAL LAND & IMPROVEMENTS		17,500
			100% Alberta School Foundation Fund	Taxable Total:	47,290
321000	SE-7-24-18-4	160.00 Acres		I Individual	
	F LAND		T 1 FARMLAND	Taxable Total:	29,950
			100% Alberta School Foundation Fund		
322000	SW-7-24-18-4	160.00 Acres		I Individual	
	F LAND		T 1 FARMLAND	Taxable Total:	29,460
			100% Alberta School Foundation Fund		
323000	NE-8-24-18-4	160.00 Acres		C Corporation	
	F LAND		T 1 FARMLAND	Taxable Total:	32,320
			100% Alberta School Foundation Fund		
325000	NW-8-24-18-4	1.00 Acres		NORTHEAST CORNER Sunshine Cemetery	
				I Individual	
	NR LAND		E 159 CEMETARY EXEMPT	Exempt Total:	17,500
			100% Alberta School Foundation Fund		
326000	SE-8-24-18-4	160.00 Acres		I Individual	
	F LAND		T 1 FARMLAND	Taxable Total:	32,010
			100% Alberta School Foundation Fund		
327000	SW-8-24-18-4	160.00 Acres		I Individual	
	F LAND		T 1 FARMLAND	Taxable Total:	32,990
			100% Alberta School Foundation Fund		
328000	NE-9-24-18-4	160.00 Acres		I Individual	



2019 Assessment Roll (Valuation Date 1-July, 2019) 2020 Taxation Year, Wheatland County

Assessment Year: 2019
Tax Year: 2020

Roll	Legal Address						Total
	F	LAND	T	1	FARMLAND	Taxable Total:	32,410
					100% Alberta School Foundation Fund		
329000	NW-9-24-18-4	160.00 Acres				I Individual	
	F	LAND	T	1	FARMLAND	Taxable Total:	30,830
					100% Alberta School Foundation Fund		
330000	SE-9-24-18-4	160.00 Acres				I Individual	
	F	LAND	T	1	FARMLAND	Taxable Total:	35,380
					100% Alberta School Foundation Fund		
331000	SW-9-24-18-4	160.00 Acres				I Individual	
	F	LAND	T	1	FARMLAND	Taxable Total:	31,210
					100% Alberta School Foundation Fund		
332000	NE-10-24-18-4	160.00 Acres				C Corporation	
	F	LAND	T	1	FARMLAND	Taxable Total:	23,290
					100% Alberta School Foundation Fund		
333000	NW-10-24-18-4	160.00 Acres				C Corporation	
	F	LAND	T	1	FARMLAND	Taxable Total:	27,930
					100% Alberta School Foundation Fund		
334000	SE-10-24-18-4	160.00 Acres				C Corporation	
	F	LAND	T	1	FARMLAND	Taxable Total:	27,600
					100% Alberta School Foundation Fund		
335000	SW-10-24-18-4	160.00 Acres				C Corporation	
	F	LAND	T	1	FARMLAND	Taxable Total:	31,110
					100% Alberta School Foundation Fund		
336000	NE-11-24-18-4	160.00 Acres				C Corporation	
	F	LAND	T	1	FARMLAND	Taxable Total:	32,460
					100% Alberta School Foundation Fund		



2019 Assessment Roll (Valuation Date 1-July, 2019) 2020 Taxation Year, Wheatland County

Assessment Year: 2019
Tax Year: 2020

Roll	Legal Address				Total
337000	NW-11-24-18-4	160.00 Acres		C Corporation	
	F LAND		T 1 FARMLAND	Taxable Total:	25,000
			100% Alberta School Foundation Fund		
338000	SE-11-24-18-4	160.00 Acres		C Corporation	
	F LAND		T 1 FARMLAND	Taxable Total:	29,770
			100% Alberta School Foundation Fund		
339000	SW-11-24-18-4	160.00 Acres		C Corporation	
	F LAND		T 1 FARMLAND	Taxable Total:	26,950
			100% Alberta School Foundation Fund		
340000	NE-12-24-18-4	160.00 Acres		C Corporation	
	F LAND		T 1 FARMLAND	Taxable Total:	30,330
			100% Alberta School Foundation Fund		
341000	NW-12-24-18-4	160.00 Acres		C Corporation	
	F LAND		T 1 FARMLAND	Taxable Total:	31,200
			100% Alberta School Foundation Fund		
342000	SE-12-24-18-4	160.00 Acres		I Individual	
	F LAND		T 1 FARMLAND	Taxable Total:	28,300
			100% Alberta School Foundation Fund		
343000	SW-12-24-18-4	160.00 Acres		C Corporation	
	F LAND		T 1 FARMLAND	Taxable Total:	28,770
			100% Alberta School Foundation Fund		
344000	NE-13-24-18-4	160.00 Acres		I Individual	
	F LAND		T 1 FARMLAND	Taxable Total:	24,340
			100% Alberta School Foundation Fund		
345000	NW-13-24-18-4	160.00 Acres		I Individual	
	F LAND		T 1 FARMLAND	Taxable Total:	24,050



2019 Assessment Roll (Valuation Date 1-July, 2019) 2020 Taxation Year, Wheatland County

Assessment Year: 2019
Tax Year: 2020

Roll	Legal Address						Total
			100% Alberta School Foundation Fund				
346000	SE-13-24-18-4	160.00 Acres				C Corporation	
	F	LAND	T	1	FARMLAND	Taxable Total:	25,460
			100% Alberta School Foundation Fund				
347000	SW-13-24-18-4	160.00 Acres				C Corporation	
	F	LAND	T	1	FARMLAND	Taxable Total:	28,370
			100% Alberta School Foundation Fund				
348000	NE-14-24-18-4	160.00 Acres				I Individual	
	F	LAND	T	1	FARMLAND	Taxable Total:	28,560
			100% Alberta School Foundation Fund				
349000	NW-14-24-18-4	160.00 Acres				I Individual	
	F	LAND	T	1	FARMLAND	Taxable Total:	27,350
			100% Alberta School Foundation Fund				
350000	SE-14-24-18-4	160.00 Acres				I Individual	
	F	LAND	T	1	FARMLAND	Taxable Total:	31,390
			100% Alberta School Foundation Fund				
351000	SW-14-24-18-4	160.00 Acres				I Individual	
	F	LAND	T	1	FARMLAND	Taxable Total:	29,650
			100% Alberta School Foundation Fund				
352000	NE-15-24-18-4	160.00 Acres				I Individual	
	F	LAND	T	1	FARMLAND	Taxable Total:	30,600
			100% Alberta School Foundation Fund				
353000	NW-15-24-18-4	160.00 Acres				I Individual	
	F	LAND	T	1	FARMLAND	Taxable Total:	29,990
			100% Alberta School Foundation Fund				
354000	SE-15-24-18-4	160.00 Acres				I Individual	



2019 Assessment Roll (Valuation Date 1-July, 2019) 2020 Taxation Year, Wheatland County

Assessment Year: 2019
Tax Year: 2020

Roll	Legal Address						Total
	F	LAND	T	1	FARMLAND	Taxable Total:	31,290
					100% Alberta School Foundation Fund		
355000	SW-15-24-18-4	160.00 Acres				I Individual	
	F	LAND	T	1	FARMLAND	Taxable Total:	30,510
					100% Alberta School Foundation Fund		
356000	NE-16-24-18-4	160.00 Acres				I Individual	
	F	LAND	T	1	FARMLAND	Taxable Total:	30,980
					100% Alberta School Foundation Fund		
357000	NW-16-24-18-4	160.00 Acres				I Individual	
	F	LAND	T	1	FARMLAND	Taxable Total:	28,920
					100% Alberta School Foundation Fund		
358000	SE-16-24-18-4	160.00 Acres				I Individual	
	F	LAND	T	1	FARMLAND	Taxable Total:	33,710
					100% Alberta School Foundation Fund		
359000	SW-16-24-18-4	160.00 Acres				I Individual	
	F	LAND	T	1	FARMLAND	Taxable Total:	33,710
					100% Alberta School Foundation Fund		
360000	NE-17-24-18-4	160.00 Acres				C Corporation	
	F	LAND	T	1	FARMLAND	Taxable Total:	31,790
					100% Alberta School Foundation Fund		
361000	NW-17-24-18-4	160.00 Acres				C Corporation	
	F	LAND	T	1	FARMLAND	Taxable Total:	28,070
					100% Alberta School Foundation Fund		
362000	SE-17-24-18-4	160.00 Acres				C Corporation	
	F	LAND	T	1	FARMLAND	Taxable Total:	31,320
					100% Alberta School Foundation Fund		



2019 Assessment Roll (Valuation Date 1-July, 2019) 2020 Taxation Year, Wheatland County

Assessment Year: 2019
Tax Year: 2020

Roll	Legal Address	Total
363000	1910657 1 2 SW-17-24-18-4 323.93 Acres 241077 RGE RD 185	Sunshine Colony & Carpentry Business C Corporation
	F LAND & IMPROVEMENTS	48,760
	R	1,807,150
	NR	1,009,410
		Taxable Total: 2,865,320
	NR	461,520
	R	769,250
	R	656,970
	E 156 SCHOOLS EXEMPT	
	E 901 RURAL RESIDENCE EXEMPTION (RAP)	
	E 903 FARM BUILDING EXEMPT	
	100% Alberta School Foundation Fund	Exempt Total: 1,887,740
		Totals: 4,753,060
364000	NE-18-24-18-4 160.00 Acres	I Individual
	F LAND	Taxable Total: 18,900
		T 1 FARMLAND
		100% Alberta School Foundation Fund
365000	NW-18-24-18-4 160.00 Acres	I Individual
	F LAND	Taxable Total: 9,680
		T 1 FARMLAND
		100% Alberta School Foundation Fund
366000	SE-18-24-18-4 160.00 Acres	I Individual
	F LAND	Taxable Total: 18,150
		T 1 FARMLAND
		100% Alberta School Foundation Fund
367000	SW-18-24-18-4 160.00 Acres	I Individual
	F LAND	Taxable Total: 22,310
		T 1 FARMLAND
		100% Alberta School Foundation Fund
368000	NE-19-24-18-4 160.00 Acres	I Individual
	F LAND	Taxable Total: 19,490
		T 1 FARMLAND
		100% Alberta School Foundation Fund
369000	NW-19-24-18-4 160.00 Acres	I Individual
	F LAND	Taxable Total: 17,820
		T 1 FARMLAND
		100% Alberta School Foundation Fund



2019 Assessment Roll (Valuation Date 1-July, 2019) 2020 Taxation Year, Wheatland County

Assessment Year: 2019
Tax Year: 2020

Roll	Legal Address	Total
370000	SE-19-24-18-4 160.00 Acres	
	I Individual	
	F LAND T 1 FARMLAND 100% Alberta School Foundation Fund	Taxable Total: 23,870
371000	SW-19-24-18-4 160.00 Acres	
	I Individual	
	F LAND T 1 FARMLAND 100% Alberta School Foundation Fund	Taxable Total: 8,420
372000	NE-20-24-18-4 160.00 Acres	
	I Individual	
	F LAND T 1 FARMLAND 100% Alberta School Foundation Fund	Taxable Total: 29,150
373000	NW-20-24-18-4 160.00 Acres	
	I Individual	
	F LAND T 1 FARMLAND 100% Alberta School Foundation Fund	Taxable Total: 28,430
374000	SE-20-24-18-4 160.00 Acres	
	I Individual	
	F LAND T 1 FARMLAND 100% Alberta School Foundation Fund	Taxable Total: 25,320
375000	SW-20-24-18-4 160.00 Acres	
	I Individual	
	F LAND T 1 FARMLAND 100% Alberta School Foundation Fund	Taxable Total: 30,430
376000	NE-21-24-18-4 155.93 Acres	
	I Individual	
	F LAND T 1 FARMLAND 100% Alberta School Foundation Fund	Taxable Total: 27,690
377000	NW-21-24-18-4 157.25 Acres	
	I Individual	
	F LAND T 1 FARMLAND 100% Alberta School Foundation Fund	Taxable Total: 29,340
378000	SE-21-24-18-4 160.00 Acres	
	I Individual	
	F LAND T 1 FARMLAND	Taxable Total: 27,240



2019 Assessment Roll (Valuation Date 1-July, 2019) 2020 Taxation Year, Wheatland County

Assessment Year: 2019
Tax Year: 2020

Roll	Legal Address					Total
	100% Alberta School Foundation Fund					
379000	SW-21-24-18-4	160.00 Acres			I Individual	
	F LAND		T 1 FARMLAND	Taxable Total:		29,250
	100% Alberta School Foundation Fund					
380000	NE-22-24-18-4	160.00 Acres			C Corporation	
	F LAND		T 1 FARMLAND	Taxable Total:		24,890
	100% Alberta School Foundation Fund					
381000	NW-22-24-18-4	157.35 Acres			C Corporation	
	F LAND		T 1 FARMLAND	Taxable Total:		21,230
	100% Alberta School Foundation Fund					
382000	SE-22-24-18-4	160.00 Acres			C Corporation	
	F LAND		T 1 FARMLAND	Taxable Total:		26,870
	100% Alberta School Foundation Fund					
383000	SW-22-24-18-4	160.00 Acres			C Corporation	
	F LAND		T 1 FARMLAND	Taxable Total:		27,970
	100% Alberta School Foundation Fund					
384000	NE-23-24-18-4 181039 TWP RD 244	160.00 Acres			I Individual	
	F LAND		T 1 FARMLAND	Taxable Total:		27,160
	100% Alberta School Foundation Fund					
385000	NW-23-24-18-4	160.00 Acres			I Individual	
	F LAND		T 1 FARMLAND	Taxable Total:		31,690
	100% Alberta School Foundation Fund					
386000	SE-23-24-18-4	160.00 Acres			I Individual	
	F LAND		T 1 FARMLAND	Taxable Total:		28,550
	100% Alberta School Foundation Fund					
387000	SW-23-24-18-4	160.00 Acres			I Individual	



2019 Assessment Roll (Valuation Date 1-July, 2019) 2020 Taxation Year, Wheatland County

Assessment Year: 2019
Tax Year: 2020

Roll	Legal Address					Total
	F	LAND	T	1	FARMLAND	
					100% Alberta School Foundation Fund	Taxable Total: 28,940
388000	NE-24-24-18-4	160.00 Acres				I Individual
	F	LAND	T	1	FARMLAND	
					100% Alberta School Foundation Fund	Taxable Total: 24,050
389000	NW-24-24-18-4	160.00 Acres				I Individual
	F	LAND	T	1	FARMLAND	
					100% Alberta School Foundation Fund	Taxable Total: 29,010
390000	SE-24-24-18-4	160.00 Acres				I Individual
	F	LAND	T	1	FARMLAND	
					100% Alberta School Foundation Fund	Taxable Total: 23,330
391000	SW-24-24-18-4	160.00 Acres				I Individual
	F	LAND	T	1	FARMLAND	
					100% Alberta School Foundation Fund	Taxable Total: 28,570
392000	NE-25-24-18-4	160.00 Acres				C Corporation
	F	LAND	T	1	FARMLAND	
					100% Alberta School Foundation Fund	Taxable Total: 24,050
393000	NW-25-24-18-4	160.00 Acres				C Corporation
	F	LAND	T	1	FARMLAND	
					100% Alberta School Foundation Fund	Taxable Total: 24,710
394000	SE-25-24-18-4	160.00 Acres				C Corporation
	F	LAND	T	1	FARMLAND	
					100% Alberta School Foundation Fund	Taxable Total: 25,040
395000	SW-25-24-18-4	160.00 Acres				C Corporation
	F	LAND	T	1	FARMLAND	
					100% Alberta School Foundation Fund	Taxable Total: 25,210



2019 Assessment Roll (Valuation Date 1-July, 2019) 2020 Taxation Year, Wheatland County

Assessment Year: 2019
Tax Year: 2020

Roll	Legal Address					Total
396000	NE-26-24-18-4	160.00 Acres			C Corporation	
	F LAND		T 1 FARMLAND		Taxable Total:	25,610
			100% Alberta School Foundation Fund			
397000	NW-26-24-18-4	159.68 Acres			C Corporation	
	F LAND		T 1 FARMLAND		Taxable Total:	26,200
			100% Alberta School Foundation Fund			
398000	SE-26-24-18-4	160.00 Acres			C Corporation	
	F LAND		T 1 FARMLAND		Taxable Total:	30,500
			100% Alberta School Foundation Fund			
399000	SW-26-24-18-4	160.00 Acres			C Corporation	
	F LAND		T 1 FARMLAND		Taxable Total:	26,370
			100% Alberta School Foundation Fund			
400000	NE-27-24-18-4	156.67 Acres			C Corporation	
	F LAND		T 1 FARMLAND		Taxable Total:	28,020
			100% Alberta School Foundation Fund			
401000	NW-27-24-18-4	160.00 Acres			C Corporation	
	F LAND		T 1 FARMLAND		Taxable Total:	30,810
			100% Alberta School Foundation Fund			
402000	SE-27-24-18-4	157.84 Acres			C Corporation	
	F LAND		T 1 FARMLAND		Taxable Total:	28,650
			100% Alberta School Foundation Fund			
403000	SW-27-24-18-4	157.75 Acres			C Corporation	
	F LAND		T 1 FARMLAND		Taxable Total:	31,140
			100% Alberta School Foundation Fund			
404000	NE-28-24-18-4	156.89 Acres			CNTRL EAST PRTN, SOUTH OF ROAD C Corporation	
	F LAND		T 1 FARMLAND		Taxable Total:	20,970



2019 Assessment Roll (Valuation Date 1-July, 2019) 2020 Taxation Year, Wheatland County

Assessment Year: 2019
Tax Year: 2020

Roll	Legal Address						Total
			100% Alberta School Foundation Fund				
406000	NW-28-24-18-4	160.00 Acres					
	F	LAND	T	1	FARMLAND	C Corporation	
						Taxable Total:	20,650
			100% Alberta School Foundation Fund				
407000	SE-28-24-18-4	155.93 Acres					
	F	LAND	T	1	FARMLAND	I Individual	
						Taxable Total:	24,090
			100% Alberta School Foundation Fund				
408000	SW-28-24-18-4	155.93 Acres					
	F	LAND	T	1	FARMLAND	I Individual	
						Taxable Total:	17,700
			100% Alberta School Foundation Fund				
409000	NE-29-24-18-4	160.00 Acres					
	F	LAND	T	1	FARMLAND	I Individual	
						Taxable Total:	28,320
			100% Alberta School Foundation Fund				
410000	NW-29-24-18-4	160.00 Acres					
	F	LAND	T	1	FARMLAND	C Corporation	
						Taxable Total:	10,000
			100% Alberta School Foundation Fund				
411000	SE-29-24-18-4	80.37 Acres				SOUTH OF ROAD	
	F	LAND	T	1	FARMLAND	I Individual	
						Taxable Total:	15,210
			100% Alberta School Foundation Fund				
412000	SE-29-24-18-4	69.30 Acres				NORTH OF ROAD	
	F	LAND	T	1	FARMLAND	I Individual	
						Taxable Total:	12,090
			100% Alberta School Foundation Fund				
413000	SE-29-24-18-4	6.32 Acres				SOUTHWEST CORNER	
	F	LAND	T	1	FARMLAND	I Individual	
						Taxable Total:	880
			100% Alberta School Foundation Fund				
414000	SW-29-24-18-4	86.20 Acres				NORTH OF ROAD	
						C Corporation	



2019 Assessment Roll (Valuation Date 1-July, 2019) 2020 Taxation Year, Wheatland County

Assessment Year: 2019
Tax Year: 2020

Roll	Legal Address					Total
	F	LAND	T	1	FARMLAND	Taxable Total: 6,310
					100% Alberta School Foundation Fund	
415000	SW-29-24-18-4	69.47 Acres				SOUTH OF ROAD I Individual
	F	LAND	T	1	FARMLAND	Taxable Total: 13,200
					100% Alberta School Foundation Fund	
416000	NE-30-24-18-4	160.00 Acres				C Corporation
	F	LAND	T	1	FARMLAND	Taxable Total: 10,000
					100% Alberta School Foundation Fund	
417000	NW-30-24-18-4	160.00 Acres				C Corporation
	F	LAND	T	1	FARMLAND	Taxable Total: 10,110
					100% Alberta School Foundation Fund	
418000	SE-30-24-18-4	78.12 Acres				SOUTH OF ROAD I Individual
	F	LAND	T	1	FARMLAND	Taxable Total: 7,520
					100% Alberta School Foundation Fund	
419000	SE-30-24-18-4	77.88 Acres				NORTH OF ROAD C Corporation
	F	LAND	T	1	FARMLAND	Taxable Total: 4,920
					100% Alberta School Foundation Fund	
420000	SW-30-24-18-4	93.38 Acres				NORTH OF RIVER C Corporation
	F	LAND	T	1	FARMLAND	Taxable Total: 6,380
					100% Alberta School Foundation Fund	
421000	SW-30-24-18-4	62.39 Acres				SOUTH OF RIVER I Individual
	F	LAND	T	1	FARMLAND	Taxable Total: 6,120
					100% Alberta School Foundation Fund	
422000	NE-31-24-18-4	152.58 Acres				C Corporation
	F	LAND	T	1	FARMLAND	Taxable Total: 8,940
					100% Alberta School Foundation Fund	



2019 Assessment Roll (Valuation Date 1-July, 2019) 2020 Taxation Year, Wheatland County

Assessment Year: 2019
Tax Year: 2020

Roll	Legal Address	Total
423000	NW-31-24-18-4 160.00 Acres	
	I Individual	
	F LAND T 1 FARMLAND 100% Alberta School Foundation Fund	Taxable Total: 29,000
424000	SE-31-24-18-4 125.77 Acres	
	SURROUNDING LAKE C Corporation	
	F LAND T 1 FARMLAND 100% Alberta School Foundation Fund	Taxable Total: 7,780
425000	SW-31-24-18-4 160.00 Acres	
	C Corporation	
	F LAND T 1 FARMLAND 100% Alberta School Foundation Fund	Taxable Total: 10,300
426000	NE-32-24-18-4 160.00 Acres	
	I Individual	
	F LAND T 1 FARMLAND 100% Alberta School Foundation Fund	Taxable Total: 26,680
427000	NW-32-24-18-4 160.00 Acres	
	C Corporation	
	F LAND T 1 FARMLAND 100% Alberta School Foundation Fund	Taxable Total: 28,150
428000	SE-32-24-18-4 160.00 Acres	
	I Individual	
	F LAND T 1 FARMLAND 100% Alberta School Foundation Fund	Taxable Total: 27,730
429000	SW-32-24-18-4 160.00 Acres	
	C Corporation	
	F LAND T 1 FARMLAND 100% Alberta School Foundation Fund	Taxable Total: 27,270
430000	NE-33-24-18-4 160.00 Acres	
	C Corporation	
	F LAND T 1 FARMLAND 100% Alberta School Foundation Fund	Taxable Total: 28,870
431000	NW-33-24-18-4 160.00 Acres	
	C Corporation	
	F LAND T 1 FARMLAND	Taxable Total: 30,950



2019 Assessment Roll (Valuation Date 1-July, 2019) 2020 Taxation Year, Wheatland County

Assessment Year: 2019
Tax Year: 2020

Roll	Legal Address						Total
	100% Alberta School Foundation Fund						
432000	SE-33-24-18-4	160.00 Acres					
	245026 RGE RD 183						
			C Corporation				
	F LAND & IMPROVEMENTS		T 1	FARMLAND			28,930
	R		T 103	RESIDENTIAL LAND & IMPROVEMENTS			168,860
			Taxable Total:				197,790
	R		E 901	RURAL RESIDENCE EXEMPTION (RAP)			61,540
			100% Alberta School Foundation Fund				
			Totals:				259,330
433000	SW-33-24-18-4	160.00 Acres					
			C Corporation				
	F LAND		T 1	FARMLAND		Taxable Total:	30,980
100% Alberta School Foundation Fund							
434000	NE-34-24-18-4	157.23 Acres					
			I Individual				
	F LAND		T 1	FARMLAND		Taxable Total:	12,120
			100% Alberta School Foundation Fund				
435000	NW-34-24-18-4	160.00 Acres					
			I Individual				
	F LAND		T 1	FARMLAND		Taxable Total:	29,320
			100% Alberta School Foundation Fund				
436000	SE-34-24-18-4	160.00 Acres					
			C Corporation				
	F LAND		T 1	FARMLAND		Taxable Total:	31,610
			100% Alberta School Foundation Fund				
437000	SW-34-24-18-4	160.00 Acres					
	244073A RGE RD 183						
			I Individual				
	F LAND & IMPROVEMENTS		T 1	FARMLAND			32,650
	R		T 103	RESIDENTIAL LAND & IMPROVEMENTS			392,690
			Taxable Total:				425,340
	R		E 901	RURAL RESIDENCE EXEMPTION (RAP)			92,310
			100% Alberta School Foundation Fund				
			Totals:				517,650
438000	NE-35-24-18-4	157.26 Acres					
			C Corporation				
	F LAND		T 1	FARMLAND		Taxable Total:	20,540
			100% Alberta School Foundation Fund				



2019 Assessment Roll (Valuation Date 1-July, 2019) 2020 Taxation Year, Wheatland County

Assessment Year: 2019
Tax Year: 2020

Roll	Legal Address					Total
439000	NW-35-24-18-4	157.13 Acres			C Corporation	
	F LAND		T 1 FARMLAND	Taxable Total:		21,870
			100% Alberta School Foundation Fund			
440000	SE-35-24-18-4	160.00 Acres			C Corporation	
	F LAND		T 1 FARMLAND	Taxable Total:		22,850
			100% Alberta School Foundation Fund			
441000	SW-35-24-18-4	160.00 Acres			C Corporation	
	F LAND		T 1 FARMLAND	Taxable Total:		26,370
			100% Alberta School Foundation Fund			
442000	NE-36-24-18-4	160.00 Acres			C Corporation	
	F LAND		T 1 FARMLAND	Taxable Total:		26,430
			100% Alberta School Foundation Fund			
443000	NW-36-24-18-4	160.00 Acres			C Corporation	
	F LAND		T 1 FARMLAND	Taxable Total:		22,020
			100% Alberta School Foundation Fund			
444000	SE-36-24-18-4	160.00 Acres			C Corporation	
	F LAND		T 1 FARMLAND	Taxable Total:		26,210
			100% Alberta School Foundation Fund			
445000	SW-36-24-18-4	160.00 Acres			C Corporation	
	F LAND		T 1 FARMLAND	Taxable Total:		23,570
			100% Alberta School Foundation Fund			
446000	NE-1-25-18-4	160.00 Acres			C Corporation	
	F LAND		T 1 FARMLAND	Taxable Total:		7,970
			100% Alberta School Foundation Fund			
447000	NW-1-25-18-4	160.00 Acres			C Corporation	
	F LAND		T 1 FARMLAND	Taxable Total:		26,750



2019 Assessment Roll (Valuation Date 1-July, 2019) 2020 Taxation Year, Wheatland County

Assessment Year: 2019
Tax Year: 2020

Roll	Legal Address						Total
100% Alberta School Foundation Fund							
448000	SE-1-25-18-4	160.00 Acres					
			C Corporation				
	F	LAND	T	1	FARMLAND	Taxable Total:	8,150
100% Alberta School Foundation Fund							
449000	SW-1-25-18-4	160.00 Acres					
			C Corporation				
	F	LAND	T	1	FARMLAND	Taxable Total:	8,150
100% Alberta School Foundation Fund							
450000	NE-2-25-18-4	160.00 Acres					
			I Individual				
	F	LAND	T	1	FARMLAND	Taxable Total:	25,680
100% Alberta School Foundation Fund							
451000	NW-2-25-18-4	160.00 Acres					
	250047 RGE RD 182		C Corporation				
	F	LAND & IMPROVEMENTS	T	1	FARMLAND		29,140
	R		T	103	RESIDENTIAL LAND & IMPROVEMENTS		447,090
			Taxable Total:				476,230
	R		E	901	RURAL RESIDENCE EXEMPTION (RAP)		92,310
	R		E	903	FARM BUILDING EXEMPT		33,500
			100% Alberta School Foundation Fund				
			Exempt Total:				125,810
			Totals:				602,040
452000	SE-2-25-18-4	159.68 Acres					
			C Corporation				
	F	LAND	T	1	FARMLAND	Taxable Total:	28,080
100% Alberta School Foundation Fund							
453000	SW-2-25-18-4	159.04 Acres					
			C Corporation				
	F	LAND	T	1	FARMLAND	Taxable Total:	29,240
100% Alberta School Foundation Fund							
454000	NE-3-25-18-4	160.00 Acres					
			I Individual				
	F	LAND	T	1	FARMLAND	Taxable Total:	30,050
100% Alberta School Foundation Fund							
455000	NW-3-25-18-4	160.00 Acres					
			I Individual				



2019 Assessment Roll (Valuation Date 1-July, 2019) 2020 Taxation Year, Wheatland County

Assessment Year: 2019
Tax Year: 2020

Roll	Legal Address					Total
	F	LAND	T	1	FARMLAND	
					100% Alberta School Foundation Fund	Taxable Total: 33,440
456000	SE-3-25-18-4	158.51 Acres				
	182036 TWP RD 250					I Individual
	F	LAND & IMPROVEMENTS	T	1	FARMLAND	26,340
	R		T	103	RESIDENTIAL LAND & IMPROVEMENTS	324,080
						Taxable Total: 350,420
	R		E	901	RURAL RESIDENCE EXEMPTION (RAP)	92,120
					100% Alberta School Foundation Fund	Totals: 442,540
457000	SW-3-25-18-4	160.00 Acres				
						I Individual
	F	LAND	T	1	FARMLAND	Taxable Total: 24,340
					100% Alberta School Foundation Fund	
458000	NE-4-25-18-4	160.00 Acres				
						I Individual
	F	LAND	T	1	FARMLAND	Taxable Total: 26,720
					100% Alberta School Foundation Fund	
459000	NW-4-25-18-4	160.00 Acres				
						I Individual
	F	LAND	T	1	FARMLAND	Taxable Total: 26,050
					100% Alberta School Foundation Fund	
460000	SE-4-25-18-4	160.00 Acres				
	250026 RGE RD 183					I Individual
	F	LAND & IMPROVEMENTS	T	1	FARMLAND	29,240
	R		T	103	RESIDENTIAL LAND & IMPROVEMENTS	141,560
						Taxable Total: 170,800
	R		E	901	RURAL RESIDENCE EXEMPTION (RAP)	61,540
					100% Alberta School Foundation Fund	Totals: 232,340
461000	SW-4-25-18-4	160.00 Acres				
						I Individual
	F	LAND	T	1	FARMLAND	Taxable Total: 29,190
					100% Alberta School Foundation Fund	
462000	NE-5-25-18-4	160.00 Acres				
						I Individual
	F	LAND	T	1	FARMLAND	Taxable Total: 26,820
					100% Alberta School Foundation Fund	



2019 Assessment Roll (Valuation Date 1-July, 2019) 2020 Taxation Year, Wheatland County

Assessment Year: 2019
Tax Year: 2020

Roll	Legal Address				Total
463000	NW-5-25-18-4	160.00 Acres		I Individual	
	F LAND		T 1 FARMLAND	Taxable Total:	28,060
			100% Alberta School Foundation Fund		
464000	SE-5-25-18-4	160.00 Acres		I Individual	
	F LAND		T 1 FARMLAND	Taxable Total:	26,040
			100% Alberta School Foundation Fund		
465000	SW-5-25-18-4	160.00 Acres		I Individual	
	F LAND		T 1 FARMLAND	Taxable Total:	18,660
			100% Alberta School Foundation Fund		
466000	NE-6-25-18-4	160.00 Acres		C Corporation	
	F LAND		T 1 FARMLAND	Taxable Total:	26,030
			100% Alberta School Foundation Fund		
467000	NW-6-25-18-4	160.00 Acres		I Individual	
	F LAND		T 1 FARMLAND	Taxable Total:	33,350
			100% Alberta School Foundation Fund		
468000	SE-6-25-18-4	160.00 Acres		C Corporation	
	F LAND		T 1 FARMLAND	Taxable Total:	20,960
			100% Alberta School Foundation Fund		
469000	SW-6-25-18-4	160.00 Acres		I Individual	
	F LAND		T 1 FARMLAND	Taxable Total:	29,410
			100% Alberta School Foundation Fund		
470000	NE-7-25-18-4	158.08 Acres		C Corporation	
	F LAND		T 1 FARMLAND	Taxable Total:	35,280
			100% Alberta School Foundation Fund		
472000	NW-7-25-18-4	160.00 Acres		C Corporation	
	F LAND		T 1 FARMLAND	Taxable Total:	34,170



2019 Assessment Roll (Valuation Date 1-July, 2019) 2020 Taxation Year, Wheatland County

Assessment Year: 2019
Tax Year: 2020

Roll	Legal Address						Total
			100% Alberta School Foundation Fund				
473000	SE-7-25-18-4	160.00 Acres				C Corporation	
	F LAND		T 1 FARMLAND		Taxable Total:		31,530
			100% Alberta School Foundation Fund				
474000	SW-7-25-18-4	160.00 Acres				I Individual	
	F LAND		T 1 FARMLAND		Taxable Total:		35,050
			100% Alberta School Foundation Fund				
475000	NE-8-25-18-4	153.95 Acres				I Individual	
	F LAND		T 1 FARMLAND		Taxable Total:		29,250
			100% Alberta School Foundation Fund				
477000	NW-8-25-18-4	152.16 Acres				I Individual	
	F LAND		T 1 FARMLAND		Taxable Total:		32,700
			100% Alberta School Foundation Fund				
479000	SE-8-25-18-4	160.00 Acres				I Individual	
	F LAND		T 1 FARMLAND		Taxable Total:		24,580
			100% Alberta School Foundation Fund				
480000	SW-8-25-18-4	160.00 Acres				I Individual	
	F LAND		T 1 FARMLAND		Taxable Total:		28,030
			100% Alberta School Foundation Fund				
481000	NE-9-25-18-4	152.41 Acres				C Corporation	
	F LAND		T 1 FARMLAND		Taxable Total:		21,620
			100% Alberta School Foundation Fund				
482000	NW-9-25-18-4	152.95 Acres				C Corporation	
	F LAND		T 1 FARMLAND		Taxable Total:		28,070
			100% Alberta School Foundation Fund				
483000	NW-9-25-18-4	1.00 Acres				I Individual	



2019 Assessment Roll (Valuation Date 1-July, 2019) 2020 Taxation Year, Wheatland County

Assessment Year: 2019
Tax Year: 2020

Roll	Legal Address					Total
	F	LAND	T	1	FARMLAND	Taxable Total: 50
					100% Alberta School Foundation Fund	
484000	SE-9-25-18-4	160.00 Acres				C Corporation
	F	LAND	T	1	FARMLAND	Taxable Total: 27,370
					100% Alberta School Foundation Fund	
485000	SW-9-25-18-4	160.00 Acres				I Individual
		183081 TWP RD 252				
	F	LAND & IMPROVEMENTS	T	1	FARMLAND	25,130
	R		T	103	RESIDENTIAL LAND & IMPROVEMENTS	165,170
					Taxable Total:	190,300
	R		E	901	RURAL RESIDENCE EXEMPTION (RAP)	25,130
					100% Alberta School Foundation Fund	Totals: 215,430
486000	NE-10-25-18-4	159.96 Acres				C Corporation
	F	LAND	T	1	FARMLAND	Taxable Total: 28,120
					100% Alberta School Foundation Fund	
487000	NW-10-25-18-4	143.06 Acres				C Corporation
		251069 RGE RD 183				
	F	LAND & IMPROVEMENTS	T	1	FARMLAND	23,070
	R		T	103	RESIDENTIAL LAND & IMPROVEMENTS	258,060
					Taxable Total:	281,130
	R		E	901	RURAL RESIDENCE EXEMPTION (RAP)	61,540
					100% Alberta School Foundation Fund	Totals: 342,670
488000	SE-10-25-18-4	160.00 Acres				I Individual
	F	LAND	T	1	FARMLAND	Taxable Total: 33,810
					100% Alberta School Foundation Fund	
489000	SW-10-25-18-4	160.00 Acres				I Individual
		251011 RGE RD 183				
	F	LAND & IMPROVEMENTS	T	1	FARMLAND	30,820
	R		T	103	RESIDENTIAL LAND & IMPROVEMENTS	100,060
					Taxable Total:	130,880
	R		E	901	RURAL RESIDENCE EXEMPTION (RAP)	61,540
	R		E	903	FARM BUILDING EXEMPT	20,400
					Exempt Total:	81,940
					Totals:	212,820



2019 Assessment Roll (Valuation Date 1-July, 2019) 2020 Taxation Year, Wheatland County

Assessment Year: 2019
Tax Year: 2020

Roll	Legal Address	100% Alberta School Foundation Fund				Total
490000	NE-11-25-18-4	160.00 Acres			C Corporation	
	F LAND		T 1 FARMLAND		Taxable Total:	29,630
			100% Alberta School Foundation Fund			
491000	NW-11-25-18-4	160.00 Acres			C Corporation	
	F LAND		T 1 FARMLAND		Taxable Total:	28,550
			100% Alberta School Foundation Fund			
492000	SE-11-25-18-4	160.00 Acres			C Corporation	
	F LAND		T 1 FARMLAND		Taxable Total:	26,440
			100% Alberta School Foundation Fund			
493000	SW-11-25-18-4	160.00 Acres			C Corporation	
	F LAND		T 1 FARMLAND		Taxable Total:	30,520
			100% Alberta School Foundation Fund			
494000	NE-12-25-18-4	160.00 Acres			C Corporation	
	F LAND		T 1 FARMLAND		Taxable Total:	24,950
			100% Alberta School Foundation Fund			
495000	NW-12-25-18-4	160.00 Acres			C Corporation	
	F LAND		T 1 FARMLAND		Taxable Total:	26,940
			100% Alberta School Foundation Fund			
496000	SE-12-25-18-4	160.00 Acres			C Corporation	
	F LAND		T 1 FARMLAND		Taxable Total:	22,230
			100% Alberta School Foundation Fund			
497000	SW-12-25-18-4	160.00 Acres			C Corporation	
	F LAND		T 1 FARMLAND		Taxable Total:	27,420
			100% Alberta School Foundation Fund			
498000	NE-13-25-18-4	160.00 Acres			I Individual	
	F LAND		T 1 FARMLAND		Taxable Total:	7,970



2019 Assessment Roll (Valuation Date 1-July, 2019) 2020 Taxation Year, Wheatland County

Assessment Year: 2019
Tax Year: 2020

Roll	Legal Address						Total
			100% Alberta School Foundation Fund				
499000	NW-13-25-18-4	144.00 Acres				C Corporation	
	F LAND		T 1 FARMLAND			Taxable Total:	7,180
			100% Alberta School Foundation Fund				
500000	SE-13-25-18-4	160.00 Acres				I Individual	
	F LAND		T 1 FARMLAND			Taxable Total:	9,680
			100% Alberta School Foundation Fund				
501000	SW-13-25-18-4	160.00 Acres				C Corporation	
	F LAND		T 1 FARMLAND			Taxable Total:	11,210
			100% Alberta School Foundation Fund				
502000	NE-14-25-18-4	111.00 Acres				C Corporation	
	F LAND		T 1 FARMLAND			Taxable Total:	15,940
			100% Alberta School Foundation Fund				
503000	NW-14-25-18-4	158.97 Acres				I Individual	
	F LAND		T 1 FARMLAND			Taxable Total:	28,520
			100% Alberta School Foundation Fund				
505000	SE-14-25-18-4	160.00 Acres				C Corporation	
	F LAND		T 1 FARMLAND			Taxable Total:	27,890
			100% Alberta School Foundation Fund				
506000	SW-14-25-18-4	159.61 Acres				I Individual	
	F LAND		T 1 FARMLAND			Taxable Total:	30,790
			100% Alberta School Foundation Fund				
507000	NE-15-25-18-4	158.97 Acres				I Individual	
	F LAND		T 1 FARMLAND			Taxable Total:	35,040
			100% Alberta School Foundation Fund				
508000	NW-15-25-18-4	160.00 Acres				I Individual	



2019 Assessment Roll (Valuation Date 1-July, 2019) 2020 Taxation Year, Wheatland County

Assessment Year: 2019
Tax Year: 2020

Roll	Legal Address					Total
	F	LAND	T	1	FARMLAND	Taxable Total: 34,220
					100% Alberta School Foundation Fund	
509000	SE-15-25-18-4	151.06 Acres				C Corporation
	F	LAND	T	1	FARMLAND	Taxable Total: 30,520
					100% Alberta School Foundation Fund	
510000	SW-15-25-18-4	145.54 Acres				I Individual
	F	LAND	T	1	FARMLAND	Taxable Total: 18,350
					100% Alberta School Foundation Fund	
510010	1311291 1 1 SW-15-25-18-4	13.45 Acres				SE Part of LSD
		182056 TWP RD 252				I Individual
	F	LAND & IMPROVEMENTS	T	1	FARMLAND	1,730
	R		T	103	RESIDENTIAL LAND & IMPROVEMENTS	229,370
						Taxable Total: 231,100
	R		E	901	RURAL RESIDENCE EXEMPTION (RAP)	1,730
					100% Alberta School Foundation Fund	Totals: 232,830
511000	NE-16-25-18-4	160.00 Acres				I Individual
	F	LAND	T	1	FARMLAND	Taxable Total: 32,080
					100% Alberta School Foundation Fund	
512000	NW-16-25-18-4	160.00 Acres				I Individual
	F	LAND	T	1	FARMLAND	Taxable Total: 35,010
					100% Alberta School Foundation Fund	
513000	SE-16-25-18-4	160.00 Acres				I Individual
	F	LAND	T	1	FARMLAND	Taxable Total: 23,730
					100% Alberta School Foundation Fund	
514000	SW-16-25-18-4	160.00 Acres				C Corporation
	F	LAND	T	1	FARMLAND	Taxable Total: 35,250
					100% Alberta School Foundation Fund	
515000	NE-17-25-18-4	160.00 Acres				I Individual
	F	LAND	T	1	FARMLAND	Taxable Total: 33,060



2019 Assessment Roll (Valuation Date 1-July, 2019) 2020 Taxation Year, Wheatland County

Assessment Year: 2019
Tax Year: 2020

Roll	Legal Address						Total
	100% Alberta School Foundation Fund						
517000	NW-17-25-18-4	160.00 Acres				C Corporation	
	F	LAND	T	1	FARMLAND	Taxable Total:	32,270
	100% Alberta School Foundation Fund						
519000	SE-17-25-18-4	160.00 Acres				I Individual	
	F	LAND	T	1	FARMLAND	Taxable Total:	30,570
	100% Alberta School Foundation Fund						
520000	SW-17-25-18-4	160.00 Acres				I Individual	
	F	LAND	T	1	FARMLAND	Taxable Total:	29,850
	100% Alberta School Foundation Fund						
522000	NE-18-25-18-4	160.00 Acres				I Individual	
	F	LAND	T	1	FARMLAND	Taxable Total:	29,760
	100% Alberta School Foundation Fund						
523000	NW-18-25-18-4	160.00 Acres				I Individual	
	F	LAND	T	1	FARMLAND	Taxable Total:	31,840
	100% Alberta School Foundation Fund						
524000	SE-18-25-18-4	158.14 Acres				C Corporation	
	F	LAND	T	1	FARMLAND	Taxable Total:	35,840
	100% Alberta School Foundation Fund						
525000	SW-18-25-18-4	157.94 Acres				C Corporation	
	F	LAND	T	1	FARMLAND	Taxable Total:	30,150
	100% Alberta School Foundation Fund						
526000	NE-19-25-18-4	160.00 Acres				I Individual	
	F	LAND	T	1	FARMLAND	Taxable Total:	29,560
	100% Alberta School Foundation Fund						
527000	NW-19-25-18-4	160.00 Acres				C Corporation	



2019 Assessment Roll (Valuation Date 1-July, 2019) 2020 Taxation Year, Wheatland County

Assessment Year: 2019
Tax Year: 2020

Roll	Legal Address					Total
	F	LAND	T	1	FARMLAND	
					100% Alberta School Foundation Fund	Taxable Total: 31,720
528000	SE-19-25-18-4	160.00 Acres				I Individual
	F	LAND & IMPROVEMENTS	T	1	FARMLAND	30,110
	R		E	903	FARM BUILDING EXEMPT	9,440
					100% Alberta School Foundation Fund	Totals: 39,550
529000	SW-19-25-18-4	160.00 Acres				I Individual
		253001 RGE RD 190				
	F	LAND & IMPROVEMENTS	T	1	FARMLAND	28,070
	R		T	103	RESIDENTIAL LAND & IMPROVEMENTS	220,060
						Taxable Total: 248,130
	R		E	901	RURAL RESIDENCE EXEMPTION (RAP)	85,240
					100% Alberta School Foundation Fund	Totals: 333,370
530000	NE-20-25-18-4	160.00 Acres				I Individual
	F	LAND	T	1	FARMLAND	Taxable Total: 25,830
					100% Alberta School Foundation Fund	
531000	NW-20-25-18-4	160.00 Acres				Wintering Hills Colony C Corporation
	F	LAND & IMPROVEMENTS	T	1	FARMLAND	30,000
	R		T	103	RESIDENTIAL LAND & IMPROVEMENTS	1,306,990
						Taxable Total: 1,336,990
	NR		E	156	SCHOOLS EXEMPT	164,440
	R		E	901	RURAL RESIDENCE EXEMPTION (RAP)	400,010
					100% Alberta School Foundation Fund	Exempt Total: 564,450
						Totals: 1,901,440
532000	SE-20-25-18-4	160.00 Acres				I Individual
	F	LAND	T	1	FARMLAND	Taxable Total: 26,650
					100% Alberta School Foundation Fund	
533000	SW-20-25-18-4	158.70 Acres				Wintering Hills Colony C Corporation
		253031 RGE RD 185				
	F	LAND & IMPROVEMENTS	T	1	FARMLAND	30,590
	R		T	103	RESIDENTIAL LAND & IMPROVEMENTS	2,088,320
						Taxable Total: 2,118,910
	R		E	901	RURAL RESIDENCE EXEMPTION (RAP)	430,780



2019 Assessment Roll (Valuation Date 1-July, 2019) 2020 Taxation Year, Wheatland County

Assessment Year: 2019
Tax Year: 2020

Roll	Legal Address				Total
		100% Alberta School Foundation Fund	Totals:		2,549,690
533010	0214013 1 1 SW-20-25-18-4 1.30 Acres		SOUTH WEST CORNER OF LSD 5 Wintering Hills Cemetery C Corporation		
	NR LAND	E 159 CEMETARY EXEMPT	Exempt Total:		18,630
		100% Alberta School Foundation Fund			
534000	NE-21-25-18-4 160.00 Acres		I Individual		
	F LAND	T 1 FARMLAND	Taxable Total:		32,710
		100% Alberta School Foundation Fund			
535000	NW-21-25-18-4 160.00 Acres		I Individual		
	F LAND	T 1 FARMLAND	Taxable Total:		33,700
		100% Alberta School Foundation Fund			
536000	SE-21-25-18-4 160.00 Acres		I Individual		
	F LAND	T 1 FARMLAND	Taxable Total:		33,640
		100% Alberta School Foundation Fund			
537000	SW-21-25-18-4 160.00 Acres		I Individual		
	F LAND	T 1 FARMLAND	Taxable Total:		32,970
		100% Alberta School Foundation Fund			
538000	NE-22-25-18-4 148.45 Acres		I Individual		
	F LAND	T 1 FARMLAND	Taxable Total:		30,420
		100% Alberta School Foundation Fund			
538010	9511461 1 1 NE-22-25-18-4 10.44 Acres 253080A RGE RD 182		NORTHEAST CORNER I Individual		
	R LAND & IMPROVEMENTS	T 103 RESIDENTIAL LAND & IMPROVEMENTS	Taxable Total:		201,000
		100% Alberta School Foundation Fund			
539000	NW-22-25-18-4 160.00 Acres 253063A RGE RD 183		I Individual		
	F LAND & IMPROVEMENTS	T 1 FARMLAND			35,180
	R	T 103 RESIDENTIAL LAND & IMPROVEMENTS			162,890
			Taxable Total:		198,070
	R	E 901 RURAL RESIDENCE EXEMPTION (RAP)			92,310
	R	E 903 FARM BUILDING EXEMPT			12,100



2019 Assessment Roll (Valuation Date 1-July, 2019) 2020 Taxation Year, Wheatland County

Assessment Year: 2019
Tax Year: 2020

Roll	Legal Address					Total
			100% Alberta School Foundation Fund	Exempt Total:		104,410
				Totals:		302,480
540000	SE-22-25-18-4	157.91 Acres		I Individual		
	F LAND		T 1 FARMLAND	Taxable Total:		33,960
			100% Alberta School Foundation Fund			
541000	SW-22-25-18-4	160.00 Acres		I Individual		
	F LAND		T 1 FARMLAND	Taxable Total:		33,680
			100% Alberta School Foundation Fund			
542000	NE-23-25-18-4	40.00 Acres		NORTH & WEST OF LAKE		
	F LAND		T 1 FARMLAND	I Individual		
			100% Alberta School Foundation Fund	Taxable Total:		2,020
544000	9412648 1 NW-23-25-18-4	190.72 Acres		NW QTR & Prt NE Crnr of SW23		
	F LAND		T 1 FARMLAND	I Individual		
			100% Alberta School Foundation Fund	Taxable Total:		23,480
545000	SE-23-25-18-4	10.00 Acres		NORTHWEST CORNER		
	F LAND		T 1 FARMLAND	I Individual		
			100% Alberta School Foundation Fund	Taxable Total:		500
545010	SE-23-25-18-4	1.00 Acres		SE CORNER		
	NR LAND		E 155 WHEATLAND COUNTY EXEMPT	M Municipal		
			100% Alberta School Foundation Fund	Exempt Total:		10,500
546000	9412648 2 SW-23-25-18-4	127.71 Acres		ALL LSD 3,4,5 & SW PORTION 6		
	F LAND		T 1 FARMLAND	I Individual		
			100% Alberta School Foundation Fund	Taxable Total:		20,470
550000	1911428 1 2 NE-24-25-18-4	96.05 Acres		EAST OF LAKE		
	F LAND		T 1 FARMLAND	I Individual		
			100% Alberta School Foundation Fund	Taxable Total:		13,130



2019 Assessment Roll (Valuation Date 1-July, 2019) 2020 Taxation Year, Wheatland County

Assessment Year: 2019
Tax Year: 2020

Roll	Legal Address					Total
551000	NW-24-25-18-4	9.00 Acres				
			I Individual			
	F LAND		T 1 FARMLAND	Taxable Total:		450
			100% Alberta School Foundation Fund			
552000	1911428 1 3 SE-24-25-18-4	140.41 Acres				
			EAST OF LAKE			
			I Individual			
	F LAND		T 1 FARMLAND	Taxable Total:		9,410
			100% Alberta School Foundation Fund			
553000	1911428 1 4 SW-24-25-18-4	77.20 Acres				
			SOUTH OF LAKE			
			I Individual			
	F LAND		T 1 FARMLAND	Taxable Total:		5,170
			100% Alberta School Foundation Fund			
554000	NE-25-25-18-4	141.00 Acres				
			NORTH & WEST OF LAKE			
			I Individual			
	F LAND		T 1 FARMLAND	Taxable Total:		24,050
			100% The Golden Hills Reg. Div. 15			
555000	NW-25-25-18-4	160.00 Acres				
			I Individual			
	F LAND		T 1 FARMLAND	Taxable Total:		25,870
			100% The Golden Hills Reg. Div. 15			
556000	1911428 1 1 SE-25-25-18-4	90.93 Acres				
			EAST OF LAKE			
			I Individual			
	F LAND		T 1 FARMLAND	Taxable Total:		18,110
			100% Alberta School Foundation Fund			
558000	SW-25-25-18-4	48.00 Acres				
	254019A RGE RD 182		SOUTHWEST OF LAKE			
			I Individual			
	F LAND & IMPROVEMENTS		T 1 FARMLAND			2,580
	R		T 103 RESIDENTIAL LAND & IMPROVEMENTS			232,330
			Taxable Total:			234,910
	R		E 901 RURAL RESIDENCE EXEMPTION (RAP)			40,670
	R		E 903 FARM BUILDING EXEMPT			4,400
			100% Alberta School Foundation Fund			
			Exempt Total:			45,070
			Totals:			279,980
559000	SW-25-25-18-4	10.00 Acres				
			NORTHWEST OF LAKE			
			I Individual			
	F LAND		T 1 FARMLAND	Taxable Total:		1,400



2019 Assessment Roll (Valuation Date 1-July, 2019) 2020 Taxation Year, Wheatland County

Assessment Year: 2019
Tax Year: 2020

Roll	Legal Address					Total
	100% Alberta School Foundation Fund					
560000	NE-26-25-18-4	160.00 Acres				
			I Individual			
	F	LAND	T	1	FARMLAND	Taxable Total: 18,550
	100% The Golden Hills Reg. Div. 15					
561000	NW-26-25-18-4	158.73 Acres				
			I Individual			
	F	LAND	T	1	FARMLAND	Taxable Total: 30,630
	100% The Golden Hills Reg. Div. 15					
562000	0716200 1 1 S -26-25-18-4	155.73 Acres				
			PORTION NORTH OF ROADWAY			
			I Individual			
	F	LAND	T	1	FARMLAND	Taxable Total: 25,730
	100% The Golden Hills Reg. Div. 15					
562010	SE-26-25-18-4	4.05 Acres				
			PORTION OF SEIU LAKE			
			I Individual			
	NR	LAND	E	150	CROWN LAND & IMPR. EXEMPT	Exempt Total: 2,030
	100% Alberta School Foundation Fund					
563000	0716200 1 2 S -26-25-18-4	146.81 Acres				
			PORTION SOUTH OF ROADWAY			
			I Individual			
	F	LAND	T	1	FARMLAND	Taxable Total: 10,690
	100% Alberta School Foundation Fund					
563010	SW-26-25-18-4	3.94 Acres				
			Duck Lake Community Hall			
			C Corporation			
	NR	LAND & IMPROVEMENTS	E	165	CHARITABLE & WELFARE EXEMPT	Exempt Total: 104,400
	100% Alberta School Foundation Fund					
564000	NE-27-25-18-4	158.86 Acres				
			C Corporation			
	F	LAND	T	1	FARMLAND	Taxable Total: 33,310
	100% Alberta School Foundation Fund					
565000	NW-27-25-18-4	160.00 Acres				
			C Corporation			
	F	LAND	T	1	FARMLAND	Taxable Total: 31,260
	100% Alberta School Foundation Fund					
566000	SE-27-25-18-4	158.95 Acres				
			C Corporation			



2019 Assessment Roll (Valuation Date 1-July, 2019) 2020 Taxation Year, Wheatland County

Assessment Year: 2019
Tax Year: 2020

Roll	Legal Address					Total
	F	LAND	T	1	FARMLAND	
					100% Alberta School Foundation Fund	Taxable Total: 30,890
567000	SW-27-25-18-4	160.00 Acres				
	182046 TWP RD 254					I Individual
	F	LAND & IMPROVEMENTS	T	1	FARMLAND	27,910
	R		T	103	RESIDENTIAL LAND & IMPROVEMENTS	321,230
						Taxable Total: 349,140
	R		E	901	RURAL RESIDENCE EXEMPTION (RAP)	92,310
	R		E	903	FARM BUILDING EXEMPT	11,830
					100% Alberta School Foundation Fund	Exempt Total: 104,140
						Totals: 453,280
568000	NE-28-25-18-4	160.00 Acres				C Corporation
	F	LAND	T	1	FARMLAND	
					100% Alberta School Foundation Fund	Taxable Total: 28,100
569000	NW-28-25-18-4	160.00 Acres				C Corporation
	F	LAND	T	1	FARMLAND	
					100% Alberta School Foundation Fund	Taxable Total: 28,550
570000	SE-28-25-18-4	160.00 Acres				I Individual
	F	LAND	T	1	FARMLAND	
					100% Alberta School Foundation Fund	Taxable Total: 29,430
571000	SW-28-25-18-4	160.00 Acres				I Individual
	F	LAND	T	1	FARMLAND	
					100% Alberta School Foundation Fund	Taxable Total: 29,930
572000	NE-29-25-18-4	160.00 Acres				C Corporation
	F	LAND	T	1	FARMLAND	
					100% Alberta School Foundation Fund	Taxable Total: 29,120
573000	NW-29-25-18-4	160.00 Acres				C Corporation
	F	LAND	T	1	FARMLAND	
					100% Alberta School Foundation Fund	Taxable Total: 29,390



2019 Assessment Roll (Valuation Date 1-July, 2019) 2020 Taxation Year, Wheatland County

Assessment Year: 2019
Tax Year: 2020

Roll	Legal Address				Total
574000	SE-29-25-18-4	160.00 Acres		C Corporation	
	F LAND		T 1 FARMLAND	Taxable Total:	30,210
			100% Alberta School Foundation Fund		
575000	SW-29-25-18-4	160.00 Acres		C Corporation	
	F LAND		T 1 FARMLAND	Taxable Total:	26,160
			100% Alberta School Foundation Fund		
576000	NE-30-25-18-4	160.00 Acres		C Corporation	
	F LAND		T 1 FARMLAND	Taxable Total:	29,260
			100% Alberta School Foundation Fund		
577000	NW-30-25-18-4	160.00 Acres		C Corporation	
	F LAND		T 1 FARMLAND	Taxable Total:	33,170
			100% Alberta School Foundation Fund		
578000	SE-30-25-18-4	160.00 Acres		I Individual	
	F LAND		T 1 FARMLAND	Taxable Total:	32,420
			100% Alberta School Foundation Fund		
579000	SW-30-25-18-4	120.00 Acres		C Corporation	
	F LAND		T 1 FARMLAND	Taxable Total:	21,680
			100% Alberta School Foundation Fund		
579010	9110743 1 SW-30-25-18-4 40.00 Acres			SOUTHWEST PORTION	
	254007 RGE RD 190			I Individual	
	F LAND & IMPROVEMENTS		T 1 FARMLAND		2,700
	R		T 103 RESIDENTIAL LAND & IMPROVEMENTS		140,700
				Taxable Total:	143,400
	R		E 901 RURAL RESIDENCE EXEMPTION (RAP)		2,700
	R		E 903 FARM BUILDING EXEMPT		84,820
			100% Alberta School Foundation Fund	Exempt Total:	87,520
				Totals:	230,920
580000	NE-31-25-18-4	159.01 Acres		I Individual	
	F LAND		T 1 FARMLAND	Taxable Total:	32,000



2019 Assessment Roll (Valuation Date 1-July, 2019) 2020 Taxation Year, Wheatland County

Assessment Year: 2019
Tax Year: 2020

Roll	Legal Address						Total
			100% Alberta School Foundation Fund				
581000	NW-31-25-18-4	159.01 Acres					
			I Individual				
	F	LAND	T	1	FARMLAND	Taxable Total:	26,760
			100% Alberta School Foundation Fund				
582000	SE-31-25-18-4	160.00 Acres					
			I Individual				
	F	LAND	T	1	FARMLAND	Taxable Total:	30,390
			100% Alberta School Foundation Fund				
583000	SW-31-25-18-4	160.00 Acres					
	255005 RGE RD 190		I Individual				
	F	LAND & IMPROVEMENTS	T	1	FARMLAND		20,320
	R		T	103	RESIDENTIAL LAND & IMPROVEMENTS		228,260
			Taxable Total:				248,580
	R		E	901	RURAL RESIDENCE EXEMPTION (RAP)		61,540
			100% Alberta School Foundation Fund				Totals: 310,120
584000	NE-32-25-18-4	159.01 Acres					
			C Corporation				
	F	LAND	T	1	FARMLAND	Taxable Total:	31,890
			100% Alberta School Foundation Fund				
586000	NW-32-25-18-4	159.01 Acres					
			C Corporation				
	F	LAND	T	1	FARMLAND	Taxable Total:	31,400
			100% Alberta School Foundation Fund				
587000	SE-32-25-18-4	160.00 Acres					
			C Corporation				
	F	LAND	T	1	FARMLAND	Taxable Total:	31,600
			100% Alberta School Foundation Fund				
588000	SW-32-25-18-4	159.88 Acres					
			C Corporation				
	F	LAND	T	1	FARMLAND	Taxable Total:	31,470
			100% Alberta School Foundation Fund				
589000	NE-33-25-18-4	159.01 Acres					
			C Corporation				
	F	LAND	T	1	FARMLAND	Taxable Total:	27,630



2019 Assessment Roll (Valuation Date 1-July, 2019) 2020 Taxation Year, Wheatland County

Assessment Year: 2019
Tax Year: 2020

Roll	Legal Address						Total
			100% Alberta School Foundation Fund				
590000	NW-33-25-18-4	159.01 Acres				C Corporation	
	F LAND		T 1	FARMLAND	Taxable Total:		31,080
			100% Alberta School Foundation Fund				
591000	SE-33-25-18-4	160.00 Acres				C Corporation	
	F LAND		T 1	FARMLAND	Taxable Total:		28,790
			100% Alberta School Foundation Fund				
592000	SW-33-25-18-4	160.00 Acres				C Corporation	
	F LAND		T 1	FARMLAND	Taxable Total:		27,160
			100% Alberta School Foundation Fund				
593000	NE-34-25-18-4	157.84 Acres				C Corporation	
	F LAND		T 1	FARMLAND	Taxable Total:		30,670
			100% The Golden Hills Reg. Div. 15				
594000	NW-34-25-18-4	159.01 Acres				C Corporation	
	F LAND		T 1	FARMLAND	Taxable Total:		28,880
			100% The Golden Hills Reg. Div. 15				
595000	SE-34-25-18-4	158.97 Acres				I Individual	
	F LAND		T 1	FARMLAND	Taxable Total:		32,360
			100% Alberta School Foundation Fund				
596000	SW-34-25-18-4	160.00 Acres				I Individual	
	F LAND		T 1	FARMLAND	Taxable Total:		32,010
			100% Alberta School Foundation Fund				
597000	NE-35-25-18-4	160.00 Acres				I Individual	
	255066 RGE RD 181						
	F LAND & IMPROVEMENTS		T 1	FARMLAND			19,220
	R		T 103	RESIDENTIAL LAND & IMPROVEMENTS			413,400
			Taxable Total:				432,620
	R		E 901	RURAL RESIDENCE EXEMPTION (RAP)			72,520
	R		E 903	FARM BUILDING EXEMPT			7,320



2019 Assessment Roll (Valuation Date 1-July, 2019) 2020 Taxation Year, Wheatland County

Assessment Year: 2019
Tax Year: 2020

Roll	Legal Address					Total
			100% Alberta School Foundation Fund	Exempt Total:		79,840
				Totals:		512,460
598000	NW-35-25-18-4	158.24 Acres		I Individual		
	F LAND		T 1 FARMLAND	Taxable Total:		27,970
			100% Alberta School Foundation Fund			
599000	SE-35-25-18-4	160.00 Acres		I Individual		
	F LAND		T 1 FARMLAND	Taxable Total:		24,750
			100% Alberta School Foundation Fund			
600000	SW-35-25-18-4	158.97 Acres		I Individual		
	F LAND		T 1 FARMLAND	Taxable Total:		31,690
			100% Alberta School Foundation Fund			
601000	NE-36-25-18-4	160.00 Acres		I Individual		
	F LAND		T 1 FARMLAND	Taxable Total:		22,280
			100% The Golden Hills Reg. Div. 15			
602000	NW-36-25-18-4	158.99 Acres		I Individual		
		180051A TWP RD 260				
	F LAND & IMPROVEMENTS		T 1 FARMLAND			15,180
	R		T 103 RESIDENTIAL LAND & IMPROVEMENTS			366,420
				Taxable Total:		381,600
	R		E 901 RURAL RESIDENCE EXEMPTION (RAP)			92,310
	R		E 903 FARM BUILDING EXEMPT			6,170
			100% The Golden Hills Reg. Div. 15	Exempt Total:		98,480
				Totals:		480,080
603000	SE-36-25-18-4	160.00 Acres		I Individual		
	F LAND		T 1 FARMLAND	Taxable Total:		23,340
			100% The Golden Hills Reg. Div. 15			
604000	SW-36-25-18-4	160.00 Acres		I Individual		
	F LAND		T 1 FARMLAND	Taxable Total:		16,990
			100% The Golden Hills Reg. Div. 15			



2019 Assessment Roll (Valuation Date 1-July, 2019) 2020 Taxation Year, Wheatland County

Assessment Year: 2019
Tax Year: 2020

Roll	Legal Address					Total
605000	NE-1-26-18-4	160.00 Acres			I Individual	
	F LAND		T 1 FARMLAND		Taxable Total:	24,190
			100% Alberta School Foundation Fund			
606000	NW-1-26-18-4	160.00 Acres			I Individual	
	F LAND		T 1 FARMLAND		Taxable Total:	23,390
			100% Alberta School Foundation Fund			
607000	SE-1-26-18-4	160.00 Acres			I Individual	
	F LAND		T 1 FARMLAND		Taxable Total:	27,510
			100% Alberta School Foundation Fund			
608000	SW-1-26-18-4	159.36 Acres			I Individual	
		180080 TWP RD 260				
	F LAND & IMPROVEMENTS		T 1 FARMLAND			18,630
	R		T 103 RESIDENTIAL LAND & IMPROVEMENTS			122,260
					Taxable Total:	140,890
	R		E 901 RURAL RESIDENCE EXEMPTION (RAP)			61,540
			100% Alberta School Foundation Fund		Totals:	202,430
609000	NE-2-26-18-4	160.00 Acres			I Individual	
	F LAND		T 1 FARMLAND		Taxable Total:	26,110
			100% The Golden Hills Reg. Div. 15			
610000	NW-2-26-18-4	158.96 Acres			I Individual	
	F LAND		T 1 FARMLAND		Taxable Total:	22,780
			100% The Golden Hills Reg. Div. 15			
611000	SE-2-26-18-4	155.31 Acres			I Individual	
	F LAND		T 1 FARMLAND		Taxable Total:	25,830
			100% The Golden Hills Reg. Div. 15			
611010	4305BM OT	SE-2-26-18-4 2.93 Acres			SOUTHWEST CORNER P Provincial	
	NR LAND		E 154 OTHER PROV. IMP EXEMPT		Exempt Total:	1,470
			100% Alberta School Foundation Fund			



2019 Assessment Roll (Valuation Date 1-July, 2019) 2020 Taxation Year, Wheatland County

Assessment Year: 2019
Tax Year: 2020

Roll	Legal Address				Total
612000	SW-2-26-18-4	158.44 Acres		I Individual	
	F LAND		T 1 FARMLAND	Taxable Total:	30,350
			100% The Golden Hills Reg. Div. 15		
613000	NE-3-26-18-4	158.97 Acres		C Corporation	
	F LAND		T 1 FARMLAND	Taxable Total:	30,870
			100% Alberta School Foundation Fund		
614000	NW-3-26-18-4	160.00 Acres		C Corporation	
	F LAND		T 1 FARMLAND	Taxable Total:	28,110
			100% Alberta School Foundation Fund		
615000	SE-3-26-18-4	157.97 Acres		C Corporation	
	F LAND		T 1 FARMLAND	Taxable Total:	27,260
			100% Alberta School Foundation Fund		
616000	SW-3-26-18-4	159.01 Acres		C Corporation	
	F LAND		T 1 FARMLAND	Taxable Total:	31,290
			100% Alberta School Foundation Fund		
617000	NE-4-26-18-4	160.00 Acres		I Individual	
	F LAND		T 1 FARMLAND	Taxable Total:	29,170
			100% Alberta School Foundation Fund		
618000	NW-4-26-18-4	160.00 Acres		C Corporation	
	F LAND		T 1 FARMLAND	Taxable Total:	35,520
			100% Alberta School Foundation Fund		
619000	SE-4-26-18-4	159.01 Acres		I Individual	
	F LAND		T 1 FARMLAND	Taxable Total:	33,870
			100% Alberta School Foundation Fund		
620000	SW-4-26-18-4	159.01 Acres		C Corporation	
	F LAND		T 1 FARMLAND	Taxable Total:	35,780



2019 Assessment Roll (Valuation Date 1-July, 2019) 2020 Taxation Year, Wheatland County

Assessment Year: 2019
Tax Year: 2020

Roll	Legal Address						Total
			100% Alberta School Foundation Fund				
621000	NE-5-26-18-4	160.00 Acres				C Corporation	
	F LAND		T 1 FARMLAND			Taxable Total:	34,410
			100% Alberta School Foundation Fund				
622000	NW-5-26-18-4	160.00 Acres				C Corporation	
	F LAND		T 1 FARMLAND			Taxable Total:	26,080
			100% Alberta School Foundation Fund				
623000	SE-5-26-18-4	159.01 Acres				Met Tower Site Greengate I Individual	
	F LAND & IMPROVEMENTS NR		T 1 FARMLAND				35,200
			T 105 NON-RESEIDENTIAL LAND & IMPROVEMENTS				39,660
			100% Alberta School Foundation Fund				Taxable Total: 74,860
624000	SW-5-26-18-4	159.01 Acres				C Corporation	
	F LAND		T 1 FARMLAND			Taxable Total:	35,740
			100% Alberta School Foundation Fund				
625000	NE-6-26-18-4	160.00 Acres				C Corporation	
	F LAND		T 1 FARMLAND			Taxable Total:	26,210
			100% Alberta School Foundation Fund				
626000	NW-6-26-18-4	160.00 Acres				C Corporation	
	F LAND		T 1 FARMLAND			Taxable Total:	36,090
			100% Alberta School Foundation Fund				
627000	SE-6-26-18-4	159.01 Acres				I Individual	
	F LAND		T 1 FARMLAND			Taxable Total:	34,520
			100% Alberta School Foundation Fund				
628000	SW-6-26-18-4	159.01 Acres				I Individual	
	F LAND		T 1 FARMLAND			Taxable Total:	34,030
			100% Alberta School Foundation Fund				



2019 Assessment Roll (Valuation Date 1-July, 2019) 2020 Taxation Year, Wheatland County

Assessment Year: 2019
Tax Year: 2020

Roll	Legal Address						Total
629000	NE-7-26-18-4	159.33 Acres					
	185009 TWP RD 262		C Corporation				
	F LAND & IMPROVEMENTS		T 1	FARMLAND			24,750
	R		T 103	RESIDENTIAL LAND & IMPROVEMENTS			181,260
			Taxable Total:				206,010
	R		E 901	RURAL RESIDENCE EXEMPTION (RAP)			61,540
	R		E 903	FARM BUILDING EXEMPT			6,700
			100% Alberta School Foundation Fund				
			Exempt Total:				68,240
			Totals:				274,250
630000	PT-7-26-18-4	0.64 Acres	NR BNDRY ABANDONED RD ALLOWNCE				
			C Corporation				
	R LAND		T 104	RESIDENTIAL VACANT LAND		Taxable Total:	12,600
			100% Alberta School Foundation Fund				
631000	NW-7-26-18-4	160.00 Acres					
			C Corporation				
	F LAND		T 1	FARMLAND		Taxable Total:	33,830
			100% Alberta School Foundation Fund				
632000	SE-7-26-18-4	160.00 Acres					
			C Corporation				
	F LAND		T 1	FARMLAND		Taxable Total:	20,780
			100% Alberta School Foundation Fund				
633000	SW-7-26-18-4	160.00 Acres					
			C Corporation				
	F LAND		T 1	FARMLAND		Taxable Total:	32,740
			100% Alberta School Foundation Fund				
634000	NE-8-26-18-4	160.00 Acres					
	261066 RGE RD 184		I Individual				
	F LAND & IMPROVEMENTS		T 1	FARMLAND			28,650
	R		T 103	RESIDENTIAL LAND & IMPROVEMENTS			82,560
			Taxable Total:				111,210
	R		E 901	RURAL RESIDENCE EXEMPTION (RAP)			61,540
	R		E 903	FARM BUILDING EXEMPT			8,520
			100% Alberta School Foundation Fund				
			Exempt Total:				70,060
			Totals:				181,270
635000	NW-8-26-18-4	160.00 Acres					
			C Corporation				
	F LAND		T 1	FARMLAND		Taxable Total:	31,480



2019 Assessment Roll (Valuation Date 1-July, 2019) 2020 Taxation Year, Wheatland County

Assessment Year: 2019
Tax Year: 2020

Roll	Legal Address						Total
			100% Alberta School Foundation Fund				
636000	SE-8-26-18-4	160.00 Acres				C Corporation	
	F	LAND	T	1	FARMLAND	Taxable Total:	30,070
			100% Alberta School Foundation Fund				
637000	SW-8-26-18-4	160.00 Acres				C Corporation	
	F	LAND	T	1	FARMLAND	Taxable Total:	21,150
			100% Alberta School Foundation Fund				
638000	NE-9-26-18-4	160.00 Acres				C Corporation	
	F	LAND	T	1	FARMLAND	Taxable Total:	31,530
			100% Alberta School Foundation Fund				
639000	NW-9-26-18-4	160.00 Acres				C Corporation	
	F	LAND	T	1	FARMLAND	Taxable Total:	28,700
			100% Alberta School Foundation Fund				
640000	SE-9-26-18-4	160.00 Acres				C Corporation	
	F	LAND	T	1	FARMLAND	Taxable Total:	26,580
			100% Alberta School Foundation Fund				
641000	SW-9-26-18-4	160.00 Acres				C Corporation	
	F	LAND	T	1	FARMLAND	Taxable Total:	28,680
			100% Alberta School Foundation Fund				
642000	NE-10-26-18-4	158.97 Acres				C Corporation	
	F	LAND	T	1	FARMLAND	Taxable Total:	33,170
			100% Alberta School Foundation Fund				
643000	NW-10-26-18-4	156.64 Acres				C Corporation	
	F	LAND	T	1	FARMLAND	Taxable Total:	33,370
			100% Alberta School Foundation Fund				
644000	SE-10-26-18-4	158.97 Acres				C Corporation	



2019 Assessment Roll (Valuation Date 1-July, 2019) 2020 Taxation Year, Wheatland County

Assessment Year: 2019
Tax Year: 2020

Roll	Legal Address				Total
	F	LAND	T 1	FARMLAND	
				100% Alberta School Foundation Fund	Taxable Total: 23,510
644010	9910381 1	W -10-26-18-4 31.11 Acres			NORTHWEST CORNER OF SW QRT
	261043	RGE RD 183			I Individual
	F	LAND & IMPROVEMENTS	T 1	FARMLAND	1,950
	R		T 103	RESIDENTIAL LAND & IMPROVEMENTS	279,570
					Taxable Total: 281,520
	R		E 901	RURAL RESIDENCE EXEMPTION (RAP)	1,950
	R		E 903	FARM BUILDING EXEMPT	28,620
				100% Alberta School Foundation Fund	Exempt Total: 30,570
					Totals: 312,090
645000	SW-10-26-18-4	132.25 Acres			C Corporation
	F	LAND	T 1	FARMLAND	
				100% Alberta School Foundation Fund	Taxable Total: 23,460
646000	NE-11-26-18-4	160.00 Acres			C Corporation
	F	LAND	T 1	FARMLAND	
				100% Alberta School Foundation Fund	Taxable Total: 25,500
647000	NW-11-26-18-4	158.97 Acres			C Corporation
	F	LAND	T 1	FARMLAND	
				100% Alberta School Foundation Fund	Taxable Total: 28,470
648000	SE-11-26-18-4	160.00 Acres			C Corporation
	F	LAND	T 1	FARMLAND	
				100% Alberta School Foundation Fund	Taxable Total: 28,370
649000	SW-11-26-18-4	158.97 Acres			C Corporation
	F	LAND	T 1	FARMLAND	
				100% Alberta School Foundation Fund	Taxable Total: 24,230
650000	NE-12-26-18-4	160.00 Acres			I Individual
	F	LAND	T 1	FARMLAND	
				100% Alberta School Foundation Fund	Taxable Total: 26,010



2019 Assessment Roll (Valuation Date 1-July, 2019) 2020 Taxation Year, Wheatland County

Assessment Year: 2019
Tax Year: 2020

Roll	Legal Address	Total
651000	NW-12-26-18-4 160.00 Acres	
	I Individual	
	F LAND T 1 FARMLAND 100% Alberta School Foundation Fund	Taxable Total: 28,600
652000	SE-12-26-18-4 159.47 Acres	
	I Individual	
	F LAND T 1 FARMLAND 100% Alberta School Foundation Fund	Taxable Total: 23,290
653000	SW-12-26-18-4 160.00 Acres	
	I Individual	
	F LAND T 1 FARMLAND 100% Alberta School Foundation Fund	Taxable Total: 31,040
654000	NE-13-26-18-4 160.00 Acres	
	I Individual	
	F LAND T 1 FARMLAND 100% Alberta School Foundation Fund	Taxable Total: 25,420
655000	NW-13-26-18-4 160.00 Acres	
	I Individual	
	F LAND T 1 FARMLAND 100% Alberta School Foundation Fund	Taxable Total: 22,060
656000	SE-13-26-18-4 160.00 Acres	
	I Individual	
	F LAND T 1 FARMLAND 100% Alberta School Foundation Fund	Taxable Total: 28,900
657000	SW-13-26-18-4 160.00 Acres	
	I Individual	
	F LAND T 1 FARMLAND 100% Alberta School Foundation Fund	Taxable Total: 28,620
658000	NE-14-26-18-4 160.00 Acres	
	C Corporation	
	F LAND T 1 FARMLAND 100% Alberta School Foundation Fund	Taxable Total: 27,930
659000	NW-14-26-18-4 158.97 Acres	
	C Corporation	
	F LAND T 1 FARMLAND	Taxable Total: 29,760



2019 Assessment Roll (Valuation Date 1-July, 2019) 2020 Taxation Year, Wheatland County

Assessment Year: 2019
Tax Year: 2020

Roll	Legal Address						Total
100% Alberta School Foundation Fund							
660000	SE-14-26-18-4	160.00 Acres					
			C Corporation				
	F	LAND	T	1	FARMLAND	Taxable Total:	27,330
100% Alberta School Foundation Fund							
661000	SW-14-26-18-4	158.97 Acres					
			C Corporation				
	F	LAND	T	1	FARMLAND	Taxable Total:	29,020
100% Alberta School Foundation Fund							
662000	NE-15-26-18-4	156.99 Acres					
			C Corporation				
	F	LAND	T	1	FARMLAND	Taxable Total:	34,160
100% Alberta School Foundation Fund							
663000	NW-15-26-18-4	129.59 Acres					
			C Corporation				
	F	LAND	T	1	FARMLAND	Taxable Total:	25,620
100% Alberta School Foundation Fund							
663010	9511067 1 NW-15-26-18-4 28.42 Acres 182057 TWP RD 263		NORTHEAST CORNER I Individual				
	F	LAND & IMPROVEMENTS	T	1	FARMLAND		2,620
	R		T	103	RESIDENTIAL LAND & IMPROVEMENTS		271,680
			Taxable Total:				274,300
	R		E	901	RURAL RESIDENCE EXEMPTION (RAP)		2,620
			100% Alberta School Foundation Fund				
			Totals:				276,920
664000	SE-15-26-18-4	158.97 Acres					
			C Corporation				
	F	LAND	T	1	FARMLAND	Taxable Total:	31,570
100% Alberta School Foundation Fund							
665000	SW-15-26-18-4	160.00 Acres					
			C Corporation				
	F	LAND	T	1	FARMLAND	Taxable Total:	31,000
100% Alberta School Foundation Fund							
666000	NE-16-26-18-4	158.00 Acres					
			C Corporation				
	F	LAND	T	1	FARMLAND	Taxable Total:	34,000



2019 Assessment Roll (Valuation Date 1-July, 2019) 2020 Taxation Year, Wheatland County

Assessment Year: 2019
Tax Year: 2020

Roll	Legal Address						Total
667000	NW-16-26-18-4	158.00 Acres	100% Alberta School Foundation Fund				
					C Corporation		
	F	LAND	T	1	FARMLAND	Taxable Total:	32,090
668000	SE-16-26-18-4	160.00 Acres	100% Alberta School Foundation Fund				
					C Corporation		
	F	LAND	T	1	FARMLAND	Taxable Total:	32,300
669000	SW-16-26-18-4	160.00 Acres	100% Alberta School Foundation Fund				
					C Corporation		
	F	LAND	T	1	FARMLAND	Taxable Total:	35,470
670000	NE-17-26-18-4	158.00 Acres	100% Alberta School Foundation Fund				
					I Individual		
	F	LAND	T	1	FARMLAND	Taxable Total:	35,610
671000	NW-17-26-18-4	158.00 Acres	100% Alberta School Foundation Fund				
					I Individual		
	F	LAND	T	1	FARMLAND	Taxable Total:	36,130
672000	SE-17-26-18-4	160.00 Acres	100% Alberta School Foundation Fund				
					I Individual		
	F	LAND	T	1	FARMLAND	Taxable Total:	36,300
673000	SW-17-26-18-4	160.00 Acres	100% Alberta School Foundation Fund				
					I Individual		
	F	LAND	T	1	FARMLAND	Taxable Total:	29,220
674000	NE-18-26-18-4	158.01 Acres	100% Alberta School Foundation Fund				
					C Corporation		
	F	LAND	T	1	FARMLAND	Taxable Total:	34,390
675000	NW-18-26-18-4	154.01 Acres	100% Alberta School Foundation Fund				
					C Corporation		



2019 Assessment Roll (Valuation Date 1-July, 2019) 2020 Taxation Year, Wheatland County

Assessment Year: 2019
Tax Year: 2020

Roll	Legal Address					Total
	F	LAND	T	1	FARMLAND	
					100% Alberta School Foundation Fund	Taxable Total: 30,870
676000	SE-18-26-18-4	160.00 Acres				
	185018 TWP RD 262					C Corporation
	F	LAND & IMPROVEMENTS	T	1	FARMLAND	20,950
	R		T	103	RESIDENTIAL LAND & IMPROVEMENTS	345,360
						Taxable Total: 366,310
	R		E	901	RURAL RESIDENCE EXEMPTION (RAP)	61,540
					100% Alberta School Foundation Fund	Totals: 427,850
677000	SW-18-26-18-4	160.00 Acres				
						C Corporation
	F	LAND	T	1	FARMLAND	
					100% Alberta School Foundation Fund	Taxable Total: 34,360
678000	NE-19-26-18-4	160.00 Acres				
						I Individual
	F	LAND	T	1	FARMLAND	
					100% The Golden Hills Reg. Div. 15	Taxable Total: 11,950
679000	NW-19-26-18-4	160.00 Acres				
						I Individual
	F	LAND	T	1	FARMLAND	
					100% The Golden Hills Reg. Div. 15	Taxable Total: 7,950
680000	SE-19-26-18-4	158.01 Acres				
						I Individual
	F	LAND	T	1	FARMLAND	
					100% Alberta School Foundation Fund	Taxable Total: 31,790
681000	SW-19-26-18-4	158.01 Acres				
						I Individual
	F	LAND	T	1	FARMLAND	
					100% The Golden Hills Reg. Div. 15	Taxable Total: 34,380
682000	NE-20-26-18-4	160.00 Acres				
						Aerial Internet Solutions Tower
						I Individual
	F	LAND & IMPROVEMENTS	T	1	FARMLAND	27,680
	NR		T	105	NON-RESEIDENTIAL LAND & IMPROVEMENTS	47,890
					100% The Golden Hills Reg. Div. 15	Taxable Total: 75,570
683000	NW-20-26-18-4	160.00 Acres				
						I Individual



2019 Assessment Roll (Valuation Date 1-July, 2019) 2020 Taxation Year, Wheatland County

Assessment Year: 2019
Tax Year: 2020

Roll	Legal Address					Total
	F	LAND	T	1	FARMLAND	
					100% The Golden Hills Reg. Div. 15	Taxable Total: 17,600
685000	SE-20-26-18-4	158.00 Acres				I Individual
	F	LAND	T	1	FARMLAND	Taxable Total: 35,890
					100% Alberta School Foundation Fund	
686000	SW-20-26-18-4	158.00 Acres				I Individual
	F	LAND	T	1	FARMLAND	Taxable Total: 33,450
					100% Alberta School Foundation Fund	
687000	NE-21-26-18-4	160.00 Acres				Indian Springs Gravel Pit C Corporation
	F	LAND & IMPROVEMENTS	T	1	FARMLAND	13,160
	NR		T	105	NON-RESEIDENTIAL LAND & IMPROVEMENTS	69,990
					100% Alberta School Foundation Fund	Taxable Total: 83,150
688000	NE-21-26-18-4	2.18 Acres				TOWER SITE LSD 16 Atco Electric Tower C Corporation
	NR	LAND & IMPROVEMENTS	T	105	NON-RESEIDENTIAL LAND & IMPROVEMENTS	Taxable Total: 218,400
					100% Alberta School Foundation Fund	
689000	NW-21-26-18-4	160.00 Acres				Indian Springs Gravel Pit C Corporation
	F	LAND	T	1	FARMLAND	13,760
	NR		T	105	NON-RESEIDENTIAL LAND & IMPROVEMENTS	46,620
					100% Alberta School Foundation Fund	Taxable Total: 60,380
690000	SE-21-26-18-4	158.00 Acres				C Corporation
	F	LAND	T	1	FARMLAND	Taxable Total: 29,710
					100% Alberta School Foundation Fund	
691000	SW-21-26-18-4	158.00 Acres				C Corporation
	F	LAND	T	1	FARMLAND	Taxable Total: 34,070
					100% Alberta School Foundation Fund	
692000	NE-22-26-18-4	158.97 Acres				Met Tower Site Greengate I Individual
	F	LAND & IMPROVEMENTS	T	1	FARMLAND	25,600



2019 Assessment Roll (Valuation Date 1-July, 2019) 2020 Taxation Year, Wheatland County

Assessment Year: 2019
Tax Year: 2020

Roll	Legal Address						Total
	NR		T	105	NON-RESEDENTIAL LAND & IMPROVEMENTS		39,660
				100%	Alberta School Foundation Fund	Taxable Total:	65,260
693000	NW-22-26-18-4	160.00 Acres				C Corporation	
	F	LAND	T	1	FARMLAND	Taxable Total:	25,530
				100%	Alberta School Foundation Fund		
694000	SE-22-26-18-4	156.99 Acres				I Individual	
	F	LAND	T	1	FARMLAND	Taxable Total:	32,790
				100%	Alberta School Foundation Fund		
695000	SW-22-26-18-4	117.98 Acres				LSD 3 TO 6 & 9 TO 16	
						I Individual	
	F	LAND	T	1	FARMLAND	Taxable Total:	21,700
				100%	Alberta School Foundation Fund		
695010	9010807 1 SW-22-26-18-4 40.03 Acres					LSD 1,2 7 & 8	
	182056 TWP RD 263					I Individual	
	F	LAND & IMPROVEMENTS	T	1	FARMLAND		4,650
	R		T	103	RESIDENTIAL LAND & IMPROVEMENTS		195,450
						Taxable Total:	200,100
	R		E	901	RURAL RESIDENCE EXEMPTION (RAP)		4,650
				100%	Alberta School Foundation Fund	Totals:	204,750
696000	NE-23-26-18-4	158.97 Acres				C Corporation	
	F	LAND	T	1	FARMLAND	Taxable Total:	25,680
				100%	Alberta School Foundation Fund		
697000	NW-23-26-18-4	157.95 Acres				I Individual	
	F	LAND	T	1	FARMLAND	Taxable Total:	26,720
				100%	Alberta School Foundation Fund		
698000	SE-23-26-18-4	160.00 Acres				C Corporation	
	F	LAND	T	1	FARMLAND	Taxable Total:	24,800
				100%	Alberta School Foundation Fund		
699000	SW-23-26-18-4	158.97 Acres				I Individual	
	F	LAND	T	1	FARMLAND	Taxable Total:	20,560



2019 Assessment Roll (Valuation Date 1-July, 2019) 2020 Taxation Year, Wheatland County

Assessment Year: 2019
Tax Year: 2020

Roll	Legal Address										Total
	100% Alberta School Foundation Fund										
700000	NE-24-26-18-4		155.45 Acres								
							I Individual				
	F	LAND			T	1	FARMLAND	Taxable Total:			21,150
	100% Alberta School Foundation Fund										
701000	NW-24-26-18-4		158.97 Acres								
							Met Tower Site Greengate				
							I Individual				
	F	LAND & IMPROVEMENTS			T	1	FARMLAND				26,250
	NR				T	105	NON-RESEIDENTIAL LAND & IMPROVEMENTS				76,570
							100% Alberta School Foundation Fund	Taxable Total:			102,820
702000	SE-24-26-18-4		158.86 Acres								
							I Individual				
	F	LAND			T	1	FARMLAND	Taxable Total:			25,680
	100% Alberta School Foundation Fund										
702010	4604BM OT	SE-24-26-18-4	0.22 Acres								
							N.E. PART OF LSD 1				
							P Provincial				
	NR	LAND			E	154	OTHER PROV. IMP EXEMPT	Exempt Total:			110
							100% Alberta School Foundation Fund				
703000	SW-24-26-18-4		160.00 Acres								
							I Individual				
	F	LAND			T	1	FARMLAND	Taxable Total:			24,670
	100% Alberta School Foundation Fund										
704000	NE-25-26-18-4		160.00 Acres								
							C Corporation				
	F	LAND			T	1	FARMLAND	Taxable Total:			10,980
							100% Alberta School Foundation Fund				
705000	NW-25-26-18-4		160.00 Acres								
							C Corporation				
	F	LAND			T	1	FARMLAND	Taxable Total:			10,580
	100% Alberta School Foundation Fund										
706000	SE-25-26-18-4		158.97 Acres								
							C Corporation				
	F	LAND			T	1	FARMLAND	Taxable Total:			18,510
							100% Alberta School Foundation Fund				



2019 Assessment Roll (Valuation Date 1-July, 2019) 2020 Taxation Year, Wheatland County

Assessment Year: 2019
Tax Year: 2020

Roll	Legal Address						Total
707000	SW-25-26-18-4	158.97 Acres					
	F	LAND	T	1	FARMLAND	C Corporation	
					100% Alberta School Foundation Fund	Taxable Total:	22,010
708000	NE-26-26-18-4	160.00 Acres					
	F	LAND	T	1	FARMLAND	C Corporation	
					100% Alberta School Foundation Fund	Taxable Total:	11,070
709000	NW-26-26-18-4	160.00 Acres					
	F	LAND	T	1	FARMLAND	C Corporation	
					100% Alberta School Foundation Fund	Taxable Total:	11,990
710000	SE-26-26-18-4	158.97 Acres					
	F	LAND	T	1	FARMLAND	C Corporation	
					100% Alberta School Foundation Fund	Taxable Total:	24,440
711000	SW-26-26-18-4	158.97 Acres					
	F	LAND	T	1	FARMLAND	C Corporation	
					100% Alberta School Foundation Fund	Taxable Total:	24,440
712000	NE-27-26-18-4	160.00 Acres					
	F	LAND	T	1	FARMLAND	C Corporation	
					100% Alberta School Foundation Fund	Taxable Total:	9,840
713000	NW-27-26-18-4	115.31 Acres					
	F	LAND	T	1	FARMLAND	C Corporation	
					100% Alberta School Foundation Fund	Taxable Total:	6,620
714000	6082JK OT NW-27-26-18-4	44.69 Acres					
	NR	LAND	E	152	MUNI GRAVEL OPERATION- EXEMPT	Gravel Pit Site Wheatland County Nagloren Gravel Pit M Municipal	
					100% Alberta School Foundation Fund	Exempt Total:	71,510
715000	SE-27-26-18-4	159.05 Acres					
	F	LAND	T	1	FARMLAND	C Corporation	
						Taxable Total:	19,690



2019 Assessment Roll (Valuation Date 1-July, 2019) 2020 Taxation Year, Wheatland County

Assessment Year: 2019
Tax Year: 2020

Roll	Legal Address					Total
716000	SW-27-26-18-4	159.67 Acres	100% Alberta School Foundation Fund			
			C Corporation			
	F	LAND	T	1	FARMLAND	Taxable Total: 13,290
			100% Alberta School Foundation Fund			
717000	NE-28-26-18-4	62.69 Acres	SW OF ROAD LESS GRAVEL PIT Wheatland County Gravel pit			
			M Municipal			
	NR	LAND	E	155	WHEATLAND COUNTY EXEMPT	Exempt Total: 82,090
			100% Alberta School Foundation Fund			
718000	6614JK OT	NE-28-26-18-4	51.20 Acres	Gravel Pit Site WEST OF ROAD Minister of H&T Gravel pit		
			P Provincial			
	NR	LAND	E	154	OTHER PROV. IMP EXEMPT	Exempt Total: 75,330
			100% Alberta School Foundation Fund			
719000	NE-28-26-18-4	40.00 Acres	NORTHEAST OF ROAD Wheatland County Nagloren Gravel Pit			
			M Municipal			
	NR	LAND	E	152	MUNI GRAVEL OPERATION- EXEMPT	Exempt Total: 68,750
			100% Alberta School Foundation Fund			
720000	NW-28-26-18-4	160.00 Acres	C Corporation			
	F	LAND	T	1	FARMLAND	Taxable Total: 10,040
			100% Alberta School Foundation Fund			
721000	SE-28-26-18-4	80.00 Acres	NORTH HALF			
			I Individual			
	F	LAND	T	1	FARMLAND	Taxable Total: 10,990
			100% Alberta School Foundation Fund			
722000	SE-28-26-18-4	80.00 Acres	SOUTH HALF Reclaimed Gravel NAGLOREN PIT			
			M Municipal			
	NR	LAND	E	152	MUNI GRAVEL OPERATION- EXEMPT	Exempt Total: 92,260
			100% Alberta School Foundation Fund			
723000	SW-28-26-18-4	160.00 Acres	C Corporation			
	F	LAND	T	1	FARMLAND	Taxable Total: 10,510
			100% Alberta School Foundation Fund			
724000	NE-29-26-18-4	160.00 Acres	C Corporation			



2019 Assessment Roll (Valuation Date 1-July, 2019) 2020 Taxation Year, Wheatland County

Assessment Year: 2019
Tax Year: 2020

Roll	Legal Address					Total
	F	LAND	T	1	FARMLAND	Taxable Total: 9,000
					100% Alberta School Foundation Fund	
725000	NW-29-26-18-4	160.00 Acres				C Corporation
	F	LAND	T	1	FARMLAND	Taxable Total: 9,100
					100% Alberta School Foundation Fund	
726000	SE-29-26-18-4	160.00 Acres				C Corporation
	F	LAND	T	1	FARMLAND	Taxable Total: 9,500
					100% Alberta School Foundation Fund	
727000	SW-29-26-18-4	160.00 Acres				C Corporation
	F	LAND	T	1	FARMLAND	Taxable Total: 9,130
					100% Alberta School Foundation Fund	
728000	NE-30-26-18-4	160.00 Acres				C Corporation
	F	LAND	T	1	FARMLAND	Taxable Total: 9,150
					100% Alberta School Foundation Fund	
729000	NW-30-26-18-4	160.00 Acres				C Corporation
	F	LAND	T	1	FARMLAND	Taxable Total: 8,920
					100% Alberta School Foundation Fund	
730000	SE-30-26-18-4	160.00 Acres				I Individual
	F	LAND	T	1	FARMLAND	Taxable Total: 9,030
					100% Alberta School Foundation Fund	
731000	SW-30-26-18-4	160.00 Acres				I Individual
	F	LAND	T	1	FARMLAND	Taxable Total: 8,180
					100% Alberta School Foundation Fund	
732000	NE-31-26-18-4	159.00 Acres				C Corporation
	F	LAND	T	1	FARMLAND	Taxable Total: 11,610
					100% Alberta School Foundation Fund	



2019 Assessment Roll (Valuation Date 1-July, 2019) 2020 Taxation Year, Wheatland County

Assessment Year: 2019
Tax Year: 2020

Roll	Legal Address				Total
733000	NW-31-26-18-4	159.00 Acres		C Corporation	
	F LAND		T 1 FARMLAND	Taxable Total:	11,180
			100% Alberta School Foundation Fund		
734000	SE-31-26-18-4	160.00 Acres		C Corporation	
	F LAND		T 1 FARMLAND	Taxable Total:	10,320
			100% Alberta School Foundation Fund		
735000	SW-31-26-18-4	160.00 Acres		C Corporation	
	F LAND		T 1 FARMLAND	Taxable Total:	10,800
			100% Alberta School Foundation Fund		
736000	NE-32-26-18-4	154.28 Acres		I Individual	
	F LAND		T 1 FARMLAND	Taxable Total:	16,740
			100% Alberta School Foundation Fund		
736010	0011500 1 1 NE-32-26-18-4 4.72 Acres			NORTHEAST CORNER	
	184005 TWP RD 270			I Individual	
	R LAND & IMPROVEMENTS		T 103 RESIDENTIAL LAND & IMPROVEMENTS		184,100
	R		E 903 FARM BUILDING EXEMPT		2,420
			100% Alberta School Foundation Fund	Totals:	186,520
737000	NW-32-26-18-4	159.00 Acres		I Individual	
	F LAND		T 1 FARMLAND	Taxable Total:	16,170
			100% Alberta School Foundation Fund		
738000	SE-32-26-18-4	160.00 Acres		I Individual	
	F LAND		T 1 FARMLAND	Taxable Total:	20,410
			100% Alberta School Foundation Fund		
739000	SW-32-26-18-4	160.00 Acres		I Individual	
	F LAND		T 1 FARMLAND	Taxable Total:	12,740
			100% Alberta School Foundation Fund		
740000	NE-33-26-18-4	157.99 Acres		C Corporation	



2019 Assessment Roll (Valuation Date 1-July, 2019) 2020 Taxation Year, Wheatland County

Assessment Year: 2019
Tax Year: 2020

Roll	Legal Address						Total
	F	LAND	T	1	FARMLAND	Taxable Total:	10,910
741000	NW-33-26-18-4	153.23 Acres			100% Alberta School Foundation Fund		
						I Individual	
	F	LAND	T	1	FARMLAND	Taxable Total:	10,700
742000	SE-33-26-18-4	153.41 Acres			100% Alberta School Foundation Fund		
						C Corporation	
	F	LAND	T	1	FARMLAND		8,530
	NR		T	105	NON-RESEIDENTIAL LAND & IMPROVEMENTS		32,500
743000	SW-33-26-18-4	160.00 Acres			100% Alberta School Foundation Fund	Taxable Total:	41,030
						I Individual	
	F	LAND	T	1	FARMLAND	Taxable Total:	7,830
744000	NE-34-26-18-4	159.00 Acres			100% Alberta School Foundation Fund		
						C Corporation	
	F	LAND	T	1	FARMLAND	Taxable Total:	10,320
745000	NW-34-26-18-4	159.00 Acres			100% Alberta School Foundation Fund		
						C Corporation	
	F	LAND	T	1	FARMLAND	Taxable Total:	9,880
746000	SE-34-26-18-4	160.00 Acres			100% Alberta School Foundation Fund		
						C Corporation	
	F	LAND	T	1	FARMLAND	Taxable Total:	9,540
747000	SW-34-26-18-4	160.00 Acres			100% Alberta School Foundation Fund		
						C Corporation	
	F	LAND	T	1	FARMLAND	Taxable Total:	8,880
748000	NE-35-26-18-4	159.00 Acres			100% Alberta School Foundation Fund		
						C Corporation	
	F	LAND	T	1	FARMLAND	Taxable Total:	11,740
					100% Alberta School Foundation Fund		



2019 Assessment Roll (Valuation Date 1-July, 2019) 2020 Taxation Year, Wheatland County

Assessment Year: 2019
Tax Year: 2020

Roll	Legal Address				Total
749000	NW-35-26-18-4	159.00 Acres		C Corporation	
	F LAND		T 1 FARMLAND	Taxable Total:	10,240
			100% Alberta School Foundation Fund		
750000	SE-35-26-18-4	160.00 Acres		C Corporation	
	F LAND		T 1 FARMLAND	Taxable Total:	9,000
			100% Alberta School Foundation Fund		
751000	SW-35-26-18-4	160.00 Acres		C Corporation	
	F LAND		T 1 FARMLAND	Taxable Total:	11,610
			100% Alberta School Foundation Fund		
752000	NE-36-26-18-4	160.00 Acres		C Corporation	
	F LAND		T 1 FARMLAND	Taxable Total:	11,460
			100% Alberta School Foundation Fund		
753000	NW-36-26-18-4	160.00 Acres		C Corporation	
	F LAND		T 1 FARMLAND	Taxable Total:	11,400
			100% Alberta School Foundation Fund		
754000	SE-36-26-18-4	160.00 Acres		C Corporation	
	F LAND		T 1 FARMLAND	Taxable Total:	12,050
			100% Alberta School Foundation Fund		
755000	SW-36-26-18-4	160.00 Acres		C Corporation	
	F LAND		T 1 FARMLAND	Taxable Total:	10,040
			100% Alberta School Foundation Fund		
756000	NE-1-27-18-4	160.00 Acres		C Corporation	
	F LAND		T 1 FARMLAND	Taxable Total:	3,580
			100% Alberta School Foundation Fund		
757000	NW-1-27-18-4	160.00 Acres		C Corporation	
	F LAND		T 1 FARMLAND	Taxable Total:	9,350



2019 Assessment Roll (Valuation Date 1-July, 2019) 2020 Taxation Year, Wheatland County

Assessment Year: 2019
Tax Year: 2020

Roll	Legal Address						Total
	100% Alberta School Foundation Fund						
758000	SE-1-27-18-4	160.00 Acres				C Corporation	
	F	LAND	T	1	FARMLAND	Taxable Total:	8,670
	100% Alberta School Foundation Fund						
759000	SW-1-27-18-4	160.00 Acres				C Corporation	
	F	LAND	T	1	FARMLAND	Taxable Total:	8,680
	100% Alberta School Foundation Fund						
760000	NE-2-27-18-4	160.00 Acres				C Corporation	
	F	LAND	T	1	FARMLAND	Taxable Total:	10,780
	100% Alberta School Foundation Fund						
761000	NW-2-27-18-4	160.00 Acres				C Corporation	
	F	LAND	T	1	FARMLAND	Taxable Total:	10,760
	100% Alberta School Foundation Fund						
762000	SE-2-27-18-4	160.00 Acres				C Corporation	
	F	LAND	T	1	FARMLAND	Taxable Total:	8,310
	100% Alberta School Foundation Fund						
763000	SW-2-27-18-4	160.00 Acres				C Corporation	
	F	LAND	T	1	FARMLAND	Taxable Total:	9,460
	100% Alberta School Foundation Fund						
764000	NE-3-27-18-4	160.00 Acres				C Corporation	
	F	LAND	T	1	FARMLAND	Taxable Total:	9,670
	100% Alberta School Foundation Fund						
765000	NW-3-27-18-4	158.00 Acres				C Corporation	
	F	LAND	T	1	FARMLAND	Taxable Total:	10,920
	100% Alberta School Foundation Fund						
766000	SE-3-27-18-4	160.00 Acres				C Corporation	



2019 Assessment Roll (Valuation Date 1-July, 2019) 2020 Taxation Year, Wheatland County

Assessment Year: 2019
Tax Year: 2020

Roll	Legal Address					Total
	F	LAND	T	1	FARMLAND	Taxable Total: 11,780
767000	SW-3-27-18-4	156.65 Acres			100% Alberta School Foundation Fund	
					C Corporation	
	F	LAND	T	1	FARMLAND	Taxable Total: 11,170
767010	NE-4-27-18-4	160.00 Acres			100% Alberta School Foundation Fund	
					I Individual	
	F	LAND	T	1	FARMLAND	Taxable Total: 12,640
767020	NW-4-27-18-4	160.00 Acres			100% Alberta School Foundation Fund	
					I Individual	
	F	LAND	T	1	FARMLAND	Taxable Total: 9,700
767030	SE-4-27-18-4	152.42 Acres			100% Alberta School Foundation Fund	
					I Individual	
	F	LAND	T	1	FARMLAND	Taxable Total: 10,310
767040	SE-4-27-18-4	7.58 Acres			100% Alberta School Foundation Fund	
		270014 HWY 564			SOUTHEAST CORNER	
					I Individual	
	F	LAND & IMPROVEMENTS	T	1	FARMLAND	330
	R		T	101	RESIDENTIAL IMPROVEMENT NIL RAP ALLOW	23,300
	R		T	103	RESIDENTIAL LAND & IMPROVEMENTS	130,770
					Taxable Total:	154,400
	R		E	901	RURAL RESIDENCE EXEMPTION (RAP)	330
	R		E	903	FARM BUILDING EXEMPT	6,480
					100% Alberta School Foundation Fund	6,810
					Exempt Total:	6,810
					Totals:	161,210
767050	SW-4-27-18-4	160.00 Acres				
					I Individual	
	F	LAND	T	1	FARMLAND	Taxable Total: 11,580
					100% Alberta School Foundation Fund	
767060	NE-5-27-18-4	160.00 Acres				
					I Individual	
	F	LAND	T	1	FARMLAND	Taxable Total: 10,840
					100% Alberta School Foundation Fund	



2019 Assessment Roll (Valuation Date 1-July, 2019) 2020 Taxation Year, Wheatland County

Assessment Year: 2019
Tax Year: 2020

Roll	Legal Address	Total
767070	NW-5-27-18-4 160.00 Acres	
	I Individual	
	F LAND T 1 FARMLAND 100% Alberta School Foundation Fund	Taxable Total: 19,640
767080	SE-5-27-18-4 160.00 Acres	
	I Individual	
	F LAND T 1 FARMLAND 100% Alberta School Foundation Fund	Taxable Total: 20,220
767090	SW-5-27-18-4 160.00 Acres	
	I Individual	
	F LAND T 1 FARMLAND 100% Alberta School Foundation Fund	Taxable Total: 16,740
767100	NE-6-27-18-4 160.00 Acres	
	I Individual	
	F LAND T 1 FARMLAND 100% Alberta School Foundation Fund	Taxable Total: 22,820
767110	NW-6-27-18-4 160.00 Acres 270051 RGE RD 190	
	I Individual	
	F LAND & IMPROVEMENTS T 1 FARMLAND	25,510
	R T 103 RESIDENTIAL LAND & IMPROVEMENTS	325,090
		Taxable Total: 350,600
	R E 901 RURAL RESIDENCE EXEMPTION (RAP)	25,510
	R E 903 FARM BUILDING EXEMPT	17,460
	100% Alberta School Foundation Fund	Exempt Total: 42,970
		Totals: 393,570
767130	SE-6-27-18-4 160.00 Acres	
	I Individual	
	F LAND T 1 FARMLAND 100% Alberta School Foundation Fund	Taxable Total: 25,440
767140	SW-6-27-18-4 160.00 Acres	
	I Individual	
	F LAND T 1 FARMLAND 100% Alberta School Foundation Fund	Taxable Total: 21,940
767150	NE-7-27-18-4 161.00 Acres	
	I Individual	
	F LAND T 1 FARMLAND	Taxable Total: 28,080



2019 Assessment Roll (Valuation Date 1-July, 2019) 2020 Taxation Year, Wheatland County

Assessment Year: 2019
Tax Year: 2020

Roll	Legal Address						Total
			100% Alberta School Foundation Fund				
767160	NW-7-27-18-4	158.68 Acres				I Individual	
	F LAND		T 1 FARMLAND			Taxable Total:	24,940
			100% Alberta School Foundation Fund				
767170	SE-7-27-18-4	161.00 Acres				I Individual	
	F LAND		T 1 FARMLAND			Taxable Total:	25,110
			100% Alberta School Foundation Fund				
767180	SW-7-27-18-4	161.00 Acres				I Individual	
	F LAND		T 1 FARMLAND			Taxable Total:	28,440
			100% Alberta School Foundation Fund				
767190	NE-8-27-18-4	160.00 Acres				I Individual	
	F LAND		T 1 FARMLAND			Taxable Total:	25,260
			100% Alberta School Foundation Fund				
767200	NW-8-27-18-4	160.00 Acres				I Individual	
	F LAND		T 1 FARMLAND			Taxable Total:	12,630
			100% Alberta School Foundation Fund				
767210	SE-8-27-18-4	160.00 Acres				I Individual	
	F LAND		T 1 FARMLAND			Taxable Total:	13,710
			100% Alberta School Foundation Fund				
767220	SW-8-27-18-4	160.00 Acres				I Individual	
	F LAND		T 1 FARMLAND			Taxable Total:	24,680
			100% Alberta School Foundation Fund				
767230	NE-9-27-18-4	160.00 Acres				I Individual	
	F LAND		T 1 FARMLAND			Taxable Total:	25,340
			100% Alberta School Foundation Fund				
767240	NW-9-27-18-4	160.00 Acres				I Individual	



2019 Assessment Roll (Valuation Date 1-July, 2019) 2020 Taxation Year, Wheatland County

Assessment Year: 2019
Tax Year: 2020

Roll	Legal Address						Total
	F	LAND	T	1	FARMLAND	Taxable Total:	14,120
					100% Alberta School Foundation Fund		
767250	SE-9-27-18-4	160.00 Acres				I Individual	
	F	LAND	T	1	FARMLAND	Taxable Total:	14,750
					100% Alberta School Foundation Fund		
767260	SW-9-27-18-4	160.00 Acres				I Individual	
	F	LAND	T	1	FARMLAND	Taxable Total:	16,570
					100% Alberta School Foundation Fund		
768000	NE-10-27-18-4	161.00 Acres				I Individual	
	F	LAND	T	1	FARMLAND	Taxable Total:	20,760
					100% Alberta School Foundation Fund		
769000	NW-10-27-18-4	159.00 Acres				I Individual	
	F	LAND	T	1	FARMLAND	Taxable Total:	20,790
					100% Alberta School Foundation Fund		
770000	SE-10-27-18-4	160.00 Acres				I Individual	
	F	LAND	T	1	FARMLAND	Taxable Total:	12,650
					100% Alberta School Foundation Fund		
771000	SW-10-27-18-4	158.00 Acres				I Individual	
	F	LAND	T	1	FARMLAND	Taxable Total:	12,200
					100% Alberta School Foundation Fund		
772000	NE-11-27-18-4	161.00 Acres				I Individual	
	F	LAND	T	1	FARMLAND	Taxable Total:	8,810
					100% Alberta School Foundation Fund		
773000	NW-11-27-18-4	160.00 Acres				I Individual	
	F	LAND	T	1	FARMLAND	Taxable Total:	10,950
					100% Alberta School Foundation Fund		



2019 Assessment Roll (Valuation Date 1-July, 2019) 2020 Taxation Year, Wheatland County

Assessment Year: 2019
Tax Year: 2020

Roll	Legal Address				Total
774000	SE-11-27-18-4	161.00 Acres		I Individual	
	F LAND		T 1 FARMLAND	Taxable Total:	10,360
			100% Alberta School Foundation Fund		
775000	SW-11-27-18-4	160.00 Acres		I Individual	
	F LAND		T 1 FARMLAND	Taxable Total:	10,160
			100% Alberta School Foundation Fund		
776000	NE-12-27-18-4	159.00 Acres		I Individual	
	F LAND		T 1 FARMLAND	Taxable Total:	7,390
			100% Alberta School Foundation Fund		
777000	NW-12-27-18-4	159.00 Acres		I Individual	
	F LAND		T 1 FARMLAND	Taxable Total:	7,790
			100% Alberta School Foundation Fund		
778000	SE-12-27-18-4	159.00 Acres		I Individual	
	F LAND		T 1 FARMLAND	Taxable Total:	7,920
			100% Alberta School Foundation Fund		
779000	SW-12-27-18-4	159.00 Acres		I Individual	
	F LAND		T 1 FARMLAND	Taxable Total:	7,180
			100% Alberta School Foundation Fund		
779010	SE-13-27-18-4	74.00 Acres		SOUTH OF RIVER I Individual	
	F LAND		T 1 FARMLAND	Taxable Total:	1,010
			100% Alberta School Foundation Fund		
779020	SW-13-27-18-4	112.30 Acres		SOUTHWEST OF RIVER I Individual	
	F LAND		T 1 FARMLAND	Taxable Total:	2,780
			100% Alberta School Foundation Fund		
779060	AL-14-27-18-4	507.70 Acres		NE,NW,SE,SW QTRS S OF RIVER I Individual	
	F LAND		T 1 FARMLAND	Taxable Total:	20,520



2019 Assessment Roll (Valuation Date 1-July, 2019) 2020 Taxation Year, Wheatland County

Assessment Year: 2019
Tax Year: 2020

Roll	Legal Address						Total
			100% Alberta School Foundation Fund				
779070	NE-15-27-18-4	161.00 Acres				I Individual	
	F LAND		T 1 FARMLAND			Taxable Total:	13,900
			100% Alberta School Foundation Fund				
779080	NW-15-27-18-4	160.81 Acres				I Individual	
	F LAND		T 1 FARMLAND			Taxable Total:	30,040
			100% Alberta School Foundation Fund				
779090	SE-15-27-18-4	161.00 Acres				I Individual	
	F LAND		T 1 FARMLAND			Taxable Total:	28,690
			100% Alberta School Foundation Fund				
779100	SW-15-27-18-4	159.22 Acres				I Individual	
	F LAND		T 1 FARMLAND			Taxable Total:	25,970
			100% Alberta School Foundation Fund				
779110	NE-16-27-18-4	150.95 Acres				I Individual	
	F LAND		T 1 FARMLAND			Taxable Total:	10,930
			100% Alberta School Foundation Fund				
779120	NW-16-27-18-4	159.99 Acres				I Individual	
	F LAND		T 1 FARMLAND			Taxable Total:	11,270
			100% Alberta School Foundation Fund				
779130	SE-16-27-18-4	158.47 Acres				I Individual	
	F LAND		T 1 FARMLAND			Taxable Total:	11,470
			100% Alberta School Foundation Fund				
779140	SW-16-27-18-4	160.00 Acres				I Individual	
	F LAND		T 1 FARMLAND			Taxable Total:	11,580
			100% Alberta School Foundation Fund				
779150	NE-17-27-18-4	156.40 Acres				I Individual	



2019 Assessment Roll (Valuation Date 1-July, 2019) 2020 Taxation Year, Wheatland County

Assessment Year: 2019
Tax Year: 2020

Roll	Legal Address					Total
	F	LAND	T	1	FARMLAND	
					100% Alberta School Foundation Fund	Taxable Total: 5,160
779160	NW-17-27-18-4	159.91 Acres				
	184077 HWY 569					I Individual
	F	LAND & IMPROVEMENTS	T	1	FARMLAND	15,680
	R		T	103	RESIDENTIAL LAND & IMPROVEMENTS	287,620
						Taxable Total: 303,300
	R		E	901	RURAL RESIDENCE EXEMPTION (RAP)	15,680
					100% Alberta School Foundation Fund	Totals: 318,980
779170	SE-17-27-18-4	160.00 Acres				
						I Individual
	F	LAND	T	1	FARMLAND	
					100% Alberta School Foundation Fund	Taxable Total: 14,950
779180	SW-17-27-18-4	160.00 Acres				
						I Individual
	F	LAND	T	1	FARMLAND	
					100% Alberta School Foundation Fund	Taxable Total: 26,150
779190	NE-18-27-18-4	147.47 Acres				
						I Individual
	F	LAND	T	1	FARMLAND	
					100% Alberta School Foundation Fund	Taxable Total: 22,930
779191	1210310 1 1 NE-18-27-18-4	9.19 Acres				
	185005 HWY 569					NORTHEAST CORNER I Individual
	F	LAND & IMPROVEMENTS	T	1	FARMLAND	1,280
	R		T	103	RESIDENTIAL LAND & IMPROVEMENTS	371,820
						Taxable Total: 373,100
	R		E	901	RURAL RESIDENCE EXEMPTION (RAP)	1,280
	R		E	903	FARM BUILDING EXEMPT	9,660
					100% Alberta School Foundation Fund	Exempt Total: 10,940
						Totals: 384,040
779200	NW-18-27-18-4	156.52 Acres				
						I Individual
	F	LAND	T	1	FARMLAND	
					100% Alberta School Foundation Fund	Taxable Total: 28,750
779210	SE-18-27-18-4	161.00 Acres				
						I Individual



2019 Assessment Roll (Valuation Date 1-July, 2019) 2020 Taxation Year, Wheatland County

Assessment Year: 2019
Tax Year: 2020

Roll	Legal Address					Total
	F	LAND	T	1	FARMLAND	Taxable Total: 21,930
					100% Alberta School Foundation Fund	
779220	SW-18-27-18-4	161.00 Acres				I Individual
	F	LAND	T	1	FARMLAND	Taxable Total: 28,490
					100% Alberta School Foundation Fund	
779230	NE-19-27-18-4	161.00 Acres				I Individual
	F	LAND	T	1	FARMLAND	Taxable Total: 35,970
					100% Alberta School Foundation Fund	
779240	NW-19-27-18-4	161.00 Acres				I Individual
	F	LAND	T	1	FARMLAND	Taxable Total: 30,660
					100% Alberta School Foundation Fund	
779250	SE-19-27-18-4	157.23 Acres				I Individual
	F	LAND	T	1	FARMLAND	Taxable Total: 28,380
					100% Alberta School Foundation Fund	
779260	SW-19-27-18-4	157.47 Acres				I Individual
	F	LAND	T	1	FARMLAND	Taxable Total: 28,990
					100% Alberta School Foundation Fund	
779270	NE-20-27-18-4	160.00 Acres				I Individual
	F	LAND	T	1	FARMLAND	Taxable Total: 26,470
					100% Alberta School Foundation Fund	
779280	NW-20-27-18-4	160.00 Acres				I Individual
	F	LAND	T	1	FARMLAND	Taxable Total: 35,950
					100% Alberta School Foundation Fund	
779290	SE-20-27-18-4	121.92 Acres				NORTH & WEST OF ROAD C Corporation
	F	LAND	T	1	FARMLAND	Taxable Total: 3,690
					100% Alberta School Foundation Fund	



2019 Assessment Roll (Valuation Date 1-July, 2019) 2020 Taxation Year, Wheatland County

Assessment Year: 2019
Tax Year: 2020

Roll	Legal Address					Total
779300	SE-20-27-18-4	18.59 Acres	LSD 1 & 8, SOUTH OF ROAD C Corporation			
	F LAND		T 1 FARMLAND	Taxable Total:		340
			100% Alberta School Foundation Fund			
779310	SE-20-27-18-4	12.23 Acres	LSD 2 & 7 SOUTH OF ROAD C Corporation			
	F LAND		T 1 FARMLAND	Taxable Total:		220
			100% Alberta School Foundation Fund			
779320	SW-20-27-18-4	136.23 Acres	NORTH & WEST OF ROAD I Individual			
	F LAND		T 1 FARMLAND	Taxable Total:		28,000
			100% Alberta School Foundation Fund			
779330	SW-20-27-18-4	14.64 Acres	SOUTHEAST OF ROAD I Individual			
	F LAND		T 1 FARMLAND	Taxable Total:		550
			100% Alberta School Foundation Fund			
779530	SE-21-27-18-4	157.73 Acres	C Corporation			
	F LAND		T 1 FARMLAND	Taxable Total:		10,410
			100% Alberta School Foundation Fund			
779540	SW-21-27-18-4	130.17 Acres	LSD 1 TO 3 & 7 TO 16 C Corporation			
	F LAND		T 1 FARMLAND	Taxable Total:		6,230
			100% Alberta School Foundation Fund			
779550	SW-21-27-18-4	19.88 Acres	LSD 5 & 6 C Corporation			
	F LAND		T 1 FARMLAND	Taxable Total:		360
			100% Alberta School Foundation Fund			
779570	SE-22-27-18-4	121.30 Acres	SOUTH OF RIVER I Individual			
	F LAND		T 1 FARMLAND	Taxable Total:		4,900
			100% Alberta School Foundation Fund			
779580	SW-22-27-18-4	160.00 Acres	I Individual			
	F LAND		T 1 FARMLAND	Taxable Total:		13,680



2019 Assessment Roll (Valuation Date 1-July, 2019) 2020 Taxation Year, Wheatland County

Assessment Year: 2019
Tax Year: 2020

Roll	Legal Address						Total
			100% Alberta School Foundation Fund				
779620	NE-29-27-18-4	8.00 Acres					
			SOUTHWEST CORNER				
			I Individual				
	F	LAND	T	1	FARMLAND	Taxable Total:	150
			100% Alberta School Foundation Fund				
779630	NW-29-27-18-4	136.00 Acres					
			SOUTH & WEST OF RIVER				
			I Individual				
	F	LAND	T	1	FARMLAND	Taxable Total:	4,380
			100% Alberta School Foundation Fund				
779640	SE-29-27-18-4	27.50 Acres					
			PTN LSD 7,8,9&10, S. OF RIVER				
			I Individual				
	F	LAND	T	1	FARMLAND	Taxable Total:	500
			100% Alberta School Foundation Fund				
779650	SE-29-27-18-4	3.03 Acres					
			EAST 200 FEET OF LSD 1				
			I Individual				
	F	LAND	T	1	FARMLAND	Taxable Total:	60
			100% Alberta School Foundation Fund				
779660	SE-29-27-18-4	108.87 Acres					
			WATER PORTION				
			I Individual				
	F	LAND	T	1	FARMLAND	Taxable Total:	7,530
			100% Alberta School Foundation Fund				
779670	SW-29-27-18-4	160.00 Acres					
			Telus Tower				
			I Individual				
	F	LAND & IMPROVEMENTS	T	1	FARMLAND		32,200
	NR		T	105	NON-RESEIDENTIAL LAND & IMPROVEMENTS		70,040
			100% Alberta School Foundation Fund				Taxable Total: 102,240
779680	NE-30-27-18-4	161.00 Acres					
			I Individual				
	F	LAND	T	1	FARMLAND	Taxable Total:	12,500
			100% Alberta School Foundation Fund				
779690	NW-30-27-18-4	161.00 Acres					
			I Individual				
	F	LAND	T	1	FARMLAND	Taxable Total:	17,490
			100% Alberta School Foundation Fund				



2019 Assessment Roll (Valuation Date 1-July, 2019) 2020 Taxation Year, Wheatland County

Assessment Year: 2019
Tax Year: 2020

Roll	Legal Address				Total
779700	SE-30-27-18-4	161.00 Acres		I Individual	
	F LAND		T 1 FARMLAND	Taxable Total:	26,240
			100% Alberta School Foundation Fund		
779710	SW-30-27-18-4	161.00 Acres		I Individual	
	F LAND		T 1 FARMLAND	Taxable Total:	28,330
			100% Alberta School Foundation Fund		
779720	NE-31-27-18-4	63.66 Acres		SOUTH OF RIVER	
				I Individual	
	F LAND		T 1 FARMLAND	Taxable Total:	1,450
			100% Alberta School Foundation Fund		
779730	NW-31-27-18-4	160.00 Acres		I Individual	
	F LAND		T 1 FARMLAND	Taxable Total:	20,680
			100% Alberta School Foundation Fund		
779740	SE-31-27-18-4	160.00 Acres		I Individual	
	F LAND		T 1 FARMLAND	Taxable Total:	3,570
			100% Alberta School Foundation Fund		
779750	SW-31-27-18-4	160.00 Acres		I Individual	
	F LAND		T 1 FARMLAND	Taxable Total:	7,740
			100% Alberta School Foundation Fund		
779760	NW-32-27-18-4	0.82 Acres		RIVER FLOOD PLAIN	
				P Provincial	
	NR LAND		E 154 OTHER PROV. IMP EXEMPT	Exempt Total:	39,060
			100% Alberta School Foundation Fund		
779770	SW-32-27-18-4	61.79 Acres		west of Red Deer River	
				I Individual	
	F LAND		T 1 FARMLAND	Taxable Total:	1,690
			100% Alberta School Foundation Fund		
779780	NW-6-28-18-4	50.60 Acres		Grazing Lease #850518	
				I Individual	
	F LAND		T 1 FARMLAND	Taxable Total:	930



2019 Assessment Roll (Valuation Date 1-July, 2019) 2020 Taxation Year, Wheatland County

Assessment Year: 2019
Tax Year: 2020

Roll	Legal Address						Total
100% Alberta School Foundation Fund							
779790	SE-6-28-18-4	11.90 Acres	Grazing Lease #850518 I Individual				
	F LAND		T 1 FARMLAND	Taxable Total:			340
100% Alberta School Foundation Fund							
779800	SW-6-28-18-4	153.70 Acres	Grazing Lease #850518 I Individual				
	F LAND		T 1 FARMLAND	Taxable Total:			5,170
100% Alberta School Foundation Fund							
780000	NE-30-21-19-4	112.29 Acres	NORTH OF RAILWAY RIGHT-OF-WAY C Corporation				
	F LAND		T 1 FARMLAND	Taxable Total:			13,260
100% Alberta School Foundation Fund							
781000	NW-30-21-19-4 214083 RGE RD 200	61.39 Acres	NORTH OF RAILWAY RIGHT-OF-WAY I Individual				
	F LAND & IMPROVEMENTS		T 1 FARMLAND				3,570
	R		T 103 RESIDENTIAL LAND & IMPROVEMENTS				282,550
				Taxable Total:			286,120
	R		E 901 RURAL RESIDENCE EXEMPTION (RAP)				61,540
	R		E 903 FARM BUILDING EXEMPT				17,390
			100% Alberta School Foundation Fund	Exempt Total:			78,930
				Totals:			365,050
100% Alberta School Foundation Fund							
782000	NE-31-21-19-4	150.32 Acres	C Corporation				
	F LAND		T 1 FARMLAND	Taxable Total:			31,640
100% Alberta School Foundation Fund							
783000	NW-31-21-19-4	150.33 Acres	C Corporation				
	F LAND		T 1 FARMLAND	Taxable Total:			31,640
100% Alberta School Foundation Fund							
784000	SE-31-21-19-4	160.00 Acres	C Corporation				
	F LAND		T 1 FARMLAND	Taxable Total:			29,050
100% Alberta School Foundation Fund							
785000	SW-31-21-19-4	160.00 Acres	C Corporation				



2019 Assessment Roll (Valuation Date 1-July, 2019) 2020 Taxation Year, Wheatland County

Assessment Year: 2019
Tax Year: 2020

Roll	Legal Address					Total
	F	LAND	T	1	FARMLAND	Taxable Total: 35,340
					100% Alberta School Foundation Fund	
786000	NE-1-23-19-4	160.00 Acres				C Corporation
	F	LAND	T	1	FARMLAND	Taxable Total: 29,860
					100% Alberta School Foundation Fund	
787000	NW-1-23-19-4	160.00 Acres				C Corporation
	F	LAND	T	1	FARMLAND	Taxable Total: 25,930
					100% Alberta School Foundation Fund	
788000	SE-1-23-19-4	160.00 Acres				C Corporation
	F	LAND	T	1	FARMLAND	Taxable Total: 30,200
					100% Alberta School Foundation Fund	
789000	SW-1-23-19-4	160.00 Acres				C Corporation
	F	LAND	T	1	FARMLAND	Taxable Total: 31,160
					100% Alberta School Foundation Fund	
790000	NE-2-23-19-4	160.00 Acres				C Corporation
	F	LAND	T	1	FARMLAND	Taxable Total: 32,470
					100% Alberta School Foundation Fund	
791000	NW-2-23-19-4	160.00 Acres				C Corporation
	F	LAND	T	1	FARMLAND	Taxable Total: 33,700
					100% Alberta School Foundation Fund	
792000	SE-2-23-19-4	160.00 Acres				C Corporation
	F	LAND	T	1	FARMLAND	Taxable Total: 32,750
					100% Alberta School Foundation Fund	
793000	SW-2-23-19-4	160.00 Acres				C Corporation
	F	LAND	T	1	FARMLAND	Taxable Total: 34,170
					100% Alberta School Foundation Fund	



2019 Assessment Roll (Valuation Date 1-July, 2019) 2020 Taxation Year, Wheatland County

Assessment Year: 2019
Tax Year: 2020

Roll	Legal Address						Total
794000	NE-3-23-19-4	160.00 Acres					
	230076A RGE RD 192		C Corporation				
	F LAND & IMPROVEMENTS		T 1	FARMLAND			34,610
	R		T 103	RESIDENTIAL LAND & IMPROVEMENTS			136,490
			Taxable Total:				171,100
	R		E 901	RURAL RESIDENCE EXEMPTION (RAP)			92,310
			100% Alberta School Foundation Fund				
			Totals:				263,410
795000	NW-3-23-19-4	160.00 Acres					
			I Individual				
	F LAND		T 1	FARMLAND		Taxable Total:	35,020
			100% Alberta School Foundation Fund				
796000	SE-3-23-19-4	160.00 Acres					
			C Corporation				
	F LAND		T 1	FARMLAND		Taxable Total:	34,780
			100% Alberta School Foundation Fund				
797000	SW-3-23-19-4	160.00 Acres					
			I Individual				
	F LAND		T 1	FARMLAND		Taxable Total:	30,760
			100% Alberta School Foundation Fund				
798000	1512953 1 1	NE-4-23-19-4 133.21 Acres					
			NORTHEAST OF RAILWAY				
			I Individual				
	F LAND		T 1	FARMLAND		Taxable Total:	27,330
			100% Alberta School Foundation Fund				
799000	NE-4-23-19-4	26.13 Acres					
			SOUTHWEST OF RAILWAY				
			I Individual				
	F LAND		T 1	FARMLAND		Taxable Total:	4,380
			100% Alberta School Foundation Fund				
800000	1512155 1 1	NW-4-23-19-4 132.30 Acres					
			I Individual				
	F LAND		T 1	FARMLAND		Taxable Total:	21,660
			100% Alberta School Foundation Fund				
801000	NW-4-23-19-4	27.96 Acres					
			NORTHEAST OF RAILWAY				
			I Individual				
	F LAND		T 1	FARMLAND		Taxable Total:	4,540
			100% Alberta School Foundation Fund				



2019 Assessment Roll (Valuation Date 1-July, 2019) 2020 Taxation Year, Wheatland County

Assessment Year: 2019
Tax Year: 2020

Roll	Legal Address	Total
802000	1512154 1 1 SE-4-23-19-4 158.35 Acres	
	I Individual	
	F LAND T 1 FARMLAND 100% Alberta School Foundation Fund	Taxable Total: 32,070
803000	SE-4-23-19-4 1.60 Acres	
	NORTHEAST OF RAILWAY I Individual	
	F LAND T 1 FARMLAND 100% Alberta School Foundation Fund	Taxable Total: 230
804000	SW-4-23-19-4 160.00 Acres	
	SOUTHEAST PTN LSD 2 I Individual	
	F LAND T 1 FARMLAND 100% Alberta School Foundation Fund	Taxable Total: 27,860
805000	NE-5-23-19-4 159.53 Acres	
	I Individual	
	F LAND T 1 FARMLAND 100% Alberta School Foundation Fund	Taxable Total: 32,080
806000	NW-5-23-19-4 157.91 Acres	
	I Individual	
	F LAND T 1 FARMLAND 100% Alberta School Foundation Fund	Taxable Total: 33,840
807000	SE-5-23-19-4 157.45 Acres	
	I Individual	
	F LAND T 1 FARMLAND 100% Alberta School Foundation Fund	Taxable Total: 31,770
807010	SE-5-23-19-4 0.64 Acres	
	N.E. CORNER P Provincial	
	NR LAND E 154 OTHER PROV. IMP EXEMPT 100% Alberta School Foundation Fund	Exempt Total: 680
808000	SW-5-23-19-4 160.00 Acres	
	I Individual	
	F LAND T 1 FARMLAND 100% Alberta School Foundation Fund	Taxable Total: 32,060
809000	NE-6-23-19-4 160.00 Acres	
	I Individual	
	F LAND T 1 FARMLAND	Taxable Total: 32,910



2019 Assessment Roll (Valuation Date 1-July, 2019) 2020 Taxation Year, Wheatland County

Assessment Year: 2019
Tax Year: 2020

Roll	Legal Address					Total
	100% Alberta School Foundation Fund					
810000	NW-6-23-19-4	156.42 Acres				
				I Individual		
	F LAND		T 1 FARMLAND	Taxable Total:		34,410
	100% Alberta School Foundation Fund					
811000	SE-6-23-19-4	160.00 Acres				
				I Individual		
	F LAND		T 1 FARMLAND	Taxable Total:		32,840
	100% Alberta School Foundation Fund					
812000	SW-6-23-19-4	158.43 Acres				
				I Individual		
	F LAND		T 1 FARMLAND	Taxable Total:		35,200
	100% Alberta School Foundation Fund					
813000	NE-7-23-19-4	158.84 Acres				
	195025 TWP RD 232			I Individual		
	F LAND & IMPROVEMENTS		T 1 FARMLAND			32,710
	R		T 103 RESIDENTIAL LAND & IMPROVEMENTS			157,910
				Taxable Total:		190,620
	R		E 901 RURAL RESIDENCE EXEMPTION (RAP)			61,540
	R		E 903 FARM BUILDING EXEMPT			14,450
			100% Alberta School Foundation Fund	Exempt Total:		75,990
				Totals:		266,610
814000	NW-7-23-19-4	156.40 Acres				
				I Individual		
	F LAND		T 1 FARMLAND	Taxable Total:		27,890
	100% Alberta School Foundation Fund					
815000	SE-7-23-19-4	155.50 Acres				
				I Individual		
	F LAND		T 1 FARMLAND	Taxable Total:		31,720
	100% Alberta School Foundation Fund					
815010	9210983 1 SE-7-23-19-4	4.50 Acres			CENTRAL EAST PORTION	
	231018 RGE RD 195			I Individual		
	R LAND & IMPROVEMENTS		T 103 RESIDENTIAL LAND & IMPROVEMENTS	Taxable Total:		330,600
	100% Alberta School Foundation Fund					
816000	SW-7-23-19-4	156.42 Acres				
				I Individual		



2019 Assessment Roll (Valuation Date 1-July, 2019) 2020 Taxation Year, Wheatland County

Assessment Year: 2019
Tax Year: 2020

Roll	Legal Address					Total
	F	LAND	T	1	FARMLAND	Taxable Total: 34,790
817000	NE-8-23-19-4	157.70 Acres			100% Alberta School Foundation Fund	
					I Individual	
	F	LAND	T	1	FARMLAND	Taxable Total: 23,550
818000	NW-8-23-19-4	155.70 Acres			100% Alberta School Foundation Fund	
					I Individual	
	F	LAND	T	1	FARMLAND	Taxable Total: 29,140
818510	RW5 RLY 23 NW-8-23-19-4	0.22 Acres			100% Alberta School Foundation Fund	
					Abandoned R/R on Rd Allowance M Municipal	
	NR	LAND	E	155	WHEATLAND COUNTY EXEMPT	Exempt Total: 1,310
819000	SE-8-23-19-4	70.04 Acres			100% Alberta School Foundation Fund	
					NORTH & EAST OF RWY & STN GRDS I Individual	
	F	LAND	T	1	FARMLAND	Taxable Total: 12,880
819010	RW5 RLY 23 SE-8-23-19-4	18.18 Acres			100% Alberta School Foundation Fund	
					MAKEPEACE STATION GROUNDS Station Grounds-Makepeace C Corporation	
	NR	LAND	T	105	NON-RESEIDENTIAL LAND & IMPROVEMENTS	Taxable Total: 43,260
819020	RW5 RLY 23 S -8-23-19-4	9.24 Acres			100% Alberta School Foundation Fund	
					Abandoned R/R M Municipal	
	NR	LAND	E	155	WHEATLAND COUNTY EXEMPT	Exempt Total: 7,230
820000	SE-8-23-19-4	41.64 Acres			100% Alberta School Foundation Fund	
					SOUTH & EAST OF PLAN 530AM I Individual	
	F	LAND	T	1	FARMLAND	Taxable Total: 8,220
820010	8310017 1 1 SE-8-23-19-4	1.30 Acres			100% Alberta School Foundation Fund	
	194019 TWP RD 231A				MAKEPEACE I Individual	
	R	LAND & IMPROVEMENTS	T	103	RESIDENTIAL LAND & IMPROVEMENTS	Taxable Total: 287,400
					100% Alberta School Foundation Fund	



2019 Assessment Roll (Valuation Date 1-July, 2019) 2020 Taxation Year, Wheatland County

Assessment Year: 2019
Tax Year: 2020

Roll	Legal Address	Total
821000	530AM C SW-8-23-19-4 8.76 Acres 231018 RGE RD 194A	MAKEPEACE I Individual
R	LAND & IMPROVEMENTS	T 103 RESIDENTIAL LAND & IMPROVEMENTS 100% Alberta School Foundation Fund
		Taxable Total: 286,100
821010	SW-8-23-19-4 4.50 Acres 231016 RGE RD 194A	MAKEPEACE COMMUNITY HALL Makepeace Community Hall C Corporation
NR	LAND & IMPROVEMENTS	E 165 CHARITABLE & WELFARE EXEMPT 100% Alberta School Foundation Fund
		Exempt Total: 135,840
821020	530AM C SW-8-23-19-4 0.32 Acres	MAKEPEACE I Individual
R	LAND	T 104 RESIDENTIAL VACANT LAND 100% Alberta School Foundation Fund
		Taxable Total: 1,500
821100	1611369 1 40 S -8-23-19-4 1.42 Acres 231026 RGE RD 194A	SW CORNER LSD 7 I Individual
R	LAND & IMPROVEMENTS	T 103 RESIDENTIAL LAND & IMPROVEMENTS 100% Alberta School Foundation Fund
		Taxable Total: 170,500
822000	530AM D SE-8-23-19-4 15.08 Acres	MAKEPEACE I Individual
F	LAND	T 1 FARMLAND 100% Alberta School Foundation Fund
		Taxable Total: 2,480
823000	SW-8-23-19-4 124.27 Acres	WEST OF ROAD I Individual
F	LAND	T 1 FARMLAND 100% Alberta School Foundation Fund
		Taxable Total: 25,560
824000	SW-8-23-19-4 9.35 Acres	SOUTHEAST CORNER I Individual
F	LAND	T 1 FARMLAND 100% Alberta School Foundation Fund
		Taxable Total: 1,500
825000	SW-8-23-19-4 2.31 Acres	NORTHEAST CORNER I Individual
F	LAND	T 1 FARMLAND 100% Alberta School Foundation Fund
		Taxable Total: 310
826000	NE-9-23-19-4 160.00 Acres	C Corporation
F	LAND	T 1 FARMLAND
		Taxable Total: 27,540



2019 Assessment Roll (Valuation Date 1-July, 2019) 2020 Taxation Year, Wheatland County

Assessment Year: 2019
Tax Year: 2020

Roll	Legal Address										Total	
	100% Alberta School Foundation Fund											
827000	NW-9-23-19-4		160.00 Acres									
	I Individual											
	F	LAND		T	1	FARMLAND				Taxable Total:	25,700	
	100% Alberta School Foundation Fund											
828000	SE-9-23-19-4		160.00 Acres									
	I Individual											
	F	LAND		T	1	FARMLAND				Taxable Total:	29,020	
	100% Alberta School Foundation Fund											
829000	1512947 1 1	SW-9-23-19-4	158.72 Acres									
	I Individual											
	F	LAND		T	1	FARMLAND				Taxable Total:	31,100	
	100% Alberta School Foundation Fund											
829010	SW-9-23-19-4		1.20 Acres								SW CORNER M Municipal	
	NR	LAND		E	155	WHEATLAND COUNTY EXEMPT				Exempt Total:	3,430	
	100% Alberta School Foundation Fund											
830000	NE-10-23-19-4		160.00 Acres								C Corporation	
	F	LAND		T	1	FARMLAND				Taxable Total:	34,580	
	100% Alberta School Foundation Fund											
831000	NW-10-23-19-4 231039 RGE RD 193		160.00 Acres								I Individual	
	F	LAND & IMPROVEMENTS		T	1	FARMLAND					27,180	
	R			T	103	RESIDENTIAL LAND & IMPROVEMENTS					120,620	
										Taxable Total:	147,800	
	R			E	901	RURAL RESIDENCE EXEMPTION (RAP)					27,180	
	100% Alberta School Foundation Fund										Totals:	174,980
832000	SE-10-23-19-4		160.00 Acres								C Corporation	
	F	LAND		T	1	FARMLAND				Taxable Total:	35,410	
	100% Alberta School Foundation Fund											
833000	SW-10-23-19-4		160.00 Acres								C Corporation	
	F	LAND		T	1	FARMLAND				Taxable Total:	33,240	



2019 Assessment Roll (Valuation Date 1-July, 2019) 2020 Taxation Year, Wheatland County

Assessment Year: 2019
Tax Year: 2020

Roll	Legal Address						Total
			100% Alberta School Foundation Fund				
834000	NE-11-23-19-4	160.00 Acres				C Corporation	
	F	LAND	T	1	FARMLAND	Taxable Total:	23,220
			100% Alberta School Foundation Fund				
835000	NW-11-23-19-4	160.00 Acres				C Corporation	
	F	LAND	T	1	FARMLAND	Taxable Total:	25,690
			100% Alberta School Foundation Fund				
836000	SE-11-23-19-4	160.00 Acres				C Corporation	
	F	LAND	T	1	FARMLAND	Taxable Total:	30,200
			100% Alberta School Foundation Fund				
837000	SW-11-23-19-4	160.00 Acres				C Corporation	
	F	LAND	T	1	FARMLAND	Taxable Total:	32,800
			100% Alberta School Foundation Fund				
838000	NE-12-23-19-4	160.00 Acres				C Corporation	
	F	LAND	T	1	FARMLAND	Taxable Total:	30,820
			100% Alberta School Foundation Fund				
839000	NW-12-23-19-4	160.00 Acres				C Corporation	
	F	LAND	T	1	FARMLAND	Taxable Total:	31,680
			100% Alberta School Foundation Fund				
840000	SE-12-23-19-4	160.00 Acres				C Corporation	
	F	LAND	T	1	FARMLAND	Taxable Total:	29,660
			100% Alberta School Foundation Fund				
841000	SW-12-23-19-4	160.00 Acres				C Corporation	
	F	LAND	T	1	FARMLAND	Taxable Total:	30,450
			100% Alberta School Foundation Fund				
842000	NE-13-23-19-4	160.00 Acres				C Corporation	



2019 Assessment Roll (Valuation Date 1-July, 2019) 2020 Taxation Year, Wheatland County

Assessment Year: 2019
Tax Year: 2020

Roll	Legal Address						Total
	F	LAND		T	1	FARMLAND	
						100% Alberta School Foundation Fund	Taxable Total: 29,350
843000	NW-13-23-19-4	160.00 Acres					C Corporation
	F	LAND		T	1	FARMLAND	
						100% Alberta School Foundation Fund	Taxable Total: 29,100
844000	SE-13-23-19-4	160.00 Acres					C Corporation
	F	LAND		T	1	FARMLAND	
						100% Alberta School Foundation Fund	Taxable Total: 27,440
845000	SW-13-23-19-4	160.00 Acres					C Corporation
	F	LAND		T	1	FARMLAND	
						100% Alberta School Foundation Fund	Taxable Total: 27,960
846000	NE-14-23-19-4	160.00 Acres					C Corporation
	F	LAND		T	1	FARMLAND	
						100% Alberta School Foundation Fund	Taxable Total: 21,280
847000	NW-14-23-19-4	160.00 Acres					C Corporation
	F	LAND		T	1	FARMLAND	
						100% Alberta School Foundation Fund	Taxable Total: 18,260
848000	SE-14-23-19-4	160.00 Acres					C Corporation
	F	LAND		T	1	FARMLAND	
						100% Alberta School Foundation Fund	Taxable Total: 19,920
849000	SW-14-23-19-4	160.00 Acres					C Corporation
	F	LAND		T	1	FARMLAND	
						100% Alberta School Foundation Fund	Taxable Total: 21,970
850000	NE-15-23-19-4	160.00 Acres					I Individual
	F	LAND		T	1	FARMLAND	
						100% Alberta School Foundation Fund	Taxable Total: 28,500



2019 Assessment Roll (Valuation Date 1-July, 2019) 2020 Taxation Year, Wheatland County

Assessment Year: 2019
Tax Year: 2020

Roll	Legal Address				Total
851000	NW-15-23-19-4	160.00 Acres		I Individual	
	F LAND	T 1 FARMLAND	Taxable Total:		27,730
		100% Alberta School Foundation Fund			
852000	SE-15-23-19-4	160.00 Acres		I Individual	
	F LAND	T 1 FARMLAND	Taxable Total:		30,000
		100% Alberta School Foundation Fund			
853000	SW-15-23-19-4	160.00 Acres		I Individual	
	232039 RGE RD 193				
	F LAND & IMPROVEMENTS	T 1 FARMLAND			17,250
	R	T 103 RESIDENTIAL LAND & IMPROVEMENTS			125,860
			Taxable Total:		143,110
	R	E 901 RURAL RESIDENCE EXEMPTION (RAP)			61,540
		100% Alberta School Foundation Fund	Totals:		204,650
854000	NE-16-23-19-4	160.00 Acres		I Individual	
	F LAND	T 1 FARMLAND	Taxable Total:		25,100
		100% Alberta School Foundation Fund			
855000	NW-16-23-19-4	160.00 Acres		I Individual	
	F LAND	T 1 FARMLAND	Taxable Total:		24,360
		100% Alberta School Foundation Fund			
856000	SE-16-23-19-4	160.00 Acres		I Individual	
	F LAND	T 1 FARMLAND	Taxable Total:		23,960
		100% Alberta School Foundation Fund			
857000	SW-16-23-19-4	158.34 Acres		I Individual	
	F LAND	T 1 FARMLAND	Taxable Total:		27,160
		100% Alberta School Foundation Fund			
858000	NE-17-23-19-4	160.00 Acres		I Individual	
	F LAND	T 1 FARMLAND	Taxable Total:		25,360
		100% Alberta School Foundation Fund			



2019 Assessment Roll (Valuation Date 1-July, 2019) 2020 Taxation Year, Wheatland County

Assessment Year: 2019
Tax Year: 2020

Roll	Legal Address					Total
859000	NW-17-23-19-4	160.00 Acres			I Individual	
	F LAND		T 1 FARMLAND		Taxable Total:	31,280
			100% Alberta School Foundation Fund			
860000	SE-17-23-19-4	160.00 Acres			I Individual	
	F LAND		T 1 FARMLAND		Taxable Total:	10,110
			100% Alberta School Foundation Fund			
861000	SW-17-23-19-4	160.00 Acres			I Individual	
	232011 RGE RD 195					
	F LAND & IMPROVEMENTS		T 1 FARMLAND			26,640
	R		T 103 RESIDENTIAL LAND & IMPROVEMENTS			114,700
					Taxable Total:	141,340
	R		E 901 RURAL RESIDENCE EXEMPTION (RAP)			38,200
			100% Alberta School Foundation Fund		Totals:	179,540
862000	1412869 1 1 N-18-23-19-4	337.87 Acres			EAST PORTION-INCLUDES PT SW-19	
					I Individual	
	F LAND		T 1 FARMLAND		Taxable Total:	33,970
			100% Alberta School Foundation Fund			
862500	RW5 RLY 23 SE-18-23-19-4	3.60 Acres			Abandoned R/R	
					M Municipal	
	NR LAND		E 155 WHEATLAND COUNTY EXEMPT		Exempt Total:	5,210
			100% Alberta School Foundation Fund			
865000	1412870 1 1 S-18-23-19-4	113.28 Acres			Easterly portion	
					I Individual	
	F LAND		T 1 FARMLAND		Taxable Total:	7,910
			100% Alberta School Foundation Fund			
867000	AL-18-23-19-4	310.80 Acres			West of Railway	
					I Individual	
	F LAND		T 1 FARMLAND		Taxable Total:	71,670
			100% Alberta School Foundation Fund			
869000	NE-19-23-19-4	160.00 Acres			I Individual	
	F LAND		T 1 FARMLAND		Taxable Total:	25,910
			100% Alberta School Foundation Fund			



2019 Assessment Roll (Valuation Date 1-July, 2019) 2020 Taxation Year, Wheatland County

Assessment Year: 2019
Tax Year: 2020

Roll	Legal Address				Total
870000	NW-19-23-19-4	156.00 Acres		I Individual	
	F LAND		T 1 FARMLAND 100% Alberta School Foundation Fund	Taxable Total:	29,280
871000	SE-19-23-19-4	156.62 Acres		EAST OF RAILWAY I Individual	
	F LAND		T 1 FARMLAND 100% Alberta School Foundation Fund	Taxable Total:	18,660
873000	SW-19-23-19-4	26.42 Acres		West of Railway I Individual	
	F LAND		T 1 FARMLAND 100% Alberta School Foundation Fund	Taxable Total:	5,140
874000	NE-20-23-19-4	160.00 Acres		I Individual	
	F LAND		T 1 FARMLAND 100% Alberta School Foundation Fund	Taxable Total:	20,910
875000	NW-20-23-19-4	160.00 Acres		I Individual	
	F LAND		T 1 FARMLAND 100% Alberta School Foundation Fund	Taxable Total:	17,610
876000	SE-20-23-19-4	160.00 Acres		I Individual	
	F LAND		T 1 FARMLAND 100% Alberta School Foundation Fund	Taxable Total:	26,600
877000	SW-20-23-19-4	160.00 Acres		I Individual	
	F LAND		T 1 FARMLAND 100% Alberta School Foundation Fund	Taxable Total:	22,380
878000	NE-21-23-19-4	160.00 Acres		I Individual	
	F LAND		T 1 FARMLAND 100% Alberta School Foundation Fund	Taxable Total:	29,440
879000	NW-21-23-19-4 233043 RGE RD 194	160.00 Acres		I Individual	
	F LAND & IMPROVEMENTS		T 1 FARMLAND		28,670



2019 Assessment Roll (Valuation Date 1-July, 2019) 2020 Taxation Year, Wheatland County

Assessment Year: 2019
Tax Year: 2020

Roll	Legal Address					Total
	R		T	103	RESIDENTIAL LAND & IMPROVEMENTS	187,660
					Taxable Total:	216,330
	R		E	901	RURAL RESIDENCE EXEMPTION (RAP)	61,540
	R		E	903	FARM BUILDING EXEMPT	4,300
				100%	Alberta School Foundation Fund	65,840
					Exempt Total:	282,170
					Totals:	
880000	SE-21-23-19-4	160.00 Acres			I Individual	
	F	LAND	T	1	FARMLAND	
				100%	Alberta School Foundation Fund	26,970
881000	SW-21-23-19-4	160.00 Acres			I Individual	
	F	LAND	T	1	FARMLAND	
				100%	Alberta School Foundation Fund	25,370
882000	NE-22-23-19-4	160.00 Acres			I Individual	
	F	LAND	T	1	FARMLAND	
				100%	Alberta School Foundation Fund	30,660
883000	NW-22-23-19-4	160.00 Acres			I Individual	
	F	LAND	T	1	FARMLAND	
				100%	Alberta School Foundation Fund	27,110
884000	SE-22-23-19-4	160.00 Acres			I Individual	
	F	LAND	T	1	FARMLAND	
				100%	Alberta School Foundation Fund	24,410
885000	SW-22-23-19-4	160.00 Acres			I Individual	
	F	LAND	T	1	FARMLAND	
				100%	Alberta School Foundation Fund	27,060
886000	NE-23-23-19-4	160.00 Acres			C Corporation	
	F	LAND	T	1	FARMLAND	
				100%	Alberta School Foundation Fund	28,490
887000	NW-23-23-19-4	160.00 Acres			C Corporation	



2019 Assessment Roll (Valuation Date 1-July, 2019) 2020 Taxation Year, Wheatland County

Assessment Year: 2019
Tax Year: 2020

Roll	Legal Address					Total
	F	LAND	T	1	FARMLAND	Taxable Total: 27,670
					100% Alberta School Foundation Fund	
888000	SE-23-23-19-4	160.00 Acres				C Corporation
	F	LAND	T	1	FARMLAND	Taxable Total: 22,600
					100% Alberta School Foundation Fund	
889000	SW-23-23-19-4	160.00 Acres				C Corporation
	F	LAND	T	1	FARMLAND	Taxable Total: 19,300
					100% Alberta School Foundation Fund	
890000	NE-24-23-19-4	160.00 Acres				C Corporation
	F	LAND	T	1	FARMLAND	Taxable Total: 19,940
					100% Alberta School Foundation Fund	
891000	NW-24-23-19-4	160.00 Acres				C Corporation
	F	LAND	T	1	FARMLAND	Taxable Total: 23,470
					100% Alberta School Foundation Fund	
892000	SE-24-23-19-4	160.00 Acres				C Corporation
	F	LAND	T	1	FARMLAND	Taxable Total: 26,940
					100% Alberta School Foundation Fund	
893000	SW-24-23-19-4	160.00 Acres				C Corporation
	F	LAND	T	1	FARMLAND	Taxable Total: 25,170
					100% Alberta School Foundation Fund	
894000	NE-25-23-19-4	160.00 Acres				C Corporation
	F	LAND	T	1	FARMLAND	Taxable Total: 26,320
					100% Alberta School Foundation Fund	
895000	NW-25-23-19-4	160.00 Acres				C Corporation
	F	LAND	T	1	FARMLAND	Taxable Total: 27,810
					100% Alberta School Foundation Fund	



2019 Assessment Roll (Valuation Date 1-July, 2019) 2020 Taxation Year, Wheatland County

Assessment Year: 2019
Tax Year: 2020

Roll	Legal Address	Total
896000	SE-25-23-19-4 160.00 Acres	
	F LAND T 1 FARMLAND 100% Alberta School Foundation Fund C Corporation	
	Taxable Total:	15,000
897000	SW-25-23-19-4 160.00 Acres	
	F LAND T 1 FARMLAND 100% Alberta School Foundation Fund C Corporation	
	Taxable Total:	23,400
898000	NE-26-23-19-4 160.00 Acres	
	F LAND T 1 FARMLAND 100% Alberta School Foundation Fund C Corporation	
	Taxable Total:	27,820
899000	NW-26-23-19-4 160.00 Acres	
	F LAND T 1 FARMLAND 100% Alberta School Foundation Fund I Individual	
	Taxable Total:	29,180
900000	SE-26-23-19-4 160.00 Acres	
	F LAND T 1 FARMLAND 100% Alberta School Foundation Fund C Corporation	
	Taxable Total:	28,400
901000	SW-26-23-19-4 160.00 Acres	
	F LAND T 1 FARMLAND 100% Alberta School Foundation Fund I Individual	
	Taxable Total:	29,520
902000	NE-27-23-19-4 160.00 Acres	
	F LAND T 1 FARMLAND 100% Alberta School Foundation Fund C Corporation	
	Taxable Total:	28,050
903000	NW-27-23-19-4 160.00 Acres	
	F LAND T 1 FARMLAND 100% Alberta School Foundation Fund C Corporation	
	Taxable Total:	27,430
904000	SE-27-23-19-4 160.00 Acres	
	F LAND T 1 FARMLAND C Corporation	
	Taxable Total:	25,130



2019 Assessment Roll (Valuation Date 1-July, 2019) 2020 Taxation Year, Wheatland County

Assessment Year: 2019
Tax Year: 2020

Roll	Legal Address						Total
	100% Alberta School Foundation Fund						
905000	SW-27-23-19-4	160.00 Acres					
			C Corporation				
	F	LAND	T	1	FARMLAND	Taxable Total:	23,940
	100% Alberta School Foundation Fund						
906000	NE-28-23-19-4	160.00 Acres					
			I Individual				
	F	LAND	T	1	FARMLAND	Taxable Total:	19,730
	100% Alberta School Foundation Fund						
907000	NW-28-23-19-4	160.00 Acres					
			I Individual				
	F	LAND	T	1	FARMLAND	Taxable Total:	12,630
	100% Alberta School Foundation Fund						
908000	SE-28-23-19-4	160.00 Acres					
			I Individual				
	F	LAND	T	1	FARMLAND	Taxable Total:	15,710
	100% Alberta School Foundation Fund						
909000	SW-28-23-19-4	160.00 Acres					
			I Individual				
	F	LAND	T	1	FARMLAND	Taxable Total:	23,030
	100% Alberta School Foundation Fund						
910000	NE-29-23-19-4	152.46 Acres					
			I Individual				
	F	LAND & IMPROVEMENTS	T	1	FARMLAND		8,950
	R		T	103	RESIDENTIAL LAND & IMPROVEMENTS		172,810
			Taxable Total:				181,760
	R		E	901	RURAL RESIDENCE EXEMPTION (RAP)		61,540
	R		E	903	FARM BUILDING EXEMPT		7,250
			100% Alberta School Foundation Fund				
			Exempt Total:				68,790
			Totals:				250,550
910010	9511632 1 NE-29-23-19-4 7.54 Acres		SOUTHEAST CORNER				
	234056 RGE RD 194		I Individual				
	F	LAND & IMPROVEMENTS	T	1	FARMLAND		270
	R		T	103	RESIDENTIAL LAND & IMPROVEMENTS		182,260
			Taxable Total:				182,530
	R		E	901	RURAL RESIDENCE EXEMPTION (RAP)		61,540



2019 Assessment Roll (Valuation Date 1-July, 2019) 2020 Taxation Year, Wheatland County

Assessment Year: 2019
Tax Year: 2020

Roll	Legal Address					Total
			100% Alberta School Foundation Fund			Totals: 244,070
911000	NW-29-23-19-4	160.00 Acres				I Individual
	F LAND		T	1 FARMLAND		Taxable Total: 18,630
			100% Alberta School Foundation Fund			
912000	SE-29-23-19-4	160.00 Acres				I Individual
	F LAND		T	1 FARMLAND		Taxable Total: 28,780
			100% Alberta School Foundation Fund			
913000	SW-29-23-19-4	160.00 Acres				I Individual
	F LAND		T	1 FARMLAND		Taxable Total: 28,730
			100% Alberta School Foundation Fund			
914000	NE-30-23-19-4	160.00 Acres				C Corporation
	F LAND		T	1 FARMLAND		Taxable Total: 37,270
			100% Alberta School Foundation Fund			
915000	NW-30-23-19-4	157.01 Acres				C Corporation
	F LAND		T	1 FARMLAND		Taxable Total: 35,120
			100% Alberta School Foundation Fund			
916000	SE-30-23-19-4	160.00 Acres				C Corporation
	F LAND		T	1 FARMLAND		Taxable Total: 37,010
			100% Alberta School Foundation Fund			
917000	SW-30-23-19-4	156.94 Acres				C Corporation
	F LAND		T	1 FARMLAND		Taxable Total: 33,970
			100% Alberta School Foundation Fund			
918000	NE-31-23-19-4	160.00 Acres				C Corporation
	F LAND		T	1 FARMLAND		Taxable Total: 36,410
			100% Alberta School Foundation Fund			
919000	NW-31-23-19-4 195077 HWY 561	157.16 Acres				C Corporation



2019 Assessment Roll (Valuation Date 1-July, 2019) 2020 Taxation Year, Wheatland County

Assessment Year: 2019
Tax Year: 2020

Roll	Legal Address					Total
	F	LAND & IMPROVEMENTS	T	1	FARMLAND	32,850
	R		T	103	RESIDENTIAL LAND & IMPROVEMENTS	121,660
	Taxable Total:					154,510
	R		E	901	RURAL RESIDENCE EXEMPTION (RAP)	61,540
	100% Alberta School Foundation Fund					Totals: 216,050
920000	SE-31-23-19-4	160.00 Acres				C Corporation
	F	LAND	T	1	FARMLAND	Taxable Total: 34,450
	100% Alberta School Foundation Fund					
	921000	SW-31-23-19-4	157.08 Acres	C Corporation		
	F	LAND	T	1	FARMLAND	Taxable Total: 33,830
	100% Alberta School Foundation Fund					
	922000	NE-32-23-19-4	160.00 Acres	I Individual		
	F	LAND	T	1	FARMLAND	Taxable Total: 31,770
	100% Alberta School Foundation Fund					
	923000	NW-32-23-19-4	160.00 Acres	I Individual		
	F	LAND	T	1	FARMLAND	Taxable Total: 36,390
	100% Alberta School Foundation Fund					
	924000	SE-32-23-19-4	160.00 Acres	I Individual		
		235030 RGE RD 194				
	F	LAND & IMPROVEMENTS	T	1	FARMLAND	27,710
	R		T	103	RESIDENTIAL LAND & IMPROVEMENTS	228,160
	Taxable Total:					255,870
	R		E	901	RURAL RESIDENCE EXEMPTION (RAP)	61,540
	100% Alberta School Foundation Fund					Totals: 317,410
	925000	SW-32-23-19-4	160.00 Acres	I Individual		
	F	LAND	T	1	FARMLAND	Taxable Total: 35,510
	100% Alberta School Foundation Fund					
	926000	NE-33-23-19-4	160.00 Acres	I Individual		
	F	LAND	T	1	FARMLAND	Taxable Total: 26,150
	100% Alberta School Foundation Fund					



2019 Assessment Roll (Valuation Date 1-July, 2019) 2020 Taxation Year, Wheatland County

Assessment Year: 2019
Tax Year: 2020

Roll	Legal Address	Total
927000	NW-33-23-19-4 160.00 Acres 235071 RGE RD 194	I Individual
	F LAND & IMPROVEMENTS T 1 FARMLAND	30,230
	R T 103 RESIDENTIAL LAND & IMPROVEMENTS	87,600
		Taxable Total: 117,830
	R E 901 RURAL RESIDENCE EXEMPTION (RAP)	33,700
	100% Alberta School Foundation Fund	Totals: 151,530
928000	SE-33-23-19-4 160.00 Acres	I Individual
	F LAND T 1 FARMLAND	Taxable Total: 26,120
	100% Alberta School Foundation Fund	
929000	SW-33-23-19-4 157.01 Acres	I Individual
	F LAND T 1 FARMLAND	Taxable Total: 12,330
	100% Alberta School Foundation Fund	
929010	9813329 1 SW-33-23-19-4 2.99 Acres 235001 RGE RD 194	SOUTHWEST CORNER I Individual
	R LAND & IMPROVEMENTS T 103 RESIDENTIAL LAND & IMPROVEMENTS	183,990
	R E 901 RURAL RESIDENCE EXEMPTION (RAP)	61,540
	R E 903 FARM BUILDING EXEMPT	5,840
	100% Alberta School Foundation Fund	Exempt Total: 67,380
		Totals: 251,370
930000	NE-34-23-19-4 160.00 Acres	I Individual
	F LAND T 1 FARMLAND	Taxable Total: 26,620
	100% Alberta School Foundation Fund	
931000	NW-34-23-19-4 160.00 Acres	I Individual
	F LAND T 1 FARMLAND	Taxable Total: 26,300
	100% Alberta School Foundation Fund	
932000	SE-34-23-19-4 160.00 Acres	I Individual
	F LAND T 1 FARMLAND	Taxable Total: 29,380
	100% Alberta School Foundation Fund	
933000	SW-34-23-19-4 160.00 Acres	I Individual



2019 Assessment Roll (Valuation Date 1-July, 2019) 2020 Taxation Year, Wheatland County

Assessment Year: 2019
Tax Year: 2020

Roll	Legal Address					Total
	F	LAND	T	1	FARMLAND	
					100% Alberta School Foundation Fund	Taxable Total: 26,210
934000	NE-35-23-19-4	160.00 Acres				I Individual
	F	LAND	T	1	FARMLAND	
					100% Alberta School Foundation Fund	Taxable Total: 27,810
935000	NW-35-23-19-4	160.00 Acres				C Corporation
	F	LAND	T	1	FARMLAND	
					100% Alberta School Foundation Fund	Taxable Total: 28,130
936000	SE-35-23-19-4	160.00 Acres				I Individual
	F	LAND	T	1	FARMLAND	
					100% Alberta School Foundation Fund	Taxable Total: 28,670
937000	SW-35-23-19-4	160.00 Acres				C Corporation
	F	LAND	T	1	FARMLAND	
					100% Alberta School Foundation Fund	Taxable Total: 27,930
938000	NE-36-23-19-4	160.00 Acres				I Individual
	F	LAND	T	1	FARMLAND	
					100% Alberta School Foundation Fund	Taxable Total: 27,060
939000	NW-36-23-19-4	160.00 Acres				I Individual
	F	LAND	T	1	FARMLAND	
					100% Alberta School Foundation Fund	Taxable Total: 27,250
940000	SE-36-23-19-4	160.00 Acres				I Individual
	F	LAND	T	1	FARMLAND	
					100% Alberta School Foundation Fund	Taxable Total: 25,730
941000	SW-36-23-19-4	160.00 Acres				I Individual
	F	LAND	T	1	FARMLAND	
					100% Alberta School Foundation Fund	Taxable Total: 23,900



2019 Assessment Roll (Valuation Date 1-July, 2019) 2020 Taxation Year, Wheatland County

Assessment Year: 2019
Tax Year: 2020

Roll	Legal Address	Total
950000	NE-1-24-19-4 160.00 Acres	
	I Individual	
	F LAND T 1 FARMLAND 100% Alberta School Foundation Fund	Taxable Total: 30,440
951000	NW-1-24-19-4 160.00 Acres	
	I Individual	
	F LAND T 1 FARMLAND 100% Alberta School Foundation Fund	Taxable Total: 34,960
952000	SE-1-24-19-4 158.00 Acres	
	I Individual	
	F LAND T 1 FARMLAND 100% Alberta School Foundation Fund	Taxable Total: 28,070
953000	SW-1-24-19-4 158.00 Acres	
	I Individual	
	F LAND T 1 FARMLAND 100% Alberta School Foundation Fund	Taxable Total: 29,560
954000	NE-2-24-19-4 160.00 Acres	
	I Individual	
	F LAND T 1 FARMLAND 100% Alberta School Foundation Fund	Taxable Total: 10,470
955000	NW-2-24-19-4 160.00 Acres	
	I Individual	
	F LAND T 1 FARMLAND 100% Alberta School Foundation Fund	Taxable Total: 12,320
956000	SE-2-24-19-4 158.00 Acres	
	I Individual	
	F LAND T 1 FARMLAND 100% Alberta School Foundation Fund	Taxable Total: 9,920
957000	SW-2-24-19-4 158.00 Acres	
	I Individual	
	F LAND T 1 FARMLAND 100% Alberta School Foundation Fund	Taxable Total: 25,530
958000	NE-3-24-19-4 160.00 Acres	
	I Individual	
	F LAND T 1 FARMLAND	Taxable Total: 22,720



2019 Assessment Roll (Valuation Date 1-July, 2019) 2020 Taxation Year, Wheatland County

Assessment Year: 2019
Tax Year: 2020

Roll	Legal Address						Total
			100% Alberta School Foundation Fund				
959000	NW-3-24-19-4	160.00 Acres					
			I Individual				
	F	LAND	T	1	FARMLAND	Taxable Total:	24,700
			100% Alberta School Foundation Fund				
960000	SE-3-24-19-4	158.00 Acres					
			I Individual				
	F	LAND	T	1	FARMLAND	Taxable Total:	24,500
			100% Alberta School Foundation Fund				
961000	SW-3-24-19-4	158.00 Acres					
	192078 HWY 561		I Individual				
	F	LAND & IMPROVEMENTS	T	1	FARMLAND		24,900
	R		T	103	RESIDENTIAL LAND & IMPROVEMENTS		126,310
			Taxable Total:				151,210
	R		E	901	RURAL RESIDENCE EXEMPTION (RAP)		61,540
	R		E	903	FARM BUILDING EXEMPT		2,250
			100% Alberta School Foundation Fund				
			Exempt Total:				63,790
			Totals:				215,000
962000	NE-4-24-19-4	160.00 Acres					
			I Individual				
	F	LAND	T	1	FARMLAND	Taxable Total:	22,450
			100% Alberta School Foundation Fund				
963000	NW-4-24-19-4	158.92 Acres					
			I Individual				
	F	LAND	T	1	FARMLAND	Taxable Total:	8,460
			100% Alberta School Foundation Fund				
964000	SE-4-24-19-4	158.00 Acres					
			I Individual				
	F	LAND	T	1	FARMLAND	Taxable Total:	25,250
			100% Alberta School Foundation Fund				
965000	SW-4-24-19-4	157.01 Acres					
			I Individual				
	F	LAND	T	1	FARMLAND	Taxable Total:	25,970
			100% Alberta School Foundation Fund				
966000	NE-5-24-19-4	159.02 Acres					
			I Individual				



2019 Assessment Roll (Valuation Date 1-July, 2019) 2020 Taxation Year, Wheatland County

Assessment Year: 2019
Tax Year: 2020

Roll	Legal Address					Total
	F	LAND	T	1	FARMLAND	Taxable Total: 20,230
967000	NW-5-24-19-4	160.00 Acres			100% Alberta School Foundation Fund	
					I Individual	
	F	LAND	T	1	FARMLAND	Taxable Total: 32,600
968000	SE-5-24-19-4	157.01 Acres			100% Alberta School Foundation Fund	
					I Individual	
	F	LAND	T	1	FARMLAND	Taxable Total: 21,610
969000	SW-5-24-19-4	158.00 Acres			100% Alberta School Foundation Fund	
					I Individual	
	F	LAND	T	1	FARMLAND	Taxable Total: 34,460
970000	NE-6-24-19-4	160.00 Acres			100% Alberta School Foundation Fund	
					C Corporation	
	F	LAND	T	1	FARMLAND	Taxable Total: 33,900
971000	NW-6-24-19-4	157.03 Acres			100% Alberta School Foundation Fund	
					C Corporation	
	F	LAND	T	1	FARMLAND	Taxable Total: 34,850
972000	SE-6-24-19-4	152.99 Acres			100% Alberta School Foundation Fund	
					C Corporation	
	F	LAND	T	1	FARMLAND	Taxable Total: 32,940
972010	0610066 1 1 SE-6-24-19-4 5.00 Acres				100% Alberta School Foundation Fund	
		195006 HWY 561			SE CORNER	
					I Individual	
	F	LAND & IMPROVEMENTS	T	1	FARMLAND	320
	R		T	103	RESIDENTIAL LAND & IMPROVEMENTS	98,000
					Taxable Total:	98,320
	R		E	901	RURAL RESIDENCE EXEMPTION (RAP)	60,600
					100% Alberta School Foundation Fund	
					Totals:	158,920
973000	SW-6-24-19-4	155.15 Acres				
					C Corporation	
	F	LAND	T	1	FARMLAND	Taxable Total: 34,710



2019 Assessment Roll (Valuation Date 1-July, 2019) 2020 Taxation Year, Wheatland County

Assessment Year: 2019
Tax Year: 2020

Roll	Legal Address						Total
			100% Alberta School Foundation Fund				
974000	NE-7-24-19-4	160.00 Acres				I Individual	
	F LAND		T 1 FARMLAND			Taxable Total:	15,750
			100% Alberta School Foundation Fund				
975000	NW-7-24-19-4	146.47 Acres				I Individual	
	F LAND		T 1 FARMLAND			Taxable Total:	13,350
			100% Alberta School Foundation Fund				
976000	SE-7-24-19-4	160.00 Acres				I Individual	
	F LAND		T 1 FARMLAND			Taxable Total:	15,250
			100% Alberta School Foundation Fund				
977000	SW-7-24-19-4	157.02 Acres				C Corporation	
	F LAND		T 1 FARMLAND			Taxable Total:	21,430
			100% Alberta School Foundation Fund				
978000	NE-8-24-19-4	159.00 Acres				C Corporation	
	F LAND		T 1 FARMLAND			Taxable Total:	34,360
			100% Alberta School Foundation Fund				
979000	NW-8-24-19-4	160.00 Acres				C Corporation	
	F LAND		T 1 FARMLAND			Taxable Total:	37,230
			100% Alberta School Foundation Fund				
980000	SE-8-24-19-4	159.01 Acres				C Corporation	
	F LAND		T 1 FARMLAND			Taxable Total:	12,580
			100% Alberta School Foundation Fund				
981000	SW-8-24-19-4	160.00 Acres				C Corporation	
	F LAND		T 1 FARMLAND			Taxable Total:	31,020
			100% Alberta School Foundation Fund				
982000	NE-9-24-19-4	158.79 Acres				I Individual	



2019 Assessment Roll (Valuation Date 1-July, 2019) 2020 Taxation Year, Wheatland County

Assessment Year: 2019
Tax Year: 2020

Roll	Legal Address					Total
	F	LAND	T	1	FARMLAND	Taxable Total: 9,820
983000	NW-9-24-19-4	79.50 Acres			100% Alberta School Foundation Fund	
					SOUTH HALF	
					I Individual	
	F	LAND	T	1	FARMLAND	Taxable Total: 10,850
984000	NW-9-24-19-4	63.15 Acres			100% Alberta School Foundation Fund	
		241073 RGE RD 194			NORTH HALF	
					I Individual	
	F	LAND & IMPROVEMENTS	T	1	FARMLAND	3,790
	R		T	103	RESIDENTIAL LAND & IMPROVEMENTS	316,260
					Taxable Total:	320,050
	R		E	901	RURAL RESIDENCE EXEMPTION (RAP)	3,790
	R		E	903	FARM BUILDING EXEMPT	35,850
					100% Alberta School Foundation Fund	
					Exempt Total:	39,640
					Totals:	359,690
985000	SE-9-24-19-4	160.00 Acres				
					C Corporation	
	F	LAND	T	1	FARMLAND	Taxable Total: 9,900
986000	SW-9-24-19-4	159.01 Acres			100% Alberta School Foundation Fund	
		241031 RGE RD 194				
					I Individual	
	F	LAND & IMPROVEMENTS	T	1	FARMLAND	12,510
	R		T	103	RESIDENTIAL LAND & IMPROVEMENTS	238,710
					Taxable Total:	251,220
	R		E	901	RURAL RESIDENCE EXEMPTION (RAP)	61,540
	R		E	903	FARM BUILDING EXEMPT	13,350
					100% Alberta School Foundation Fund	
					Exempt Total:	74,890
					Totals:	326,110
987000	NE-10-24-19-4	160.00 Acres				
					I Individual	
	F	LAND	T	1	FARMLAND	Taxable Total: 17,440
					100% Alberta School Foundation Fund	
988000	NW-10-24-19-4	160.00 Acres				
					I Individual	
	F	LAND	T	1	FARMLAND	Taxable Total: 14,560
					100% Alberta School Foundation Fund	



2019 Assessment Roll (Valuation Date 1-July, 2019) 2020 Taxation Year, Wheatland County

Assessment Year: 2019
Tax Year: 2020

Roll	Legal Address				Total
989000	SE-10-24-19-4	160.00 Acres		I Individual	
	F LAND		T 1 FARMLAND	Taxable Total:	20,330
			100% Alberta School Foundation Fund		
990000	SW-10-24-19-4	160.00 Acres		I Individual	
	F LAND		T 1 FARMLAND	Taxable Total:	18,560
			100% Alberta School Foundation Fund		
991000	NE-11-24-19-4	160.00 Acres		C Corporation	
	241042 RGE RD 191				
	F LAND		T 1 FARMLAND	Taxable Total:	10,370
			100% Alberta School Foundation Fund		
992000	NW-11-24-19-4	160.00 Acres		I Individual	
	F LAND		T 1 FARMLAND	Taxable Total:	24,640
			100% Alberta School Foundation Fund		
993000	SE-11-24-19-4	160.00 Acres		I Individual	
	F LAND		T 1 FARMLAND	Taxable Total:	25,140
			100% Alberta School Foundation Fund		
994000	SW-11-24-19-4	160.00 Acres		I Individual	
	F LAND		T 1 FARMLAND	Taxable Total:	24,350
			100% Alberta School Foundation Fund		
995000	NE-12-24-19-4	160.00 Acres		I Individual	
	F LAND		T 1 FARMLAND	Taxable Total:	26,150
			100% Alberta School Foundation Fund		
996000	NW-12-24-19-4	160.00 Acres		I Individual	
	F LAND		T 1 FARMLAND	Taxable Total:	26,710
			100% Alberta School Foundation Fund		
997000	SE-12-24-19-4	160.00 Acres		I Individual	
	F LAND		T 1 FARMLAND	Taxable Total:	28,790



2019 Assessment Roll (Valuation Date 1-July, 2019) 2020 Taxation Year, Wheatland County

Assessment Year: 2019
Tax Year: 2020

Roll	Legal Address						Total
			100% Alberta School Foundation Fund				
998000	SW-12-24-19-4	160.00 Acres				I Individual	
	F LAND		T 1 FARMLAND			Taxable Total:	33,480
			100% Alberta School Foundation Fund				
999000	NE-13-24-19-4	160.00 Acres				I Individual	
	F LAND		T 1 FARMLAND			Taxable Total:	13,970
			100% Alberta School Foundation Fund				
1000000	NW-13-24-19-4	160.00 Acres				I Individual	
	F LAND		T 1 FARMLAND			Taxable Total:	27,610
			100% Alberta School Foundation Fund				
1001000	SE-13-24-19-4	156.14 Acres				I Individual	
	F LAND		T 1 FARMLAND			Taxable Total:	26,980
			100% Alberta School Foundation Fund				
1002000	SW-13-24-19-4	156.03 Acres				I Individual	
	F LAND		T 1 FARMLAND			Taxable Total:	26,200
			100% Alberta School Foundation Fund				
1003000	NE-14-24-19-4	160.00 Acres				I Individual	
	F LAND		T 1 FARMLAND			Taxable Total:	24,950
			100% Alberta School Foundation Fund				
1004000	NW-14-24-19-4	160.00 Acres				I Individual	
	F LAND		T 1 FARMLAND			Taxable Total:	10,000
			100% Alberta School Foundation Fund				
1005000	SE-14-24-19-4	155.99 Acres				I Individual	
	F LAND		T 1 FARMLAND			Taxable Total:	17,690
			100% Alberta School Foundation Fund				
1006000	SW-14-24-19-4	155.95 Acres				I Individual	



2019 Assessment Roll (Valuation Date 1-July, 2019) 2020 Taxation Year, Wheatland County

Assessment Year: 2019
Tax Year: 2020

Roll	Legal Address					Total
	F	LAND	T	1	FARMLAND	Taxable Total: 9,750
					100% Alberta School Foundation Fund	
1007000	NE-15-24-19-4	160.00 Acres				I Individual
	F	LAND	T	1	FARMLAND	Taxable Total: 9,680
					100% Alberta School Foundation Fund	
1008000	NW-15-24-19-4	160.00 Acres				I Individual
	F	LAND	T	1	FARMLAND	Taxable Total: 9,580
					100% Alberta School Foundation Fund	
1009000	SE-15-24-19-4	155.87 Acres				I Individual
	F	LAND	T	1	FARMLAND	Taxable Total: 9,430
					100% Alberta School Foundation Fund	
1010000	SW-15-24-19-4	155.94 Acres				I Individual
	F	LAND	T	1	FARMLAND	Taxable Total: 9,440
					100% Alberta School Foundation Fund	
1011000	NE-16-24-19-4	156.00 Acres				I Individual
	F	LAND	T	1	FARMLAND	Taxable Total: 9,440
					100% Alberta School Foundation Fund	
1012000	NW-16-24-19-4	145.00 Acres				NORTH OF LAKE I Individual
	F	LAND	T	1	FARMLAND	Taxable Total: 8,970
					100% Alberta School Foundation Fund	
1013000	SE-16-24-19-4	100.50 Acres				EAST OF LAKE I Individual
	F	LAND	T	1	FARMLAND	Taxable Total: 6,220
					100% Alberta School Foundation Fund	
1014000	SW-16-24-19-4	34.50 Acres				NORTHWEST CORNER, NORTH OF LAKE I Individual
	F	LAND	T	1	FARMLAND	Taxable Total: 2,070
					100% Alberta School Foundation Fund	



2019 Assessment Roll (Valuation Date 1-July, 2019) 2020 Taxation Year, Wheatland County

Assessment Year: 2019
Tax Year: 2020

Roll	Legal Address					Total
1015000	NE-17-24-19-4	160.00 Acres	I Individual			
	F LAND		T 1 FARMLAND	Taxable Total:		13,550
			100% Alberta School Foundation Fund			
1016000	NW-17-24-19-4	160.00 Acres	I Individual			
	F LAND		T 1 FARMLAND	Taxable Total:		16,020
			100% Alberta School Foundation Fund			
1017000	SE-17-24-19-4	99.00 Acres	AREA NOT COVERED BY LAKE C Corporation			
	F LAND		T 1 FARMLAND	Taxable Total:		11,640
			100% Alberta School Foundation Fund			
1018000	SW-17-24-19-4	160.00 Acres	C Corporation			
	F LAND		T 1 FARMLAND	Taxable Total:		28,990
			100% Alberta School Foundation Fund			
1019000	0815886 1 3 NE-18-24-19-4	144.33 Acres	EAST AND NORTH OF LAKE I Individual			
	F LAND		T 1 FARMLAND	Taxable Total:		7,840
			100% Alberta School Foundation Fund			
1020000	0815886 1 2 NW-18-24-19-4	102.70 Acres	AREA NOT COVERED BY LAKE I Individual			
	F LAND		T 1 FARMLAND	Taxable Total:		5,520
			100% Alberta School Foundation Fund			
1021000	SE-18-24-19-4	153.87 Acres	I Individual			
	F LAND		T 1 FARMLAND	Taxable Total:		11,280
			100% Alberta School Foundation Fund			
1022000	0815886 1 1 SW-18-24-19-4	144.09 Acres	I Individual			
	F LAND		T 1 FARMLAND	Taxable Total:		9,300
			100% Alberta School Foundation Fund			
1023000	NE-19-24-19-4	51.08 Acres	EAST OF LAKE C Corporation			
	F LAND		T 1 FARMLAND	Taxable Total:		7,080



2019 Assessment Roll (Valuation Date 1-July, 2019) 2020 Taxation Year, Wheatland County

Assessment Year: 2019
Tax Year: 2020

Roll	Legal Address							Total	
1024000	0815886 2 1	SE-19-24-19-4	113.00 Acres	100% Alberta School Foundation Fund					
	F	LAND		T	1	FARMLAND	EAST & SOUTH OF LAKE I Individual	Taxable Total:	6,140
1025000	NE-20-24-19-4		160.00 Acres	100% Alberta School Foundation Fund					
	F	LAND		T	1	FARMLAND	C Corporation	Taxable Total:	25,210
1026000	NW-20-24-19-4		156.09 Acres	100% Alberta School Foundation Fund					
	F	LAND		T	1	FARMLAND	C Corporation	Taxable Total:	32,740
1027000	SE-20-24-19-4		160.00 Acres	100% Alberta School Foundation Fund					
	F	LAND		T	1	FARMLAND	I Individual	Taxable Total:	17,560
1028000	SW-20-24-19-4		157.66 Acres	100% Alberta School Foundation Fund					
	F	LAND		T	1	FARMLAND	I Individual	Taxable Total:	17,660
1029000	NE-21-24-19-4		159.29 Acres	100% Alberta School Foundation Fund					
	F	LAND		T	1	FARMLAND	C Corporation	Taxable Total:	28,310
1030000	NW-21-24-19-4		160.00 Acres	100% Alberta School Foundation Fund					
	F	LAND		T	1	FARMLAND	C Corporation	Taxable Total:	26,010
1031000	SE-21-24-19-4		160.00 Acres	100% Alberta School Foundation Fund					
	F	LAND		T	1	FARMLAND	C Corporation	Taxable Total:	20,230
1032000	SW-21-24-19-4		160.00 Acres	100% Alberta School Foundation Fund					
							C Corporation		



2019 Assessment Roll (Valuation Date 1-July, 2019) 2020 Taxation Year, Wheatland County

Assessment Year: 2019
Tax Year: 2020

Roll	Legal Address					Total
	F	LAND	T	1	FARMLAND	Taxable Total: 23,250
					100% Alberta School Foundation Fund	
1033000	NE-22-24-19-4	156.05 Acres				C Corporation
	F	LAND	T	1	FARMLAND	Taxable Total: 25,210
					100% Alberta School Foundation Fund	
1033010	4808BM OT	NE-22-24-19-4 1.71 Acres				N. CENTRAL EDGE OF QUARTER P Provincial
	NR	LAND	E	154	OTHER PROV. IMP EXEMPT	Exempt Total: 1,140
					100% Alberta School Foundation Fund	
1034000	NW-22-24-19-4	156.90 Acres				C Corporation
	F	LAND	T	1	FARMLAND	Taxable Total: 19,960
					100% Alberta School Foundation Fund	
1035000	SE-22-24-19-4	160.00 Acres				C Corporation
	F	LAND	T	1	FARMLAND	Taxable Total: 10,450
					100% Alberta School Foundation Fund	
1036000	SW-22-24-19-4	160.00 Acres				C Corporation
	F	LAND	T	1	FARMLAND	Taxable Total: 10,050
					100% Alberta School Foundation Fund	
1037000	NE-23-24-19-4	159.64 Acres				C Corporation
	F	LAND	T	1	FARMLAND	Taxable Total: 18,240
					100% Alberta School Foundation Fund	
1038000	NW-23-24-19-4	160.00 Acres				C Corporation
	F	LAND	T	1	FARMLAND	Taxable Total: 16,260
					100% Alberta School Foundation Fund	
1039000	SE-23-24-19-4	160.00 Acres				C Corporation
	F	LAND	T	1	FARMLAND	Taxable Total: 25,280
					100% Alberta School Foundation Fund	



2019 Assessment Roll (Valuation Date 1-July, 2019) 2020 Taxation Year, Wheatland County

Assessment Year: 2019
Tax Year: 2020

Roll	Legal Address					Total
1040000	SW-23-24-19-4	160.00 Acres			C Corporation	
	F LAND		T 1 FARMLAND	Taxable Total:		10,230
			100% Alberta School Foundation Fund			
1041000	NE-24-24-19-4	160.00 Acres			C Corporation	
	F LAND		T 1 FARMLAND	Taxable Total:		24,840
			100% Alberta School Foundation Fund			
1042000	NW-24-24-19-4	160.00 Acres			C Corporation	
	F LAND		T 1 FARMLAND	Taxable Total:		27,650
			100% Alberta School Foundation Fund			
1043000	SE-24-24-19-4	160.00 Acres			C Corporation	
	F LAND		T 1 FARMLAND	Taxable Total:		16,260
			100% Alberta School Foundation Fund			
1044000	SW-24-24-19-4	160.00 Acres			C Corporation	
	F LAND		T 1 FARMLAND	Taxable Total:		31,630
			100% Alberta School Foundation Fund			
1045000	NE-25-24-19-4	160.00 Acres			C Corporation	
	F LAND		T 1 FARMLAND	Taxable Total:		10,000
			100% Alberta School Foundation Fund			
1046000	NW-25-24-19-4	160.00 Acres			C Corporation	
	F LAND		T 1 FARMLAND	Taxable Total:		10,110
			100% Alberta School Foundation Fund			
1047000	SE-25-24-19-4	159.28 Acres			C Corporation	
	F LAND		T 1 FARMLAND	Taxable Total:		10,060
			100% Alberta School Foundation Fund			
1048000	SW-25-24-19-4	156.68 Acres			C Corporation	
	F LAND		T 1 FARMLAND	Taxable Total:		10,270



2019 Assessment Roll (Valuation Date 1-July, 2019) 2020 Taxation Year, Wheatland County

Assessment Year: 2019
Tax Year: 2020

Roll	Legal Address						Total
			100% Alberta School Foundation Fund				
1049000	NE-26-24-19-4	159.21 Acres				C Corporation	
	F LAND		T 1 FARMLAND			Taxable Total:	11,260
			100% Alberta School Foundation Fund				
1050000	NW-26-24-19-4	160.00 Acres				I Individual	
	F LAND		T 1 FARMLAND			Taxable Total:	26,490
			100% Alberta School Foundation Fund				
1051000	SE-26-24-19-4	156.71 Acres				C Corporation	
	F LAND		T 1 FARMLAND			Taxable Total:	10,050
			100% Alberta School Foundation Fund				
1052000	SW-26-24-19-4	160.00 Acres				I Individual	
	F LAND		T 1 FARMLAND			Taxable Total:	24,650
			100% Alberta School Foundation Fund				
1053000	NE-27-24-19-4	160.00 Acres				I Individual	
	F LAND		T 1 FARMLAND			Taxable Total:	26,070
			100% Alberta School Foundation Fund				
1054000	NW-27-24-19-4	160.00 Acres				I Individual	
	F LAND		T 1 FARMLAND			Taxable Total:	20,820
			100% Alberta School Foundation Fund				
1055000	SE-27-24-19-4	160.00 Acres				I Individual	
	F LAND		T 1 FARMLAND			Taxable Total:	28,090
			100% Alberta School Foundation Fund				
1056000	SW-27-24-19-4	160.00 Acres				I Individual	
	F LAND		T 1 FARMLAND			Taxable Total:	14,700
			100% Alberta School Foundation Fund				
1057000	NE-28-24-19-4	160.00 Acres				I Individual	



2019 Assessment Roll (Valuation Date 1-July, 2019) 2020 Taxation Year, Wheatland County

Assessment Year: 2019
Tax Year: 2020

Roll	Legal Address					Total
	F	LAND	T	1	FARMLAND	
					100% The Golden Hills Reg. Div. 15	Taxable Total: 9,900
1058000	NW-28-24-19-4	160.00 Acres				I Individual
	F	LAND	T	1	FARMLAND	
					100% The Golden Hills Reg. Div. 15	Taxable Total: 10,110
1059000	SE-28-24-19-4	160.00 Acres				I Individual
	F	LAND	T	1	FARMLAND	
					100% The Golden Hills Reg. Div. 15	Taxable Total: 10,320
1060000	SW-28-24-19-4	160.00 Acres				I Individual
	F	LAND	T	1	FARMLAND	
					100% The Golden Hills Reg. Div. 15	Taxable Total: 10,320
1061000	NE-29-24-19-4	160.00 Acres				C Corporation
	F	LAND	T	1	FARMLAND	
					100% Alberta School Foundation Fund	Taxable Total: 25,850
1062000	NW-29-24-19-4	157.04 Acres				C Corporation
	F	LAND	T	1	FARMLAND	
					100% Alberta School Foundation Fund	Taxable Total: 31,420
1063000	SE-29-24-19-4	160.00 Acres				C Corporation
	F	LAND	T	1	FARMLAND	
					100% Alberta School Foundation Fund	Taxable Total: 32,820
1064000	SW-29-24-19-4	157.10 Acres				C Corporation
	F	LAND	T	1	FARMLAND	
					100% Alberta School Foundation Fund	Taxable Total: 33,200
1065000	NE-30-24-19-4	157.30 Acres				I Individual
	F	LAND	T	1	FARMLAND	
					100% Alberta School Foundation Fund	Taxable Total: 28,710



2019 Assessment Roll (Valuation Date 1-July, 2019) 2020 Taxation Year, Wheatland County

Assessment Year: 2019
Tax Year: 2020

Roll	Legal Address					Total
1066000	NW-30-24-19-4	160.00 Acres				
			I	Individual		
	F	LAND	T	1	FARMLAND	
					100% Alberta School Foundation Fund	
					Taxable Total:	30,020
1067000	SE-30-24-19-4	72.82 Acres				
			PORTION EAST OF LAKE			
			I	Individual		
	F	LAND	T	1	FARMLAND	
					100% Alberta School Foundation Fund	
					Taxable Total:	11,450
1068000	SW-30-24-19-4	55.00 Acres				
			PORTION NORTH OF LAKE			
			I	Individual		
	F	LAND	T	1	FARMLAND	
					100% Alberta School Foundation Fund	
					Taxable Total:	7,360
1069000	NE-31-24-19-4	157.57 Acres				
			I	Individual		
	F	LAND	T	1	FARMLAND	
					100% Alberta School Foundation Fund	
					Taxable Total:	11,350
1070000	NW-31-24-19-4	158.97 Acres				
			I	Individual		
	F	LAND	T	1	FARMLAND	
					100% Alberta School Foundation Fund	
					Taxable Total:	30,300
1071000	SE-31-24-19-4	157.30 Acres				
	245010A HWY 56		I	Individual		
	F	LAND & IMPROVEMENTS	T	1	FARMLAND	13,780
	R		T	103	RESIDENTIAL LAND & IMPROVEMENTS	201,360
					Taxable Total:	215,140
	R		E	901	RURAL RESIDENCE EXEMPTION (RAP)	88,040
					100% Alberta School Foundation Fund	
					Totals:	303,180
1072000	SW-31-24-19-4	160.00 Acres				
			I	Individual		
	F	LAND	T	1	FARMLAND	
					100% Alberta School Foundation Fund	
					Taxable Total:	27,860
1073000	NE-32-24-19-4	159.58 Acres				
			I	Individual		
	F	LAND	T	1	FARMLAND	
					100% Alberta School Foundation Fund	
					Taxable Total:	25,180



2019 Assessment Roll (Valuation Date 1-July, 2019) 2020 Taxation Year, Wheatland County

Assessment Year: 2019
Tax Year: 2020

Roll	Legal Address	Total
1074000	NW-32-24-19-4 154.38 Acres	
	I Individual	
	F LAND T 1 FARMLAND 100% Alberta School Foundation Fund	Taxable Total: 27,630
1075000	SE-32-24-19-4 160.00 Acres	
	I Individual	
	F LAND T 1 FARMLAND 100% Alberta School Foundation Fund	Taxable Total: 26,190
1076000	SW-32-24-19-4 157.37 Acres	
	I Individual	
	F LAND T 1 FARMLAND 100% Alberta School Foundation Fund	Taxable Total: 28,680
1077000	NE-33-24-19-4 160.00 Acres 245052 RGE RD 193	
	I Individual	
	F LAND & IMPROVEMENTS T 1 FARMLAND	25,610
	R T 103 RESIDENTIAL LAND & IMPROVEMENTS	348,590
		Taxable Total: 374,200
	R E 901 RURAL RESIDENCE EXEMPTION (RAP)	25,610
	R E 903 FARM BUILDING EXEMPT	142,670
	100% Alberta School Foundation Fund	Exempt Total: 168,280
		Totals: 542,480
1078000	NW-33-24-19-4 158.73 Acres	
	I Individual	
	F LAND T 1 FARMLAND 100% Alberta School Foundation Fund	Taxable Total: 10,750
1079000	SE-33-24-19-4 160.00 Acres	
	I Individual	
	F LAND T 1 FARMLAND 100% The Golden Hills Reg. Div. 15	Taxable Total: 10,110
1080000	SW-33-24-19-4 160.00 Acres	
	I Individual	
	F LAND T 1 FARMLAND 100% The Golden Hills Reg. Div. 15	Taxable Total: 10,110
1081000	NE-34-24-19-4 160.00 Acres	
	C Corporation	
	F LAND T 1 FARMLAND	Taxable Total: 29,850



2019 Assessment Roll (Valuation Date 1-July, 2019) 2020 Taxation Year, Wheatland County

Assessment Year: 2019
Tax Year: 2020

Roll	Legal Address						Total
			100% Alberta School Foundation Fund				
1082000	NW-34-24-19-4	160.00 Acres					
	192079 TWP RD 250		C Corporation				
	F LAND & IMPROVEMENTS		T 1	FARMLAND			24,820
	R		T 103	RESIDENTIAL LAND & IMPROVEMENTS			170,460
			Taxable Total:				195,280
	R		E 901	RURAL RESIDENCE EXEMPTION (RAP)			61,540
			100% Alberta School Foundation Fund				
			Totals:				256,820
1083000	SE-34-24-19-4	160.00 Acres					
			I Individual				
	F LAND		T 1	FARMLAND		Taxable Total:	27,680
			100% The Golden Hills Reg. Div. 15				
1084000	SW-34-24-19-4	160.00 Acres					
			I Individual				
	F LAND		T 1	FARMLAND		Taxable Total:	23,810
			100% The Golden Hills Reg. Div. 15				
1085000	NE-35-24-19-4	160.00 Acres					
			C Corporation				
	F LAND		T 1	FARMLAND		Taxable Total:	32,010
			100% Alberta School Foundation Fund				
1086000	NW-35-24-19-4	160.00 Acres					
			I Individual				
	F LAND		T 1	FARMLAND		Taxable Total:	28,030
			100% Alberta School Foundation Fund				
1087000	SE-35-24-19-4	160.00 Acres					
			C Corporation				
	F LAND		T 1	FARMLAND		Taxable Total:	17,250
			100% Alberta School Foundation Fund				
1088000	SW-35-24-19-4	160.00 Acres					
			I Individual				
	F LAND		T 1	FARMLAND		Taxable Total:	25,340
			100% Alberta School Foundation Fund				
1089000	NE-36-24-19-4	160.00 Acres					
			I Individual				
	F LAND		T 1	FARMLAND		Taxable Total:	30,370



2019 Assessment Roll (Valuation Date 1-July, 2019) 2020 Taxation Year, Wheatland County

Assessment Year: 2019
Tax Year: 2020

Roll	Legal Address						Total
			100% Alberta School Foundation Fund				
1090000	1311532 1 2 NW-36-24-19-4 159.75 Acres 245075 RGE RD 191					I Individual	
	F LAND & IMPROVEMENTS	T 1	FARMLAND				31,550
	R	T 103	RESIDENTIAL LAND & IMPROVEMENTS				229,800
						Taxable Total:	261,350
	R	E 901	RURAL RESIDENCE EXEMPTION (RAP)				31,550
	R	E 903	FARM BUILDING EXEMPT				3,450
		100% Alberta School Foundation Fund				Exempt Total:	35,000
						Totals:	296,350
1091000	SE-36-24-19-4 160.00 Acres					C Corporation	
	F LAND	T 1	FARMLAND			Taxable Total:	9,900
		100% Alberta School Foundation Fund					
1092000	SW-36-24-19-4 160.00 Acres					I Individual	
	F LAND	T 1	FARMLAND			Taxable Total:	28,850
		100% Alberta School Foundation Fund					
1093000	NE-1-25-19-4 160.00 Acres					I Individual	
	F LAND	T 1	FARMLAND			Taxable Total:	31,840
		100% Alberta School Foundation Fund					
1094000	NW-1-25-19-4 160.00 Acres					I Individual	
	F LAND	T 1	FARMLAND			Taxable Total:	33,750
		100% Alberta School Foundation Fund					
1095000	SE-1-25-19-4 160.00 Acres					I Individual	
	F LAND	T 1	FARMLAND			Taxable Total:	29,100
		100% Alberta School Foundation Fund					
1096000	SW-1-25-19-4 160.00 Acres					I Individual	
	F LAND	T 1	FARMLAND			Taxable Total:	32,350
		100% Alberta School Foundation Fund					
1097000	NE-2-25-19-4 160.00 Acres					I Individual	



2019 Assessment Roll (Valuation Date 1-July, 2019) 2020 Taxation Year, Wheatland County

Assessment Year: 2019
Tax Year: 2020

Roll	Legal Address					Taxable Total:	Total
	F	LAND	T	1	FARMLAND		
					100% Alberta School Foundation Fund		36,040
1098000	NW-2-25-19-4	160.00 Acres				I Individual	
	F	LAND	T	1	FARMLAND		27,590
					100% Alberta School Foundation Fund		
1099000	SE-2-25-19-4	160.00 Acres				C Corporation	
	F	LAND	T	1	FARMLAND		30,560
					100% Alberta School Foundation Fund		
1100000	SW-2-25-19-4	160.00 Acres				I Individual	
	F	LAND	T	1	FARMLAND		29,520
					100% Alberta School Foundation Fund		
1101000	NE-3-25-19-4	160.00 Acres				I Individual	
	F	LAND	T	1	FARMLAND		28,460
					100% Alberta School Foundation Fund		
1102000	NW-3-25-19-4	160.00 Acres				I Individual	
	F	LAND	T	1	FARMLAND		32,230
					100% Alberta School Foundation Fund		
1103000	SE-3-25-19-4	160.00 Acres				I Individual	
	F	LAND	T	1	FARMLAND		31,230
					100% Alberta School Foundation Fund		
1104000	SW-3-25-19-4	160.00 Acres				I Individual	
		192076 TWP RD 250					
	F	LAND & IMPROVEMENTS	T	1	FARMLAND		30,840
	R		T	103	RESIDENTIAL LAND & IMPROVEMENTS		263,790
						Taxable Total:	294,630
	R		E	901	RURAL RESIDENCE EXEMPTION (RAP)		92,310
					100% Alberta School Foundation Fund	Totals:	386,940
1105000	NE-4-25-19-4	160.00 Acres				I Individual	
	F	LAND	T	1	FARMLAND		35,470



2019 Assessment Roll (Valuation Date 1-July, 2019) 2020 Taxation Year, Wheatland County

Assessment Year: 2019
Tax Year: 2020

Roll	Legal Address						Total
			100% The Golden Hills Reg. Div. 15				
1106000	NW-4-25-19-4	160.00 Acres				I Individual	
	F LAND		T 1	FARMLAND		Taxable Total:	29,410
			100% The Golden Hills Reg. Div. 15				
1107000	SE-4-25-19-4	159.66 Acres				I Individual	
	F LAND		T 1	FARMLAND		Taxable Total:	26,270
			100% Alberta School Foundation Fund				
1108000	SW-4-25-19-4	159.17 Acres				C Corporation	
	F LAND		T 1	FARMLAND		Taxable Total:	28,560
			100% Alberta School Foundation Fund				
1109000	NE-5-25-19-4	160.00 Acres				I Individual	
	F LAND		T 1	FARMLAND		Taxable Total:	30,250
			100% The Golden Hills Reg. Div. 15				
1110000	NW-5-25-19-4	153.24 Acres				NORTH & EAST OF ROAD I Individual	
	F LAND		T 1	FARMLAND		Taxable Total:	24,650
			100% Alberta School Foundation Fund				
1111010	SE-5-25-19-4	148.61 Acres				I Individual	
	F LAND		T 1	FARMLAND		Taxable Total:	29,250
			100% The Golden Hills Reg. Div. 15				
1111020	1612546 3 2 SE-5-25-19-4 3.93 Acres 194024 TWP RD 250					300m East of SW corner I Individual	
	R LAND & IMPROVEMENTS		T 103	RESIDENTIAL LAND & IMPROVEMENTS			222,060
	R		E 901	RURAL RESIDENCE EXEMPTION (RAP)			61,540
			100% Alberta School Foundation Fund				
			Totals:				283,600
1111030	1612546 3 3 SE-5-25-19-4 7.47 Acres 194030 TWP RD 250					65m East of SW corner Shop leased for Trucking Business I Individual	
	R LAND & IMPROVEMENTS		T 103	RESIDENTIAL LAND & IMPROVEMENTS			365,700
	NR		T 105	NON-RESEIDENTIAL LAND & IMPROVEMENTS			268,130
			100% Alberta School Foundation Fund				
			Taxable Total:				633,830



2019 Assessment Roll (Valuation Date 1-July, 2019) 2020 Taxation Year, Wheatland County

Assessment Year: 2019
Tax Year: 2020

Roll	Legal Address				Total
1112000	SW-5-25-19-4	150.30 Acres		I Individual	
	F LAND		T 1 FARMLAND	Taxable Total:	25,550
			100% Alberta School Foundation Fund		
1113000	NE-6-25-19-4	159.18 Acres		I Individual	
	F LAND		T 1 FARMLAND	Taxable Total:	15,830
			100% Alberta School Foundation Fund		
1114000	NW-6-25-19-4	160.00 Acres		I Individual	
	F LAND		T 1 FARMLAND	Taxable Total:	10,780
			100% Alberta School Foundation Fund		
1115000	SE-6-25-19-4	108.48 Acres		PT LSD1,2,7,8 AROUND COMP ST C Corporation	
	F LAND		T 1 FARMLAND	Taxable Total:	7,820
			100% Alberta School Foundation Fund		
1116000	SW-6-25-19-4	158.97 Acres		I Individual	
	F LAND		T 1 FARMLAND	Taxable Total:	32,880
			100% Alberta School Foundation Fund		
1117000	NE-7-25-19-4	157.34 Acres		I Individual	
	F LAND		T 1 FARMLAND	Taxable Total:	31,090
			100% The Golden Hills Reg. Div. 15		
1118000	NW-7-25-19-4	160.00 Acres		I Individual	
	F LAND		T 1 FARMLAND	Taxable Total:	11,580
			100% Alberta School Foundation Fund		
1119000	SE-7-25-19-4	157.44 Acres		I Individual	
	F LAND		T 1 FARMLAND	Taxable Total:	9,790
			100% Alberta School Foundation Fund		
1120000	SW-7-25-19-4	160.00 Acres		I Individual	
	F LAND		T 1 FARMLAND	Taxable Total:	8,260



2019 Assessment Roll (Valuation Date 1-July, 2019) 2020 Taxation Year, Wheatland County

Assessment Year: 2019
Tax Year: 2020

Roll	Legal Address						Total
1121000	NE-8-25-19-4	160.00 Acres	100% Alberta School Foundation Fund				
			I Individual				
	F LAND		T 1 FARMLAND			Taxable Total:	32,510
			100% Alberta School Foundation Fund				
1122000	NW-8-25-19-4	157.57 Acres					
			I Individual				
	F LAND		T 1 FARMLAND			Taxable Total:	30,320
			100% The Golden Hills Reg. Div. 15				
1123000	SE-8-25-19-4	160.00 Acres					
			I Individual				
	F LAND		T 1 FARMLAND			Taxable Total:	32,680
			100% Alberta School Foundation Fund				
1124000	SW-8-25-19-4	157.48 Acres					
			I Individual				
	F LAND		T 1 FARMLAND			Taxable Total:	28,660
			100% Alberta School Foundation Fund				
1125000	NE-9-25-19-4	158.38 Acres					
			I Individual				
	F LAND		T 1 FARMLAND			Taxable Total:	29,040
			100% The Golden Hills Reg. Div. 15				
1126000	NW-9-25-19-4	160.00 Acres					
	193059 TWP RD 252		I Individual				
	F LAND & IMPROVEMENTS		T 1 FARMLAND				25,760
	R		T 103 RESIDENTIAL LAND & IMPROVEMENTS				436,540
			Taxable Total:				462,300
	R		E 901 RURAL RESIDENCE EXEMPTION (RAP)				92,310
	R		E 903 FARM BUILDING EXEMPT				19,950
			100% The Golden Hills Reg. Div. 15				
			Exempt Total:				112,260
			Totals:				574,560
1127000	SE-9-25-19-4	160.00 Acres					
			I Individual				
	F LAND		T 1 FARMLAND			Taxable Total:	25,480
			100% The Golden Hills Reg. Div. 15				
1128000	SW-9-25-19-4	160.00 Acres					
			I Individual				



2019 Assessment Roll (Valuation Date 1-July, 2019) 2020 Taxation Year, Wheatland County

Assessment Year: 2019
Tax Year: 2020

Roll	Legal Address					Total
	F	LAND	T	1	FARMLAND	Taxable Total: 29,650
1129000	NE-10-25-19-4	160.00 Acres			100% The Golden Hills Reg. Div. 15	
					C Corporation	
	F	LAND	T	1	FARMLAND	Taxable Total: 28,210
1130000	NW-10-25-19-4	160.00 Acres			100% Alberta School Foundation Fund	
					C Corporation	
	F	LAND	T	1	FARMLAND	Taxable Total: 23,730
1131000	SE-10-25-19-4	160.00 Acres			100% Alberta School Foundation Fund	
					C Corporation	
	F	LAND	T	1	FARMLAND	Taxable Total: 25,820
1132000	SW-10-25-19-4	160.00 Acres			100% Alberta School Foundation Fund	
					C Corporation	
	F	LAND	T	1	FARMLAND	Taxable Total: 27,310
1133000	NE-11-25-19-4	160.00 Acres			100% Alberta School Foundation Fund	
					I Individual	
	F	LAND	T	1	FARMLAND	Taxable Total: 34,390
1134000	NW-11-25-19-4	160.00 Acres			100% Alberta School Foundation Fund	
					I Individual	
	F	LAND	T	1	FARMLAND	Taxable Total: 33,020
1135000	SE-11-25-19-4	160.00 Acres			100% Alberta School Foundation Fund	
					I Individual	
	F	LAND	T	1	FARMLAND	Taxable Total: 34,820
1136000	SW-11-25-19-4	160.00 Acres			100% Alberta School Foundation Fund	
					I Individual	
	F	LAND	T	1	FARMLAND	Taxable Total: 32,620
					100% Alberta School Foundation Fund	



2019 Assessment Roll (Valuation Date 1-July, 2019) 2020 Taxation Year, Wheatland County

Assessment Year: 2019
Tax Year: 2020

Roll	Legal Address				Total
1137000	NE-12-25-19-4	157.00 Acres		C Corporation	
	F LAND		T 1 FARMLAND	Taxable Total:	33,320
			100% Alberta School Foundation Fund		
1138000	NE-12-25-19-4	3.00 Acres		NORTHEAST C Corporation	
	F LAND		T 1 FARMLAND	Taxable Total:	410
			100% Alberta School Foundation Fund		
1139000	NW-12-25-19-4	160.00 Acres		I Individual	
	F LAND		T 1 FARMLAND	Taxable Total:	32,310
			100% Alberta School Foundation Fund		
1140000	SE-12-25-19-4	160.00 Acres		C Corporation	
	F LAND		T 1 FARMLAND	Taxable Total:	31,450
			100% Alberta School Foundation Fund		
1141000	SW-12-25-19-4	160.00 Acres		I Individual	
	F LAND		T 1 FARMLAND	Taxable Total:	34,580
			100% Alberta School Foundation Fund		
1142000	NE-13-25-19-4	160.00 Acres		I Individual	
	F LAND		T 1 FARMLAND	Taxable Total:	18,160
			100% Alberta School Foundation Fund		
1143000	NW-13-25-19-4	160.00 Acres		I Individual	
	F LAND		T 1 FARMLAND	Taxable Total:	28,340
			100% Alberta School Foundation Fund		
1144000	SE-13-25-19-4	160.00 Acres		I Individual	
	F LAND		T 1 FARMLAND	Taxable Total:	33,330
			100% Alberta School Foundation Fund		
1145000	SW-13-25-19-4	160.00 Acres		I Individual	
	190062 TWP RD 252				
	F LAND & IMPROVEMENTS		T 1 FARMLAND		32,300



2019 Assessment Roll (Valuation Date 1-July, 2019) 2020 Taxation Year, Wheatland County

Assessment Year: 2019
Tax Year: 2020

Roll	Legal Address					Total
	R		T	103	RESIDENTIAL LAND & IMPROVEMENTS	150,760
					Taxable Total:	183,060
	R		E	901	RURAL RESIDENCE EXEMPTION (RAP)	61,540
				100%	Alberta School Foundation Fund	Totals: 244,600
1146000	NE-14-25-19-4	160.00 Acres			C Corporation	
	F	LAND	T	1	FARMLAND	Taxable Total: 31,310
				100%	Alberta School Foundation Fund	
1147000	NW-14-25-19-4	160.00 Acres			I Individual	
	F	LAND	T	1	FARMLAND	Taxable Total: 32,130
				100%	Alberta School Foundation Fund	
1148000	SE-14-25-19-4	160.00 Acres			C Corporation	
	F	LAND	T	1	FARMLAND	Taxable Total: 31,700
				100%	Alberta School Foundation Fund	
1149000	SW-14-25-19-4	160.00 Acres			I Individual	
	F	LAND	T	1	FARMLAND	Taxable Total: 30,330
				100%	Alberta School Foundation Fund	
1150000	NE-15-25-19-4	160.00 Acres			I Individual	
	F	LAND	T	1	FARMLAND	Taxable Total: 22,900
				100%	Alberta School Foundation Fund	
1151000	NW-15-25-19-4	160.00 Acres			I Individual	
	F	LAND	T	1	FARMLAND	Taxable Total: 13,150
				100%	Alberta School Foundation Fund	
1152000	SE-15-25-19-4	160.00 Acres			I Individual	
	F	LAND	T	1	FARMLAND	Taxable Total: 31,580
				100%	Alberta School Foundation Fund	
1153000	SW-15-25-19-4	160.00 Acres			I Individual	
	F	LAND	T	1	FARMLAND	Taxable Total: 20,070



2019 Assessment Roll (Valuation Date 1-July, 2019) 2020 Taxation Year, Wheatland County

Assessment Year: 2019
Tax Year: 2020

Roll	Legal Address						Total
			100% Alberta School Foundation Fund				
1154000	NE-16-25-19-4	160.00 Acres					
			I Individual				
	F	LAND	T	1	FARMLAND	Taxable Total:	31,320
			100% Alberta School Foundation Fund				
1155000	NW-16-25-19-4	160.00 Acres					
			I Individual				
	F	LAND	T	1	FARMLAND	Taxable Total:	28,870
			100% Alberta School Foundation Fund				
1156000	SE-16-25-19-4	159.29 Acres					
			I Individual				
	F	LAND	T	1	FARMLAND	Taxable Total:	24,530
			100% Alberta School Foundation Fund				
1157000	SW-16-25-19-4	160.00 Acres					
	252017 RGE RD 194		I Individual				
	F	LAND & IMPROVEMENTS	T	1	FARMLAND		30,630
	R		T	103	RESIDENTIAL LAND & IMPROVEMENTS		324,370
			Taxable Total:				355,000
	R		E	901	RURAL RESIDENCE EXEMPTION (RAP)		30,630
			100% Alberta School Foundation Fund				Totals: 385,630
1158000	NE-17-25-19-4	160.00 Acres					
			I Individual				
	F	LAND	T	1	FARMLAND	Taxable Total:	33,030
			100% Alberta School Foundation Fund				
1159000	NW-17-25-19-4	157.50 Acres					
			I Individual				
	F	LAND	T	1	FARMLAND	Taxable Total:	25,740
			100% Alberta School Foundation Fund				
1160000	SE-17-25-19-4	160.00 Acres					
			I Individual				
	F	LAND	T	1	FARMLAND	Taxable Total:	29,430
			100% Alberta School Foundation Fund				
1161000	SW-17-25-19-4	157.58 Acres					
			I Individual				
	F	LAND	T	1	FARMLAND	Taxable Total:	29,480



2019 Assessment Roll (Valuation Date 1-July, 2019) 2020 Taxation Year, Wheatland County

Assessment Year: 2019
Tax Year: 2020

Roll	Legal Address						Total
	100% Alberta School Foundation Fund						
1162000	NE-18-25-19-4	157.43 Acres					
	F	LAND	T	1	FARMLAND	C Corporation	
						Taxable Total:	29,880
	100% Alberta School Foundation Fund						
1163000	NW-18-25-19-4	160.00 Acres					
	F	LAND	T	1	FARMLAND	I Individual	
						Taxable Total:	9,810
	100% Alberta School Foundation Fund						
1164000	SE-18-25-19-4	157.35 Acres					
	F	LAND	T	1	FARMLAND	C Corporation	
						Taxable Total:	34,900
	100% Alberta School Foundation Fund						
1165000	SW-18-25-19-4	160.00 Acres					
	F	LAND	T	1	FARMLAND	I Individual	
						Taxable Total:	8,750
	100% Alberta School Foundation Fund						
1166000	NE-19-25-19-4	156.96 Acres					
	F	LAND	T	1	FARMLAND	I Individual	
						Taxable Total:	20,230
	100% Alberta School Foundation Fund						
1167000	NW-19-25-19-4	160.00 Acres					
	F	LAND	T	1	FARMLAND	I Individual	
						Taxable Total:	8,490
	100% Alberta School Foundation Fund						
1168000	SE-19-25-19-4	157.30 Acres					
	F	LAND	T	1	FARMLAND	C Corporation	
						Taxable Total:	31,600
	100% Alberta School Foundation Fund						
1169000	SW-19-25-19-4	160.00 Acres					
	F	LAND	T	1	FARMLAND	I Individual	
						Taxable Total:	18,790
	100% Alberta School Foundation Fund						
1170000	NE-20-25-19-4	160.00 Acres					
						I Individual	



2019 Assessment Roll (Valuation Date 1-July, 2019) 2020 Taxation Year, Wheatland County

Assessment Year: 2019
Tax Year: 2020

Roll	Legal Address					Total
	F	LAND	T	1	FARMLAND	Taxable Total: 31,540
					100% Alberta School Foundation Fund	
1171000	NW-20-25-19-4	157.95 Acres				C Corporation
	F	LAND	T	1	FARMLAND	Taxable Total: 17,370
					100% Alberta School Foundation Fund	
1172000	SE-20-25-19-4	160.00 Acres				I Individual
	F	LAND	T	1	FARMLAND	Taxable Total: 33,850
					100% Alberta School Foundation Fund	
1173000	SW-20-25-19-4	147.54 Acres				C Corporation
	F	LAND	T	1	FARMLAND	Taxable Total: 30,770
					100% Alberta School Foundation Fund	
1173010	1311017 1 1 SW-20-25-19-4	9.61 Acres				WITHIN LSD 5
	253027 HWY 56					I Individual
	F	LAND & IMPROVEMENTS	T	1	FARMLAND	1,090
	R		T	103	RESIDENTIAL LAND & IMPROVEMENTS	311,310
						Taxable Total: 312,400
	R		E	901	RURAL RESIDENCE EXEMPTION (RAP)	1,090
					100% Alberta School Foundation Fund	Totals: 313,490
1174000	NE-21-25-19-4	160.00 Acres				I Individual
	F	LAND	T	1	FARMLAND	Taxable Total: 21,320
					100% Alberta School Foundation Fund	
1175000	NW-21-25-19-4	160.00 Acres				I Individual
	F	LAND	T	1	FARMLAND	Taxable Total: 34,610
					100% Alberta School Foundation Fund	
1176000	SE-21-25-19-4	141.00 Acres				I Individual
	F	LAND	T	1	FARMLAND	Taxable Total: 10,740
					100% Alberta School Foundation Fund	
1177000	SW-21-25-19-4	160.00 Acres				I Individual
	F	LAND	T	1	FARMLAND	Taxable Total: 11,580



2019 Assessment Roll (Valuation Date 1-July, 2019) 2020 Taxation Year, Wheatland County

Assessment Year: 2019
Tax Year: 2020

Roll	Legal Address						Total
	100% Alberta School Foundation Fund						
1178000	NE-22-25-19-4 192041 TWP RD 254	160.00 Acres					
	F	LAND	T	1	FARMLAND	I Individual	
					Taxable Total:		26,200
	100% Alberta School Foundation Fund						
1179000	NW-22-25-19-4 192045 TWP RD 254	160.00 Acres					
	F	LAND & IMPROVEMENTS	T	1	FARMLAND		9,950
	R		T	103	RESIDENTIAL LAND & IMPROVEMENTS		517,240
					Taxable Total:		527,190
	R		E	901	RURAL RESIDENCE EXEMPTION (RAP)		92,310
	R		E	903	FARM BUILDING EXEMPT		28,650
					100% Alberta School Foundation Fund	Exempt Total:	120,960
					Totals:		648,150
1180000	SE-22-25-19-4	160.00 Acres					
	F	LAND	T	1	FARMLAND	I Individual	
					Taxable Total:		24,120
	100% Alberta School Foundation Fund						
1181000	SW-22-25-19-4	110.00 Acres					
	F	LAND	T	1	FARMLAND	I Individual	
					Taxable Total:		13,340
	100% Alberta School Foundation Fund						
1182000	NE-23-25-19-4	160.00 Acres					
	F	LAND	T	1	FARMLAND	I Individual	
					Taxable Total:		34,510
	100% Alberta School Foundation Fund						
1183000	NW-23-25-19-4	160.00 Acres					
	F	LAND	T	1	FARMLAND	I Individual	
					Taxable Total:		26,420
	100% Alberta School Foundation Fund						
1184000	SE-23-25-19-4	160.00 Acres					
	F	LAND	T	1	FARMLAND	I Individual	
					Taxable Total:		29,940
	100% Alberta School Foundation Fund						
1185000	SW-23-25-19-4	160.00 Acres					
					I Individual		



2019 Assessment Roll (Valuation Date 1-July, 2019) 2020 Taxation Year, Wheatland County

Assessment Year: 2019
Tax Year: 2020

Roll	Legal Address					Total
	F	LAND	T	1	FARMLAND	Taxable Total: 29,910
1186000	NE-24-25-19-4	160.00 Acres			100% Alberta School Foundation Fund	
					I Individual	
	F	LAND	T	1	FARMLAND	Taxable Total: 34,760
1187000	NW-24-25-19-4	160.00 Acres			100% Alberta School Foundation Fund	
					I Individual	
	F	LAND	T	1	FARMLAND	Taxable Total: 31,710
1188000	SE-24-25-19-4	160.00 Acres			100% Alberta School Foundation Fund	
					I Individual	
	F	LAND	T	1	FARMLAND	Taxable Total: 30,720
1189000	SW-24-25-19-4	160.00 Acres			100% Alberta School Foundation Fund	
					I Individual	
	F	LAND	T	1	FARMLAND	Taxable Total: 30,810
1190000	NE-25-25-19-4	160.00 Acres			100% Alberta School Foundation Fund	
					I Individual	
	F	LAND	T	1	FARMLAND	Taxable Total: 35,140
1191000	NW-25-25-19-4	160.00 Acres			100% Alberta School Foundation Fund	
					I Individual	
	F	LAND	T	1	FARMLAND	Taxable Total: 34,820
1192000	SE-25-25-19-4	160.00 Acres			100% Alberta School Foundation Fund	
					I Individual	
	F	LAND	T	1	FARMLAND	Taxable Total: 27,360
1193000	SW-25-25-19-4	160.00 Acres			100% Alberta School Foundation Fund	
					I Individual	
	F	LAND	T	1	FARMLAND	Taxable Total: 33,820
					100% Alberta School Foundation Fund	



2019 Assessment Roll (Valuation Date 1-July, 2019) 2020 Taxation Year, Wheatland County

Assessment Year: 2019
Tax Year: 2020

Roll	Legal Address	Total
1194000	NE-26-25-19-4 160.00 Acres 254078 RGE RD 191	I Individual
	F LAND & IMPROVEMENTS T 1 FARMLAND	26,060
	R T 103 RESIDENTIAL LAND & IMPROVEMENTS	110,360
		Taxable Total: 136,420
	R E 901 RURAL RESIDENCE EXEMPTION (RAP)	86,240
	100% Alberta School Foundation Fund	Totals: 222,660
1195000	NW-26-25-19-4 160.00 Acres	I Individual
	F LAND T 1 FARMLAND	Taxable Total: 12,230
	100% Alberta School Foundation Fund	
1196000	SE-26-25-19-4 160.00 Acres	I Individual
	F LAND T 1 FARMLAND	Taxable Total: 27,750
	100% Alberta School Foundation Fund	
1197000	SW-26-25-19-4 160.00 Acres	I Individual
	F LAND T 1 FARMLAND	Taxable Total: 12,930
	100% Alberta School Foundation Fund	
1198000	NE-27-25-19-4 160.00 Acres 192010A TWP RD 254	I Individual
	F LAND & IMPROVEMENTS T 1 FARMLAND	18,080
	R T 103 RESIDENTIAL LAND & IMPROVEMENTS	383,890
		Taxable Total: 401,970
	R E 901 RURAL RESIDENCE EXEMPTION (RAP)	92,310
	100% Alberta School Foundation Fund	Totals: 494,280
1199000	NW-27-25-19-4 160.00 Acres	I Individual
	F LAND T 1 FARMLAND	Taxable Total: 28,320
	100% Alberta School Foundation Fund	
1200000	SE-27-25-19-4 160.00 Acres	I Individual
	F LAND T 1 FARMLAND	Taxable Total: 32,740
	100% Alberta School Foundation Fund	
1201000	SW-27-25-19-4 160.00 Acres	I Individual



2019 Assessment Roll (Valuation Date 1-July, 2019) 2020 Taxation Year, Wheatland County

Assessment Year: 2019
Tax Year: 2020

Roll	Legal Address					Total
	F	LAND	T	1	FARMLAND	Taxable Total: 26,600
1202000	NE-28-25-19-4	160.00 Acres			100% Alberta School Foundation Fund	
					I Individual	
	F	LAND	T	1	FARMLAND	Taxable Total: 31,890
1203000	NW-28-25-19-4	160.00 Acres			100% Alberta School Foundation Fund	
					I Individual	
	F	LAND	T	1	FARMLAND	Taxable Total: 11,790
1204000	SE-28-25-19-4	160.00 Acres			100% Alberta School Foundation Fund	
					I Individual	
	F	LAND	T	1	FARMLAND	Taxable Total: 21,740
1205000	SW-28-25-19-4	160.00 Acres			100% Alberta School Foundation Fund	
					I Individual	
	F	LAND	T	1	FARMLAND	Taxable Total: 15,620
1206000	NE-29-25-19-4	160.00 Acres			100% Alberta School Foundation Fund	
					I Individual	
	F	LAND	T	1	FARMLAND	Taxable Total: 32,680
1207000	NW-29-25-19-4	158.55 Acres			100% Alberta School Foundation Fund	
					I Individual	
	F	LAND	T	1	FARMLAND	Taxable Total: 39,030
1208000	SE-29-25-19-4	160.00 Acres			100% Alberta School Foundation Fund	
					I Individual	
	F	LAND	T	1	FARMLAND	Taxable Total: 22,630
1209000	SW-29-25-19-4	158.21 Acres			100% Alberta School Foundation Fund	
					I Individual	
	F	LAND	T	1	FARMLAND	Taxable Total: 17,880
					100% Alberta School Foundation Fund	



2019 Assessment Roll (Valuation Date 1-July, 2019) 2020 Taxation Year, Wheatland County

Assessment Year: 2019
Tax Year: 2020

Roll	Legal Address				Total
1210000	NE-30-25-19-4	156.38 Acres		I Individual	
	F LAND		T 1 FARMLAND	Taxable Total:	31,990
			100% Alberta School Foundation Fund		
1211000	NW-30-25-19-4	75.20 Acres		I Individual	
	F LAND		T 1 FARMLAND	Taxable Total:	7,790
			100% Alberta School Foundation Fund		
1212000	SE-30-25-19-4	156.71 Acres		I Individual	
	254034 HWY 56				
	F LAND & IMPROVEMENTS		T 1 FARMLAND		22,600
	R		T 103 RESIDENTIAL LAND & IMPROVEMENTS		223,460
				Taxable Total:	246,060
	R		E 901 RURAL RESIDENCE EXEMPTION (RAP)		86,040
			100% Alberta School Foundation Fund	Totals:	332,100
1213000	SW-30-25-19-4	150.60 Acres		I Individual	
	F LAND		T 1 FARMLAND	Taxable Total:	21,610
			100% Alberta School Foundation Fund		
1214000	NE-31-25-19-4	145.42 Acres		I Individual	
	F LAND & IMPROVEMENTS		T 1 FARMLAND		19,840
	R		T 103 RESIDENTIAL LAND & IMPROVEMENTS		57,170
				Taxable Total:	77,010
	R		E 901 RURAL RESIDENCE EXEMPTION (RAP)		25,130
			100% Alberta School Foundation Fund	Totals:	102,140
1214010	9912838 1 NE-31-25-19-4	6.08 Acres		NORTHWEST CORNER	
				I Individual	
	F LAND		T 1 FARMLAND	Taxable Total:	520
			100% Alberta School Foundation Fund		
1215000	NW-31-25-19-4	157.98 Acres		I Individual	
	F LAND		T 1 FARMLAND	Taxable Total:	26,260
			100% Alberta School Foundation Fund		
1216000	SE-31-25-19-4	150.74 Acres		I Individual	



2019 Assessment Roll (Valuation Date 1-July, 2019) 2020 Taxation Year, Wheatland County

Assessment Year: 2019
Tax Year: 2020

Roll	Legal Address				Total
	F	LAND	T 1	FARMLAND	Taxable Total: 19,160
				100% Alberta School Foundation Fund	
1216010	0012285 1	SE-31-25-19-4 3.41 Acres			SOUTHEAST CORNER
	255002	HWY 56			I Individual
	R	LAND & IMPROVEMENTS	T 103	RESIDENTIAL LAND & IMPROVEMENTS	Taxable Total: 210,500
				100% Alberta School Foundation Fund	
1217000	SW-31-25-19-4	141.30 Acres			NORTH OF LAKE
					I Individual
	F	LAND	T 1	FARMLAND	Taxable Total: 15,550
				100% Alberta School Foundation Fund	
1218000	SW-31-25-19-4	18.70 Acres			SW CORNER
					P Provincial
	NR	LAND	E 150	CROWN LAND & IMPR. EXEMPT	Exempt Total: 19,950
				100% Alberta School Foundation Fund	
1219000	NE-32-25-19-4	159.01 Acres			I Individual
	F	LAND	T 1	FARMLAND	Taxable Total: 31,720
				100% Alberta School Foundation Fund	
1220000	NW-32-25-19-4	159.00 Acres			C Corporation
	F	LAND	T 1	FARMLAND	Taxable Total: 35,520
				100% Alberta School Foundation Fund	
1221000	SE-32-25-19-4	160.00 Acres			I Individual
	F	LAND	T 1	FARMLAND	Taxable Total: 35,650
				100% Alberta School Foundation Fund	
1222000	SW-32-25-19-4	139.93 Acres			C Corporation
	F	LAND	T 1	FARMLAND	Taxable Total: 31,140
				100% Alberta School Foundation Fund	
1222010	SW-32-25-19-4	20.00 Acres			LSD 12 & 13
	255033	HWY 56			I Individual
	F	LAND & IMPROVEMENTS	T 1	FARMLAND	1,470
	R		T 103	RESIDENTIAL LAND & IMPROVEMENTS	147,360
					Taxable Total: 148,830
	R		E 901	RURAL RESIDENCE EXEMPTION (RAP)	61,540



2019 Assessment Roll (Valuation Date 1-July, 2019) 2020 Taxation Year, Wheatland County

Assessment Year: 2019
Tax Year: 2020

Roll	Legal Address					Total
	R		E 903 FARM BUILDING EXEMPT			18,310
			100% Alberta School Foundation Fund	Exempt Total:		79,850
				Totals:		228,680
1223000	NE-33-25-19-4	159.00 Acres		I Individual		
	F LAND		T 1 FARMLAND	Taxable Total:		34,190
			100% The Golden Hills Reg. Div. 15			
1224000	NW-33-25-19-4	159.00 Acres		I Individual		
	F LAND		T 1 FARMLAND	Taxable Total:		29,170
			100% Alberta School Foundation Fund			
1225000	SE-33-25-19-4	160.00 Acres		I Individual		
	F LAND		T 1 FARMLAND	Taxable Total:		31,100
			100% Alberta School Foundation Fund			
1226000	SW-33-25-19-4	160.00 Acres		I Individual		
	255013 RGE RD 194					
	F LAND & IMPROVEMENTS		T 1 FARMLAND			17,800
	R		T 103 RESIDENTIAL LAND & IMPROVEMENTS	Taxable Total:		111,700
						129,500
	R		E 901 RURAL RESIDENCE EXEMPTION (RAP)			51,900
			100% Alberta School Foundation Fund	Totals:		181,400
1227000	NE-34-25-19-4	159.01 Acres		I Individual		
	F LAND		T 1 FARMLAND	Taxable Total:		26,490
			100% The Golden Hills Reg. Div. 15			
1228000	NW-34-25-19-4	159.01 Acres		I Individual		
	F LAND		T 1 FARMLAND	Taxable Total:		24,140
			100% The Golden Hills Reg. Div. 15			
1229000	SE-34-25-19-4	160.00 Acres		I Individual		
	F LAND		T 1 FARMLAND	Taxable Total:		27,480
			100% The Golden Hills Reg. Div. 15			
1230000	SW-34-25-19-4	160.00 Acres		I Individual		



2019 Assessment Roll (Valuation Date 1-July, 2019) 2020 Taxation Year, Wheatland County

Assessment Year: 2019
Tax Year: 2020

Roll	Legal Address						Total
	F	LAND	T	1	FARMLAND	Taxable Total:	9,900
					100% Alberta School Foundation Fund		
1231000	NE-35-25-19-4	157.05 Acres				I Individual	
	F	LAND	T	1	FARMLAND	Taxable Total:	30,560
					100% Alberta School Foundation Fund		
1232000	NE-35-25-19-4	1.96 Acres				R.C.M.P. TOWER SITE, NE CORNER RCMP & AB. First Responders Radio Towers F Federal	
	NR	LAND & IMPROVEMENTS	G	174	FEDERAL GIL NON-RESIDENTIAL		111,600
	NR		E	169	MISC. PROPERTY EXEMPT		232,620
					100% Alberta School Foundation Fund	Totals:	344,220
1233000	NW-35-25-19-4	159.01 Acres				I Individual	
	F	LAND	T	1	FARMLAND	Taxable Total:	21,680
					100% Alberta School Foundation Fund		
1234000	SE-35-25-19-4	160.00 Acres				I Individual	
	F	LAND	T	1	FARMLAND	Taxable Total:	29,210
					100% Alberta School Foundation Fund		
1235000	SW-35-25-19-4	160.00 Acres				I Individual	
	F	LAND	T	1	FARMLAND	Taxable Total:	11,360
					100% Alberta School Foundation Fund		
1236000	NE-36-25-19-4	159.01 Acres				I Individual	
		255040 RGE RD 190					
	F	LAND & IMPROVEMENTS	T	1	FARMLAND		22,380
	R		T	103	RESIDENTIAL LAND & IMPROVEMENTS		78,800
						Taxable Total:	101,180
	R		E	901	RURAL RESIDENCE EXEMPTION (RAP)		33,300
	R		E	903	FARM BUILDING EXEMPT		7,070
					100% Alberta School Foundation Fund	Exempt Total:	40,370
						Totals:	141,550
1237000	NW-36-25-19-4	159.01 Acres				I Individual	
	F	LAND	T	1	FARMLAND	Taxable Total:	31,880
					100% Alberta School Foundation Fund		



2019 Assessment Roll (Valuation Date 1-July, 2019) 2020 Taxation Year, Wheatland County

Assessment Year: 2019
Tax Year: 2020

Roll	Legal Address	Total
1238000	SE-36-25-19-4 157.00 Acres	
	I Individual	
	F LAND T 1 FARMLAND Taxable Total: 28,620	
	100% Alberta School Foundation Fund	
1238010	1110399 1 1 SE-36-25-19-4 3.00 Acres 130m S of NE Corner	
	255034 RGE RD 190 I Individual	
	R LAND & IMPROVEMENTS T 103 RESIDENTIAL LAND & IMPROVEMENTS Taxable Total: 229,100	
	100% Alberta School Foundation Fund	
1239000	SW-36-25-19-4 160.00 Acres	
	I Individual	
	F LAND T 1 FARMLAND Taxable Total: 34,330	
	100% Alberta School Foundation Fund	
1240000	NE-1-26-19-4 151.74 Acres	
	I Individual	
	F LAND T 1 FARMLAND Taxable Total: 32,920	
	100% Alberta School Foundation Fund	
1241000	2432JK NE-1-26-19-4 8.26 Acres 2 WAY RADIO SITE Micro Wave Tower Site ID# AB70870-A	
	C Corporation	
	F LAND & IMPROVEMENTS T 1 FARMLAND 860	
	NR T 105 NON-RESEIDENTIAL LAND & IMPROVEMENTS 299,780	
	100% Alberta School Foundation Fund Taxable Total: 300,640	
1242000	NW-1-26-19-4 160.00 Acres	
	I Individual	
	F LAND T 1 FARMLAND Taxable Total: 24,990	
	100% Alberta School Foundation Fund	
1243000	SE-1-26-19-4 159.01 Acres	
	I Individual	
	F LAND T 1 FARMLAND Taxable Total: 33,930	
	100% Alberta School Foundation Fund	
1244000	SW-1-26-19-4 159.01 Acres	
	190072 HWY 564 I Individual	
	F LAND & IMPROVEMENTS T 1 FARMLAND 26,430	
	R T 103 RESIDENTIAL LAND & IMPROVEMENTS 147,960	
	R E 901 RURAL RESIDENCE EXEMPTION (RAP) Taxable Total: 174,390	
	Totals: 61,540	
		235,930



2019 Assessment Roll (Valuation Date 1-July, 2019) 2020 Taxation Year, Wheatland County

Assessment Year: 2019
Tax Year: 2020

Roll	Legal Address	100% Alberta School Foundation Fund				Total
1245000	NE-2-26-19-4 160.00 Acres					
		I Individual				
	F LAND	T 1	FARMLAND	Taxable Total:		27,340
		100% Alberta School Foundation Fund				
1246000	NW-2-26-19-4 160.00 Acres					
		I Individual				
	F LAND	T 1	FARMLAND	Taxable Total:		25,640
		100% Alberta School Foundation Fund				
1247000	SE-2-26-19-4 159.01 Acres					
		I Individual				
	F LAND	T 1	FARMLAND	Taxable Total:		26,990
		100% Alberta School Foundation Fund				
1248000	SW-2-26-19-4 159.01 Acres					
		I Individual				
	F LAND	T 1	FARMLAND	Taxable Total:		32,630
		100% Alberta School Foundation Fund				
1249000	NE-3-26-19-4 160.00 Acres					
		I Individual				
	F LAND	T 1	FARMLAND	Taxable Total:		20,490
		100% Alberta School Foundation Fund				
1250000	NW-3-26-19-4 160.00 Acres 260077 RGE RD 193					
		I Individual				
	F LAND & IMPROVEMENTS	T 1	FARMLAND			15,180
	R	T 103	RESIDENTIAL LAND & IMPROVEMENTS			131,090
		Taxable Total:				146,270
	R	E 901	RURAL RESIDENCE EXEMPTION (RAP)			30,770
	R	E 903	FARM BUILDING EXEMPT			7,260
		100% Alberta School Foundation Fund				
		Exempt Total:				38,030
		Totals:				184,300
1252000	SE-3-26-19-4 159.01 Acres					
		I Individual				
	F LAND	T 1	FARMLAND	Taxable Total:		17,660
		100% Alberta School Foundation Fund				
1253000	SW-3-26-19-4 159.01 Acres					
		I Individual				
	F LAND	T 1	FARMLAND	Taxable Total:		24,870



2019 Assessment Roll (Valuation Date 1-July, 2019) 2020 Taxation Year, Wheatland County

Assessment Year: 2019
Tax Year: 2020

Roll	Legal Address						Total
	100% Alberta School Foundation Fund						
1254000	NE-4-26-19-4	160.00 Acres					
			I Individual				
	F	LAND	T	1	FARMLAND	Taxable Total:	29,920
	100% Alberta School Foundation Fund						
1255000	NW-4-26-19-4	160.00 Acres					
			C Corporation				
	F	LAND	T	1	FARMLAND	Taxable Total:	31,640
	100% Alberta School Foundation Fund						
1256000	SE-4-26-19-4	159.01 Acres					
			C Corporation				
	F	LAND	T	1	FARMLAND	Taxable Total:	22,750
	100% Alberta School Foundation Fund						
1257000	SW-4-26-19-4	159.01 Acres					
			I Individual				
	F	LAND	T	1	FARMLAND	Taxable Total:	12,880
	100% Alberta School Foundation Fund						
1258000	NE-5-26-19-4	160.00 Acres					
			I Individual				
	F	LAND	T	1	FARMLAND	Taxable Total:	32,060
	100% Alberta School Foundation Fund						
1259000	NW-5-26-19-4	156.84 Acres					
			I Individual				
	F	LAND	T	1	FARMLAND	Taxable Total:	31,810
	100% Alberta School Foundation Fund						
1260000	SE-5-26-19-4	159.01 Acres					
	194010A HWY 564		I Individual				
	F	LAND & IMPROVEMENTS	T	1	FARMLAND		27,640
	R		T	103	RESIDENTIAL LAND & IMPROVEMENTS		160,890
			Taxable Total:				188,530
	R		E	901	RURAL RESIDENCE EXEMPTION (RAP)		92,310
	100% Alberta School Foundation Fund						
			Totals:				280,840
1261000	SW-5-26-19-4	157.84 Acres					
			I Individual				
	F	LAND	T	1	FARMLAND	Taxable Total:	34,920



2019 Assessment Roll (Valuation Date 1-July, 2019) 2020 Taxation Year, Wheatland County

Assessment Year: 2019
Tax Year: 2020

Roll	Legal Address										Total	
	100% Alberta School Foundation Fund											
1262000	NE-6-26-19-4		157.96 Acres									
	C Corporation											
	F	LAND		T	1	FARMLAND			Taxable Total:	29,240		
	100% Alberta School Foundation Fund											
1263000	NW-6-26-19-4		160.00 Acres									
	C Corporation											
	F	LAND		T	1	FARMLAND			Taxable Total:	29,750		
	100% Alberta School Foundation Fund											
1264000	SE-6-26-19-4		124.09 Acres									
	C Corporation											
	F	LAND		T	1	FARMLAND			Taxable Total:	24,190		
	100% Alberta School Foundation Fund											
1264010	9310319 1	SE-6-26-19-4	26.97 Acres							NORTH OF RD PLAN 9610192		
	195036 HWY 564										I Individual	
	F	LAND & IMPROVEMENTS		T	1	FARMLAND				2,520		
	R			T	103	RESIDENTIAL LAND & IMPROVEMENTS				241,480		
											Taxable Total:	244,000
	R			E	901	RURAL RESIDENCE EXEMPTION (RAP)				2,520		
	100% Alberta School Foundation Fund										Totals:	246,520
1265000	SW-6-26-19-4		154.01 Acres									
	C Corporation											
	F	LAND		T	1	FARMLAND			Taxable Total:	26,740		
	100% Alberta School Foundation Fund											
1265010	9712190 1 1	SW-6-26-19-4	4.00 Acres							Northwest Corner		
	260037 RGE RD 200										I Individual	
	F	LAND & IMPROVEMENTS		T	1	FARMLAND				150		
	R			T	103	RESIDENTIAL LAND & IMPROVEMENTS				346,560		
											Taxable Total:	346,710
	R			E	901	RURAL RESIDENCE EXEMPTION (RAP)				61,540		
	100% Alberta School Foundation Fund										Totals:	408,250
1266000	NE-7-26-19-4		160.00 Acres									
	C Corporation											
	F	LAND		T	1	FARMLAND			Taxable Total:	23,840		
	100% Alberta School Foundation Fund											



2019 Assessment Roll (Valuation Date 1-July, 2019) 2020 Taxation Year, Wheatland County

Assessment Year: 2019
Tax Year: 2020

Roll	Legal Address				Total
1267000	NW-7-26-19-4	160.00 Acres		I Individual	
	F LAND		T 1 FARMLAND	Taxable Total:	31,980
			100% Alberta School Foundation Fund		
1268000	SE-7-26-19-4	139.31 Acres		C Corporation	
	F LAND		T 1 FARMLAND	Taxable Total:	25,630
			100% Alberta School Foundation Fund		
1269000	SE-7-26-19-4	20.33 Acres		C Corporation	
	261018 HWY 56				
	F LAND & IMPROVEMENTS		T 1 FARMLAND		2,240
	R		T 103 RESIDENTIAL LAND & IMPROVEMENTS		128,160
				Taxable Total:	130,400
	R		E 901 RURAL RESIDENCE EXEMPTION (RAP)		61,540
			100% Alberta School Foundation Fund	Totals:	191,940
1270000	SW-7-26-19-4	160.00 Acres		C Corporation	
	F LAND		T 1 FARMLAND	Taxable Total:	30,340
			100% Alberta School Foundation Fund		
1271000	NE-8-26-19-4	160.00 Acres		C Corporation	
	F LAND		T 1 FARMLAND	Taxable Total:	20,100
			100% Alberta School Foundation Fund		
1272000	NW-8-26-19-4	151.83 Acres		C Corporation	
	F LAND		T 1 FARMLAND	Taxable Total:	30,080
			100% Alberta School Foundation Fund		
1273000	SE-8-26-19-4	160.00 Acres		C Corporation	
	F LAND		T 1 FARMLAND	Taxable Total:	31,870
			100% Alberta School Foundation Fund		
1274000	SW-8-26-19-4	153.91 Acres		C Corporation	
	F LAND		T 1 FARMLAND	Taxable Total:	30,560
			100% Alberta School Foundation Fund		



2019 Assessment Roll (Valuation Date 1-July, 2019) 2020 Taxation Year, Wheatland County

Assessment Year: 2019
Tax Year: 2020

Roll	Legal Address					Total
1275000	NE-9-26-19-4	160.00 Acres				
	261052 RGE RD 193					
			I Individual			
	F LAND & IMPROVEMENTS		T 1 FARMLAND			25,510
	R		T 103 RESIDENTIAL LAND & IMPROVEMENTS			124,860
			Taxable Total:			150,370
	R		E 901 RURAL RESIDENCE EXEMPTION (RAP)			61,540
	R		E 903 FARM BUILDING EXEMPT			11,090
			100% Alberta School Foundation Fund		Exempt Total:	72,630
					Totals:	223,000
1276000	NW-9-26-19-4	160.00 Acres				
			C Corporation			
	F LAND		T 1 FARMLAND		Taxable Total:	27,820
			100% Alberta School Foundation Fund			
1277000	SE-9-26-19-4	157.36 Acres				
			I Individual			
	F LAND		T 1 FARMLAND		Taxable Total:	29,670
			100% Alberta School Foundation Fund			
1278000	SW-9-26-19-4	160.00 Acres				
			C Corporation			
	F LAND		T 1 FARMLAND		Taxable Total:	27,370
			100% Alberta School Foundation Fund			
1279000	NE-10-26-19-4	158.71 Acres				
			I Individual			
	F LAND		T 1 FARMLAND		Taxable Total:	22,000
			100% Alberta School Foundation Fund			
1280000	NW-10-26-19-4	159.57 Acres				
			C Corporation			
	F LAND		T 1 FARMLAND		Taxable Total:	30,790
			100% Alberta School Foundation Fund			
1281000	SE-10-26-19-4	160.00 Acres				
			I Individual			
	F LAND		T 1 FARMLAND		Taxable Total:	18,340
			100% Alberta School Foundation Fund			
1282000	SW-10-26-19-4	160.00 Acres				
			I Individual			
	F LAND		T 1 FARMLAND		Taxable Total:	17,790



2019 Assessment Roll (Valuation Date 1-July, 2019) 2020 Taxation Year, Wheatland County

Assessment Year: 2019
Tax Year: 2020

Roll	Legal Address						Total
	100% Alberta School Foundation Fund						
1283000	NE-11-26-19-4	160.00 Acres					
			I Individual				
	F	LAND	T	1	FARMLAND	Taxable Total:	31,050
	100% The Golden Hills Reg. Div. 15						
1284000	NW-11-26-19-4	138.90 Acres					
	191075 TWP RD 262		I Individual				
	F	LAND	T	1	FARMLAND	Taxable Total:	27,720
	100% Alberta School Foundation Fund						
1284010	9012085 2 W -11-26-19-4	55.10 Acres					
			CNTRL WEST PTN OF THE WEST HLF				
			I Individual				
	F	LAND	T	1	FARMLAND	Taxable Total:	3,350
	100% Alberta School Foundation Fund						
1285000	SE-11-26-19-4	160.00 Acres					
			I Individual				
	F	LAND	T	1	FARMLAND	Taxable Total:	30,800
	100% The Golden Hills Reg. Div. 15						
1286000	SW-11-26-19-4	126.10 Acres					
			I Individual				
	F	LAND	T	1	FARMLAND	Taxable Total:	14,310
	100% Alberta School Foundation Fund						
1287000	NE-12-26-19-4	160.00 Acres					
			I Individual				
	F	LAND	T	1	FARMLAND	Taxable Total:	34,420
	100% Alberta School Foundation Fund						
1288000	NW-12-26-19-4	120.00 Acres					
			I Individual				
	F	LAND	T	1	FARMLAND	Taxable Total:	23,780
	100% The Golden Hills Reg. Div. 15						
1289000	SE-12-26-19-4	160.00 Acres					
	261038 RGE RD 190		I Individual				
	F	LAND & IMPROVEMENTS	T	1	FARMLAND		34,940
	R		T	103	RESIDENTIAL LAND & IMPROVEMENTS		198,830
			Taxable Total:				233,770
	R		E	901	RURAL RESIDENCE EXEMPTION (RAP)		30,770
			Totals:				264,540



2019 Assessment Roll (Valuation Date 1-July, 2019) 2020 Taxation Year, Wheatland County

Assessment Year: 2019
Tax Year: 2020

Roll	Legal Address	100% Alberta School Foundation Fund				Total
1290000	SW-12-26-19-4 160.00 Acres 260083 RGE RD 191				I Individual	
	F LAND & IMPROVEMENTS	T 1	FARMLAND			28,020
	R	T 103	RESIDENTIAL LAND & IMPROVEMENTS			152,720
				Taxable Total:		180,740
	R	E 901	RURAL RESIDENCE EXEMPTION (RAP)			30,770
	R	E 903	FARM BUILDING EXEMPT			2,200
			100% The Golden Hills Reg. Div. 15	Exempt Total:		32,970
				Totals:		213,710
1291000	NE-13-26-19-4 147.56 Acres 262058A RGE RD 190				I Individual	
	F LAND & IMPROVEMENTS	T 1	FARMLAND			27,360
	R	T 103	RESIDENTIAL LAND & IMPROVEMENTS			257,860
				Taxable Total:		285,220
	R	E 901	RURAL RESIDENCE EXEMPTION (RAP)			61,540
			100% Alberta School Foundation Fund	Totals:		346,760
1291010	1811095 1 1 NE-13-26-19-4 10.45 Acres 262074 RGE RD 190				Northeast Corner I Individual	
	F LAND & IMPROVEMENTS	T 1	FARMLAND			1,450
	R	T 103	RESIDENTIAL LAND & IMPROVEMENTS			357,160
				Taxable Total:		358,610
	R	E 901	RURAL RESIDENCE EXEMPTION (RAP)			61,540
			100% Alberta School Foundation Fund	Totals:		420,150
1292000	NW-13-26-19-4 158.01 Acres				I Individual	
	F LAND	T 1	FARMLAND			
				Taxable Total:		31,240
			100% Alberta School Foundation Fund			
1293000	SE-13-26-19-4 160.00 Acres				I Individual	
	F LAND	T 1	FARMLAND			
			100% Alberta School Foundation Fund	Taxable Total:		35,110
1294000	SW-13-26-19-4 160.00 Acres				I Individual	
	F LAND	T 1	FARMLAND			
			100% Alberta School Foundation Fund	Taxable Total:		31,780



2019 Assessment Roll (Valuation Date 1-July, 2019) 2020 Taxation Year, Wheatland County

Assessment Year: 2019
Tax Year: 2020

Roll	Legal Address				Total
1295000	NE-14-26-19-4	160.00 Acres		I Individual	
	F LAND		T 1 FARMLAND	Taxable Total:	36,410
			100% Alberta School Foundation Fund		
1296000	NW-14-26-19-4	160.00 Acres		I Individual	
	F LAND		T 1 FARMLAND	Taxable Total:	36,150
			100% Alberta School Foundation Fund		
1297000	SE-14-26-19-4	160.00 Acres		I Individual	
	F LAND		T 1 FARMLAND	Taxable Total:	31,720
			100% Alberta School Foundation Fund		
1298000	SW-14-26-19-4	160.00 Acres		I Individual	
	F LAND		T 1 FARMLAND	Taxable Total:	35,730
			100% Alberta School Foundation Fund		
1299000	NE-15-26-19-4	160.00 Acres		C Corporation	
	F LAND		T 1 FARMLAND	Taxable Total:	30,850
			100% Alberta School Foundation Fund		
1300000	NW-15-26-19-4	160.00 Acres		Telus Tower & Fire3 AB1277 lease	
			I Individual		
	F LAND & IMPROVEMENTS		T 1 FARMLAND		32,380
	NR		T 105 NON-RESEIDENTIAL LAND & IMPROVEMENTS		75,130
			100% Alberta School Foundation Fund	Taxable Total:	107,510
1301000	SE-15-26-19-4	160.00 Acres		I Individual	
	F LAND		T 1 FARMLAND	Taxable Total:	32,700
			100% Alberta School Foundation Fund		
1302000	SW-15-26-19-4	160.00 Acres		I Individual	
	192076 TWP RD 262				
	F LAND & IMPROVEMENTS		T 1 FARMLAND		22,350
	R		T 103 RESIDENTIAL LAND & IMPROVEMENTS		103,460
				Taxable Total:	125,810
	R		E 901 RURAL RESIDENCE EXEMPTION (RAP)		61,540
				Totals:	187,350



2019 Assessment Roll (Valuation Date 1-July, 2019) 2020 Taxation Year, Wheatland County

Assessment Year: 2019
Tax Year: 2020

Roll	Legal Address	100% Alberta School Foundation Fund	Total
1303000	NE-16-26-19-4 156.33 Acres	C Corporation	
	F LAND T 1 FARMLAND	Taxable Total:	29,410
	100% Alberta School Foundation Fund		
1304000	NW-16-26-19-4 160.00 Acres	C Corporation	
	F LAND T 1 FARMLAND	Taxable Total:	32,260
	100% Alberta School Foundation Fund		
1305000	SE-16-26-19-4 160.00 Acres	I Individual	
	F LAND T 1 FARMLAND	Taxable Total:	32,060
	100% Alberta School Foundation Fund		
1306000	SW-16-26-19-4 160.00 Acres	I Individual	
	F LAND T 1 FARMLAND	Taxable Total:	32,040
	100% Alberta School Foundation Fund		
1307000	NE-17-26-19-4 160.00 Acres	C Corporation	
	F LAND T 1 FARMLAND	Taxable Total:	31,900
	100% Alberta School Foundation Fund		
1308000	NW-17-26-19-4 152.04 Acres	C Corporation	
	F LAND T 1 FARMLAND	Taxable Total:	29,490
	100% Alberta School Foundation Fund		
1309000	SE-17-26-19-4 160.00 Acres	C Corporation	
	F LAND T 1 FARMLAND	Taxable Total:	29,370
	100% Alberta School Foundation Fund		
1310000	SW-17-26-19-4 148.68 Acres	C Corporation	
	F LAND T 1 FARMLAND	Taxable Total:	25,780
	100% Alberta School Foundation Fund		
1311000	NE-18-26-19-4 159.91 Acres	I Individual	
	F LAND T 1 FARMLAND	Taxable Total:	30,040



2019 Assessment Roll (Valuation Date 1-July, 2019) 2020 Taxation Year, Wheatland County

Assessment Year: 2019
Tax Year: 2020

Roll	Legal Address										Total				
1312000	NW-18-26-19-4		160.00 Acres		100% Alberta School Foundation Fund										
					I Individual										
					Taxable Total:										29,860
F		LAND		T		1		FARMLAND							
1313000	SE-18-26-19-4		160.00 Acres		100% Alberta School Foundation Fund										
					I Individual										
					Taxable Total:										28,650
F		LAND		T		1		FARMLAND							
								100% The Golden Hills Reg. Div. 15							
1314000	SW-18-26-19-4		160.00 Acres		C Corporation										
					Taxable Total:										28,180
					F		LAND		T		1		FARMLAND		
								100% Alberta School Foundation Fund							
1315000	NE-19-26-19-4		150.06 Acres		I Individual										
					Taxable Total:										28,700
					F		LAND		T		1		FARMLAND		
								100% Alberta School Foundation Fund							
1316000	NW-19-26-19-4		159.30 Acres		I Individual										
					Taxable Total:										24,760
					F		LAND		T		1		FARMLAND		
								100% Alberta School Foundation Fund							
1317000	SE-19-26-19-4		155.03 Acres		I Individual										
					Taxable Total:										27,250
					F		LAND		T		1		FARMLAND		
								100% Alberta School Foundation Fund							
1318000	SW-19-26-19-4		160.00 Acres		I Individual										
					Taxable Total:										31,240
					F		LAND		T		1		FARMLAND		
								100% Alberta School Foundation Fund							
1319000	NE-20-26-19-4		158.54 Acres		I Individual										
					Taxable Total:										34,590
					F		LAND		T		1		FARMLAND		
								100% Alberta School Foundation Fund							
1320000	0012312 1 1 NW-20-26-19-4		118.49 Acres		C Corporation										



2019 Assessment Roll (Valuation Date 1-July, 2019) 2020 Taxation Year, Wheatland County

Assessment Year: 2019
Tax Year: 2020

Roll	Legal Address				Total
	F LAND	T 1	FARMLAND	Taxable Total:	23,040
			100% Alberta School Foundation Fund		
1320010	0310166 1 2A NW-20-26-19-4 25.65 Acres 194055B TWP RD 264			Northwest Corner Industrial Storage Shop I Individual	
	NR LAND & IMPROVEMENTS	T 105	NON-RESEIDENTIAL LAND & IMPROVEMENTS		145,150
	R	E 903	FARM BUILDING EXEMPT		54,690
			100% Alberta School Foundation Fund	Totals:	199,840
1320020	0310166 1 3A NW-20-26-19-4 13.89 Acres 194055A TWP RD 264			Central Portion of LSD 14 C Corporation	
	F LAND & IMPROVEMENTS	T 1	FARMLAND		930
	R	T 103	RESIDENTIAL LAND & IMPROVEMENTS		256,570
				Taxable Total:	257,500
	R	E 901	RURAL RESIDENCE EXEMPTION (RAP)		930
	R	E 903	FARM BUILDING EXEMPT		8,900
			100% Alberta School Foundation Fund	Exempt Total:	9,830
				Totals:	267,330
1321000	SE-20-26-19-4 160.00 Acres			Meteorological Tower I Individual	
	F LAND & IMPROVEMENTS	T 1	FARMLAND		32,230
	NR	T 105	NON-RESEIDENTIAL LAND & IMPROVEMENTS		69,680
			100% The Golden Hills Reg. Div. 15	Taxable Total:	101,910
1322000	SW-20-26-19-4 158.77 Acres			I Individual	
	F LAND	T 1	FARMLAND	Taxable Total:	34,870
			100% Alberta School Foundation Fund		
1323000	NE-21-26-19-4 160.00 Acres			I Individual	
	F LAND	T 1	FARMLAND	Taxable Total:	34,590
			100% Alberta School Foundation Fund		
1324000	NW-21-26-19-4 157.90 Acres			C Corporation	
	F LAND	T 1	FARMLAND	Taxable Total:	32,910
			100% Alberta School Foundation Fund		
1325000	SE-21-26-19-4 160.00 Acres			C Corporation	
	F LAND	T 1	FARMLAND	Taxable Total:	33,870



2019 Assessment Roll (Valuation Date 1-July, 2019) 2020 Taxation Year, Wheatland County

Assessment Year: 2019
Tax Year: 2020

Roll	Legal Address						Total
	100% Alberta School Foundation Fund						
1326000	SW-21-26-19-4	160.00 Acres					
			C Corporation				
	F	LAND	T	1	FARMLAND	Taxable Total:	34,140
	100% Alberta School Foundation Fund						
1327000	NE-22-26-19-4	160.00 Acres					
			I Individual				
	F	LAND	T	1	FARMLAND	Taxable Total:	35,190
	100% Alberta School Foundation Fund						
1328000	NW-22-26-19-4	160.00 Acres					
			I Individual				
	F	LAND	T	1	FARMLAND	Taxable Total:	32,740
	100% Alberta School Foundation Fund						
1329000	SE-22-26-19-4	160.00 Acres					
			I Individual				
	F	LAND	T	1	FARMLAND	Taxable Total:	32,830
	100% Alberta School Foundation Fund						
1330000	SW-22-26-19-4	160.00 Acres					
			I Individual				
	F	LAND	T	1	FARMLAND	Taxable Total:	35,430
	100% Alberta School Foundation Fund						
1331000	NE-23-26-19-4	159.88 Acres					
			I Individual				
	F	LAND	T	1	FARMLAND	Taxable Total:	37,560
	100% Alberta School Foundation Fund						
1332000	NW-23-26-19-4	160.00 Acres					
			I Individual				
	F	LAND	T	1	FARMLAND	Taxable Total:	36,270
	100% Alberta School Foundation Fund						
1333000	SE-23-26-19-4	160.00 Acres					
			C Corporation				
	F	LAND	T	1	FARMLAND	Taxable Total:	37,790
	100% Alberta School Foundation Fund						
1334000	SW-23-26-19-4	160.00 Acres					
			C Corporation				



2019 Assessment Roll (Valuation Date 1-July, 2019) 2020 Taxation Year, Wheatland County

Assessment Year: 2019
Tax Year: 2020

Roll	Legal Address					Total
	F	LAND	T	1	FARMLAND	Taxable Total: 35,530
					100% Alberta School Foundation Fund	
1335000	NE-24-26-19-4	160.00 Acres				
	263054 RGE RD 190					I Individual
	F	LAND & IMPROVEMENTS	T	1	FARMLAND	27,760
	R		T	103	RESIDENTIAL LAND & IMPROVEMENTS	167,060
						Taxable Total: 194,820
	R		E	901	RURAL RESIDENCE EXEMPTION (RAP)	61,540
					100% Alberta School Foundation Fund	Totals: 256,360
1336000	NW-24-26-19-4	160.00 Acres				
						I Individual
	F	LAND	T	1	FARMLAND	Taxable Total: 34,390
					100% Alberta School Foundation Fund	
1337000	SE-24-26-19-4	158.01 Acres				
						I Individual
	F	LAND	T	1	FARMLAND	Taxable Total: 35,380
					100% Alberta School Foundation Fund	
1338000	SW-24-26-19-4	157.80 Acres				
						C Corporation
	F	LAND	T	1	FARMLAND	Taxable Total: 36,810
					100% Alberta School Foundation Fund	
1339000	NE-25-26-19-4	160.00 Acres				
						I Individual
	F	LAND	T	1	FARMLAND	Taxable Total: 10,110
					100% Alberta School Foundation Fund	
1340000	NW-25-26-19-4	160.00 Acres				
						I Individual
	F	LAND	T	1	FARMLAND	Taxable Total: 8,370
					100% Alberta School Foundation Fund	
1341000	SE-25-26-19-4	160.00 Acres				
						I Individual
	F	LAND	T	1	FARMLAND	Taxable Total: 18,500
					100% Alberta School Foundation Fund	
1342000	SW-25-26-19-4	160.00 Acres				
						I Individual
	F	LAND	T	1	FARMLAND	Taxable Total: 29,460



2019 Assessment Roll (Valuation Date 1-July, 2019) 2020 Taxation Year, Wheatland County

Assessment Year: 2019
Tax Year: 2020

Roll	Legal Address					Total
			100% Alberta School Foundation Fund			
1343000	NE-26-26-19-4	156.66 Acres			SOUTHEAST CORNER	
					I Individual	
	F	LAND	T	1	FARMLAND	Taxable Total: 15,170
			100% Alberta School Foundation Fund			
1344000	NW-26-26-19-4	160.00 Acres			I Individual	
	F	LAND	T	1	FARMLAND	Taxable Total: 21,510
			100% Alberta School Foundation Fund			
1345000	SE-26-26-19-4	157.77 Acres			I Individual	
	F	LAND	T	1	FARMLAND	Taxable Total: 34,950
			100% Alberta School Foundation Fund			
1347000	SW-26-26-19-4	157.00 Acres			I Individual	
	F	LAND	T	1	FARMLAND	Taxable Total: 28,450
			100% Alberta School Foundation Fund			
1348000	SW-26-26-19-4	3.00 Acres			SOUTHWEST CORNER	
					I Individual	
	F	LAND	T	1	FARMLAND	Taxable Total: 490
			100% Alberta School Foundation Fund			
1349000	NE-27-26-19-4	160.00 Acres			I Individual	
	F	LAND	T	1	FARMLAND	Taxable Total: 22,690
			100% Alberta School Foundation Fund			
1350000	NW-27-26-19-4	159.20 Acres			I Individual	
	F	LAND	T	1	FARMLAND	Taxable Total: 22,560
			100% Alberta School Foundation Fund			
1351000	SE-27-26-19-4	160.00 Acres			I Individual	
	F	LAND	T	1	FARMLAND	Taxable Total: 25,630
			100% Alberta School Foundation Fund			
1352000	SW-27-26-19-4	159.58 Acres			I Individual	



2019 Assessment Roll (Valuation Date 1-July, 2019) 2020 Taxation Year, Wheatland County

Assessment Year: 2019
Tax Year: 2020

Roll	Legal Address					Total
	F	LAND	T	1	FARMLAND	Taxable Total: 25,240
					100% Alberta School Foundation Fund	
1353000	NE-28-26-19-4	157.36 Acres				I Individual
	F	LAND	T	1	FARMLAND	Taxable Total: 10,630
					100% Alberta School Foundation Fund	
1354000	NW-28-26-19-4	160.00 Acres				I Individual
	F	LAND	T	1	FARMLAND	Taxable Total: 10,050
					100% Alberta School Foundation Fund	
1355000	SE-28-26-19-4	160.00 Acres				I Individual
	F	LAND	T	1	FARMLAND	Taxable Total: 32,420
					100% Alberta School Foundation Fund	
1356000	SW-28-26-19-4	144.60 Acres				C Corporation
	F	LAND	T	1	FARMLAND	Taxable Total: 22,980
					100% Alberta School Foundation Fund	
1356010	1211966 1 1 SW-28-26-19-4 13.05 Acres					WITHIN LSD 6
		193046 TWP RD 264				I Individual
	F	LAND & IMPROVEMENTS	T	1	FARMLAND	1,580
	R		T	103	RESIDENTIAL LAND & IMPROVEMENTS	485,480
						Taxable Total: 487,060
	R		E	901	RURAL RESIDENCE EXEMPTION (RAP)	58,270
	R		E	903	FARM BUILDING EXEMPT	153,650
					100% Alberta School Foundation Fund	Exempt Total: 211,920
						Totals: 698,980
1357000	NE-29-26-19-4	160.00 Acres				I Individual
	F	LAND	T	1	FARMLAND	Taxable Total: 15,020
					100% Alberta School Foundation Fund	
1358000	NW-29-26-19-4	154.75 Acres				I Individual
	F	LAND	T	1	FARMLAND	Taxable Total: 18,140
					100% Alberta School Foundation Fund	



2019 Assessment Roll (Valuation Date 1-July, 2019) 2020 Taxation Year, Wheatland County

Assessment Year: 2019
Tax Year: 2020

Roll	Legal Address				Total
1360000	SE-29-26-19-4	157.48 Acres		C Corporation	
	F LAND		T 1 FARMLAND	Taxable Total:	27,960
			100% Alberta School Foundation Fund		
1361000	SW-29-26-19-4	154.09 Acres		I Individual	
	F LAND		T 1 FARMLAND	Taxable Total:	26,170
			100% Alberta School Foundation Fund		
1362000	NE-30-26-19-4	158.26 Acres		I Individual	
	F LAND		T 1 FARMLAND	Taxable Total:	25,600
			100% The Golden Hills Reg. Div. 15		
1363000	NW-30-26-19-4	160.00 Acres		I Individual	
	F LAND		T 1 FARMLAND	Taxable Total:	27,110
			100% Alberta School Foundation Fund		
1364000	SE-30-26-19-4	155.65 Acres		I Individual	
	F LAND		T 1 FARMLAND	Taxable Total:	25,020
			100% Alberta School Foundation Fund		
1365000	SW-30-26-19-4	140.00 Acres		I Individual	
	F LAND		T 1 FARMLAND	Taxable Total:	27,060
			100% Alberta School Foundation Fund		
1365010	1811503 1 1 SW-30-26-19-4 20.00 Acres			SOUTHEAST CORNER	
	195060 TWP RD 264			I Individual	
	F LAND & IMPROVEMENTS		T 1 FARMLAND		2,760
	R		T 103 RESIDENTIAL LAND & IMPROVEMENTS		137,860
				Taxable Total:	140,620
	R		E 901 RURAL RESIDENCE EXEMPTION (RAP)		61,540
			100% Alberta School Foundation Fund	Totals:	202,160
1366000	NE-31-26-19-4	150.00 Acres		I Individual	
	F LAND		T 1 FARMLAND	Taxable Total:	15,970
			100% Alberta School Foundation Fund		



2019 Assessment Roll (Valuation Date 1-July, 2019) 2020 Taxation Year, Wheatland County

Assessment Year: 2019
Tax Year: 2020

Roll	Legal Address	Total
1366010	8710839 1 NE-31-26-19-4 9.63 Acres 195001A TWP RD 270	I Individual
	F LAND & IMPROVEMENTS T 1 FARMLAND	490
	R T 103 RESIDENTIAL LAND & IMPROVEMENTS	213,120
	R E 901 RURAL RESIDENCE EXEMPTION (RAP)	Taxable Total: 213,610
	100% Alberta School Foundation Fund	1,980
		Totals: 215,590
1367000	NW-31-26-19-4 160.00 Acres	I Individual
	F LAND T 1 FARMLAND	Taxable Total: 16,280
	100% Alberta School Foundation Fund	
1368000	SE-31-26-19-4 157.59 Acres	I Individual
	F LAND T 1 FARMLAND	Taxable Total: 14,720
	100% Alberta School Foundation Fund	
1368010	9310494 1 SE-31-26-19-4 2.41 Acres 265010 HWY 56	CENTRAL EASTERN PORTION I Individual
	R LAND & IMPROVEMENTS T 103 RESIDENTIAL LAND & IMPROVEMENTS	Taxable Total: 267,500
	100% Alberta School Foundation Fund	
1369000	SW-31-26-19-4 160.00 Acres	I Individual
	F LAND T 1 FARMLAND	Taxable Total: 16,580
	100% Alberta School Foundation Fund	
1370000	NE-32-26-19-4 160.00 Acres	I Individual
	F LAND T 1 FARMLAND	Taxable Total: 27,820
	100% Alberta School Foundation Fund	
1371000	NW-32-26-19-4 94.82 Acres	EAST OF HIGHWAY I Individual
	F LAND T 1 FARMLAND	Taxable Total: 12,250
	100% Alberta School Foundation Fund	
1372000	NW-32-26-19-4 55.39 Acres	WEST OF HIGHWAY I Individual
	F LAND & IMPROVEMENTS T 1 FARMLAND	4,520
	R T 103 RESIDENTIAL LAND & IMPROVEMENTS	129,560
		Taxable Total: 134,080



2019 Assessment Roll (Valuation Date 1-July, 2019) 2020 Taxation Year, Wheatland County

Assessment Year: 2019
Tax Year: 2020

Roll	Legal Address					Total
	R		E	901	RURAL RESIDENCE EXEMPTION (RAP)	19,240
	R		E	903	FARM BUILDING EXEMPT	36,100
				100%	Alberta School Foundation Fund	Exempt Total: 55,340
						Totals: 189,420
1373000	SE-32-26-19-4	160.00 Acres				I Individual
	F	LAND	T	1	FARMLAND	Taxable Total: 27,540
				100%	Alberta School Foundation Fund	
1374010	SW-32-26-19-4	115.50 Acres				EAST OF HIGHWAY I Individual
	F	LAND	T	1	FARMLAND	Taxable Total: 14,430
				100%	Alberta School Foundation Fund	
1374020	SW-32-26-19-4	33.52 Acres				WEST OF HIGHWAY I Individual
	F	LAND	T	1	FARMLAND	Taxable Total: 6,110
				100%	Alberta School Foundation Fund	
1375000	NE-33-26-19-4	158.98 Acres				I Individual
	F	LAND	T	1	FARMLAND	Taxable Total: 11,360
				100%	Alberta School Foundation Fund	
1376000	NW-33-26-19-4	160.00 Acres				I Individual
	F	LAND	T	1	FARMLAND	Taxable Total: 22,590
				100%	Alberta School Foundation Fund	
1377000	SE-33-26-19-4	160.00 Acres				I Individual
	F	LAND	T	1	FARMLAND	Taxable Total: 24,240
				100%	Alberta School Foundation Fund	
1378000	SW-33-26-19-4	160.00 Acres				I Individual
		265008 RGE RD 193				
	F	LAND & IMPROVEMENTS	T	1	FARMLAND	28,580
	R		T	103	RESIDENTIAL LAND & IMPROVEMENTS	131,310
						Taxable Total: 159,890
	R		E	901	RURAL RESIDENCE EXEMPTION (RAP)	61,540
	R		E	903	FARM BUILDING EXEMPT	4,050
						Exempt Total: 65,590
						Totals: 225,480



2019 Assessment Roll (Valuation Date 1-July, 2019) 2020 Taxation Year, Wheatland County

Assessment Year: 2019
Tax Year: 2020

Roll	Legal Address	100% Alberta School Foundation Fund				Total
1379000	9612368 1 NE-34-26-19-4 179.89 Acres 265050 RGE RD 192	NORTH 20 ACRES OF SOUTHEAST QRT I Individual				
	F LAND & IMPROVEMENTS	T 1	FARMLAND			28,940
	R	T 103	RESIDENTIAL LAND & IMPROVEMENTS			106,360
				Taxable Total:		135,300
	R	E 901	RURAL RESIDENCE EXEMPTION (RAP)			70,640
			100% Alberta School Foundation Fund	Totals:		205,940
1380000	NW-34-26-19-4 157.05 Acres	C Corporation				
	F LAND	T 1	FARMLAND	Taxable Total:		25,030
			100% Alberta School Foundation Fund			
1381000	SE-34-26-19-4 140.00 Acres	SOUTH 140 ACRES I Individual				
	F LAND	T 1	FARMLAND	Taxable Total:		16,510
			100% Alberta School Foundation Fund			
1382000	SW-34-26-19-4 140.00 Acres	C Corporation				
	F LAND	T 1	FARMLAND	Taxable Total:		16,630
			100% Alberta School Foundation Fund			
1383000	SW-34-26-19-4 20.00 Acres	LSD 3 & 4 C Corporation				
	F LAND	T 1	FARMLAND	Taxable Total:		2,180
			100% Alberta School Foundation Fund			
1384000	NE-35-26-19-4 160.00 Acres 191039 TWP RD 270	I Individual				
	F LAND & IMPROVEMENTS	T 1	FARMLAND			25,470
	R	T 103	RESIDENTIAL LAND & IMPROVEMENTS			235,810
				Taxable Total:		261,280
	R	E 901	RURAL RESIDENCE EXEMPTION (RAP)			41,090
			100% Alberta School Foundation Fund	Totals:		302,370
1385000	NW-35-26-19-4 160.00 Acres	I Individual				
	F LAND	T 1	FARMLAND	Taxable Total:		30,600
			100% Alberta School Foundation Fund			
1386000	SE-35-26-19-4 160.00 Acres	I Individual				



2019 Assessment Roll (Valuation Date 1-July, 2019) 2020 Taxation Year, Wheatland County

Assessment Year: 2019
Tax Year: 2020

Roll	Legal Address					Total
	F	LAND	T	1	FARMLAND	Taxable Total: 8,680
1387000	SW-35-26-19-4	160.00 Acres			100% Alberta School Foundation Fund	
					I Individual	
	F	LAND	T	1	FARMLAND	Taxable Total: 9,450
1388000	NE-36-26-19-4	78.90 Acres			100% Alberta School Foundation Fund	
					WEST HALF	
					I Individual	
	F	LAND	T	1	FARMLAND	Taxable Total: 14,030
1389000	NE-36-26-19-4	81.11 Acres			100% Alberta School Foundation Fund	
					EAST HALF	
					C Corporation	
	F	LAND	T	1	FARMLAND	Taxable Total: 8,660
1390000	NW-36-26-19-4	160.00 Acres			100% Alberta School Foundation Fund	
		190057 TWP RD 270			I Individual	
	F	LAND & IMPROVEMENTS	T	1	FARMLAND	23,950
	R		T	103	RESIDENTIAL LAND & IMPROVEMENTS	208,160
					Taxable Total:	232,110
	R		E	901	RURAL RESIDENCE EXEMPTION (RAP)	61,540
					100% Alberta School Foundation Fund	
					Totals:	293,650
1391000	SE-36-26-19-4	78.90 Acres			WEST HALF	
					I Individual	
	F	LAND	T	1	FARMLAND	Taxable Total: 13,340
1392000	SE-36-26-19-4	81.10 Acres			100% Alberta School Foundation Fund	
					EAST HALF	
					C Corporation	
	F	LAND	T	1	FARMLAND	Taxable Total: 7,800
1393000	SW-36-26-19-4	160.00 Acres			100% Alberta School Foundation Fund	
					I Individual	
	F	LAND	T	1	FARMLAND	Taxable Total: 22,310
1394000	NE-1-27-19-4	161.00 Acres			100% Alberta School Foundation Fund	
					I Individual	
	F	LAND	T	1	FARMLAND	Taxable Total: 36,420



2019 Assessment Roll (Valuation Date 1-July, 2019) 2020 Taxation Year, Wheatland County

Assessment Year: 2019
Tax Year: 2020

Roll	Legal Address					Total
100% Alberta School Foundation Fund						
1395000	NW-1-27-19-4	136.37 Acres	LSD 11, PTN 12, ALL OF 13 & 14			
			I Individual			
	F LAND		T 1 FARMLAND	Taxable Total:	26,870	
100% Alberta School Foundation Fund						
1395010	9012557 1 NW-1-27-19-4	23.62 Acres	WEST PORTION OF LSD 4			
	270051 RGE RD 191		I Individual			
	F LAND & IMPROVEMENTS		T 1 FARMLAND		3,350	
	R		T 103 RESIDENTIAL LAND & IMPROVEMENTS		376,440	
				Taxable Total:	379,790	
	R		E 901 RURAL RESIDENCE EXEMPTION (RAP)		61,540	
	R		E 903 FARM BUILDING EXEMPT		65,210	
			100% Alberta School Foundation Fund	Exempt Total:	126,750	
				Totals:	506,540	
100% Alberta School Foundation Fund						
1396000	SE-1-27-19-4	160.00 Acres	I Individual			
	F LAND		T 1 FARMLAND	Taxable Total:	32,800	
100% Alberta School Foundation Fund						
1397000	SW-1-27-19-4	160.00 Acres	I Individual			
	F LAND		T 1 FARMLAND	Taxable Total:	33,460	
100% Alberta School Foundation Fund						
1398000	NE-2-27-19-4	158.91 Acres	I Individual			
	F LAND		T 1 FARMLAND	Taxable Total:	30,560	
100% Alberta School Foundation Fund						
1399000	NW-2-27-19-4	154.12 Acres	I Individual			
	F LAND		T 1 FARMLAND	Taxable Total:	28,440	
100% Alberta School Foundation Fund						
1400000	SE-2-27-19-4	94.90 Acres	PORTION WEST OF LAKE			
			I Individual			
	F LAND		T 1 FARMLAND	Taxable Total:	19,880	
100% Alberta School Foundation Fund						
1401000	SW-2-27-19-4	113.60 Acres	PORTION EAST OF LAKE			
			I Individual			



2019 Assessment Roll (Valuation Date 1-July, 2019) 2020 Taxation Year, Wheatland County

Assessment Year: 2019
Tax Year: 2020

Roll	Legal Address					Taxable Total:	Total
	F	LAND	T	1	FARMLAND		
					100% Alberta School Foundation Fund		16,440
1402000	NE-3-27-19-4	161.00 Acres				I Individual	
	F	LAND	T	1	FARMLAND	Taxable Total:	19,750
					100% Alberta School Foundation Fund		
1403000	NW-3-27-19-4	159.22 Acres				I Individual	
	F	LAND	T	1	FARMLAND	Taxable Total:	23,310
					100% Alberta School Foundation Fund		
1404000	SE-3-27-19-4	158.16 Acres				I Individual	
	F	LAND	T	1	FARMLAND	Taxable Total:	23,980
					100% Alberta School Foundation Fund		
1405000	SW-3-27-19-4	161.00 Acres				I Individual	
	F	LAND	T	1	FARMLAND	Taxable Total:	18,580
					100% Alberta School Foundation Fund		
1406000	NE-4-27-19-4	160.90 Acres				C Corporation	
	F	LAND	T	1	FARMLAND	Taxable Total:	25,170
					100% Alberta School Foundation Fund		
1407000	NW-4-27-19-4	152.76 Acres				I Individual	
	F	LAND	T	1	FARMLAND	Taxable Total:	25,150
					100% Alberta School Foundation Fund		
1408000	NW-4-27-19-4	6.40 Acres				CENTRAL WEST PORTION	
		270063 HWY 56				I Individual	
	F	LAND & IMPROVEMENTS	T	1	FARMLAND		250
	R		T	103	RESIDENTIAL LAND & IMPROVEMENTS		543,850
						Taxable Total:	544,100
	R		E	901	RURAL RESIDENCE EXEMPTION (RAP)		250
					100% Alberta School Foundation Fund	Totals:	544,350
1409000	SE-4-27-19-4	161.00 Acres				I Individual	
	F	LAND	T	1	FARMLAND	Taxable Total:	23,860



2019 Assessment Roll (Valuation Date 1-July, 2019) 2020 Taxation Year, Wheatland County

Assessment Year: 2019
Tax Year: 2020

Roll	Legal Address						Total
100% Alberta School Foundation Fund							
1410000	SW-4-27-19-4		158.82 Acres				
					I Individual		
	F	LAND	T	1	FARMLAND	Taxable Total:	19,430
100% Alberta School Foundation Fund							
1411000	NE-5-27-19-4		156.32 Acres				
					I Individual		
	F	LAND	T	1	FARMLAND	Taxable Total:	18,130
100% Alberta School Foundation Fund							
1412000	NW-5-27-19-4		161.00 Acres				
					I Individual		
	F	LAND	T	1	FARMLAND	Taxable Total:	25,120
100% Alberta School Foundation Fund							
1413000	SE-5-27-19-4		158.05 Acres				
					I Individual		
	F	LAND	T	1	FARMLAND	Taxable Total:	10,960
100% Alberta School Foundation Fund							
1414000	SW-5-27-19-4		162.00 Acres				
					I Individual		
	F	LAND	T	1	FARMLAND	Taxable Total:	13,390
100% Alberta School Foundation Fund							
1415000	NE-6-27-19-4		157.27 Acres				
					I Individual		
	F	LAND	T	1	FARMLAND	Taxable Total:	26,780
100% Alberta School Foundation Fund							
1416000	NW-6-27-19-4		129.10 Acres		LSD 11, 12, 14 & PTN LSD 13		
					I Individual		
	F	LAND	T	1	FARMLAND	Taxable Total:	25,330
100% Alberta School Foundation Fund							
1416010	9710482 1	NW-6-27-19-4	31.90 Acres			NORTHWEST CORNER	
						I Individual	
	F	LAND & IMPROVEMENTS		T	1	FARMLAND	2,530
	R			T	103	RESIDENTIAL LAND & IMPROVEMENTS	319,670
						Taxable Total:	322,200
	R			E	901	RURAL RESIDENCE EXEMPTION (RAP)	2,530
	R			E	903	FARM BUILDING EXEMPT	6,570



2019 Assessment Roll (Valuation Date 1-July, 2019) 2020 Taxation Year, Wheatland County

Assessment Year: 2019
Tax Year: 2020

Roll	Legal Address					Total
			100% Alberta School Foundation Fund	Exempt Total:		9,100
				Totals:		331,300
1417000	SE-6-27-19-4	160.91 Acres		I Individual		
	F LAND		T 1 FARMLAND	Taxable Total:		27,280
			100% Alberta School Foundation Fund			
1418000	SW-6-27-19-4	162.02 Acres		I Individual		
	F LAND		T 1 FARMLAND	Taxable Total:		32,650
			100% Alberta School Foundation Fund			
1419000	2776BM OT SW-6-27-19-4	0.45 Acres		SW corner M Municipal		
	NR LAND		E 155 WHEATLAND COUNTY EXEMPT	Exempt Total:		2,150
			100% Alberta School Foundation Fund			
1420000	NE-7-27-19-4	159.38 Acres		I Individual		
	F LAND		T 1 FARMLAND	Taxable Total:		31,860
			100% Alberta School Foundation Fund			
1421000	NW-7-27-19-4	159.62 Acres		I Individual		
	F LAND		T 1 FARMLAND	Taxable Total:		32,240
			100% Alberta School Foundation Fund			
1422000	SE-7-27-19-4	157.92 Acres		I Individual		
	F LAND		T 1 FARMLAND	Taxable Total:		16,870
			100% Alberta School Foundation Fund			
1423000	SW-7-27-19-4	161.00 Acres		I Individual		
	F LAND		T 1 FARMLAND	Taxable Total:		29,230
			100% Alberta School Foundation Fund			
1424000	NE-8-27-19-4	151.35 Acres		I Individual		
	F LAND		T 1 FARMLAND	Taxable Total:		25,970
			100% Alberta School Foundation Fund			



2019 Assessment Roll (Valuation Date 1-July, 2019) 2020 Taxation Year, Wheatland County

Assessment Year: 2019
Tax Year: 2020

Roll	Legal Address	Total
1424010	0110503 1 1 NE-8-27-19-4 1.86 Acres 194005 HWY 569	NORTHEASTERLY CORNER I Individual
	R LAND & IMPROVEMENTS T 103 RESIDENTIAL LAND & IMPROVEMENTS 100% Alberta School Foundation Fund	Taxable Total: 494,500
1424020	0110503 1 2 NE-8-27-19-4 1.27 Acres	Dalum Corner Service Station Dalum Corner Service Station C Corporation
	NR LAND & IMPROVEMENTS T 105 NON-RESEIDENTIAL LAND & IMPROVEMENTS 100% Alberta School Foundation Fund	Taxable Total: 257,450
1425000	NW-8-27-19-4 156.63 Acres	I Individual
	F LAND T 1 FARMLAND 100% Alberta School Foundation Fund	Taxable Total: 30,750
1426000	SE-8-27-19-4 155.83 Acres 271026 HWY 56	I Individual
	F LAND & IMPROVEMENTS T 1 FARMLAND	23,290
	R T 103 RESIDENTIAL LAND & IMPROVEMENTS	109,400
		Taxable Total: 132,690
	R E 901 RURAL RESIDENCE EXEMPTION (RAP)	39,700
	R E 903 FARM BUILDING EXEMPT 100% Alberta School Foundation Fund	5,090
		Exempt Total: 44,790
		Totals: 177,480
1427000	SW-8-27-19-4 158.67 Acres	I Individual
	F LAND T 1 FARMLAND 100% Alberta School Foundation Fund	Taxable Total: 29,700
1428000	NE-9-27-19-4 136.03 Acres 193021 HWY 569	WEST OF LAKE C Corporation
	F LAND & IMPROVEMENTS T 1 FARMLAND	24,460
	R T 103 RESIDENTIAL LAND & IMPROVEMENTS	266,560
		Taxable Total: 291,020
	R E 901 RURAL RESIDENCE EXEMPTION (RAP)	61,540
	100% Alberta School Foundation Fund	Totals: 352,560
1429000	NW-9-27-19-4 149.36 Acres	C Corporation
	F LAND T 1 FARMLAND	Taxable Total: 26,800
	100% Alberta School Foundation Fund	



2019 Assessment Roll (Valuation Date 1-July, 2019) 2020 Taxation Year, Wheatland County

Assessment Year: 2019
Tax Year: 2020

Roll	Legal Address				Total
1429010	NW-9-27-19-4 4.02 Acres 193081 HWY 569			DALUM HALL & BALL DIAMONDS Dalum Hall & Ball Diamonds C Corporation	
	NR LAND & IMPROVEMENTS	E 165	CHARITABLE & WELFARE EXEMPT 100% Alberta School Foundation Fund	Exempt Total:	317,360
1429020	NW-9-27-19-4 3.56 Acres			DALUM CAMP KITCHEN-1663.5' W. Dalum Camp Kitchen C Corporation	
	NR LAND & IMPROVEMENTS	E 165	CHARITABLE & WELFARE EXEMPT 100% Alberta School Foundation Fund	Exempt Total:	134,910
1430000	SE-9-27-19-4 158.90 Acres			C Corporation	
	F LAND	T 1	FARMLAND 100% Alberta School Foundation Fund	Taxable Total:	28,640
1430010	4375BM OT SE-9-27-19-4 1.00 Acres			S.E. CORNER P Provincial	
	NR LAND	E 154	OTHER PROV. IMP EXEMPT 100% Alberta School Foundation Fund	Exempt Total:	1,070
1431000	SW-9-27-19-4 159.63 Acres			I Individual	
	F LAND	T 1	FARMLAND 100% Alberta School Foundation Fund	Taxable Total:	28,990
1432000	NE-10-27-19-4 157.12 Acres			I Individual	
	F LAND	T 1	FARMLAND 100% Alberta School Foundation Fund	Taxable Total:	34,760
1432010	8910256 1 N -10-27-19-4 8.43 Acres 192041 HWY 569			NORTH CENTRAL PORTION I Individual	
	F LAND & IMPROVEMENTS	T 1	FARMLAND		820
	R	T 103	RESIDENTIAL LAND & IMPROVEMENTS		242,530
				Taxable Total:	243,350
	R	E 901	RURAL RESIDENCE EXEMPTION (RAP)		820
	R	E 903	FARM BUILDING EXEMPT 100% Alberta School Foundation Fund		36,890
				Exempt Total:	37,710
				Totals:	281,060
1433000	NW-10-27-19-4 123.18 Acres			C Corporation	
	F LAND	T 1	FARMLAND	Taxable Total:	25,520



2019 Assessment Roll (Valuation Date 1-July, 2019) 2020 Taxation Year, Wheatland County

Assessment Year: 2019
Tax Year: 2020

Roll	Legal Address						Total
			100% Alberta School Foundation Fund				
1434000	SE-10-27-19-4	160.60 Acres				County Lease-Lund Stock Pile I Individual	
	F LAND		T 1 FARMLAND				32,270
	NR		E 152 MUNI GRAVEL OPERATION- EXEMPT				45,360
			100% Alberta School Foundation Fund				
			Totals:				77,630
1435000	SW-10-27-19-4	161.00 Acres				C Corporation	
	F LAND		T 1 FARMLAND			Taxable Total:	32,710
			100% Alberta School Foundation Fund				
1436000	NE-11-27-19-4	159.97 Acres				I Individual	
	F LAND		T 1 FARMLAND			Taxable Total:	26,230
			100% Alberta School Foundation Fund				
1437000	NW-11-27-19-4	159.97 Acres				I Individual	
	191061 HWY 569						
	F LAND & IMPROVEMENTS		T 1 FARMLAND				26,780
	R		T 103 RESIDENTIAL LAND & IMPROVEMENTS				118,100
			Taxable Total:				144,880
	R		E 901 RURAL RESIDENCE EXEMPTION (RAP)				51,800
			100% Alberta School Foundation Fund				
			Totals:				196,680
1438000	SE-11-27-19-4	161.00 Acres				I Individual	
	F LAND		T 1 FARMLAND			Taxable Total:	26,820
			100% Alberta School Foundation Fund				
1439000	SW-11-27-19-4	160.45 Acres				I Individual	
	F LAND		T 1 FARMLAND			Taxable Total:	33,020
			100% Alberta School Foundation Fund				
1440000	NE-12-27-19-4	161.00 Acres				C Corporation	
	F LAND		T 1 FARMLAND			Taxable Total:	32,310
			100% Alberta School Foundation Fund				
1441000	NW-12-27-19-4	158.78 Acres				C Corporation	
	F LAND		T 1 FARMLAND			Taxable Total:	33,310



2019 Assessment Roll (Valuation Date 1-July, 2019) 2020 Taxation Year, Wheatland County

Assessment Year: 2019
Tax Year: 2020

Roll	Legal Address						Total
	100% Alberta School Foundation Fund						
1442000	SE-12-27-19-4	159.54 Acres					
			I Individual				
	F	LAND	T	1	FARMLAND	Taxable Total:	30,500
	100% Alberta School Foundation Fund						
1443000	SW-12-27-19-4	150.52 Acres					
			I Individual				
	F	LAND	T	1	FARMLAND	Taxable Total:	30,370
	100% Alberta School Foundation Fund						
1443010	SW-12-27-19-4	6.83 Acres					
	271015 RGE RD 191		NRTH PRTN LSD 4 & 5 HALF LSD 5				
			I Individual				
	F	LAND & IMPROVEMENTS	T	1	FARMLAND		590
	R		T	103	RESIDENTIAL LAND & IMPROVEMENTS		236,190
			Taxable Total:				236,780
	R		E	901	RURAL RESIDENCE EXEMPTION (RAP)		590
	R		E	903	FARM BUILDING EXEMPT		19,520
			100% Alberta School Foundation Fund				
			Exempt Total:				20,110
			Totals:				256,890
1444000	NE-13-27-19-4	158.41 Acres					
			I Individual				
	F	LAND	T	1	FARMLAND	Taxable Total:	31,330
	100% Alberta School Foundation Fund						
1445000	NW-13-27-19-4	119.97 Acres					
			LSD 1 TO 10 & 15 & 16				
			I Individual				
	F	LAND	T	1	FARMLAND	Taxable Total:	28,720
	100% Alberta School Foundation Fund						
1445010	9012480 1 NW-13-27-19-4	40.00 Acres					
	272065 HWY 569		LSD 11 TO 14				
			I Individual				
	F	LAND & IMPROVEMENTS	T	1	FARMLAND		6,870
	R		T	103	RESIDENTIAL LAND & IMPROVEMENTS		173,260
			Taxable Total:				180,130
	R		E	901	RURAL RESIDENCE EXEMPTION (RAP)		73,340
	R		E	903	FARM BUILDING EXEMPT		9,140
			100% Alberta School Foundation Fund				
			Exempt Total:				82,480
			Totals:				262,610
1446000	SE-13-27-19-4	157.38 Acres					
			I Individual				



2019 Assessment Roll (Valuation Date 1-July, 2019) 2020 Taxation Year, Wheatland County

Assessment Year: 2019
Tax Year: 2020

Roll	Legal Address					Total
	F	LAND	T	1	FARMLAND	
					100% Alberta School Foundation Fund	Taxable Total: 34,140
1447000	SW-13-27-19-4	160.37 Acres				I Individual
	F	LAND	T	1	FARMLAND	
					100% Alberta School Foundation Fund	Taxable Total: 36,030
1448000	NE-14-27-19-4	156.86 Acres				C Corporation
	F	LAND	T	1	FARMLAND	
					100% Alberta School Foundation Fund	Taxable Total: 31,010
1449000	NW-14-27-19-4	161.00 Acres				C Corporation
	F	LAND	T	1	FARMLAND	
					100% Alberta School Foundation Fund	Taxable Total: 32,810
1450000	SE-14-27-19-4	156.48 Acres				C Corporation
	F	LAND	T	1	FARMLAND	
					100% Alberta School Foundation Fund	Taxable Total: 33,960
1451000	SW-14-27-19-4	159.97 Acres				C Corporation
	F	LAND	T	1	FARMLAND	
					100% Alberta School Foundation Fund	Taxable Total: 32,140
1452000	NE-15-27-19-4	161.00 Acres				I Individual
	F	LAND	T	1	FARMLAND	
					100% Alberta School Foundation Fund	Taxable Total: 29,690
1453000	NW-15-27-19-4	161.00 Acres				I Individual
	F	LAND	T	1	FARMLAND	
					100% Alberta School Foundation Fund	Taxable Total: 30,460
1454000	SE-15-27-19-4	159.97 Acres				I Individual
	F	LAND	T	1	FARMLAND	
					100% Alberta School Foundation Fund	Taxable Total: 24,420



2019 Assessment Roll (Valuation Date 1-July, 2019) 2020 Taxation Year, Wheatland County

Assessment Year: 2019
Tax Year: 2020

Roll	Legal Address	Total
1455000	SW-15-27-19-4 128.08 Acres 272027 RGE RD 193	LSD 3, PTN 4 & 5, & ALL OF 6 I Individual
	F LAND & IMPROVEMENTS	25,430
	R	242,930
	T 1 FARMLAND	
	T 103 RESIDENTIAL LAND & IMPROVEMENTS	
		Taxable Total: 268,360
	R	30,770
	E 901 RURAL RESIDENCE EXEMPTION (RAP)	12,860
	E 903 FARM BUILDING EXEMPT	
	100% Alberta School Foundation Fund	Exempt Total: 43,630
		Totals: 311,990
1455010	SW-15-27-19-4 23.51 Acres 272011 RGE RD 193	PORTION 4 & 5 I Individual
	F LAND & IMPROVEMENTS	2,810
	R	327,660
	T 1 FARMLAND	
	T 103 RESIDENTIAL LAND & IMPROVEMENTS	
		Taxable Total: 330,470
	R	61,540
	E 901 RURAL RESIDENCE EXEMPTION (RAP)	
	100% Alberta School Foundation Fund	Totals: 392,010
1456000	NE-16-27-19-4 159.31 Acres	C Corporation
	F LAND	
	T 1 FARMLAND	
	100% Alberta School Foundation Fund	Taxable Total: 34,490
1457000	NW-16-27-19-4 149.46 Acres	C Corporation
	F LAND	
	T 1 FARMLAND	
	100% Alberta School Foundation Fund	Taxable Total: 25,850
1458000	NW-16-27-19-4 4.18 Acres	NORTHWEST CORNER P Provincial
	NR LAND	
	E 150 CROWN LAND & IMPR. EXEMPT	
	100% Alberta School Foundation Fund	Exempt Total: 70,480
1459000	SE-16-27-19-4 147.79 Acres	C Corporation
	F LAND	
	T 1 FARMLAND	
	100% Alberta School Foundation Fund	Taxable Total: 33,240
1460000	SE-16-27-19-4 3.00 Acres 272012 RGE RD 193	NORTHEAST CORNER LSD 1 I Individual
	R LAND & IMPROVEMENTS	
	T 103 RESIDENTIAL LAND & IMPROVEMENTS	
	100% Alberta School Foundation Fund	Taxable Total: 371,700



2019 Assessment Roll (Valuation Date 1-July, 2019) 2020 Taxation Year, Wheatland County

Assessment Year: 2019
Tax Year: 2020

Roll	Legal Address				Total
1461000	SW-16-27-19-4	151.16 Acres			
			C Corporation		
	F LAND	T 1 FARMLAND	Taxable Total:	27,830	
		100% Alberta School Foundation Fund			
1461010	1313007 1 1 SW-16-27-19-4 3.96 Acres 193078 HWY 569		S.W. CORNER Dalum Fire Hall & County Grader Shop M Municipal		
	NR LAND & IMPROVEMENTS	E 155 WHEATLAND COUNTY EXEMPT	Exempt Total:	1,546,780	
		100% Alberta School Foundation Fund			
1462000	NE-17-27-19-4	160.31 Acres			
			C Corporation		
	F LAND	T 1 FARMLAND	Taxable Total:	29,500	
		100% Alberta School Foundation Fund			
1463000	NW-17-27-19-4	155.74 Acres			
			I Individual		
	F LAND	T 1 FARMLAND	Taxable Total:	33,960	
		100% Alberta School Foundation Fund			
1463010	0716442 1 1 NW-17-27-19-4 5.26 Acres 272075 RGE RD 195		85m South of NW Corner I Individual		
	F LAND & IMPROVEMENTS	T 1 FARMLAND		340	
	R	T 103 RESIDENTIAL LAND & IMPROVEMENTS		180,160	
			Taxable Total:	180,500	
	R	E 901 RURAL RESIDENCE EXEMPTION (RAP)		340	
	R	E 903 FARM BUILDING EXEMPT		11,050	
		100% Alberta School Foundation Fund	Exempt Total:	11,390	
			Totals:	191,890	
1464000	SE-17-27-19-4	142.70 Acres			
			C Corporation		
	F LAND & IMPROVEMENTS	T 1 FARMLAND		23,270	
	R	T 103 RESIDENTIAL LAND & IMPROVEMENTS		65,000	
	NR	T 105 NON-RESEIDENTIAL LAND & IMPROVEMENTS		78,930	
			Taxable Total:	167,200	
	R	E 901 RURAL RESIDENCE EXEMPTION (RAP)		26,200	
		100% Alberta School Foundation Fund	Totals:	193,400	
1464010	SE-17-27-19-4	4.82 Acres	SOUTHEAST CORNER Bethlehem Lutheran Church I Individual		
	194002A HWY 569				
	R LAND & IMPROVEMENTS	T 103 RESIDENTIAL LAND & IMPROVEMENTS		167,080	



2019 Assessment Roll (Valuation Date 1-July, 2019) 2020 Taxation Year, Wheatland County

Assessment Year: 2019
Tax Year: 2020

Roll	Legal Address					Total
	NR		E 164	RELIGIOUS EXEMPT		581,030
			100%	Alberta School Foundation Fund	Totals:	748,110
1465000	SE-17-27-19-4	9.08 Acres			SOUTHEAST CORNER LSD 2	
	194026 HWY 569				I Individual	
	R	LAND & IMPROVEMENTS	T 103	RESIDENTIAL LAND & IMPROVEMENTS	Taxable Total:	254,600
			100%	Alberta School Foundation Fund		
1466000	SW-17-27-19-4	154.02 Acres			I Individual	
	F	LAND	T 1	FARMLAND	Taxable Total:	29,020
			100%	Alberta School Foundation Fund		
1467000	NE-18-27-19-4	161.00 Acres			C Corporation	
	F	LAND	T 1	FARMLAND	Taxable Total:	32,050
			100%	Alberta School Foundation Fund		
1468000	NW-18-27-19-4	158.00 Acres			C Corporation	
	F	LAND	T 1	FARMLAND	Taxable Total:	33,100
			100%	Alberta School Foundation Fund		
1469000	NW-18-27-19-4	3.00 Acres			SOUTHEAST CORNER	
					C Corporation	
	F	LAND	T 1	FARMLAND	Taxable Total:	390
			100%	Alberta School Foundation Fund		
1470000	SE-18-27-19-4	159.97 Acres			I Individual	
	F	LAND	T 1	FARMLAND	Taxable Total:	34,230
			100%	Alberta School Foundation Fund		
1471000	SW-18-27-19-4	159.45 Acres			I Individual	
	F	LAND	T 1	FARMLAND	Taxable Total:	29,360
			100%	Alberta School Foundation Fund		
1472000	NE-19-27-19-4	141.36 Acres			I Individual	
	F	LAND	T 1	FARMLAND	Taxable Total:	30,760
			100%	Alberta School Foundation Fund		



2019 Assessment Roll (Valuation Date 1-July, 2019) 2020 Taxation Year, Wheatland County

Assessment Year: 2019
Tax Year: 2020

Roll	Legal Address	Total
1472010	9410934 1 NE-19-27-19-4 19.64 Acres 273048 RGE RD 195	SOUTHEAST CORNER I Individual
	F LAND & IMPROVEMENTS T 1 FARMLAND	3,060
	R T 103 RESIDENTIAL LAND & IMPROVEMENTS	278,140
		Taxable Total: 281,200
	R E 901 RURAL RESIDENCE EXEMPTION (RAP)	3,060
	R E 903 FARM BUILDING EXEMPT	14,590
	100% Alberta School Foundation Fund	Exempt Total: 17,650
		Totals: 298,850
1473000	NW-19-27-19-4 161.00 Acres	C Corporation
	F LAND T 1 FARMLAND	Taxable Total: 35,630
	100% The Golden Hills Reg. Div. 15	
1474000	SE-19-27-19-4 161.00 Acres	C Corporation
	F LAND T 1 FARMLAND	Taxable Total: 31,020
	100% Alberta School Foundation Fund	
1475000	SW-19-27-19-4 161.00 Acres	C Corporation
	F LAND T 1 FARMLAND	Taxable Total: 34,750
	100% The Golden Hills Reg. Div. 15	
1476000	NE-20-27-19-4 161.00 Acres	I Individual
	F LAND T 1 FARMLAND	Taxable Total: 17,720
	100% Alberta School Foundation Fund	
1477000	NW-20-27-19-4 150.80 Acres	C Corporation
	F LAND T 1 FARMLAND	Taxable Total: 33,860
	100% Alberta School Foundation Fund	
1477010	0510425 1 1 NW-20-27-19-4 10.21 Acres 273065 RGE RD 195	NW CORNER LSD 12 I Individual
	F LAND & IMPROVEMENTS T 1 FARMLAND	1,230
	R T 103 RESIDENTIAL LAND & IMPROVEMENTS	215,870
		Taxable Total: 217,100
	R E 901 RURAL RESIDENCE EXEMPTION (RAP)	1,230
	R E 903 FARM BUILDING EXEMPT	20,840
		Exempt Total: 22,070



2019 Assessment Roll (Valuation Date 1-July, 2019) 2020 Taxation Year, Wheatland County

Assessment Year: 2019
Tax Year: 2020

Roll	Legal Address	100% Alberta School Foundation Fund				Total
Totals:						239,170
1478000	SE-20-27-19-4	161.00 Acres	C Corporation			
	F LAND		T 1	FARMLAND	Taxable Total:	26,940
100% Alberta School Foundation Fund						
1479000	SW-20-27-19-4	161.00 Acres	I Individual			
	F LAND		T 1	FARMLAND	Taxable Total:	35,870
100% Alberta School Foundation Fund						
1480000	NE-21-27-19-4	161.00 Acres	I Individual			
	F LAND		T 1	FARMLAND	Taxable Total:	29,140
100% Alberta School Foundation Fund						
1481000	NW-21-27-19-4	140.08 Acres	EAST OF ROAD I Individual			
	F LAND		T 1	FARMLAND	Taxable Total:	29,150
100% Alberta School Foundation Fund						
1482000	NW-21-27-19-4	11.41 Acres	WEST OF ROAD I Individual			
	F LAND		T 1	FARMLAND	Taxable Total:	740
100% Alberta School Foundation Fund						
1483000	SE-21-27-19-4	161.00 Acres	C Corporation			
	F LAND		T 1	FARMLAND	Taxable Total:	30,410
100% Alberta School Foundation Fund						
1484000	SW-21-27-19-4	110.20 Acres	EAST OF ROAD C Corporation			
	F LAND		T 1	FARMLAND	Taxable Total:	20,730
100% Alberta School Foundation Fund						
1484010	SW-21-27-19-4 273030 HWY 56	42.68 Acres	WEST OF ROAD I Individual			
	F LAND & IMPROVEMENTS		T 1	FARMLAND		2,620
	R		T 103	RESIDENTIAL LAND & IMPROVEMENTS		239,840
Taxable Total:						242,460
	R		E 901	RURAL RESIDENCE EXEMPTION (RAP)		3,360
Totals:						245,820



2019 Assessment Roll (Valuation Date 1-July, 2019) 2020 Taxation Year, Wheatland County

Assessment Year: 2019
Tax Year: 2020

Roll	Legal Address	100% Alberta School Foundation Fund				Total
1485000	NE-22-27-19-4 161.00 Acres					
		I Individual				
	F LAND	T 1	FARMLAND	Taxable Total:		29,930
		100% Alberta School Foundation Fund				
1486000	NW-22-27-19-4 161.00 Acres					
		I Individual				
	F LAND	T 1	FARMLAND	Taxable Total:		29,120
		100% Alberta School Foundation Fund				
1487000	SE-22-27-19-4 161.00 Acres					
		I Individual				
	F LAND	T 1	FARMLAND	Taxable Total:		27,150
		100% Alberta School Foundation Fund				
1488000	SW-22-27-19-4 161.00 Acres					
		I Individual				
	F LAND	T 1	FARMLAND	Taxable Total:		26,930
		100% Alberta School Foundation Fund				
1489000	NE-23-27-19-4 158.87 Acres 273048 RGE RD 191					
		C Corporation				
	F LAND & IMPROVEMENTS	T 1	FARMLAND			29,920
	R	T 103	RESIDENTIAL LAND & IMPROVEMENTS			139,260
		Taxable Total:				169,180
	R	E 901	RURAL RESIDENCE EXEMPTION (RAP)			61,540
	R	E 903	FARM BUILDING EXEMPT			7,440
		100% Alberta School Foundation Fund				
		Exempt Total:				68,980
		Totals:				238,160
1490000	NW-23-27-19-4 161.00 Acres					
		C Corporation				
	F LAND	T 1	FARMLAND	Taxable Total:		34,530
		100% Alberta School Foundation Fund				
1491000	SE-23-27-19-4 160.82 Acres					
		C Corporation				
	F LAND	T 1	FARMLAND	Taxable Total:		34,630
		100% Alberta School Foundation Fund				
1492000	SW-23-27-19-4 161.00 Acres					
		C Corporation				
	F LAND	T 1	FARMLAND	Taxable Total:		32,250



2019 Assessment Roll (Valuation Date 1-July, 2019) 2020 Taxation Year, Wheatland County

Assessment Year: 2019
Tax Year: 2020

Roll	Legal Address						Total
			100% Alberta School Foundation Fund				
1493000	NE-24-27-19-4	161.00 Acres				I Individual	
	F LAND		T 1 FARMLAND		Taxable Total:		33,450
			100% Alberta School Foundation Fund				
1494000	NW-24-27-19-4	161.00 Acres				I Individual	
	F LAND		T 1 FARMLAND		Taxable Total:		30,570
			100% Alberta School Foundation Fund				
1495000	SE-24-27-19-4	156.98 Acres				I Individual	
	F LAND		T 1 FARMLAND		Taxable Total:		32,560
			100% Alberta School Foundation Fund				
1496000	SW-24-27-19-4	156.98 Acres				I Individual	
	F LAND		T 1 FARMLAND		Taxable Total:		32,340
			100% Alberta School Foundation Fund				
1497000	NE-25-27-19-4	160.00 Acres				I Individual	
	F LAND		T 1 FARMLAND		Taxable Total:		22,860
			100% Alberta School Foundation Fund				
1498000	NW-25-27-19-4	160.00 Acres				I Individual	
	F LAND		T 1 FARMLAND		Taxable Total:		30,880
			100% Alberta School Foundation Fund				
1499000	SE-25-27-19-4	160.00 Acres				I Individual	
	F LAND		T 1 FARMLAND		Taxable Total:		24,210
			100% Alberta School Foundation Fund				
1500000	SW-25-27-19-4	160.00 Acres				I Individual	
	274025 RGE RD 191						
	F LAND & IMPROVEMENTS		T 1 FARMLAND				27,320
	R		T 103 RESIDENTIAL LAND & IMPROVEMENTS				121,500
			Taxable Total:				148,820
	R		E 901 RURAL RESIDENCE EXEMPTION (RAP)				50,500
			Totals:				199,320



2019 Assessment Roll (Valuation Date 1-July, 2019) 2020 Taxation Year, Wheatland County

Assessment Year: 2019
Tax Year: 2020

Roll	Legal Address	100% Alberta School Foundation Fund	Total
1501000	NE-26-27-19-4 154.79 Acres	I Individual	
	F LAND	T 1 FARMLAND	Taxable Total: 32,240
		100% Alberta School Foundation Fund	
1501010	9012475 1 NE-26-27-19-4 5.05 Acres 274074 RGE RD 191	Lionels Oilfield & Memories Photo Studio	
	R LAND & IMPROVEMENTS	T 103 RESIDENTIAL LAND & IMPROVEMENTS	315,130
	NR	T 105 NON-RESEIDENTIAL LAND & IMPROVEMENTS	135,160
		100% Alberta School Foundation Fund	Taxable Total: 450,290
1502000	NW-26-27-19-4 160.16 Acres	I Individual	
	F LAND	T 1 FARMLAND	Taxable Total: 28,730
		100% Alberta School Foundation Fund	
1503000	SE-26-27-19-4 159.50 Acres	I Individual	
	F LAND	T 1 FARMLAND	Taxable Total: 32,760
		100% Alberta School Foundation Fund	
1504000	SW-26-27-19-4 157.31 Acres	I Individual	
	F LAND	T 1 FARMLAND	Taxable Total: 32,640
		100% Alberta School Foundation Fund	
1505000	NE-27-27-19-4 158.02 Acres	I Individual	
	F LAND	T 1 FARMLAND	Taxable Total: 32,020
		100% Alberta School Foundation Fund	
1506000	NW-27-27-19-4 160.00 Acres	I Individual	
	F LAND	T 1 FARMLAND	Taxable Total: 35,980
		100% Alberta School Foundation Fund	
1507000	SE-27-27-19-4 159.99 Acres	I Individual	
	F LAND	T 1 FARMLAND	Taxable Total: 31,860
		100% Alberta School Foundation Fund	
1508000	SW-27-27-19-4 148.90 Acres	I Individual	



2019 Assessment Roll (Valuation Date 1-July, 2019) 2020 Taxation Year, Wheatland County

Assessment Year: 2019
Tax Year: 2020

Roll	Legal Address				Total
	F	LAND	T 1	FARMLAND	Taxable Total: 28,910
				100% Alberta School Foundation Fund	
1508010	9011440 L	SW-27-27-19-4	11.10 Acres		SOUTHWEST CORNER LSD 5
	274027 RGE RD 193				I Individual
	F	LAND & IMPROVEMENTS	T 1	FARMLAND	1,330
	R		T 103	RESIDENTIAL LAND & IMPROVEMENTS	212,040
				Taxable Total:	213,370
	R		E 901	RURAL RESIDENCE EXEMPTION (RAP)	61,540
	R		E 903	FARM BUILDING EXEMPT	3,180
				100% Alberta School Foundation Fund	Exempt Total: 64,720
					Totals: 278,090
1509000	NE-28-27-19-4	161.00 Acres			I Individual
	F	LAND	T 1	FARMLAND	Taxable Total: 35,190
				100% Alberta School Foundation Fund	
1510000	NW-28-27-19-4	154.01 Acres			I Individual
	F	LAND	T 1	FARMLAND	Taxable Total: 35,290
				100% Alberta School Foundation Fund	
1511000	SE-28-27-19-4	161.00 Acres			I Individual
	F	LAND	T 1	FARMLAND	Taxable Total: 32,060
				100% Alberta School Foundation Fund	
1512000	SW-28-27-19-4	153.64 Acres			I Individual
	F	LAND	T 1	FARMLAND	Taxable Total: 29,840
				100% Alberta School Foundation Fund	
1513000	NE-29-27-19-4	160.00 Acres			I Individual
	F	LAND	T 1	FARMLAND	Taxable Total: 21,630
				100% Alberta School Foundation Fund	
1514000	NW-29-27-19-4	160.00 Acres			I Individual
	F	LAND	T 1	FARMLAND	Taxable Total: 35,450
				100% The Golden Hills Reg. Div. 15	



2019 Assessment Roll (Valuation Date 1-July, 2019) 2020 Taxation Year, Wheatland County

Assessment Year: 2019
Tax Year: 2020

Roll	Legal Address				Total
1515000	SE-29-27-19-4	160.00 Acres		I Individual	
	F LAND	T 1 FARMLAND	Taxable Total:		13,740
		100% The Golden Hills Reg. Div. 15			
1516000	SW-29-27-19-4	159.09 Acres		I Individual	
	274021 RGE RD 195				
	F LAND & IMPROVEMENTS	T 1 FARMLAND			34,190
	R	T 103 RESIDENTIAL LAND & IMPROVEMENTS			649,460
			Taxable Total:		683,650
	R	E 901 RURAL RESIDENCE EXEMPTION (RAP)			61,540
		100% The Golden Hills Reg. Div. 15	Totals:		745,190
1516500	2776BM OT SW-29-27-19-4	0.91 Acres	SW corner		
			I Individual		
	NR LAND	E 155 WHEATLAND COUNTY EXEMPT	Exempt Total:		3,510
		100% Alberta School Foundation Fund			
1518000	NE-30-27-19-4	161.00 Acres		C Corporation	
	F LAND	T 1 FARMLAND	Taxable Total:		34,940
		100% The Golden Hills Reg. Div. 15			
1519000	NW-30-27-19-4	161.00 Acres		I Individual	
	F LAND	T 1 FARMLAND	Taxable Total:		34,760
		100% Alberta School Foundation Fund			
1520000	SE-30-27-19-4	161.00 Acres		I Individual	
	F LAND	T 1 FARMLAND	Taxable Total:		34,030
		100% Alberta School Foundation Fund			
1521000	SW-30-27-19-4	160.77 Acres		I Individual	
	F LAND	T 1 FARMLAND	Taxable Total:		34,580
		100% Alberta School Foundation Fund			
1522000	4904BM OT SW-30-27-19-4	0.23 Acres	ROAD ALLOWANCE		
			M Municipal		
	NR LAND	E 155 WHEATLAND COUNTY EXEMPT	Exempt Total:		3,510
		100% Alberta School Foundation Fund			



2019 Assessment Roll (Valuation Date 1-July, 2019) 2020 Taxation Year, Wheatland County

Assessment Year: 2019
Tax Year: 2020

Roll	Legal Address	Total
1523000	NE-31-27-19-4 161.00 Acres	
	C Corporation	
	F LAND T 1 FARMLAND Taxable Total: 33,050	
	100% The Golden Hills Reg. Div. 15	
1524000	NW-31-27-19-4 161.00 Acres	
	C Corporation	
	F LAND T 1 FARMLAND Taxable Total: 31,760	
	100% The Golden Hills Reg. Div. 15	
1525000	SE-31-27-19-4 161.00 Acres	
	C Corporation	
	F LAND T 1 FARMLAND Taxable Total: 35,260	
	100% Alberta School Foundation Fund	
1526000	SW-31-27-19-4 161.00 Acres	
	I Individual	
	F LAND T 1 FARMLAND Taxable Total: 34,790	
	100% Alberta School Foundation Fund	
1527000	NE-32-27-19-4 161.00 Acres	
	275050 HWY 56 I Individual	
	F LAND & IMPROVEMENTS T 1 FARMLAND 20,410	
	R T 103 RESIDENTIAL LAND & IMPROVEMENTS 227,040	
	R Taxable Total: 247,450	
	R E 901 RURAL RESIDENCE EXEMPTION (RAP) 30,770	
	R E 903 FARM BUILDING EXEMPT 61,680	
	100% Alberta School Foundation Fund Exempt Total: 92,450	
	Totals: 339,900	
1528000	NW-32-27-19-4 161.00 Acres	
	I Individual	
	F LAND T 1 FARMLAND Taxable Total: 33,040	
	100% Alberta School Foundation Fund	
1529000	SE-32-27-19-4 161.00 Acres	
	I Individual	
	F LAND T 1 FARMLAND Taxable Total: 23,880	
	100% Alberta School Foundation Fund	
1530000	SW-32-27-19-4 161.00 Acres	
	275027 RGE RD 195 I Individual	
	F LAND & IMPROVEMENTS T 1 FARMLAND 34,600	



2019 Assessment Roll (Valuation Date 1-July, 2019) 2020 Taxation Year, Wheatland County

Assessment Year: 2019
Tax Year: 2020

Roll	Legal Address					Total
	R		T	103	RESIDENTIAL LAND & IMPROVEMENTS	329,760
					Taxable Total:	364,360
	R		E	901	RURAL RESIDENCE EXEMPTION (RAP)	67,640
	R		E	903	FARM BUILDING EXEMPT	8,200
				100%	Alberta School Foundation Fund	75,840
					Exempt Total:	75,840
					Totals:	440,200
1531000	NE-33-27-19-4	158.93 Acres			I Individual	
	F LAND		T	1	FARMLAND	
				100%	Alberta School Foundation Fund	
					Taxable Total:	30,140
1532000	NW-33-27-19-4	153.09 Acres			I Individual	
	F LAND		T	1	FARMLAND	
				100%	Alberta School Foundation Fund	
					Taxable Total:	32,170
1533000	SE-33-27-19-4	159.97 Acres			I Individual	
	F LAND		T	1	FARMLAND	
				100%	Alberta School Foundation Fund	
					Taxable Total:	30,450
1534000	SW-33-27-19-4	154.17 Acres			I Individual	
	F LAND		T	1	FARMLAND	
				100%	Alberta School Foundation Fund	
					Taxable Total:	32,500
1535000	NE-34-27-19-4	161.00 Acres			I Individual	
	F LAND		T	1	FARMLAND	
				100%	Alberta School Foundation Fund	
					Taxable Total:	34,440
1536000	NW-34-27-19-4	161.00 Acres			I Individual	
	F LAND		T	1	FARMLAND	
				100%	Alberta School Foundation Fund	
					Taxable Total:	33,010
1537000	SE-34-27-19-4	161.00 Acres			I Individual	
	F LAND		T	1	FARMLAND	
				100%	Alberta School Foundation Fund	
					Taxable Total:	32,600
1538000	SW-34-27-19-4	161.00 Acres			I Individual	



2019 Assessment Roll (Valuation Date 1-July, 2019) 2020 Taxation Year, Wheatland County

Assessment Year: 2019
Tax Year: 2020

Roll	Legal Address					Taxable Total:	Total
	F	LAND	T	1	FARMLAND		
					100% Alberta School Foundation Fund		34,350
1539000	NE-35-27-19-4	161.00 Acres				C Corporation	
	F	LAND	T	1	FARMLAND	Taxable Total:	33,670
					100% Alberta School Foundation Fund		
1540000	NW-35-27-19-4	161.00 Acres				I Individual	
	F	LAND & IMPROVEMENTS	T	1	FARMLAND		33,270
	R		T	103	RESIDENTIAL LAND & IMPROVEMENTS		73,500
						Taxable Total:	106,770
	R		E	901	RURAL RESIDENCE EXEMPTION (RAP)		27,500
					100% The Golden Hills Reg. Div. 15	Totals:	134,270
1541000	SE-35-27-19-4	161.00 Acres				I Individual	
	F	LAND	T	1	FARMLAND	Taxable Total:	32,280
					100% The Golden Hills Reg. Div. 15		
1542000	SW-35-27-19-4	160.72 Acres				I Individual	
	F	LAND	T	1	FARMLAND	Taxable Total:	32,210
					100% The Golden Hills Reg. Div. 15		
1543000	NE-36-27-19-4	161.00 Acres				I Individual	
	F	LAND	T	1	FARMLAND	Taxable Total:	36,010
					100% Alberta School Foundation Fund		
1544000	NW-36-27-19-4	161.00 Acres				I Individual	
		275047 RGE RD 191					
	F	LAND & IMPROVEMENTS	T	1	FARMLAND		32,670
	R		T	103	RESIDENTIAL LAND & IMPROVEMENTS		444,060
						Taxable Total:	476,730
	R		E	901	RURAL RESIDENCE EXEMPTION (RAP)		61,540
	R		E	903	FARM BUILDING EXEMPT		29,350
					100% Alberta School Foundation Fund	Exempt Total:	90,890
						Totals:	567,620
1545000	SE-36-27-19-4	161.00 Acres				I Individual	



2019 Assessment Roll (Valuation Date 1-July, 2019) 2020 Taxation Year, Wheatland County

Assessment Year: 2019
Tax Year: 2020

Roll	Legal Address					Total
	F	LAND	T	1	FARMLAND	Taxable Total: 29,910
					100% Alberta School Foundation Fund	
1546000	SW-36-27-19-4	161.00 Acres				I Individual
	F	LAND	T	1	FARMLAND	Taxable Total: 33,290
					100% Alberta School Foundation Fund	
1557100	NE-1-28-19-4	161.00 Acres				C Corporation
	F	LAND	T	1	FARMLAND	Taxable Total: 17,760
					100% Alberta School Foundation Fund	
1557200	NW-1-28-19-4	161.00 Acres				C Corporation
	F	LAND	T	1	FARMLAND	Taxable Total: 20,250
					100% Alberta School Foundation Fund	
1557300	SE-1-28-19-4	161.00 Acres				C Corporation
	F	LAND	T	1	FARMLAND	Taxable Total: 32,670
					100% Alberta School Foundation Fund	
1557400	SW-1-28-19-4	157.76 Acres				I Individual
	F	LAND	T	1	FARMLAND	Taxable Total: 36,410
					100% Alberta School Foundation Fund	
1557500	8811488 1 SW-1-28-19-4 3.24 Acres					SOUTHWEST CORNER
		190080 TWP RD 280				I Individual
	R	LAND & IMPROVEMENTS	T	103	RESIDENTIAL LAND & IMPROVEMENTS	Taxable Total: 167,200
					100% Alberta School Foundation Fund	
1558000	NE-2-28-19-4	160.00 Acres				I Individual
	F	LAND	T	1	FARMLAND	Taxable Total: 31,350
					100% Alberta School Foundation Fund	
1559000	NW-2-28-19-4	160.00 Acres				I Individual
	F	LAND	T	1	FARMLAND	Taxable Total: 36,670
					100% Alberta School Foundation Fund	



2019 Assessment Roll (Valuation Date 1-July, 2019) 2020 Taxation Year, Wheatland County

Assessment Year: 2019
Tax Year: 2020

Roll	Legal Address	Total
1560000	SE-2-28-19-4 160.00 Acres	
	I Individual	
	F LAND T 1 FARMLAND 100% Alberta School Foundation Fund	Taxable Total: 34,530
1561000	SW-2-28-19-4 160.00 Acres 191056 TWP RD 280	
	I Individual	
	F LAND & IMPROVEMENTS T 1 FARMLAND	35,550
	R T 103 RESIDENTIAL LAND & IMPROVEMENTS	239,380
		Taxable Total: 274,930
	R E 901 RURAL RESIDENCE EXEMPTION (RAP)	70,080
	R E 903 FARM BUILDING EXEMPT	49,440
	100% Alberta School Foundation Fund	Exempt Total: 119,520
		Totals: 394,450
1562000	NE-3-28-19-4 161.00 Acres	
	I Individual	
	F LAND T 1 FARMLAND 100% The Golden Hills Reg. Div. 15	Taxable Total: 35,020
1563000	NW-3-28-19-4 161.00 Acres 280043 RGE RD 193	
	I Individual	
	F LAND & IMPROVEMENTS T 1 FARMLAND	35,060
	R T 103 RESIDENTIAL LAND & IMPROVEMENTS	222,460
		Taxable Total: 257,520
	R E 901 RURAL RESIDENCE EXEMPTION (RAP)	61,540
	R E 903 FARM BUILDING EXEMPT	74,120
	100% The Golden Hills Reg. Div. 15	Exempt Total: 135,660
		Totals: 393,180
1564000	SE-3-28-19-4 161.00 Acres	
	I Individual	
	F LAND T 1 FARMLAND 100% The Golden Hills Reg. Div. 15	Taxable Total: 35,400
1565000	SW-3-28-19-4 159.66 Acres	
	I Individual	
	F LAND T 1 FARMLAND 100% The Golden Hills Reg. Div. 15	Taxable Total: 35,790
1566000	NE-4-28-19-4 155.99 Acres	
	I Individual	
	F LAND T 1 FARMLAND	Taxable Total: 35,040



2019 Assessment Roll (Valuation Date 1-July, 2019) 2020 Taxation Year, Wheatland County

Assessment Year: 2019
Tax Year: 2020

Roll	Legal Address						Total
			100% The Golden Hills Reg. Div. 15				
1567000	NW-4-28-19-4	152.23 Acres				I Individual	
	F LAND		T 1	FARMLAND		Taxable Total:	33,810
			100% Alberta School Foundation Fund				
1568000	SE-4-28-19-4	160.00 Acres				I Individual	
	F LAND		T 1	FARMLAND		Taxable Total:	34,760
			100% Alberta School Foundation Fund				
1569000	SW-4-28-19-4	154.12 Acres				I Individual	
	F LAND		T 1	FARMLAND		Taxable Total:	34,350
			100% Alberta School Foundation Fund				
1570000	NE-5-28-19-4	155.21 Acres				I Individual	
	F LAND		T 1	FARMLAND		Taxable Total:	27,190
			100% Alberta School Foundation Fund				
1571000	NW-5-28-19-4	160.00 Acres				I Individual	
	F LAND		T 1	FARMLAND		Taxable Total:	21,150
			100% Alberta School Foundation Fund				
1572000	SE-5-28-19-4	79.83 Acres				North Half I Individual	
	F LAND		T 1	FARMLAND		Taxable Total:	15,010
			100% Alberta School Foundation Fund				
1572010	SE-5-28-19-4 280012 HWY 56	79.89 Acres				SOUTH 1/2 Manufactures Attachments For Graders C Corporation	
	F LAND & IMPROVEMENTS		T 1	FARMLAND			10,430
	R		T 103	RESIDENTIAL LAND & IMPROVEMENTS			607,670
	NR		T 105	NON-RESEIDENTIAL LAND & IMPROVEMENTS			28,700
						Taxable Total:	646,800
	R		E 901	RURAL RESIDENCE EXEMPTION (RAP)			10,430
	R		E 903	FARM BUILDING EXEMPT			68,800
			100% Alberta School Foundation Fund			Exempt Total:	79,230
						Totals:	726,030



2019 Assessment Roll (Valuation Date 1-July, 2019) 2020 Taxation Year, Wheatland County

Assessment Year: 2019
Tax Year: 2020

Roll	Legal Address					Total
1573000	SW-5-28-19-4	160.00 Acres	I Individual			
	F LAND		T 1 FARMLAND	Taxable Total:		29,560
			100% Alberta School Foundation Fund			
1573100	NE-6-28-19-4	152.05 Acres	I Individual			
	F LAND		T 1 FARMLAND	Taxable Total:		26,750
			100% Alberta School Foundation Fund			
1573200	NW-6-28-19-4	119.89 Acres	LSD 1 TO 10 & 15 & 16			
			I Individual			
	F LAND		T 1 FARMLAND	Taxable Total:		14,930
			100% Alberta School Foundation Fund			
1573300	NW-6-28-19-4	34.39 Acres	LSD 13			
			I Individual			
	F LAND & IMPROVEMENTS		T 1 FARMLAND			1,000
	R		E 903 FARM BUILDING EXEMPT			12,130
			100% Alberta School Foundation Fund			
			Totals:			13,130
1573400	2100DU NW-6-28-19-4	0.02 Acres	NORTHWEST CORNER			
			C Corporation			
	NR LAND		T 105 NON-RESEIDENTIAL LAND & IMPROVEMENTS	Taxable Total:		6,340
			100% Alberta School Foundation Fund			
1573500	NW-6-28-19-4	1.47 Acres	STREAM DIVERSION NORTHWEST CRN			
			C Corporation			
	NR LAND		T 105 NON-RESEIDENTIAL LAND & IMPROVEMENTS	Taxable Total:		5,010
			100% Alberta School Foundation Fund			
1573600	SE-6-28-19-4	146.30 Acres	I Individual			
	F LAND		T 1 FARMLAND	Taxable Total:		26,630
			100% Alberta School Foundation Fund			
1573605	9312017 1 SE-6-28-19-4	9.54 Acres	WEST CENTRAL WEST OF ROAD			
	280014 RGE RD 195A		I Individual			
	F LAND & IMPROVEMENTS		T 1 FARMLAND			430
	R		T 103 RESIDENTIAL LAND & IMPROVEMENTS			186,370
			Taxable Total:			186,800
	R		E 901 RURAL RESIDENCE EXEMPTION (RAP)			430
	R		E 903 FARM BUILDING EXEMPT			15,000



2019 Assessment Roll (Valuation Date 1-July, 2019) 2020 Taxation Year, Wheatland County

Assessment Year: 2019
Tax Year: 2020

Roll	Legal Address					Total
			100% Alberta School Foundation Fund	Exempt Total:		15,430
				Totals:		202,230
1573700	SW-6-28-19-4	160.00 Acres		I Individual		
	F LAND		T 1 FARMLAND	Taxable Total:		32,220
			100% Alberta School Foundation Fund			
1574000	NE-9-28-19-4	160.00 Acres		I Individual		
	281048 RGE RD 193					
	F LAND & IMPROVEMENTS		T 1 FARMLAND			32,770
	R		T 103 RESIDENTIAL LAND & IMPROVEMENTS			130,200
				Taxable Total:		162,970
	R		E 901 RURAL RESIDENCE EXEMPTION (RAP)			57,200
			100% Alberta School Foundation Fund	Totals:		220,170
1575000	NW-9-28-19-4	157.31 Acres		I Individual		
	F LAND		T 1 FARMLAND	Taxable Total:		33,340
			100% Alberta School Foundation Fund			
1576000	SE-9-28-19-4	160.00 Acres		I Individual		
	F LAND		T 1 FARMLAND	Taxable Total:		34,400
			100% Alberta School Foundation Fund			
1577000	SW-9-28-19-4	157.23 Acres		I Individual		
	F LAND		T 1 FARMLAND	Taxable Total:		32,560
			100% Alberta School Foundation Fund			
1578000	NE-10-28-19-4	81.00 Acres		WEST HALF I Individual		
	F LAND		T 1 FARMLAND	Taxable Total:		9,920
			100% Alberta School Foundation Fund			
1578010	NE-10-28-19-4	80.00 Acres		EAST HALF I Individual		
	F LAND		T 1 FARMLAND	Taxable Total:		2,800
			100% Alberta School Foundation Fund			
1579000	NW-10-28-19-4	159.50 Acres		I Individual		
	F LAND		T 1 FARMLAND	Taxable Total:		32,260



2019 Assessment Roll (Valuation Date 1-July, 2019) 2020 Taxation Year, Wheatland County

Assessment Year: 2019
Tax Year: 2020

Roll	Legal Address						Total
			100% Alberta School Foundation Fund				
1580000	SE-10-28-19-4 192004 TWP RD 281	156.99 Acres					
			I Individual				
	F LAND & IMPROVEMENTS		T 1	FARMLAND			25,110
	R		T 103	RESIDENTIAL LAND & IMPROVEMENTS			107,120
			Taxable Total:				132,230
	R		E 901	RURAL RESIDENCE EXEMPTION (RAP)			59,580
			100% The Golden Hills Reg. Div. 15				
			Totals:				191,810
1581000	SW-10-28-19-4 281037 RGE RD 193	156.99 Acres					
			I Individual				
	F LAND & IMPROVEMENTS		T 1	FARMLAND			34,470
	R		T 103	RESIDENTIAL LAND & IMPROVEMENTS			392,940
			Taxable Total:				427,410
	R		E 901	RURAL RESIDENCE EXEMPTION (RAP)			720
	R		E 903	FARM BUILDING EXEMPT			30,640
			100% Alberta School Foundation Fund				
			Exempt Total:				31,360
			Totals:				458,770
1581100	NE-11-28-19-4	86.50 Acres					
			SOUTH OF RIVER				
			I Individual				
	F LAND		T 1	FARMLAND			2,260
			100% Alberta School Foundation Fund				
1581200	NW-11-28-19-4	113.80 Acres					
			LSD 11 & 12, Ptn. LSD 14				
			I Individual				
	F LAND		T 1	FARMLAND			4,780
			100% Alberta School Foundation Fund				
1581300	NW-11-28-19-4	40.10 Acres					
			LSD 13				
			M Municipal				
	NR LAND		E 155	WHEATLAND COUNTY EXEMPT			26,840
			100% Alberta School Foundation Fund				
1581400	SE-11-28-19-4	80.00 Acres					
			EAST HALF				
			I Individual				
	F LAND		T 1	FARMLAND			2,960
			100% Alberta School Foundation Fund				
1581410	SE-11-28-19-4	80.00 Acres					
			WEST HALF				
			I Individual				
	F LAND		T 1	FARMLAND			13,010



2019 Assessment Roll (Valuation Date 1-July, 2019) 2020 Taxation Year, Wheatland County

Assessment Year: 2019
Tax Year: 2020

Roll	Legal Address						Total
			100% Alberta School Foundation Fund				
1581500	SW-11-28-19-4	157.39 Acres					
			I Individual				
	F	LAND	T	1	FARMLAND	Taxable Total:	27,980
			100% Alberta School Foundation Fund				
1581510	SW-11-28-19-4	2.61 Acres					
	191084 TWP RD 281		SOUTHWEST CORNER				
			I Individual				
	R	LAND & IMPROVEMENTS	T	103	RESIDENTIAL LAND & IMPROVEMENTS	Taxable Total:	399,400
			100% Alberta School Foundation Fund				
1581600	NW-12-28-19-4	14.80 Acres					
			SOUTH OF RIVER				
			C Corporation				
	F	LAND	T	1	FARMLAND	Taxable Total:	260
			100% Alberta School Foundation Fund				
1581700	SE-12-28-19-4	95.80 Acres					
			SOUTHWEST OF RIVER				
			C Corporation				
	F	LAND	T	1	FARMLAND	Taxable Total:	2,590
			100% Alberta School Foundation Fund				
1581800	SW-12-28-19-4	157.10 Acres					
			SOUTHWEST OF RIVER				
			C Corporation				
	F	LAND	T	1	FARMLAND	Taxable Total:	6,830
			100% Alberta School Foundation Fund				
1581900	SW-14-28-19-4	15.90 Acres					
			SOUTHWEST OF RIVER				
			M Municipal				
	NR	LAND	E	155	WHEATLAND COUNTY EXEMPT	Exempt Total:	11,350
			100% Alberta School Foundation Fund				
1582000	NE-20-21-20-4	9.15 Acres					
			NORTH OF RAILWAY				
			P Provincial				
	NR	LAND	E	150	CROWN LAND & IMPR. EXEMPT	Exempt Total:	67,650
			100% Alberta School Foundation Fund				
1583000	NW-20-21-20-4	5.60 Acres					
			NORTH OF RAILWAY				
			P Provincial				
	NR	LAND	E	150	CROWN LAND & IMPR. EXEMPT	Exempt Total:	55,730
			100% Alberta School Foundation Fund				
1584000	NE-25-21-20-4	40.63 Acres					
			NORTH OF RAILWAY				
			I Individual				



2019 Assessment Roll (Valuation Date 1-July, 2019) 2020 Taxation Year, Wheatland County

Assessment Year: 2019
Tax Year: 2020

Roll	Legal Address					Total
	F	LAND	T	1	FARMLAND	
					100% Alberta School Foundation Fund	Taxable Total: 2,620
1584010	NE-25-21-20-4	1.19 Acres				C Corporation
	R	LAND	T	104	RESIDENTIAL VACANT LAND	Taxable Total: 34,200
					100% Alberta School Foundation Fund	
1585000	NW-25-21-20-4	31.30 Acres				NORTH OF RAILWAY I Individual
	F	LAND	T	1	FARMLAND	Taxable Total: 5,830
					100% Alberta School Foundation Fund	
1585010	4811N A 1-10 NW-25-21-20-4	0.78 Acres				CROWFOOT I Individual
		200045A TWP RD 215				
	R	LAND & IMPROVEMENTS	T	103	RESIDENTIAL LAND & IMPROVEMENTS	Taxable Total: 121,800
					100% The Golden Hills Reg. Div. 15	
1585020	4811N A 11 N -25-21-20-4	2.89 Acres				CROWFOOT I Individual
	R	LAND	T	104	RESIDENTIAL VACANT LAND	Taxable Total: 46,200
					100% Alberta School Foundation Fund	
1585030	4811N B 1,2 N -25-21-20-4	6,760 Sq. Feet				CROWFOOT I Individual
		200045B TWP RD 215				
	R	LAND & IMPROVEMENTS	T	103	RESIDENTIAL LAND & IMPROVEMENTS	Taxable Total: 75,300
					100% Alberta School Foundation Fund	
1585040	4811N B 3-7 N -25-21-20-4	16,900 Sq. Feet				CROWFOOT I Individual
	R	LAND	T	104	RESIDENTIAL VACANT LAND	Taxable Total: 17,000
					100% Alberta School Foundation Fund	
1585050	4811N B 8 N -25-21-20-4	3,380 Sq. Feet				CROWFOOT I Individual
	R	LAND & IMPROVEMENTS	T	103	RESIDENTIAL LAND & IMPROVEMENTS	Taxable Total: 9,600
					100% Alberta School Foundation Fund	
1585060	4811N B 9,10 N -25-21-20-4	6,760 Sq. Feet				CROWFOOT I Individual
	R	LAND	T	104	RESIDENTIAL VACANT LAND	Taxable Total: 9,600
					100% Alberta School Foundation Fund	



2019 Assessment Roll (Valuation Date 1-July, 2019) 2020 Taxation Year, Wheatland County

Assessment Year: 2019
Tax Year: 2020

Roll	Legal Address	Total
1585070	4811N B 11-14 N -25-21-20-4 2.89 Acres	CROWFOOT I Individual
	R LAND T 104 RESIDENTIAL VACANT LAND 100% Alberta School Foundation Fund	Taxable Total: 46,200
1585100	4811N C 1 - 9 NW-25-21-20-4 0.70 Acres	CROWFOOT M Municipal
	NR LAND E 155 WHEATLAND COUNTY EXEMPT 100% Alberta School Foundation Fund	Exempt Total: 25,140
1585110	4811N C 10 NW-25-21-20-4 3,380 Sq. Feet	CROWFOOT M Municipal
	NR LAND E 160 TAX RECOVERY EXEMPT 100% Alberta School Foundation Fund	Exempt Total: 6,500
1585120	4811N C 45 N -25-21-20-4 1.34 Acres 200057 TWP RD 215	CROWFOOT I Individual
	R LAND & IMPROVEMENTS T 103 RESIDENTIAL LAND & IMPROVEMENTS 100% Alberta School Foundation Fund	Taxable Total: 129,500
1585130	4811N C 46-48 N -25-21-20-4 1.34 Acres	CROWFOOT I Individual
	R LAND T 104 RESIDENTIAL VACANT LAND 100% Alberta School Foundation Fund	Taxable Total: 35,300
1585140	RY11 NW-25-21-20-4 16.02 Acres	Crowfoot Station Grounds Crowfoot Station Grounds C Corporation
	NR LAND G 174 FEDERAL GIL NON-RESIDENTIAL 100% Alberta School Foundation Fund	Grant-In-Lieu Total: 82,300
1586000	NE-26-21-20-4 65.66 Acres	NORTH OF RAILWAY I Individual
	F LAND T 1 FARMLAND 100% Alberta School Foundation Fund	Taxable Total: 13,540
1587000	NW-26-21-20-4 74.87 Acres	NORTH OF RAILWAY I Individual
	F LAND T 1 FARMLAND 100% Alberta School Foundation Fund	Taxable Total: 15,570
1588000	NE-27-21-20-4 85.86 Acres	NORTH OF RAILWAY I Individual
	F LAND T 1 FARMLAND	Taxable Total: 18,300



2019 Assessment Roll (Valuation Date 1-July, 2019) 2020 Taxation Year, Wheatland County

Assessment Year: 2019
Tax Year: 2020

Roll	Legal Address					Total
	100% Alberta School Foundation Fund					
1589000	NW-27-21-20-4	96.86 Acres				
			NORTH OF RAILWAY C Corporation			
	F	LAND	T	1	FARMLAND	Taxable Total: 20,500
	100% Alberta School Foundation Fund					
1590000	NE-28-21-20-4	124.31 Acres				
			NORTH OF RAILWAY I Individual			
	F	LAND	T	1	FARMLAND	Taxable Total: 26,850
	100% Alberta School Foundation Fund					
1591000	NW-28-21-20-4	157.88 Acres				
			C Corporation			
	F	LAND	T	1	FARMLAND	Taxable Total: 29,630
	100% Alberta School Foundation Fund					
1592000	RY11 OT NW-28-21-20-4	2.12 Acres				
			SE CORNER LSD 12 BALLAST PIT P Provincial			
	NR	LAND	E	154	OTHER PROV. IMP EXEMPT	Exempt Total: 40,800
	100% Alberta School Foundation Fund					
1594000	SW-28-21-20-4	56.07 Acres				
			NE OF RAILWAY Crowfoot Gravel Pit C Corporation			
	F	LAND & IMPROVEMENTS	T	1	FARMLAND	4,100
	NR		T	105	NON-RESEIDENTIAL LAND & IMPROVEMENTS	174,130
	100% Alberta School Foundation Fund					Taxable Total: 178,230
1595000	NE-29-21-20-4	160.00 Acres				
			I Individual			
	F	LAND	T	1	FARMLAND	Taxable Total: 25,320
	100% Alberta School Foundation Fund					
1596000	NW-29-21-20-4	156.80 Acres				
			I Individual			
	F	LAND	T	1	FARMLAND	Taxable Total: 18,450
	100% Alberta School Foundation Fund					
1597000	SE-29-21-20-4	60.00 Acres				
			F Federal			
	NR	LAND	X	170	PROV GIL NON. RES (MUNI LEVY)	Mun. Only Total: 151,400
	100% Alberta School Foundation Fund					



2019 Assessment Roll (Valuation Date 1-July, 2019) 2020 Taxation Year, Wheatland County

Assessment Year: 2019
Tax Year: 2020

Roll	Legal Address				Total
1597500	S -29-21-20-4	254.15 Acres	Caretaker Permit#1063, see file I Individual		
	F LAND		T 1 FARMLAND 100% Alberta School Foundation Fund	Taxable Total:	14,250
1598000	SW-29-21-20-4	5.00 Acres	F Federal		
	NR LAND		X 170 PROV GIL NON. RES (MUNI LEVY) 100% Alberta School Foundation Fund	Mun. Only Total:	16,800
1599000	NE-30-21-20-4	160.00 Acres	I Individual		
	F LAND		T 1 FARMLAND 100% Alberta School Foundation Fund	Taxable Total:	11,570
1600000	NW-30-21-20-4	80.00 Acres	South Half I Individual		
	F LAND		T 1 FARMLAND 100% Alberta School Foundation Fund	Taxable Total:	15,340
1600010	NW-30-21-20-4	80.00 Acres	THE NORTH HALF I Individual		
	F LAND		T 1 FARMLAND 100% Alberta School Foundation Fund	Taxable Total:	4,590
1601000	SE-30-21-20-4 214033 RGE RD 210	158.09 Acres	Mitchell Aggregate C Corporation		
	F LAND & IMPROVEMENTS		T 1 FARMLAND		23,370
	R		T 103 RESIDENTIAL LAND & IMPROVEMENTS		166,540
	NR		T 105 NON-RESEIDENTIAL LAND & IMPROVEMENTS		142,520
				Taxable Total:	332,430
	R		E 901 RURAL RESIDENCE EXEMPTION (RAP)		53,410
	R		E 903 FARM BUILDING EXEMPT 100% Alberta School Foundation Fund		242,540
				Exempt Total:	295,950
				Totals:	628,380
1602000	SW-30-21-20-4	143.44 Acres	C Corporation		
	F LAND		T 1 FARMLAND 100% Alberta School Foundation Fund	Taxable Total:	30,040
1603000	NE-31-21-20-4 205025 TWP RD 220	145.70 Acres	I Individual		



2019 Assessment Roll (Valuation Date 1-July, 2019) 2020 Taxation Year, Wheatland County

Assessment Year: 2019
Tax Year: 2020

Roll	Legal Address					Total
1603010	F	LAND & IMPROVEMENTS	T	1	FARMLAND	23,290
	R		T	103	RESIDENTIAL LAND & IMPROVEMENTS	828,790
	Taxable Total:					852,080
	R		E	901	RURAL RESIDENCE EXEMPTION (RAP)	92,310
	R		E	903	FARM BUILDING EXEMPT	108,150
100% Alberta School Foundation Fund					Exempt Total:	200,460
					Totals:	1,052,540
NE-31-21-20-4 0.25 Acres					N.E. CORNER	
					P Provincial	
1605000	NR	LAND	E	154	OTHER PROV. IMP EXEMPT	170
	100% Alberta School Foundation Fund					
	8546FB A NW-31-21-20-4 118.90 Acres					
	205063 TWP RD 220					
	S. OF HIGHWAY & W. OF CREEK					
1606000	F	LAND & IMPROVEMENTS	T	1	FARMLAND	8,040
	R		T	103	RESIDENTIAL LAND & IMPROVEMENTS	223,760
	Taxable Total:					231,800
	R		E	901	RURAL RESIDENCE EXEMPTION (RAP)	19,040
	100% Alberta School Foundation Fund					Totals: 250,840
NW-31-21-20-4 28.95 Acres					EAST OF CREEK	
					I Individual	
1607000	F	LAND	T	1	FARMLAND	3,950
	100% Alberta School Foundation Fund					
	SE-31-21-20-4 158.30 Acres					
	215004 RGE RD 205					
	I Individual					
1609000	F	LAND & IMPROVEMENTS	T	1	FARMLAND	18,030
	R		T	103	RESIDENTIAL LAND & IMPROVEMENTS	277,540
	Taxable Total:					295,570
	R		E	901	RURAL RESIDENCE EXEMPTION (RAP)	22,860
	100% Alberta School Foundation Fund					Totals: 318,430
SW-31-21-20-4 135.65 Acres					WEST OF CREEK & 1605FE PAR:C	
					I Individual	
1610000	F	LAND	T	1	FARMLAND	6,410
	NR		T	105	NON-RESEIDENTIAL LAND & IMPROVEMENTS	57,070
	100% Alberta School Foundation Fund					Taxable Total: 63,480
	1605FE B,D SW-31-21-20-4 26.05 Acres					
	EAST OF CREEK					
					I Individual	
1610000	F	LAND	T	1	FARMLAND	4,830
	Taxable Total:					



2019 Assessment Roll (Valuation Date 1-July, 2019) 2020 Taxation Year, Wheatland County

Assessment Year: 2019
Tax Year: 2020

Roll	Legal Address						Total
100% Alberta School Foundation Fund							
1612000	NE-32-21-20-4	150.02 Acres					
			C Corporation				
	F	LAND	T	1	FARMLAND	Taxable Total:	28,580
100% Alberta School Foundation Fund							
1613000	NW-32-21-20-4	150.18 Acres					
			C Corporation				
	F	LAND	T	1	FARMLAND	Taxable Total:	30,290
100% Alberta School Foundation Fund							
1614000	SE-32-21-20-4	160.00 Acres					
			C Corporation				
	F	LAND	T	1	FARMLAND	Taxable Total:	30,260
100% Alberta School Foundation Fund							
1615000	SW-32-21-20-4	160.00 Acres					
			C Corporation				
	F	LAND	T	1	FARMLAND	Taxable Total:	31,970
100% Alberta School Foundation Fund							
1616000	NE-33-21-20-4	147.98 Acres					
	203001 HWY 1		I Individual				
	F	LAND & IMPROVEMENTS	T	1	FARMLAND		30,040
	R		T	103	RESIDENTIAL LAND & IMPROVEMENTS		124,860
			Taxable Total:				154,900
	R		E	901	RURAL RESIDENCE EXEMPTION (RAP)		61,540
	R		E	903	FARM BUILDING EXEMPT		22,560
			100% Alberta School Foundation Fund				
			Exempt Total:				84,100
			Totals:				239,000
1617000	NW-33-21-20-4	150.19 Acres					
			C Corporation				
	F	LAND	T	1	FARMLAND	Taxable Total:	29,570
100% Alberta School Foundation Fund							
1618000	SE-33-21-20-4	160.00 Acres					
			I Individual				
	F	LAND	T	1	FARMLAND	Taxable Total:	32,550
100% Alberta School Foundation Fund							
1619000	SW-33-21-20-4	160.00 Acres					
			C Corporation				



2019 Assessment Roll (Valuation Date 1-July, 2019) 2020 Taxation Year, Wheatland County

Assessment Year: 2019
Tax Year: 2020

Roll	Legal Address					Total
	F	LAND	T	1	FARMLAND	Taxable Total: 32,020
1620000	NE-34-21-20-4	150.22 Acres			100% Alberta School Foundation Fund	
					I Individual	
	F	LAND	T	1	FARMLAND	Taxable Total: 31,070
1621000	NW-34-21-20-4	150.28 Acres			100% Alberta School Foundation Fund	
					C Corporation	
	F	LAND	T	1	FARMLAND	Taxable Total: 30,480
1622000	SE-34-21-20-4	160.00 Acres			100% Alberta School Foundation Fund	
		215018 RGE RD 202			C Corporation	
	F	LAND & IMPROVEMENTS	T	1	FARMLAND	35,140
	R		T	103	RESIDENTIAL LAND & IMPROVEMENTS	179,170
					Taxable Total:	214,310
	R		E	901	RURAL RESIDENCE EXEMPTION (RAP)	61,540
	R		E	903	FARM BUILDING EXEMPT	89,670
					100% Alberta School Foundation Fund	Exempt Total: 151,210
					Totals:	365,520
1623000	SW-34-21-20-4	160.00 Acres			C Corporation	
	F	LAND	T	1	FARMLAND	Taxable Total: 32,410
					100% Alberta School Foundation Fund	
1624000	NE-35-21-20-4	150.33 Acres			I Individual	
	F	LAND	T	1	FARMLAND	Taxable Total: 33,350
					100% Alberta School Foundation Fund	
1625000	NW-35-21-20-4	150.25 Acres			I Individual	
	F	LAND	T	1	FARMLAND	Taxable Total: 32,480
					100% Alberta School Foundation Fund	
1626000	SE-35-21-20-4	160.00 Acres			I Individual	
		214084 RGE RD 201				
	F	LAND & IMPROVEMENTS	T	1	FARMLAND	34,470
	R		T	103	RESIDENTIAL LAND & IMPROVEMENTS	284,810
					Taxable Total:	319,280



2019 Assessment Roll (Valuation Date 1-July, 2019) 2020 Taxation Year, Wheatland County

Assessment Year: 2019
Tax Year: 2020

Roll	Legal Address					Total
	R		E	901	RURAL RESIDENCE EXEMPTION (RAP)	61,540
	R		E	903	FARM BUILDING EXEMPT	18,150
				100%	Alberta School Foundation Fund	79,690
					Exempt Total:	
					Totals:	398,970
1627000	SW-35-21-20-4	120.00 Acres			LSD 3&6 & E. 1/2 LSD 4&5	
					I Individual	
	F	LAND	T	1	FARMLAND	26,730
				100%	Alberta School Foundation Fund	
1628000	SW-35-21-20-4	40.00 Acres			W 1/2 LSD 4&5	
					C Corporation	
	F	LAND	T	1	FARMLAND	5,710
				100%	Alberta School Foundation Fund	
1629000	NE-36-21-20-4	150.34 Acres			I Individual	
	F	LAND	T	1	FARMLAND	32,290
				100%	Alberta School Foundation Fund	
1630000	NW-36-21-20-4	150.35 Acres			I Individual	
	F	LAND	T	1	FARMLAND	33,570
				100%	Alberta School Foundation Fund	
1631000	SE-36-21-20-4	160.00 Acres			I Individual	
	F	LAND	T	1	FARMLAND	36,920
				100%	Alberta School Foundation Fund	
1632000	SW-36-21-20-4	160.00 Acres			I Individual	
	F	LAND	T	1	FARMLAND	33,050
				100%	Alberta School Foundation Fund	
1648000	NE-1-22-20-4	160.00 Acres			C Corporation	
	F	LAND	T	1	FARMLAND	30,920
				100%	Alberta School Foundation Fund	
1650000	NW-1-22-20-4	156.54 Acres			C Corporation	
	F	LAND	T	1	FARMLAND	33,850



2019 Assessment Roll (Valuation Date 1-July, 2019) 2020 Taxation Year, Wheatland County

Assessment Year: 2019
Tax Year: 2020

Roll	Legal Address						Total
	100% Alberta School Foundation Fund						
1651000	SE-1-22-20-4	156.01 Acres					
	C Corporation						
	F	LAND	T	1	FARMLAND	Taxable Total:	32,140
	100% Alberta School Foundation Fund						
1652000	SW-1-22-20-4	151.52 Acres					
	C Corporation						
	F	LAND	T	1	FARMLAND	Taxable Total:	31,600
	100% Alberta School Foundation Fund						
1653000	SW-1-22-20-4	1.49 Acres					
	S.W.CORNER P Provincial						
	NR	LAND	E	150	CROWN LAND & IMPR. EXEMPT	Exempt Total:	36,360
	100% Alberta School Foundation Fund						
1654000	NE-2-22-20-4	145.89 Acres					
	I Individual						
	F	LAND	T	1	FARMLAND	Taxable Total:	31,120
	100% Alberta School Foundation Fund						
1654010	0812662 1 1 NE-2-22-20-4 12.11 Acres 220070A HWY 56						
	NE CORNER I Individual						
	F	LAND & IMPROVEMENTS	T	1	FARMLAND		560
	R		T	103	RESIDENTIAL LAND & IMPROVEMENTS		453,140
	Taxable Total:						453,700
	R		E	901	RURAL RESIDENCE EXEMPTION (RAP)		560
	100% Alberta School Foundation Fund						
	Totals:						454,260
1655000	NW-2-22-20-4	160.00 Acres					
	I Individual						
	F	LAND	T	1	FARMLAND	Taxable Total:	32,560
	100% Alberta School Foundation Fund						
1656000	SE-2-22-20-4	154.06 Acres					
	I Individual						
	F	LAND	T	1	FARMLAND	Taxable Total:	32,440
	100% Alberta School Foundation Fund						
1657000	SW-2-22-20-4	156.01 Acres					
	I Individual						
	F	LAND	T	1	FARMLAND	Taxable Total:	32,980



2019 Assessment Roll (Valuation Date 1-July, 2019) 2020 Taxation Year, Wheatland County

Assessment Year: 2019
Tax Year: 2020

Roll	Legal Address										Total
	100% Alberta School Foundation Fund										
1658000	NE-3-22-20-4		160.00 Acres							I Individual	
	F	LAND		T	1	FARMLAND			Taxable Total:	31,490	
100% Alberta School Foundation Fund											
1659000	NW-3-22-20-4		160.00 Acres							I Individual	
	F	LAND		T	1	FARMLAND			Taxable Total:	32,430	
100% Alberta School Foundation Fund											
1660000	SE-3-22-20-4		156.00 Acres							I Individual	
	F	LAND		T	1	FARMLAND			Taxable Total:	33,340	
100% Alberta School Foundation Fund											
1661000	SW-3-22-20-4		156.00 Acres							I Individual	
	F	LAND		T	1	FARMLAND			Taxable Total:	30,550	
100% Alberta School Foundation Fund											
1662000	NE-4-22-20-4		160.00 Acres							I Individual	
	F	LAND		T	1	FARMLAND			Taxable Total:	32,120	
100% Alberta School Foundation Fund											
1663000	NW-4-22-20-4		160.00 Acres							C Corporation	
	F	LAND		T	1	FARMLAND			Taxable Total:	32,100	
100% Alberta School Foundation Fund											
1664000	SE-4-22-20-4		148.10 Acres							I Individual	
	F	LAND		T	1	FARMLAND			Taxable Total:	31,250	
100% Alberta School Foundation Fund											
1664010	0710556 1 1	SE-4-22-20-4	6.72 Acres						SW CORNER		
	203044C HWY 1								I Individual		
	F	LAND & IMPROVEMENTS		T	1	FARMLAND				820	
	R			T	103	RESIDENTIAL LAND & IMPROVEMENTS				259,480	
									Taxable Total:	260,300	
	R			E	901	RURAL RESIDENCE EXEMPTION (RAP)				820	
										Totals:	261,120



2019 Assessment Roll (Valuation Date 1-July, 2019) 2020 Taxation Year, Wheatland County

Assessment Year: 2019
Tax Year: 2020

Roll	Legal Address	100% Alberta School Foundation Fund	Total
1665000	SW-4-22-20-4 156.00 Acres 203044A HWY 1	I Individual	
	F LAND & IMPROVEMENTS	T 1 FARMLAND	9,670
	R	T 103 RESIDENTIAL LAND & IMPROVEMENTS	300,130
		Taxable Total:	309,800
	R	E 901 RURAL RESIDENCE EXEMPTION (RAP)	9,670
	R	E 903 FARM BUILDING EXEMPT	17,100
		100% Alberta School Foundation Fund	Exempt Total: 26,770
		Totals:	336,570
1666000	NE-5-22-20-4 160.00 Acres	C Corporation	
	F LAND	T 1 FARMLAND	Taxable Total: 30,850
		100% Alberta School Foundation Fund	
1667000	NW-5-22-20-4 160.00 Acres	C Corporation	
	F LAND	T 1 FARMLAND	Taxable Total: 34,080
		100% Alberta School Foundation Fund	
1668000	SE-5-22-20-4 145.86 Acres	C Corporation	
	F LAND	T 1 FARMLAND	Taxable Total: 30,590
		100% Alberta School Foundation Fund	
1669000	SE-5-22-20-4 10.14 Acres 204002 HWY 1	SOUTHEAST CORNER I Individual	
	F LAND & IMPROVEMENTS	T 1 FARMLAND	450
	R	T 103 RESIDENTIAL LAND & IMPROVEMENTS	157,900
		Taxable Total:	158,350
	R	E 901 RURAL RESIDENCE EXEMPTION (RAP)	450
	R	E 903 FARM BUILDING EXEMPT	4,450
		100% Alberta School Foundation Fund	Exempt Total: 4,900
		Totals:	163,250
1670000	SW-5-22-20-4 156.00 Acres	C Corporation	
	F LAND	T 1 FARMLAND	Taxable Total: 32,140
		100% Alberta School Foundation Fund	
1671000	NE-6-22-20-4 155.60 Acres	C Corporation	



2019 Assessment Roll (Valuation Date 1-July, 2019) 2020 Taxation Year, Wheatland County

Assessment Year: 2019
Tax Year: 2020

Roll	Legal Address					Total
	F	LAND	T	1	FARMLAND	Taxable Total: 26,490
1672000	NW-6-22-20-4	160.00 Acres		100%	Alberta School Foundation Fund	
					C Corporation	
	F	LAND	T	1	FARMLAND	Taxable Total: 15,500
1673000	SE-6-22-20-4	153.53 Acres		100%	Alberta School Foundation Fund	
					Farmers Market Building	
					C Corporation	
	F	LAND & IMPROVEMENTS	T	1	FARMLAND	28,890
	NR		T	105	NON-RESEIDENTIAL LAND & IMPROVEMENTS	94,470
1674000	454FF A	SE-6-22-20-4 0.85 Acres		100%	Alberta School Foundation Fund	Taxable Total: 123,360
					C Corporation	
	R	LAND	T	104	RESIDENTIAL VACANT LAND	Taxable Total: 14,500
1675000	SW-6-22-20-4	156.00 Acres		100%	Alberta School Foundation Fund	
					C Corporation	
	F	LAND	T	1	FARMLAND	Taxable Total: 17,530
1676000	NE-7-22-20-4	80.07 Acres		100%	Alberta School Foundation Fund	
		205043 TWP RD 221A			NORTH WEST OF CREEK Cluny Colony & Abattoir	
					C Corporation	
	F	LAND & IMPROVEMENTS	T	1	FARMLAND	7,420
	R		T	103	RESIDENTIAL LAND & IMPROVEMENTS	1,012,770
	NR		T	105	NON-RESEIDENTIAL LAND & IMPROVEMENTS	815,770
					Taxable Total:	1,835,960
	NR		E	156	SCHOOLS EXEMPT	57,320
	R		E	901	RURAL RESIDENCE EXEMPTION (RAP)	707,710
	R		E	903	FARM BUILDING EXEMPT	41,580
				100%	Alberta School Foundation Fund	Exempt Total: 806,610
					Totals:	2,642,570
1677000	NE-7-22-20-4	76.30 Acres			S.E. OF CREEK	
					C Corporation	
	F	LAND	T	1	FARMLAND	Taxable Total: 4,460
1678000	4081JK C	NE-7-22-20-4 1.99 Acres		100%	Alberta School Foundation Fund	
					CENTRAL PORTION OF N.E. & Cluny Colony Cemetery	
					C Corporation	



2019 Assessment Roll (Valuation Date 1-July, 2019) 2020 Taxation Year, Wheatland County

Assessment Year: 2019
Tax Year: 2020

Roll	Legal Address					Total
	NR	LAND	E 159	CEMETARY EXEMPT	Exempt Total:	43,870
				100% Alberta School Foundation Fund		
1679000	NW-7-22-20-4	156.11 Acres			C Corporation	
	F	LAND	T 1	FARMLAND	Taxable Total:	7,910
				100% Alberta School Foundation Fund		
1681000	SE-7-22-20-4	160.00 Acres			C Corporation	
	F	LAND	T 1	FARMLAND	Taxable Total:	23,230
				100% Alberta School Foundation Fund		
1682000	SW-7-22-20-4	157.09 Acres			C Corporation	
	F	LAND	T 1	FARMLAND	Taxable Total:	9,040
				100% Alberta School Foundation Fund		
1683000	NE-8-22-20-4	160.00 Acres			C Corporation	
	F	LAND	T 1	FARMLAND	Taxable Total:	31,340
				100% Alberta School Foundation Fund		
1684000	NW-8-22-20-4	159.95 Acres			C Corporation	
	F	LAND	T 1	FARMLAND	Taxable Total:	29,900
				100% Alberta School Foundation Fund		
1685000	NW-8-22-20-4	0.50 Acres			M Municipal	
	NR	LAND	E 160	TAX RECOVERY EXEMPT	Exempt Total:	2,200
				100% Alberta School Foundation Fund		
1686000	SE-8-22-20-4	160.00 Acres			C Corporation	
	F	LAND	T 1	FARMLAND	Taxable Total:	32,050
				100% Alberta School Foundation Fund		
1687000	SW-8-22-20-4	160.00 Acres			C Corporation	
	F	LAND	T 1	FARMLAND	Taxable Total:	31,890
				100% Alberta School Foundation Fund		



2019 Assessment Roll (Valuation Date 1-July, 2019) 2020 Taxation Year, Wheatland County

Assessment Year: 2019
Tax Year: 2020

Roll	Legal Address					Total
1688000	NE-9-22-20-4	160.00 Acres			C Corporation	
	F LAND		T 1 FARMLAND	Taxable Total:		31,910
			100% Alberta School Foundation Fund			
1689000	NW-9-22-20-4	80.00 Acres			EAST HALF C Corporation	
	F LAND		T 1 FARMLAND	Taxable Total:		15,880
			100% Alberta School Foundation Fund			
1690000	NW-9-22-20-4	80.00 Acres			WEST HALF C Corporation	
	F LAND		T 1 FARMLAND	Taxable Total:		14,910
			100% Alberta School Foundation Fund			
1691000	SE-9-22-20-4	160.00 Acres			C Corporation	
	F LAND		T 1 FARMLAND	Taxable Total:		30,040
			100% Alberta School Foundation Fund			
1692000	SW-9-22-20-4	80.00 Acres			EAST HALF C Corporation	
	F LAND		T 1 FARMLAND	Taxable Total:		15,810
			100% Alberta School Foundation Fund			
1693000	SW-9-22-20-4	80.00 Acres			WEST HALF C Corporation	
	F LAND		T 1 FARMLAND	Taxable Total:		15,290
			100% Alberta School Foundation Fund			
1694000	NE-10-22-20-4	160.00 Acres			C Corporation	
	F LAND		T 1 FARMLAND	Taxable Total:		28,260
			100% Alberta School Foundation Fund			
1695000	NW-10-22-20-4	160.00 Acres			C Corporation	
	F LAND		T 1 FARMLAND	Taxable Total:		32,100
			100% Alberta School Foundation Fund			
1696000	SE-10-22-20-4	160.00 Acres			C Corporation	
	F LAND		T 1 FARMLAND	Taxable Total:		27,100



2019 Assessment Roll (Valuation Date 1-July, 2019) 2020 Taxation Year, Wheatland County

Assessment Year: 2019
Tax Year: 2020

Roll	Legal Address					Total
	100% Alberta School Foundation Fund					
1697000	SW-10-22-20-4	160.00 Acres				
			C Corporation			
	F	LAND	T	1	FARMLAND	Taxable Total: 29,570
	100% Alberta School Foundation Fund					
1698000	NE-11-22-20-4	150.81 Acres				
			I Individual			
	F	LAND	T	1	FARMLAND	Taxable Total: 29,400
	100% Alberta School Foundation Fund					
1698010	9511879 1 NE-11-22-20-4 7.19 Acres 221066 HWY 56		NORTH EAST CORNER I Individual			
	F	LAND & IMPROVEMENTS	T	1	FARMLAND	250
	R		T	103	RESIDENTIAL LAND & IMPROVEMENTS	246,750
			Taxable Total:			247,000
	R		E	901	RURAL RESIDENCE EXEMPTION (RAP)	250
			100% Alberta School Foundation Fund			Totals: 247,250
1699000	NW-11-22-20-4	160.00 Acres				
			I Individual			
	F	LAND	T	1	FARMLAND	Taxable Total: 29,550
	100% Alberta School Foundation Fund					
1700000	SE-11-22-20-4	158.00 Acres				
			I Individual			
	F	LAND	T	1	FARMLAND	Taxable Total: 32,240
	100% Alberta School Foundation Fund					
1701000	SW-11-22-20-4	160.00 Acres				
			I Individual			
	F	LAND	T	1	FARMLAND	Taxable Total: 30,460
	100% Alberta School Foundation Fund					
1702000	NE-12-22-20-4	160.00 Acres				
			C Corporation			
	F	LAND	T	1	FARMLAND	Taxable Total: 32,560
	100% Alberta School Foundation Fund					
1703000	NW-12-22-20-4	155.63 Acres				
			C Corporation			
	F	LAND	T	1	FARMLAND	Taxable Total: 29,930



2019 Assessment Roll (Valuation Date 1-July, 2019) 2020 Taxation Year, Wheatland County

Assessment Year: 2019
Tax Year: 2020

Roll	Legal Address						Total
			100% Alberta School Foundation Fund				
1704000	SE-12-22-20-4	160.00 Acres				C Corporation	
	F	LAND	T	1	FARMLAND	Taxable Total:	29,950
			100% Alberta School Foundation Fund				
1705000	SW-12-22-20-4	156.00 Acres				C Corporation	
	F	LAND	T	1	FARMLAND	Taxable Total:	30,850
			100% Alberta School Foundation Fund				
1706000	NE-13-22-20-4	160.00 Acres				I Individual	
	F	LAND	T	1	FARMLAND	Taxable Total:	34,530
			100% Alberta School Foundation Fund				
1707000	NW-13-22-20-4	145.81 Acres				I Individual	
	F	LAND	T	1	FARMLAND	Taxable Total:	31,940
			100% Alberta School Foundation Fund				
1707010	NW-13-22-20-4 222047 HWY 56	12.14 Acres				SOUTH HALF LSD 12 I Individual	
	F	LAND & IMPROVEMENTS	T	1	FARMLAND		550
	R		T	103	RESIDENTIAL LAND & IMPROVEMENTS		295,050
			Taxable Total:				295,600
	R		E	901	RURAL RESIDENCE EXEMPTION (RAP)		550
			100% Alberta School Foundation Fund				Totals: 296,150
1708000	SE-13-22-20-4	160.00 Acres				C Corporation	
	F	LAND	T	1	FARMLAND	Taxable Total:	32,820
			100% Alberta School Foundation Fund				
1709000	SW-13-22-20-4	157.00 Acres				C Corporation	
	F	LAND	T	1	FARMLAND	Taxable Total:	33,960
			100% Alberta School Foundation Fund				
1710000	NE-14-22-20-4	156.59 Acres				C Corporation	
	F	LAND	T	1	FARMLAND	Taxable Total:	33,610



2019 Assessment Roll (Valuation Date 1-July, 2019) 2020 Taxation Year, Wheatland County

Assessment Year: 2019
Tax Year: 2020

Roll	Legal Address						Total
			100% Alberta School Foundation Fund				
1711000	NW-14-22-20-4	160.00 Acres					
	F	LAND	T	1	FARMLAND	C Corporation	
						Taxable Total:	30,750
			100% Alberta School Foundation Fund				
1712000	SE-14-22-20-4	157.02 Acres					
	F	LAND	T	1	FARMLAND	C Corporation	
						Taxable Total:	29,690
			100% Alberta School Foundation Fund				
1713000	SW-14-22-20-4	160.00 Acres					
	F	LAND	T	1	FARMLAND	C Corporation	
						Taxable Total:	28,590
			100% Alberta School Foundation Fund				
1714000	NE-15-22-20-4	160.00 Acres					
	F	LAND	T	1	FARMLAND	C Corporation	
						Taxable Total:	29,220
			100% Alberta School Foundation Fund				
1715000	NW-15-22-20-4	160.00 Acres					
	F	LAND	T	1	FARMLAND	C Corporation	
						Taxable Total:	29,100
			100% Alberta School Foundation Fund				
1716000	SE-15-22-20-4	160.00 Acres					
	F	LAND	T	1	FARMLAND	C Corporation	
						Taxable Total:	26,980
			100% Alberta School Foundation Fund				
1717000	SW-15-22-20-4	160.00 Acres					
	F	LAND	T	1	FARMLAND	C Corporation	
						Taxable Total:	29,030
			100% Alberta School Foundation Fund				
1718000	NE-16-22-20-4	160.00 Acres					
	F	LAND	T	1	FARMLAND	C Corporation	
						Taxable Total:	30,600
			100% Alberta School Foundation Fund				
1719000	NW-16-22-20-4	160.00 Acres					
						C Corporation	



2019 Assessment Roll (Valuation Date 1-July, 2019) 2020 Taxation Year, Wheatland County

Assessment Year: 2019
Tax Year: 2020

Roll	Legal Address					Total
	F	LAND	T	1	FARMLAND	Taxable Total: 24,650
					100% Alberta School Foundation Fund	
1720000	SE-16-22-20-4	160.00 Acres				C Corporation
	F	LAND	T	1	FARMLAND	Taxable Total: 29,900
					100% Alberta School Foundation Fund	
1721000	SW-16-22-20-4	160.00 Acres				C Corporation
	F	LAND	T	1	FARMLAND	Taxable Total: 30,690
					100% Alberta School Foundation Fund	
1722000	NE-17-22-20-4	157.21 Acres				C Corporation
	F	LAND	T	1	FARMLAND	Taxable Total: 9,520
					100% Alberta School Foundation Fund	
1723000	NW-17-22-20-4	156.49 Acres				C Corporation
	F	LAND	T	1	FARMLAND	Taxable Total: 21,260
					100% Alberta School Foundation Fund	
1724000	SE-17-22-20-4	160.00 Acres				C Corporation
	F	LAND	T	1	FARMLAND	Taxable Total: 23,710
					100% Alberta School Foundation Fund	
1725000	SW-17-22-20-4	154.73 Acres				C Corporation
	F	LAND	T	1	FARMLAND	Taxable Total: 8,910
					100% Alberta School Foundation Fund	
1726000	NE-18-22-20-4	160.00 Acres				C Corporation
	F	LAND	T	1	FARMLAND	Taxable Total: 28,500
					100% Alberta School Foundation Fund	
1727000	NW-18-22-20-4	160.00 Acres				C Corporation
	F	LAND	T	1	FARMLAND	Taxable Total: 36,660
					100% Alberta School Foundation Fund	



2019 Assessment Roll (Valuation Date 1-July, 2019) 2020 Taxation Year, Wheatland County

Assessment Year: 2019
Tax Year: 2020

Roll	Legal Address					Total
1728000	SE-18-22-20-4	157.83 Acres			C Corporation	
	F LAND		T 1 FARMLAND		Taxable Total:	17,740
			100% Alberta School Foundation Fund			
1729000	SW-18-22-20-4	160.00 Acres			C Corporation	
	F LAND		T 1 FARMLAND		Taxable Total:	21,440
			100% Alberta School Foundation Fund			
1730000	NE-19-22-20-4	160.00 Acres			I Individual	
	F LAND		T 1 FARMLAND		Taxable Total:	34,260
			100% Alberta School Foundation Fund			
1731000	NW-19-22-20-4	160.00 Acres			I Individual	
	F LAND		T 1 FARMLAND		Taxable Total:	28,270
			100% Alberta School Foundation Fund			
1732000	SE-19-22-20-4	81.52 Acres			WEST HALF I Individual	
	F LAND		T 1 FARMLAND		Taxable Total:	15,580
			100% Alberta School Foundation Fund			
1732010	9912765 1 SE-19-22-20-4	78.48 Acres			EAST HALF Dynamic Swine Inc. Nursery Site I Individual	
	F LAND		T 1 FARMLAND		Taxable Total:	6,690
			100% Alberta School Foundation Fund			
1733000	SW-19-22-20-4	160.00 Acres			I Individual	
	F LAND		T 1 FARMLAND		Taxable Total:	31,390
			100% Alberta School Foundation Fund			
1734000	NE-20-22-20-4	160.00 Acres			C Corporation	
	F LAND		T 1 FARMLAND		Taxable Total:	31,760
			100% Alberta School Foundation Fund			
1735000	NW-20-22-20-4	160.00 Acres			C Corporation	
	F LAND		T 1 FARMLAND		Taxable Total:	29,890



2019 Assessment Roll (Valuation Date 1-July, 2019) 2020 Taxation Year, Wheatland County

Assessment Year: 2019
Tax Year: 2020

Roll	Legal Address						Total
1736000	SE-20-22-20-4	157.12 Acres	100% Alberta School Foundation Fund				
					C Corporation		
	F LAND		T 1 FARMLAND		Taxable Total:	25,080	
			100% Alberta School Foundation Fund				
1737000	SW-20-22-20-4	160.00 Acres					
					C Corporation		
	F LAND		T 1 FARMLAND		Taxable Total:	32,890	
			100% Alberta School Foundation Fund				
1738000	NE-21-22-20-4	157.57 Acres					
					C Corporation		
	F LAND		T 1 FARMLAND		Taxable Total:	9,110	
			100% Alberta School Foundation Fund				
1739000	NW-21-22-20-4	152.74 Acres					
					C Corporation		
	F LAND		T 1 FARMLAND		Taxable Total:	7,630	
			100% Alberta School Foundation Fund				
1740000	SE-21-22-20-4	160.00 Acres					
					C Corporation		
	F LAND		T 1 FARMLAND		Taxable Total:	27,080	
			100% Alberta School Foundation Fund				
1741000	SW-21-22-20-4	157.05 Acres					
					C Corporation		
	F LAND		T 1 FARMLAND		Taxable Total:	9,090	
			100% Alberta School Foundation Fund				
1742000	NE-22-22-20-4	160.00 Acres					
					C Corporation		
	F LAND		T 1 FARMLAND		Taxable Total:	33,670	
			100% Alberta School Foundation Fund				
1743000	NW-22-22-20-4	160.00 Acres					
					C Corporation		
	F LAND		T 1 FARMLAND		Taxable Total:	30,980	
			100% Alberta School Foundation Fund				
1744000	SE-22-22-20-4	160.00 Acres					
					C Corporation		



2019 Assessment Roll (Valuation Date 1-July, 2019) 2020 Taxation Year, Wheatland County

Assessment Year: 2019
Tax Year: 2020

Roll	Legal Address					Total
	F	LAND	T	1	FARMLAND	Taxable Total: 29,600
					100% Alberta School Foundation Fund	
1745000	SW-22-22-20-4	160.00 Acres				C Corporation
	F	LAND	T	1	FARMLAND	Taxable Total: 32,240
					100% Alberta School Foundation Fund	
1746000	NE-23-22-20-4	156.56 Acres				C Corporation
	F	LAND	T	1	FARMLAND	Taxable Total: 35,940
					100% Alberta School Foundation Fund	
1747000	NW-23-22-20-4	160.00 Acres				C Corporation
	F	LAND	T	1	FARMLAND	Taxable Total: 35,990
					100% Alberta School Foundation Fund	
1748000	SE-23-22-20-4	145.58 Acres				C Corporation
	F	LAND	T	1	FARMLAND	Taxable Total: 31,290
					100% Alberta School Foundation Fund	
1748010	9412693 1 SE-23-22-20-4 10.88 Acres 223034 HWY 56					I Individual
	F	LAND & IMPROVEMENTS	T	1	FARMLAND	470
	R		T	103	RESIDENTIAL LAND & IMPROVEMENTS	205,830
						Taxable Total: 206,300
	R		E	901	RURAL RESIDENCE EXEMPTION (RAP)	470
					100% Alberta School Foundation Fund	Totals: 206,770
1749000	SW-23-22-20-4	160.00 Acres				C Corporation
	F	LAND	T	1	FARMLAND	Taxable Total: 34,400
					100% Alberta School Foundation Fund	
1750000	NE-24-22-20-4	160.00 Acres				C Corporation
	F	LAND	T	1	FARMLAND	Taxable Total: 32,670
					100% Alberta School Foundation Fund	
1751000	NW-24-22-20-4	157.50 Acres				C Corporation
	F	LAND	T	1	FARMLAND	Taxable Total: 33,310



2019 Assessment Roll (Valuation Date 1-July, 2019) 2020 Taxation Year, Wheatland County

Assessment Year: 2019
Tax Year: 2020

Roll	Legal Address						Total
			100% Alberta School Foundation Fund				
1752000	SE-24-22-20-4	160.00 Acres				C Corporation	
	F	LAND	T	1	FARMLAND	Taxable Total:	32,550
			100% Alberta School Foundation Fund				
1753000	SW-24-22-20-4	157.60 Acres				C Corporation	
	F	LAND	T	1	FARMLAND	Taxable Total:	33,390
			100% Alberta School Foundation Fund				
1754000	NE-25-22-20-4	160.00 Acres				I Individual	
	F	LAND	T	1	FARMLAND	Taxable Total:	24,010
			100% Alberta School Foundation Fund				
1755000	NW-25-22-20-4	157.13 Acres				I Individual	
	F	LAND	T	1	FARMLAND	Taxable Total:	22,480
			100% Alberta School Foundation Fund				
1756000	SE-25-22-20-4	160.00 Acres				I Individual	
	F	LAND	T	1	FARMLAND	Taxable Total:	31,930
			100% Alberta School Foundation Fund				
1757000	SW-25-22-20-4	157.36 Acres				I Individual	
	F	LAND	T	1	FARMLAND	Taxable Total:	22,820
			100% Alberta School Foundation Fund				
1758000	NE-26-22-20-4	156.94 Acres				C Corporation	
	F	LAND	T	1	FARMLAND	Taxable Total:	34,300
			100% Alberta School Foundation Fund				
1759000	NW-26-22-20-4	160.00 Acres				C Corporation	
	F	LAND	T	1	FARMLAND	Taxable Total:	36,550
			100% Alberta School Foundation Fund				
1760000	SE-26-22-20-4	146.71 Acres				C Corporation	



2019 Assessment Roll (Valuation Date 1-July, 2019) 2020 Taxation Year, Wheatland County

Assessment Year: 2019
Tax Year: 2020

Roll	Legal Address				Total	
1760010	F	LAND	T	1	FARMLAND	Taxable Total: 34,340
					100% Alberta School Foundation Fund	
	0010776 1	SE-26-22-20-4	10.01 Acres			SOUTHEAST CORNER
	223084	HWY 56				I Individual
	F	LAND & IMPROVEMENTS	T	1	FARMLAND	1,070
1761000	R		T	103	RESIDENTIAL LAND & IMPROVEMENTS	348,730
						Taxable Total: 349,800
	R		E	901	RURAL RESIDENCE EXEMPTION (RAP)	1,070
	R		E	903	FARM BUILDING EXEMPT	15,900
					100% Alberta School Foundation Fund	Exempt Total: 16,970
						Totals: 366,770
1762000	SW-26-22-20-4	160.00 Acres				C Corporation
1763000	F	LAND	T	1	FARMLAND	Taxable Total: 36,680
					100% Alberta School Foundation Fund	
	NE-27-22-20-4	89.58 Acres				NORTH WEST OF CREEK
						C Corporation
	F	LAND	T	1	FARMLAND	11,630
1764000	NR		T	105	NON-RESEIDENTIAL LAND & IMPROVEMENTS	90,080
					100% Alberta School Foundation Fund	Taxable Total: 101,710
	53/12	NE-27-22-20-4	70.20 Acres			SOUTH EAST OF CREEK
						C Corporation
	F	LAND	T	1	FARMLAND	Taxable Total: 12,060
					100% Alberta School Foundation Fund	
1765000	NW-27-22-20-4	155.34 Acres				C Corporation
1766000	F	LAND	T	1	FARMLAND	24,490
	NR		T	105	NON-RESEIDENTIAL LAND & IMPROVEMENTS	80,290
					100% Alberta School Foundation Fund	Taxable Total: 104,780
	53/12	SE-27-22-20-4	129.80 Acres			SOUTH EAST OF CREEK
						C Corporation
1767000	F	LAND	T	1	FARMLAND	Taxable Total: 25,570
					100% Alberta School Foundation Fund	
	SE-27-22-20-4	30.20 Acres				N.W.OF CREEK, N.W. CORNER
						C Corporation
	F	LAND	T	1	FARMLAND	Taxable Total: 4,510



2019 Assessment Roll (Valuation Date 1-July, 2019) 2020 Taxation Year, Wheatland County

Assessment Year: 2019
Tax Year: 2020

Roll	Legal Address					Total	
1767000	SW-27-22-20-4	120.81 Acres	100% Alberta School Foundation Fund				
			NORTHWEST OF CREEK C Corporation				
	F	LAND	T	1	FARMLAND	Taxable Total: 18,020	
1768000	53/12	SW-27-22-20-4	36.90 Acres	100% Alberta School Foundation Fund			
			S.E. OF CREEK,S.E. CORNER C Corporation				
	F	LAND	T	1	FARMLAND	Taxable Total: 2,970	
1769000	NE-28-22-20-4	157.42 Acres	100% Alberta School Foundation Fund				
	224064 RGE RD 203		Green Acres Colony Plastic Recycle&Solar C Corporation				
	F	LAND & IMPROVEMENTS	T	1	FARMLAND	33,740	
	R		T	103	RESIDENTIAL LAND & IMPROVEMENTS	3,122,550	
	NR		T	105	NON-RESEIDENTIAL LAND & IMPROVEMENTS	2,828,070	
					Taxable Total:	5,984,360	
	NR		E	156	SCHOOLS EXEMPT	335,080	
	R		E	901	RURAL RESIDENCE EXEMPTION (RAP)	769,250	
	R		E	903	FARM BUILDING EXEMPT	1,487,030	
					100% Alberta School Foundation Fund	Exempt Total: 2,591,360	
					Totals:	8,575,720	
1769010	0312194 1 1	NE-28-22-20-4	2.58 Acres	SW CORNER OF LSD 9 Green Acres Colony Cemetery I Individual			
	NR	LAND	E	159	CEMETARY EXEMPT	Exempt Total: 44,040	
1770000	NW-28-22-20-4	160.00 Acres	100% Alberta School Foundation Fund				
			C Corporation				
	F	LAND	T	1	FARMLAND	Taxable Total: 21,470	
1771000	SE-28-22-20-4	154.12 Acres	100% Alberta School Foundation Fund				
			C Corporation				
	F	LAND	T	1	FARMLAND	Taxable Total: 25,520	
1772000	SW-28-22-20-4	156.85 Acres	100% Alberta School Foundation Fund				
			C Corporation				
	F	LAND	T	1	FARMLAND	Taxable Total: 12,200	
			100% Alberta School Foundation Fund				



2019 Assessment Roll (Valuation Date 1-July, 2019) 2020 Taxation Year, Wheatland County

Assessment Year: 2019
Tax Year: 2020

Roll	Legal Address					Total
1773000	NE-29-22-20-4	160.00 Acres			C Corporation	
	F LAND		T 1 FARMLAND	Taxable Total:		29,350
			100% Alberta School Foundation Fund			
1774000	NW-29-22-20-4	160.00 Acres			C Corporation	
	F LAND		T 1 FARMLAND	Taxable Total:		24,680
			100% Alberta School Foundation Fund			
1775000	SE-29-22-20-4	160.00 Acres			C Corporation	
	F LAND		T 1 FARMLAND	Taxable Total:		8,330
			100% Alberta School Foundation Fund			
1776000	SW-29-22-20-4	160.00 Acres			C Corporation	
	F LAND		T 1 FARMLAND	Taxable Total:		22,170
			100% Alberta School Foundation Fund			
1777000	NE-30-22-20-4	160.00 Acres			I Individual	
	F LAND		T 1 FARMLAND	Taxable Total:		27,410
			100% Alberta School Foundation Fund			
1778000	NW-30-22-20-4	160.00 Acres			I Individual	
	F LAND		T 1 FARMLAND	Taxable Total:		28,210
			100% Alberta School Foundation Fund			
1779000	SE-30-22-20-4	160.00 Acres			C Corporation	
	F LAND		T 1 FARMLAND	Taxable Total:		34,520
			100% Alberta School Foundation Fund			
1780000	SW-30-22-20-4	160.00 Acres			I Individual	
	224019 RGE RD 210					
	F LAND & IMPROVEMENTS		T 1 FARMLAND			26,730
	R		T 103 RESIDENTIAL LAND & IMPROVEMENTS			191,460
				Taxable Total:		218,190
	R		E 901 RURAL RESIDENCE EXEMPTION (RAP)			61,540
				Totals:		279,730



2019 Assessment Roll (Valuation Date 1-July, 2019) 2020 Taxation Year, Wheatland County

Assessment Year: 2019
Tax Year: 2020

Roll	Legal Address	100% Alberta School Foundation Fund	Total
1781000	NE-31-22-20-4 159.72 Acres	I Individual	
	F LAND T 1 FARMLAND	Taxable Total:	36,280
		100% Alberta School Foundation Fund	
1782000	NW-31-22-20-4 159.92 Acres	I Individual	
	F LAND T 1 FARMLAND	Taxable Total:	35,940
		100% Alberta School Foundation Fund	
1783000	SE-31-22-20-4 160.00 Acres	I Individual	
	F LAND T 1 FARMLAND	Taxable Total:	36,660
		100% Alberta School Foundation Fund	
1784000	SW-31-22-20-4 160.00 Acres	I Individual	
	F LAND T 1 FARMLAND	Taxable Total:	35,610
		100% Alberta School Foundation Fund	
1785000	NE-32-22-20-4 159.96 Acres	I Individual	
	F LAND T 1 FARMLAND	Taxable Total:	8,330
		100% Alberta School Foundation Fund	
1786000	NW-32-22-20-4 159.76 Acres	I Individual	
	F LAND T 1 FARMLAND	Taxable Total:	9,240
		100% Alberta School Foundation Fund	
1787000	SE-32-22-20-4 160.00 Acres	I Individual	
	F LAND T 1 FARMLAND	Taxable Total:	29,640
		100% Alberta School Foundation Fund	
1788000	SW-32-22-20-4 160.00 Acres	I Individual	
	F LAND T 1 FARMLAND	Taxable Total:	33,080
		100% Alberta School Foundation Fund	
1789000	NE-33-22-20-4 159.98 Acres	I Individual	
	F LAND T 1 FARMLAND	Taxable Total:	8,880



2019 Assessment Roll (Valuation Date 1-July, 2019) 2020 Taxation Year, Wheatland County

Assessment Year: 2019
Tax Year: 2020

Roll	Legal Address						Total
	100% Alberta School Foundation Fund						
1790000	NW-33-22-20-4	160.03 Acres					
			I Individual				
	F	LAND	T	1	FARMLAND	Taxable Total:	8,340
	100% Alberta School Foundation Fund						
1791000	SE-33-22-20-4	160.00 Acres					
			I Individual				
	F	LAND	T	1	FARMLAND	Taxable Total:	31,750
	100% Alberta School Foundation Fund						
1792000	SW-33-22-20-4	160.00 Acres					
			I Individual				
	F	LAND	T	1	FARMLAND	Taxable Total:	31,850
	100% Alberta School Foundation Fund						
1793000	NE-34-22-20-4	149.08 Acres					
			C Corporation				
	F	LAND	T	1	FARMLAND	Taxable Total:	8,820
	100% Alberta School Foundation Fund						
1794000	NW-34-22-20-4	160.12 Acres					
			C Corporation				
	F	LAND	T	1	FARMLAND	Taxable Total:	35,850
	100% Alberta School Foundation Fund						
1795000	SE-34-22-20-4	155.61 Acres					
			C Corporation				
	F	LAND	T	1	FARMLAND	Taxable Total:	10,050
	100% Alberta School Foundation Fund						
1796000	SW-34-22-20-4	160.00 Acres					
			C Corporation				
	F	LAND	T	1	FARMLAND	Taxable Total:	35,740
	100% Alberta School Foundation Fund						
1797000	NE-35-22-20-4	158.11 Acres					
			I Individual				
	F	LAND	T	1	FARMLAND	Taxable Total:	37,270
	100% Alberta School Foundation Fund						
1798000	NW-35-22-20-4	160.28 Acres					
			I Individual				



2019 Assessment Roll (Valuation Date 1-July, 2019) 2020 Taxation Year, Wheatland County

Assessment Year: 2019
Tax Year: 2020

Roll	Legal Address					Total
	F	LAND	T	1	FARMLAND	Taxable Total: 36,730
					100% Alberta School Foundation Fund	
1799000	SE-35-22-20-4	157.61 Acres				I Individual
	F	LAND	T	1	FARMLAND	Taxable Total: 32,750
					100% Alberta School Foundation Fund	
1800000	SW-35-22-20-4	160.00 Acres				I Individual
	F	LAND	T	1	FARMLAND	Taxable Total: 37,140
					100% Alberta School Foundation Fund	
1801000	NE-36-22-20-4	160.16 Acres				C Corporation
	F	LAND	T	1	FARMLAND	Taxable Total: 34,350
					100% Alberta School Foundation Fund	
1802000	NW-36-22-20-4	151.80 Acres				SOUTH OF ROAD I Individual
	F	LAND	T	1	FARMLAND	Taxable Total: 32,100
					100% Alberta School Foundation Fund	
1802010	NW-36-22-20-4	1.77 Acres				N.W.CORNER, N. OF ROAD P Provincial
	NR	LAND	E	150	CROWN LAND & IMPR. EXEMPT	Exempt Total: 38,330
					100% Alberta School Foundation Fund	
1803000	SE-36-22-20-4	160.00 Acres				I Individual
	F	LAND	T	1	FARMLAND	Taxable Total: 21,830
					100% Alberta School Foundation Fund	
1804000	SW-36-22-20-4	156.44 Acres				I Individual
	F	LAND	T	1	FARMLAND	Taxable Total: 17,240
					100% Alberta School Foundation Fund	
1805000	NE-1-23-20-4	158.00 Acres				I Individual
	F	LAND	T	1	FARMLAND	Taxable Total: 34,550
					100% Alberta School Foundation Fund	



2019 Assessment Roll (Valuation Date 1-July, 2019) 2020 Taxation Year, Wheatland County

Assessment Year: 2019
Tax Year: 2020

Roll	Legal Address				Total
1806000	NW-1-23-20-4	160.00 Acres		I Individual	
	F LAND		T 1 FARMLAND	Taxable Total:	35,190
			100% Alberta School Foundation Fund		
1807000	SE-1-23-20-4	153.54 Acres		I Individual	
	F LAND		T 1 FARMLAND	Taxable Total:	32,680
			100% Alberta School Foundation Fund		
1808000	SW-1-23-20-4	160.00 Acres		I Individual	
	F LAND		T 1 FARMLAND	Taxable Total:	30,940
			100% Alberta School Foundation Fund		
1809000	1210315 4 1 N -2-23-20-4	316.05 Acres		N 1/2 SEC.&NE CORNER OF SW1/4	
				I Individual	
	F LAND		T 1 FARMLAND	Taxable Total:	18,130
			100% Alberta School Foundation Fund		
1812000	1210316 3 1 SE-2-23-20-4	96.62 Acres		W. OF IRRIG.CANAL&N.OFS.1/2LSD	
				I Individual	
	F LAND		T 1 FARMLAND	Taxable Total:	5,780
			100% Alberta School Foundation Fund		
1813000	SE-2-23-20-4	40.25 Acres		SOUTH HALF LSD 1 & 2 Wool Shop & Craft Sales	
	201034 TWP RD 230			I Individual	
	F LAND & IMPROVEMENTS		T 1 FARMLAND		2,300
	R		T 103 RESIDENTIAL LAND & IMPROVEMENTS		177,460
	NR		T 105 NON-RESEIDENTIAL LAND & IMPROVEMENTS		18,530
				Taxable Total:	198,290
	R		E 901 RURAL RESIDENCE EXEMPTION (RAP)		61,540
			100% Alberta School Foundation Fund	Totals:	259,830
1814000	1210319 2 1 SE-2-23-20-4	178.41 Acres		SE & PART LSD 2&7 W OF CREEK	
	201044 TWP RD 230			I Individual	
	F LAND & IMPROVEMENTS		T 1 FARMLAND		10,340
	R		T 103 RESIDENTIAL LAND & IMPROVEMENTS		246,460
				Taxable Total:	256,800
	R		E 901 RURAL RESIDENCE EXEMPTION (RAP)		61,540
			100% Alberta School Foundation Fund	Totals:	318,340



2019 Assessment Roll (Valuation Date 1-July, 2019) 2020 Taxation Year, Wheatland County

Assessment Year: 2019
Tax Year: 2020

Roll	Legal Address				Total
1817000	NE-3-23-20-4	160.00 Acres		I Individual	
	F LAND		T 1 FARMLAND	Taxable Total:	9,370
			100% Alberta School Foundation Fund		
1818000	NW-3-23-20-4	160.00 Acres		I Individual	
	F LAND		T 1 FARMLAND	Taxable Total:	8,330
			100% Alberta School Foundation Fund		
1819000	SE-3-23-20-4	163.00 Acres		I Individual	
	F LAND		T 1 FARMLAND	Taxable Total:	9,550
			100% Alberta School Foundation Fund		
1820000	SW-3-23-20-4	163.00 Acres		I Individual	
	F LAND		T 1 FARMLAND	Taxable Total:	7,430
			100% Alberta School Foundation Fund		
1821000	NE-4-23-20-4	160.00 Acres		I Individual	
	F LAND		T 1 FARMLAND	Taxable Total:	8,330
			100% Alberta School Foundation Fund		
1822000	NW-4-23-20-4	160.00 Acres		I Individual	
	F LAND		T 1 FARMLAND	Taxable Total:	8,330
			100% Alberta School Foundation Fund		
1823000	SE-4-23-20-4	163.00 Acres		I Individual	
	F LAND		T 1 FARMLAND	Taxable Total:	7,430
			100% Alberta School Foundation Fund		
1824000	SW-4-23-20-4	158.07 Acres		I Individual	
	F LAND		T 1 FARMLAND	Taxable Total:	8,230
			100% Alberta School Foundation Fund		
1824010	SW-4-23-20-4	1.27 Acres		P Provincial	
	NR LAND		E 154 OTHER PROV. IMP EXEMPT	Exempt Total:	3,480



2019 Assessment Roll (Valuation Date 1-July, 2019) 2020 Taxation Year, Wheatland County

Assessment Year: 2019
Tax Year: 2020

Roll	Legal Address					Total
	100% Alberta School Foundation Fund					
1825000	NE-5-23-20-4	157.95 Acres				
				I Individual		
	F LAND		T 1 FARMLAND	Taxable Total:		9,590
	100% Alberta School Foundation Fund					
1826000	NW-5-23-20-4	160.00 Acres				
				I Individual		
	F LAND		T 1 FARMLAND	Taxable Total:		19,510
	100% Alberta School Foundation Fund					
1827000	SE-5-23-20-4	161.00 Acres				
				C Corporation		
	F LAND		T 1 FARMLAND	Taxable Total:		32,630
	100% Alberta School Foundation Fund					
1828000	SW-5-23-20-4	161.00 Acres				
				I Individual		
	F LAND		T 1 FARMLAND	Taxable Total:		33,930
	100% Alberta School Foundation Fund					
1829000	1911256 2 3 NE-6-23-20-4	157.24 Acres				
				I Individual		
	F LAND		T 1 FARMLAND	Taxable Total:		35,480
	100% Alberta School Foundation Fund					
1829010	9510507 1 NE-6-23-20-4	3.02 Acres	EAST CENTRAL PORTION			
	230062 RGE RD 205		I Individual			
	R LAND & IMPROVEMENTS		T 103 RESIDENTIAL LAND & IMPROVEMENTS	Taxable Total:		248,300
	100% Alberta School Foundation Fund					
1830000	NW-6-23-20-4	160.00 Acres				
				C Corporation		
	F LAND		T 1 FARMLAND	Taxable Total:		31,500
	100% Alberta School Foundation Fund					
1831000	SE-6-23-20-4	160.00 Acres				
				C Corporation		
	F LAND		T 1 FARMLAND	Taxable Total:		34,000
	100% Alberta School Foundation Fund					
1832000	SW-6-23-20-4	160.00 Acres				
				I Individual		



2019 Assessment Roll (Valuation Date 1-July, 2019) 2020 Taxation Year, Wheatland County

Assessment Year: 2019
Tax Year: 2020

Roll	Legal Address					Total
	F	LAND	T	1	FARMLAND	Taxable Total: 33,160
					100% Alberta School Foundation Fund	
1833000	NE-7-23-20-4	160.00 Acres				I Individual
	F	LAND	T	1	FARMLAND	Taxable Total: 39,630
					100% Alberta School Foundation Fund	
1834000	1812021 1 1 NW-7-23-20-4	20.00 Acres				NORTHEAST CORNER
		205057A TWP RD 232				I Individual
	F	LAND & IMPROVEMENTS	T	1	FARMLAND	3,870
	R		T	103	RESIDENTIAL LAND & IMPROVEMENTS	264,530
						Taxable Total: 268,400
	R		E	901	RURAL RESIDENCE EXEMPTION (RAP)	3,870
					100% Alberta School Foundation Fund	Totals: 272,270
1834010	NW-7-23-20-4	60.00 Acres				LSD 11 & SOUTHEASTERLY LSD 14
						I Individual
	F	LAND	T	1	FARMLAND	Taxable Total: 12,540
					100% Alberta School Foundation Fund	
1835000	NW-7-23-20-4	80.00 Acres				LDS 12 & 13
						I Individual
	F	LAND	T	1	FARMLAND	Taxable Total: 11,010
					100% Alberta School Foundation Fund	
1836000	1911256 2 2 SE-7-23-20-4	160.43 Acres				I Individual
	F	LAND	T	1	FARMLAND	Taxable Total: 39,770
					100% Alberta School Foundation Fund	
1837000	SW-7-23-20-4	160.00 Acres				I Individual
	F	LAND	T	1	FARMLAND	Taxable Total: 10,650
					100% Alberta School Foundation Fund	
1838000	NE-8-23-20-4	149.60 Acres				I Individual
	F	LAND	T	1	FARMLAND	Taxable Total: 31,900
					100% Alberta School Foundation Fund	
1839000	NW-8-23-20-4	110.00 Acres				I Individual
	F	LAND	T	1	FARMLAND	Taxable Total: 27,660



2019 Assessment Roll (Valuation Date 1-July, 2019) 2020 Taxation Year, Wheatland County

Assessment Year: 2019
Tax Year: 2020

Roll	Legal Address					Total
			100% Alberta School Foundation Fund			
1839010	9913101 1	NW-8-23-20-4 50.00 Acres			NORTHWEST CORNER C Corporation	
	F	LAND	T	1	FARMLAND	Taxable Total: 12,040
			100% Alberta School Foundation Fund			
1840000	SE-8-23-20-4	150.00 Acres			I Individual	
	F	LAND	T	1	FARMLAND	Taxable Total: 32,230
			100% Alberta School Foundation Fund			
1841000	SW-8-23-20-4	160.00 Acres			I Individual	
	F	LAND	T	1	FARMLAND	Taxable Total: 40,060
			100% Alberta School Foundation Fund			
1842000	NE-9-23-20-4	160.00 Acres			I Individual	
	F	LAND	T	1	FARMLAND	Taxable Total: 8,730
			100% Alberta School Foundation Fund			
1843000	NW-9-23-20-4	158.33 Acres			I Individual	
	F	LAND	T	1	FARMLAND	Taxable Total: 16,960
			100% Alberta School Foundation Fund			
1844000	SE-9-23-20-4	160.00 Acres			I Individual	
	F	LAND	T	1	FARMLAND	Taxable Total: 8,860
			100% Alberta School Foundation Fund			
1845000	SW-9-23-20-4	160.00 Acres			I Individual	
	F	LAND	T	1	FARMLAND	Taxable Total: 18,800
			100% Alberta School Foundation Fund			
1846000	NE-10-23-20-4	160.00 Acres			I Individual	
	F	LAND	T	1	FARMLAND	Taxable Total: 8,620
			100% Alberta School Foundation Fund			
1847000	NW-10-23-20-4	160.00 Acres			I Individual	



2019 Assessment Roll (Valuation Date 1-July, 2019) 2020 Taxation Year, Wheatland County

Assessment Year: 2019
Tax Year: 2020

Roll	Legal Address					Taxable Total:	Total
	F	LAND	T	1	FARMLAND		
					100% Alberta School Foundation Fund		8,670
1848000	SE-10-23-20-4	160.00 Acres				I Individual	
	F	LAND	T	1	FARMLAND	Taxable Total:	9,240
					100% Alberta School Foundation Fund		
1849000	SW-10-23-20-4	160.00 Acres				I Individual	
	F	LAND	T	1	FARMLAND	Taxable Total:	8,090
					100% Alberta School Foundation Fund		
1850000	NE-11-23-20-4	160.00 Acres				I Individual	
	F	LAND	T	1	FARMLAND	Taxable Total:	11,810
					100% Alberta School Foundation Fund		
1851000	NW-11-23-20-4	160.00 Acres				I Individual	
	F	LAND	T	1	FARMLAND	Taxable Total:	9,580
					100% Alberta School Foundation Fund		
1852000	SE-11-23-20-4	160.00 Acres				I Individual	
	F	LAND	T	1	FARMLAND	Taxable Total:	10,940
					100% Alberta School Foundation Fund		
1853000	SW-11-23-20-4	157.20 Acres				I Individual	
	F	LAND	T	1	FARMLAND	Taxable Total:	8,190
					100% Alberta School Foundation Fund		
1854000	SW-11-23-20-4	2.80 Acres				SOUTHWEST CORNER	
						I Individual	
	F	LAND	T	1	FARMLAND	Taxable Total:	180
					100% Alberta School Foundation Fund		
1855000	NE-12-23-20-4	158.00 Acres				I Individual	
	F	LAND	T	1	FARMLAND	Taxable Total:	35,640
					100% Alberta School Foundation Fund		



2019 Assessment Roll (Valuation Date 1-July, 2019) 2020 Taxation Year, Wheatland County

Assessment Year: 2019
Tax Year: 2020

Roll	Legal Address				Total
1856000	NW-12-23-20-4	160.00 Acres			
			I Individual		
	F LAND	T 1 FARMLAND	Taxable Total:		31,950
		100% Alberta School Foundation Fund			
1857000	SE-12-23-20-4	158.00 Acres			
	231016 HWY 56		I Individual		
	F LAND & IMPROVEMENTS	T 1 FARMLAND			35,100
	R	T 103 RESIDENTIAL LAND & IMPROVEMENTS			232,840
			Taxable Total:		267,940
	R	E 901 RURAL RESIDENCE EXEMPTION (RAP)			61,540
	R	E 903 FARM BUILDING EXEMPT			8,980
		100% Alberta School Foundation Fund	Exempt Total:		70,520
			Totals:		338,460
1858000	SW-12-23-20-4	160.00 Acres			
			I Individual		
	F LAND	T 1 FARMLAND	Taxable Total:		33,340
		100% Alberta School Foundation Fund			
1859000	NE-13-23-20-4	158.00 Acres			
	232048 HWY 56		I Individual		
	F LAND & IMPROVEMENTS	T 1 FARMLAND			38,380
	R	T 103 RESIDENTIAL LAND & IMPROVEMENTS			110,800
			Taxable Total:		149,180
	R	E 901 RURAL RESIDENCE EXEMPTION (RAP)			33,500
		100% Alberta School Foundation Fund	Totals:		182,680
1860000	NW-13-23-20-4	160.00 Acres			
			I Individual		
	F LAND	T 1 FARMLAND	Taxable Total:		38,040
		100% Alberta School Foundation Fund			
1861000	SE-13-23-20-4	158.00 Acres			
			I Individual		
	F LAND	T 1 FARMLAND	Taxable Total:		41,500
		100% Alberta School Foundation Fund			
1862000	SW-13-23-20-4	160.00 Acres			
			I Individual		
	F LAND	T 1 FARMLAND	Taxable Total:		37,050
		100% Alberta School Foundation Fund			



2019 Assessment Roll (Valuation Date 1-July, 2019) 2020 Taxation Year, Wheatland County

Assessment Year: 2019
Tax Year: 2020

Roll	Legal Address	Total
1863000	NE-14-23-20-4 160.00 Acres	
	I Individual	
	F LAND T 1 FARMLAND 100% Alberta School Foundation Fund	Taxable Total: 24,270
1864000	NW-14-23-20-4 160.00 Acres	
	I Individual	
	F LAND T 1 FARMLAND 100% Alberta School Foundation Fund	Taxable Total: 33,780
1865000	SE-14-23-20-4 160.00 Acres	
	I Individual	
	F LAND T 1 FARMLAND 100% Alberta School Foundation Fund	Taxable Total: 36,350
1866000	SW-14-23-20-4 160.00 Acres	
	I Individual	
	F LAND T 1 FARMLAND 100% Alberta School Foundation Fund	Taxable Total: 10,800
1867000	NE-15-23-20-4 160.00 Acres	
	I Individual	
	F LAND T 1 FARMLAND 100% Alberta School Foundation Fund	Taxable Total: 9,680
1868000	NW-15-23-20-4 160.00 Acres	
	I Individual	
	F LAND T 1 FARMLAND 100% Alberta School Foundation Fund	Taxable Total: 9,680
1869000	SE-15-23-20-4 160.00 Acres	
	I Individual	
	F LAND T 1 FARMLAND 100% Alberta School Foundation Fund	Taxable Total: 9,740
1870000	SW-15-23-20-4 160.00 Acres	
	I Individual	
	F LAND T 1 FARMLAND 100% Alberta School Foundation Fund	Taxable Total: 8,540
1871000	NE-16-23-20-4 160.00 Acres	
	I Individual	
	F LAND T 1 FARMLAND	Taxable Total: 13,240



2019 Assessment Roll (Valuation Date 1-July, 2019) 2020 Taxation Year, Wheatland County

Assessment Year: 2019
Tax Year: 2020

Roll	Legal Address						Total
			100% Alberta School Foundation Fund				
1872000	NW-16-23-20-4	160.00 Acres					
			I Individual				
	F	LAND	T	1	FARMLAND	Taxable Total:	17,670
			100% Alberta School Foundation Fund				
1873000	SE-16-23-20-4	160.00 Acres					
			I Individual				
	F	LAND	T	1	FARMLAND	Taxable Total:	8,620
			100% Alberta School Foundation Fund				
1874000	SW-16-23-20-4	160.00 Acres					
			I Individual				
	F	LAND	T	1	FARMLAND	Taxable Total:	10,770
			100% Alberta School Foundation Fund				
1875000	NE-17-23-20-4	160.00 Acres					
			I Individual				
	F	LAND	T	1	FARMLAND	Taxable Total:	35,820
			100% Alberta School Foundation Fund				
1876000	NW-17-23-20-4	107.96 Acres					
			NORTH OF CREEK I Individual				
	F	LAND	T	1	FARMLAND	Taxable Total:	26,290
			100% Alberta School Foundation Fund				
1877000	NW-17-23-20-4	47.39 Acres					
			SOUTH OF CREEK I Individual				
	F	LAND	T	1	FARMLAND	Taxable Total:	9,450
			100% Alberta School Foundation Fund				
1878000	NW-17-23-20-4	1.78 Acres					
			WEST OF ROAD,SOUTH OF CREEK M Municipal				
	NR	LAND	E	160	TAX RECOVERY EXEMPT	Exempt Total:	38,400
			100% Alberta School Foundation Fund				
1879000	SE-17-23-20-4	160.00 Acres					
			I Individual				
	F	LAND	T	1	FARMLAND	Taxable Total:	34,280
			100% Alberta School Foundation Fund				
1880000	SW-17-23-20-4	158.00 Acres					
			I Individual				



2019 Assessment Roll (Valuation Date 1-July, 2019) 2020 Taxation Year, Wheatland County

Assessment Year: 2019
Tax Year: 2020

Roll	Legal Address					Total
	F	LAND	T	1	FARMLAND	Taxable Total: 39,150
					100% Alberta School Foundation Fund	
1880010	SW-17-23-20-4	2.00 Acres				SW Corner(S 240'of the W 363') I Individual
	F	LAND	T	1	FARMLAND	Taxable Total: 350
					100% Alberta School Foundation Fund	
1881000	NE-18-23-20-4	107.78 Acres				SOUTH PORTION I Individual
	F	LAND	T	1	FARMLAND	Taxable Total: 26,750
					100% Alberta School Foundation Fund	
1881010	NE-18-23-20-4	52.22 Acres				NORTH PORTION I Individual
		232064 RGE RD 205				
	F	LAND & IMPROVEMENTS	T	1	FARMLAND	6,890
	R		T	103	RESIDENTIAL LAND & IMPROVEMENTS	512,600
						Taxable Total: 519,490
	R		E	901	RURAL RESIDENCE EXEMPTION (RAP)	6,890
	R		E	903	FARM BUILDING EXEMPT	2,510
					100% Alberta School Foundation Fund	9,400
						Exempt Total: 9,400
						Totals: 528,890
1882000	NW-18-23-20-4	160.00 Acres				C Corporation
	F	LAND	T	1	FARMLAND	Taxable Total: 36,160
					100% Alberta School Foundation Fund	
1883000	SE-18-23-20-4	160.00 Acres				I Individual
	F	LAND	T	1	FARMLAND	Taxable Total: 37,200
					100% Alberta School Foundation Fund	
1884000	SW-18-23-20-4	160.00 Acres				C Corporation
	F	LAND	T	1	FARMLAND	Taxable Total: 34,070
					100% Alberta School Foundation Fund	
1885000	NE-19-23-20-4	159.43 Acres				I Individual
	F	LAND	T	1	FARMLAND	Taxable Total: 39,950
					100% Alberta School Foundation Fund	



2019 Assessment Roll (Valuation Date 1-July, 2019) 2020 Taxation Year, Wheatland County

Assessment Year: 2019
Tax Year: 2020

Roll	Legal Address					Total
1886000	8280EP A	W -19-23-20-4	192.70 Acres		N.E. of Canal C Corporation	
	F	LAND		T 1	FARMLAND 100% Alberta School Foundation Fund	Taxable Total: 43,460
1887000	9310416 1	SW-19-23-20-4	135.10 Acres		S.W. OF CREEK IN NW, SW, & SE I Individual	
	F	LAND		T 1	FARMLAND 100% Alberta School Foundation Fund	Taxable Total: 26,950
1888000	8280EP E, F	NW-19-23-20-4	0.50 Acres		Portions along westerly side I Individual	
	R	LAND		T 104	RESIDENTIAL VACANT LAND 100% Alberta School Foundation Fund	Taxable Total: 500
1890000	SE-19-23-20-4		146.92 Acres		I Individual	
	F	LAND		T 1	FARMLAND 100% Alberta School Foundation Fund	Taxable Total: 28,580
1892000	6950FL B, C	SE-19-23-20-4	3.00 Acres		SOUTHWEST CORNER M Municipal	
	NR	LAND		E 155	WHEATLAND COUNTY EXEMPT 100% Alberta School Foundation Fund	Exempt Total: 3,200
1896000	NE-20-23-20-4		160.00 Acres		I Individual	
	F	LAND		T 1	FARMLAND 100% Alberta School Foundation Fund	Taxable Total: 36,200
1897000	NW-20-23-20-4		160.00 Acres		I Individual	
	F	LAND		T 1	FARMLAND 100% Alberta School Foundation Fund	Taxable Total: 30,360
1898000	SE-20-23-20-4		160.00 Acres		I Individual	
	F	LAND		T 1	FARMLAND 100% Alberta School Foundation Fund	Taxable Total: 38,460
1899000	SW-20-23-20-4		159.36 Acres		I Individual	
		233025 RGE RD 205				
	F	LAND & IMPROVEMENTS		T 1	FARMLAND	34,950



2019 Assessment Roll (Valuation Date 1-July, 2019) 2020 Taxation Year, Wheatland County

Assessment Year: 2019
Tax Year: 2020

Roll	Legal Address					Total
	R		T	103	RESIDENTIAL LAND & IMPROVEMENTS	213,730
					Taxable Total:	248,680
	R		E	901	RURAL RESIDENCE EXEMPTION (RAP)	30,770
				100%	Alberta School Foundation Fund	Totals: 279,450
1900000	NE-21-23-20-4	160.00 Acres				I Individual
	F	LAND	T	1	FARMLAND	Taxable Total: 13,570
				100%	Alberta School Foundation Fund	
1901000	NW-21-23-20-4	160.00 Acres				I Individual
	F	LAND	T	1	FARMLAND	Taxable Total: 39,370
				100%	Alberta School Foundation Fund	
1902000	SE-21-23-20-4	160.00 Acres				I Individual
	F	LAND	T	1	FARMLAND	Taxable Total: 17,380
				100%	Alberta School Foundation Fund	
1903000	SW-21-23-20-4	160.00 Acres				I Individual
	F	LAND	T	1	FARMLAND	Taxable Total: 36,790
				100%	Alberta School Foundation Fund	
1904000	NE-22-23-20-4	160.00 Acres				I Individual
	F	LAND	T	1	FARMLAND	Taxable Total: 34,180
				100%	Alberta School Foundation Fund	
1905000	NW-22-23-20-4	160.00 Acres				County Lease- Larsen Gravel Pit I Individual
	F	LAND	T	1	FARMLAND	26,970
	NR		E	152	MUNI GRAVEL OPERATION- EXEMPT	53,720
				100%	Alberta School Foundation Fund	Totals: 80,690
1906000	SE-22-23-20-4	160.00 Acres				I Individual
	F	LAND	T	1	FARMLAND	Taxable Total: 30,020
				100%	Alberta School Foundation Fund	
1907000	SW-22-23-20-4	160.00 Acres				County Lease- Larsen Gravel Pit I Individual
	F	LAND	T	1	FARMLAND	13,540



2019 Assessment Roll (Valuation Date 1-July, 2019) 2020 Taxation Year, Wheatland County

Assessment Year: 2019
Tax Year: 2020

Roll	Legal Address						Total
	NR		E 152	MUNI GRAVEL OPERATION- EXEMPT			78,330
			100%	Alberta School Foundation Fund	Totals:		91,870
1908000	NE-23-23-20-4	160.00 Acres			I Individual		
	233078 RGE RD 201						
	F LAND & IMPROVEMENTS		T 1	FARMLAND			17,790
	R		T 103	RESIDENTIAL LAND & IMPROVEMENTS			265,660
					Taxable Total:		283,450
	R		E 901	RURAL RESIDENCE EXEMPTION (RAP)			61,540
			100%	Alberta School Foundation Fund	Totals:		344,990
1909000	NW-23-23-20-4	80.00 Acres			LSD 11 & 14		
					I Individual		
	F LAND		T 1	FARMLAND	Taxable Total:		16,740
			100%	Alberta School Foundation Fund			
1910000	NW-23-23-20-4	80.00 Acres			LSD 12 & 13		
					I Individual		
	F LAND		T 1	FARMLAND	Taxable Total:		16,410
			100%	Alberta School Foundation Fund			
1911000	SE-23-23-20-4	160.00 Acres			I Individual		
	F LAND		T 1	FARMLAND	Taxable Total:		33,230
			100%	Alberta School Foundation Fund			
1912000	SW-23-23-20-4	80.00 Acres			LSD 3 & 6		
					I Individual		
	F LAND		T 1	FARMLAND	Taxable Total:		16,040
			100%	Alberta School Foundation Fund			
1913000	SW-23-23-20-4	80.00 Acres			LSD 4 & 5		
					I Individual		
	F LAND		T 1	FARMLAND	Taxable Total:		17,290
			100%	Alberta School Foundation Fund			
1914000	NE-24-23-20-4	157.14 Acres			C Corporation		
	F LAND		T 1	FARMLAND	Taxable Total:		40,320
			100%	Alberta School Foundation Fund			
1915000	NW-24-23-20-4	160.00 Acres			C Corporation		
	F LAND		T 1	FARMLAND	Taxable Total:		41,500



2019 Assessment Roll (Valuation Date 1-July, 2019) 2020 Taxation Year, Wheatland County

Assessment Year: 2019
Tax Year: 2020

Roll	Legal Address						Total
1916000	SE-24-23-20-4	78.46 Acres	100% Alberta School Foundation Fund				
			NORTH HALF C Corporation				
	F	LAND	T	1	FARMLAND	Taxable Total:	18,850
1917000	SW-24-23-20-4	160.00 Acres	100% Alberta School Foundation Fund				
			C Corporation				
	F	LAND	T	1	FARMLAND	Taxable Total:	37,670
1918000	NE-25-23-20-4	157.04 Acres	100% Alberta School Foundation Fund				
			I Individual				
	F	LAND	T	1	FARMLAND	Taxable Total:	32,070
1919000	NW-25-23-20-4	160.00 Acres	100% Alberta School Foundation Fund				
			I Individual				
	F	LAND	T	1	FARMLAND	Taxable Total:	36,910
1920000	SE-25-23-20-4	157.11 Acres	100% Alberta School Foundation Fund				
			I Individual				
	F	LAND	T	1	FARMLAND	Taxable Total:	36,490
1921000	SW-25-23-20-4	160.00 Acres	100% Alberta School Foundation Fund				
			I Individual				
	F	LAND	T	1	FARMLAND	Taxable Total:	39,620
1922000	NE-26-23-20-4	160.00 Acres	100% Alberta School Foundation Fund				
	234054 RGE RD 201		I Individual				
	F	LAND & IMPROVEMENTS	T	1	FARMLAND		29,070
	R		T	103	RESIDENTIAL LAND & IMPROVEMENTS		196,580
			Taxable Total:				225,650
	R		E	901	RURAL RESIDENCE EXEMPTION (RAP)		61,540
	R		E	903	FARM BUILDING EXEMPT		13,500
			100% Alberta School Foundation Fund				
			Exempt Total:				75,040
			Totals:				300,690
1923000	NW-26-23-20-4	160.00 Acres					
			I Individual				



2019 Assessment Roll (Valuation Date 1-July, 2019) 2020 Taxation Year, Wheatland County

Assessment Year: 2019
Tax Year: 2020

Roll	Legal Address					Total
	F	LAND	T	1	FARMLAND	Taxable Total: 29,850
					100% Alberta School Foundation Fund	
1924000	SE-26-23-20-4	160.00 Acres				
	234034 RGE RD 201					I Individual
	F	LAND	T	1	FARMLAND	Taxable Total: 11,570
					100% Alberta School Foundation Fund	
1925000	SW-26-23-20-4	160.00 Acres				I Individual
	F	LAND	T	1	FARMLAND	Taxable Total: 25,460
					100% Alberta School Foundation Fund	
1926000	NE-27-23-20-4	160.00 Acres				C Corporation
	F	LAND	T	1	FARMLAND	Taxable Total: 27,590
					100% Alberta School Foundation Fund	
1927000	NW-27-23-20-4	160.00 Acres				I Individual
	F	LAND	T	1	FARMLAND	Taxable Total: 34,210
					100% Alberta School Foundation Fund	
1928000	SE-27-23-20-4	160.00 Acres				C Corporation
	F	LAND	T	1	FARMLAND	Taxable Total: 11,740
					100% Alberta School Foundation Fund	
1929000	SW-27-23-20-4	160.00 Acres				I Individual
	F	LAND	T	1	FARMLAND	Taxable Total: 32,500
					100% Alberta School Foundation Fund	
1930000	NE-28-23-20-4	160.00 Acres				I Individual
	F	LAND	T	1	FARMLAND	Taxable Total: 26,940
					100% Alberta School Foundation Fund	
1931000	NW-28-23-20-4	160.00 Acres				I Individual
	234079 RGE RD 204					
	F	LAND & IMPROVEMENTS	T	1	FARMLAND	31,230
	R		T	103	RESIDENTIAL LAND & IMPROVEMENTS	200,060
						Taxable Total: 231,290
	R		E	901	RURAL RESIDENCE EXEMPTION (RAP)	61,540



2019 Assessment Roll (Valuation Date 1-July, 2019) 2020 Taxation Year, Wheatland County

Assessment Year: 2019
Tax Year: 2020

Roll	Legal Address					Total
			100% Alberta School Foundation Fund			Totals: 292,830
1932000	SE-28-23-20-4	160.00 Acres				I Individual
	F LAND		T	1	FARMLAND	Taxable Total: 27,870
			100% Alberta School Foundation Fund			
1933000	SW-28-23-20-4	160.00 Acres				I Individual
	F LAND		T	1	FARMLAND	Taxable Total: 36,510
			100% Alberta School Foundation Fund			
1934000	NE-29-23-20-4	160.00 Acres				I Individual
	F LAND		T	1	FARMLAND	Taxable Total: 32,130
			100% Alberta School Foundation Fund			
1935000	NW-29-23-20-4	160.00 Acres				C Corporation
	F LAND		T	1	FARMLAND	Taxable Total: 39,520
			100% Alberta School Foundation Fund			
1936000	SE-29-23-20-4	160.00 Acres				I Individual
	F LAND		T	1	FARMLAND	Taxable Total: 28,290
			100% Alberta School Foundation Fund			
1937000	SW-29-23-20-4	160.00 Acres				C Corporation
	F LAND		T	1	FARMLAND	Taxable Total: 39,320
			100% Alberta School Foundation Fund			
1938000	NE-30-23-20-4	160.00 Acres				C Corporation
	F LAND		T	1	FARMLAND	Taxable Total: 39,900
			100% Alberta School Foundation Fund			
1939000	NW-30-23-20-4	160.00 Acres				C Corporation
	F LAND		T	1	FARMLAND	Taxable Total: 39,900
			100% Alberta School Foundation Fund			
1940000	SE-30-23-20-4	160.00 Acres				C Corporation



2019 Assessment Roll (Valuation Date 1-July, 2019) 2020 Taxation Year, Wheatland County

Assessment Year: 2019
Tax Year: 2020

Roll	Legal Address					Total
	F	LAND	T	1	FARMLAND	Taxable Total: 39,570
1941000	SW-30-23-20-4	160.00 Acres			100% Alberta School Foundation Fund	
					C Corporation	
	F	LAND	T	1	FARMLAND	Taxable Total: 38,760
1942000	NE-31-23-20-4	137.06 Acres			100% Alberta School Foundation Fund	
					C Corporation	
	F	LAND	T	1	FARMLAND	Taxable Total: 32,470
1943000	NW-31-23-20-4	160.00 Acres			100% Alberta School Foundation Fund	
					C Corporation	
	F	LAND	T	1	FARMLAND	Taxable Total: 39,650
1944000	SE-31-23-20-4	157.90 Acres			100% Alberta School Foundation Fund	
					C Corporation	
	F	LAND	T	1	FARMLAND	Taxable Total: 32,780
1945000	SW-31-23-20-4	160.00 Acres			100% Alberta School Foundation Fund	
					C Corporation	
	F	LAND	T	1	FARMLAND	Taxable Total: 39,900
1946000	NE-32-23-20-4	160.00 Acres			100% Alberta School Foundation Fund	
					C Corporation	
	F	LAND	T	1	FARMLAND	Taxable Total: 36,120
1947000	0913560 1 4 W -32-23-20-4	139.72 Acres			100% Alberta School Foundation Fund	
					C Corporation	
	F	LAND	T	1	FARMLAND	Taxable Total: 34,190
1947010	0913557 1 1 NW-32-23-20-4	43.21 Acres			100% Alberta School Foundation Fund	
		235070 RGE RD 205			NE CORNER NE 31 & NW CORNER NW	
					I Individual	
	F	LAND & IMPROVEMENTS	T	1	FARMLAND	3,210
	R		T	103	RESIDENTIAL LAND & IMPROVEMENTS	268,890
					Taxable Total:	272,100
	R		E	901	RURAL RESIDENCE EXEMPTION (RAP)	3,210



2019 Assessment Roll (Valuation Date 1-July, 2019) 2020 Taxation Year, Wheatland County

Assessment Year: 2019
Tax Year: 2020

Roll	Legal Address					Total
	R		E 903 FARM BUILDING EXEMPT			31,990
			100% Alberta School Foundation Fund	Exempt Total:		35,200
				Totals:		307,300
1948000	SE-32-23-20-4	160.00 Acres		C Corporation		
	F LAND		T 1 FARMLAND	Taxable Total:		34,370
			100% Alberta School Foundation Fund			
1949000	0913560 1 5 W -32-23-20-4	159.80 Acres		C Corporation		
	F LAND		T 1 FARMLAND	Taxable Total:		27,200
			100% Alberta School Foundation Fund			
1950000	NE-33-23-20-4	160.00 Acres		I Individual		
	F LAND		T 1 FARMLAND	Taxable Total:		38,440
			100% Alberta School Foundation Fund			
1951000	NW-33-23-20-4	160.00 Acres		I Individual		
	F LAND		T 1 FARMLAND	Taxable Total:		40,230
			100% Alberta School Foundation Fund			
1952000	SE-33-23-20-4	160.00 Acres		I Individual		
	F LAND		T 1 FARMLAND	Taxable Total:		28,910
			100% Alberta School Foundation Fund			
1953000	SW-33-23-20-4	160.00 Acres		I Individual		
	F LAND		T 1 FARMLAND	Taxable Total:		37,140
			100% Alberta School Foundation Fund			
1954000	NE-34-23-20-4	160.00 Acres		C Corporation		
	F LAND		T 1 FARMLAND	Taxable Total:		33,940
			100% Alberta School Foundation Fund			
1955000	NW-34-23-20-4	160.00 Acres		C Corporation		
	F LAND		T 1 FARMLAND	Taxable Total:		37,720
			100% Alberta School Foundation Fund			



2019 Assessment Roll (Valuation Date 1-July, 2019) 2020 Taxation Year, Wheatland County

Assessment Year: 2019
Tax Year: 2020

Roll	Legal Address				Total
1956000	SE-34-23-20-4	160.00 Acres		C Corporation	
	F LAND		T 1 FARMLAND	Taxable Total:	32,580
			100% Alberta School Foundation Fund		
1957000	SW-34-23-20-4	160.00 Acres		I Individual	
	F LAND		T 1 FARMLAND	Taxable Total:	32,160
			100% Alberta School Foundation Fund		
1958000	NE-35-23-20-4	160.00 Acres		C Corporation	
	F LAND		T 1 FARMLAND	Taxable Total:	30,230
			100% Alberta School Foundation Fund		
1959000	NW-35-23-20-4	160.00 Acres		C Corporation	
	F LAND		T 1 FARMLAND	Taxable Total:	32,640
			100% Alberta School Foundation Fund		
1960000	SE-35-23-20-4	160.00 Acres		I Individual	
	F LAND		T 1 FARMLAND	Taxable Total:	25,290
			100% Alberta School Foundation Fund		
1961000	SW-35-23-20-4	158.83 Acres		I Individual	
	F LAND		T 1 FARMLAND	Taxable Total:	29,010
			100% Alberta School Foundation Fund		
1962000	NE-36-23-20-4	156.90 Acres		C Corporation	
	F LAND		T 1 FARMLAND	Taxable Total:	34,780
			100% Alberta School Foundation Fund		
1963000	NW-36-23-20-4	160.00 Acres		C Corporation	
	F LAND		T 1 FARMLAND	Taxable Total:	34,800
			100% Alberta School Foundation Fund		
1964000	SE-36-23-20-4	156.90 Acres		C Corporation	
	F LAND		T 1 FARMLAND	Taxable Total:	38,100



2019 Assessment Roll (Valuation Date 1-July, 2019) 2020 Taxation Year, Wheatland County

Assessment Year: 2019
Tax Year: 2020

Roll	Legal Address					Total
1965000	SW-36-23-20-4	160.00 Acres	100% Alberta School Foundation Fund			
					C Corporation	
	F	LAND	T	1	FARMLAND	Taxable Total: 34,460
1966000	NE-1-24-20-4	157.03 Acres	100% Alberta School Foundation Fund			
					C Corporation	
	F	LAND	T	1	FARMLAND	Taxable Total: 31,520
1967000	NW-1-24-20-4	157.00 Acres	100% Alberta School Foundation Fund			
					I Individual	
	F	LAND	T	1	FARMLAND	Taxable Total: 28,080
1968000	8211115 A NW-1-24-20-4 2.99 Acres 240077 RGE RD 201		100% Alberta School Foundation Fund			NORTH WEST CORNER Hussar Waste Transfer Site P Provincial
	NR	LAND & IMPROVEMENTS	E	150	CROWN LAND & IMPR. EXEMPT	Exempt Total: 85,100
1969000	SE-1-24-20-4	136.91 Acres	100% Alberta School Foundation Fund			
					C Corporation	
	F	LAND	T	1	FARMLAND	Taxable Total: 28,740
1969010	1411387 1 2 SE-1-24-20-4 20.04 Acres		100% Alberta School Foundation Fund			South & westerly portion I Individual
	F	LAND	T	1	FARMLAND	Taxable Total: 1,440
1970000	SW-1-24-20-4	159.17 Acres	100% Alberta School Foundation Fund			
					I Individual	
	F	LAND	T	1	FARMLAND	Taxable Total: 33,080
1971000	NE-2-24-20-4	157.96 Acres	100% Alberta School Foundation Fund			
					C Corporation	
	F	LAND	T	1	FARMLAND	Taxable Total: 25,380
1972000	NW-2-24-20-4	160.00 Acres	100% Alberta School Foundation Fund			
					C Corporation	



2019 Assessment Roll (Valuation Date 1-July, 2019) 2020 Taxation Year, Wheatland County

Assessment Year: 2019
Tax Year: 2020

Roll	Legal Address					Total
	F	LAND	T	1	FARMLAND	Taxable Total: 28,500
1973000	SE-2-24-20-4	160.00 Acres			100% Alberta School Foundation Fund	
					C Corporation	
	F	LAND	T	1	FARMLAND	Taxable Total: 31,940
1974000	SW-2-24-20-4	160.00 Acres			100% Alberta School Foundation Fund	
					C Corporation	
	F	LAND	T	1	FARMLAND	Taxable Total: 31,710
1975000	0012508 1 2	NE-3-24-20-4 147.08 Acres			100% Alberta School Foundation Fund	
					C Corporation	
	F	LAND	T	1	FARMLAND	Taxable Total: 32,210
1975010	0012508 1 1	NE-3-24-20-4 11.68 Acres			100% Alberta School Foundation Fund	
		240080 RGE RD 202			NE CORNER	
					I Individual	
	F	LAND & IMPROVEMENTS	T	1	FARMLAND	650
	R		T	103	RESIDENTIAL LAND & IMPROVEMENTS	316,660
					Taxable Total:	317,310
	R		E	901	RURAL RESIDENCE EXEMPTION (RAP)	650
	R		E	903	FARM BUILDING EXEMPT	69,100
					100% Alberta School Foundation Fund	69,750
					Exempt Total:	69,750
					Totals:	387,060
1975020	0912745 1 3	NE-3-24-20-4 1.66 Acres			SE PART LSD 16	
		240066 RGE RD 202			I Individual	
	R	LAND & IMPROVEMENTS	T	103	RESIDENTIAL LAND & IMPROVEMENTS	Taxable Total: 161,800
					100% Alberta School Foundation Fund	
1976000	NW-3-24-20-4	160.00 Acres				C Corporation
	F	LAND	T	1	FARMLAND	Taxable Total: 39,490
					100% Alberta School Foundation Fund	
1977000	SE-3-24-20-4	160.00 Acres				C Corporation
	F	LAND	T	1	FARMLAND	Taxable Total: 37,560
					100% Alberta School Foundation Fund	



2019 Assessment Roll (Valuation Date 1-July, 2019) 2020 Taxation Year, Wheatland County

Assessment Year: 2019
Tax Year: 2020

Roll	Legal Address					Total
1978000	SW-3-24-20-4	160.00 Acres			C Corporation	
	F LAND		T 1 FARMLAND	Taxable Total:		36,610
			100% Alberta School Foundation Fund			
1979000	NE-4-24-20-4	160.00 Acres			C Corporation	
	F LAND		T 1 FARMLAND	Taxable Total:		36,050
			100% Alberta School Foundation Fund			
1980000	NW-4-24-20-4	160.00 Acres			C Corporation	
	F LAND		T 1 FARMLAND	Taxable Total:		40,480
			100% Alberta School Foundation Fund			
1981000	SE-4-24-20-4	160.00 Acres			C Corporation	
	F LAND		T 1 FARMLAND	Taxable Total:		39,010
			100% Alberta School Foundation Fund			
1982000	SW-4-24-20-4	160.00 Acres			I Individual	
	F LAND		T 1 FARMLAND	Taxable Total:		40,150
			100% Alberta School Foundation Fund			
1983000	NE-5-24-20-4	160.00 Acres			C Corporation	
	F LAND		T 1 FARMLAND	Taxable Total:		40,740
			100% Alberta School Foundation Fund			
1984000	NW-5-24-20-4	160.00 Acres			C Corporation	
	F LAND		T 1 FARMLAND	Taxable Total:		39,420
			100% Alberta School Foundation Fund			
1985000	SE-5-24-20-4	160.00 Acres			C Corporation	
	F LAND		T 1 FARMLAND	Taxable Total:		40,370
			100% Alberta School Foundation Fund			
1986000	SW-5-24-20-4	160.00 Acres			C Corporation	
	F LAND		T 1 FARMLAND	Taxable Total:		39,790



2019 Assessment Roll (Valuation Date 1-July, 2019) 2020 Taxation Year, Wheatland County

Assessment Year: 2019
Tax Year: 2020

Roll	Legal Address						Total
			100% Alberta School Foundation Fund				
1987000	NE-6-24-20-4	160.00 Acres					
			I Individual				
	F	LAND	T	1	FARMLAND	Taxable Total:	34,840
			100% Alberta School Foundation Fund				
1988000	NW-6-24-20-4	160.00 Acres					
		240079 RGE RD 210	I Individual				
	F	LAND & IMPROVEMENTS	T	1	FARMLAND		36,510
	R		T	103	RESIDENTIAL LAND & IMPROVEMENTS		166,360
			Taxable Total:				202,870
	R		E	901	RURAL RESIDENCE EXEMPTION (RAP)		61,540
			100% Alberta School Foundation Fund				
			Totals:				264,410
1989000	SE-6-24-20-4	160.00 Acres					
			I Individual				
	F	LAND	T	1	FARMLAND	Taxable Total:	34,370
			100% Alberta School Foundation Fund				
1990000	SW-6-24-20-4	160.00 Acres					
			I Individual				
	F	LAND	T	1	FARMLAND	Taxable Total:	37,100
			100% Alberta School Foundation Fund				
1991000	NE-7-24-20-4	160.00 Acres					
			I Individual				
	F	LAND	T	1	FARMLAND	Taxable Total:	39,740
			100% Alberta School Foundation Fund				
1992000	NW-7-24-20-4	160.00 Acres					
		241065 RGE RD 210	C Corporation				
	F	LAND & IMPROVEMENTS	T	1	FARMLAND		38,310
	R		T	103	RESIDENTIAL LAND & IMPROVEMENTS		151,360
			Taxable Total:				189,670
	R		E	901	RURAL RESIDENCE EXEMPTION (RAP)		61,540
			100% Alberta School Foundation Fund				
			Totals:				251,210
1993000	SE-7-24-20-4	160.00 Acres					
			I Individual				
	F	LAND	T	1	FARMLAND	Taxable Total:	36,250
			100% Alberta School Foundation Fund				



2019 Assessment Roll (Valuation Date 1-July, 2019) 2020 Taxation Year, Wheatland County

Assessment Year: 2019
Tax Year: 2020

Roll	Legal Address				Total
1994000	SW-7-24-20-4	160.00 Acres		C Corporation	
	F LAND		T 1 FARMLAND	Taxable Total:	39,780
			100% Alberta School Foundation Fund		
1995000	NE-8-24-20-4	160.00 Acres		I Individual	
	F LAND		T 1 FARMLAND	Taxable Total:	38,770
			100% Alberta School Foundation Fund		
1996000	NW-8-24-20-4	160.00 Acres		I Individual	
	204051 HWY 561				
	F LAND & IMPROVEMENTS		T 1 FARMLAND		35,740
	R		T 103 RESIDENTIAL LAND & IMPROVEMENTS		284,490
				Taxable Total:	320,230
	R		E 901 RURAL RESIDENCE EXEMPTION (RAP)		61,540
	R		E 903 FARM BUILDING EXEMPT		7,130
			100% Alberta School Foundation Fund	Exempt Total:	68,670
				Totals:	388,900
1997000	SE-8-24-20-4	160.00 Acres		C Corporation	
	F LAND		T 1 FARMLAND	Taxable Total:	39,870
			100% Alberta School Foundation Fund		
1998000	SW-8-24-20-4	160.00 Acres		I Individual	
	F LAND		T 1 FARMLAND	Taxable Total:	38,110
			100% Alberta School Foundation Fund		
1999000	NE-9-24-20-4	160.00 Acres		C Corporation	
	F LAND		T 1 FARMLAND	Taxable Total:	39,730
			100% Alberta School Foundation Fund		
2000000	NW-9-24-20-4	160.00 Acres		I Individual	
	F LAND		T 1 FARMLAND	Taxable Total:	40,450
			100% Alberta School Foundation Fund		
2001000	SE-9-24-20-4	160.00 Acres		C Corporation	
	F LAND		T 1 FARMLAND	Taxable Total:	39,370



2019 Assessment Roll (Valuation Date 1-July, 2019) 2020 Taxation Year, Wheatland County

Assessment Year: 2019
Tax Year: 2020

Roll	Legal Address						Total
	100% Alberta School Foundation Fund						
2002000	SW-9-24-20-4	160.00 Acres					
	C Corporation						
	F	LAND	T	1	FARMLAND	Taxable Total:	39,650
	100% Alberta School Foundation Fund						
2003000	NE-10-24-20-4	160.00 Acres					
	I Individual						
	F	LAND	T	1	FARMLAND	Taxable Total:	39,560
	100% Alberta School Foundation Fund						
2004000	NW-10-24-20-4	160.00 Acres					
	I Individual						
	F	LAND	T	1	FARMLAND	Taxable Total:	37,730
	100% Alberta School Foundation Fund						
2005000	SE-10-24-20-4	160.00 Acres					
	I Individual						
	F	LAND	T	1	FARMLAND	Taxable Total:	37,780
	100% Alberta School Foundation Fund						
2006000	SW-10-24-20-4	160.00 Acres					
	I Individual						
	F	LAND	T	1	FARMLAND	Taxable Total:	38,480
	100% Alberta School Foundation Fund						
2007000	NE-11-24-20-4	157.57 Acres					
	C Corporation						
	F	LAND	T	1	FARMLAND	Taxable Total:	30,880
	100% Alberta School Foundation Fund						
2007010	9312114 1 NE-11-24-20-4 2.15 Acres 201017 HWY 561		NORTHEAST PART OF QRT C Corporation				
	R	LAND & IMPROVEMENTS	T	103	RESIDENTIAL LAND & IMPROVEMENTS		260,100
	R		E	901	RURAL RESIDENCE EXEMPTION (RAP)		61,540
	R		E	903	FARM BUILDING EXEMPT		7,350
	100% Alberta School Foundation Fund				Exempt Total:		68,890
	Totals:						328,990
2007500	NE-11-24-20-4	0.25 Acres	Abandoned R/R, NE Corner LSD16 M Municipal				
	NR	LAND	E	155	WHEATLAND COUNTY EXEMPT	Exempt Total:	2,700



2019 Assessment Roll (Valuation Date 1-July, 2019) 2020 Taxation Year, Wheatland County

Assessment Year: 2019
Tax Year: 2020

Roll	Legal Address										Total	
	100% Alberta School Foundation Fund											
2008000	NW-11-24-20-4	160.00 Acres								C Corporation		
	F	LAND	T	1	FARMLAND					Taxable Total:	32,140	
	100% Alberta School Foundation Fund											
2009000	SE-11-24-20-4	159.43 Acres								C Corporation		
	F	LAND	T	1	FARMLAND					Taxable Total:	28,080	
	100% Alberta School Foundation Fund											
2010000	SW-11-24-20-4	160.00 Acres								C Corporation		
	F	LAND	T	1	FARMLAND					Taxable Total:	29,090	
	100% Alberta School Foundation Fund											
2011000	NE-12-24-20-4	146.39 Acres								I Individual		
	F	LAND	T	1	FARMLAND					Taxable Total:	20,950	
	100% Alberta School Foundation Fund											
2011010	0513421 1 1 NE-12-24-20-4 10.58 Acres 200041 HWY 561									NW CORNER I Individual		
	F	LAND & IMPROVEMENTS	T	1	FARMLAND						1,110	
	R		T	103	RESIDENTIAL LAND & IMPROVEMENTS						134,190	
										Taxable Total:	135,300	
	R		E	901	RURAL RESIDENCE EXEMPTION (RAP)						1,110	
	100% Alberta School Foundation Fund										Totals:	136,410
2012000	1411126 2 1 NW-12-24-20-4 62.99 Acres 241047 RGE RD 201									I Individual		
	F	LAND & IMPROVEMENTS	T	1	FARMLAND						10,520	
	R		T	103	RESIDENTIAL LAND & IMPROVEMENTS						412,650	
										Taxable Total:	423,170	
	R		E	901	RURAL RESIDENCE EXEMPTION (RAP)						10,520	
	R		E	903	FARM BUILDING EXEMPT						47,180	
	100% Alberta School Foundation Fund										Exempt Total:	57,700
											Totals:	480,870
2012010	1411123 2 2 NW-12-24-20-4 91.60 Acres 200069 HWY 561									I Individual		
	F	LAND & IMPROVEMENTS	T	1	FARMLAND						15,290	



2019 Assessment Roll (Valuation Date 1-July, 2019) 2020 Taxation Year, Wheatland County

Assessment Year: 2019
Tax Year: 2020

Roll	Legal Address				Total
	R		T 103	RESIDENTIAL LAND & IMPROVEMENTS	295,940
				Taxable Total:	311,230
	R		E 901	RURAL RESIDENCE EXEMPTION (RAP)	16,180
	R		E 903	FARM BUILDING EXEMPT	8,930
			100%	Alberta School Foundation Fund	25,110
				Exempt Total:	336,340
				Totals:	
2012020	1210903 1 3	NW-12-24-20-4	4.99 Acres	NORTHEAST CORNER I Individual	
	F	LAND	T 1	FARMLAND	890
			100%	Alberta School Foundation Fund	
2013000	SE-12-24-20-4	157.04 Acres		C Corporation	
	F	LAND	T 1	FARMLAND	31,950
			100%	Alberta School Foundation Fund	
2014000	SW-12-24-20-4	156.33 Acres		I Individual	
	F	LAND	T 1	FARMLAND	27,040
			100%	Alberta School Foundation Fund	
2015000	2931JK	SW-12-24-20-4	3.67 Acres	NORTH WEST CORNER Telus Tower C Corporation	
	NR	LAND & IMPROVEMENTS	T 105	NON-RESEIDENTIAL LAND & IMPROVEMENTS	113,120
			100%	Alberta School Foundation Fund	
2016000	N -13-24-20-4	110.53 Acres		SOUTH OF LAKE I Individual	
	F	LAND	T 1	FARMLAND	21,960
			100%	Alberta School Foundation Fund	
2018000	NW-13-24-20-4	0.90 Acres		PTN.OF RD.S.OF DEADHORSE LAKE I Individual	
	R	LAND	T 104	RESIDENTIAL VACANT LAND	3,000
			100%	Alberta School Foundation Fund	
2019000	SE-13-24-20-4	156.17 Acres		I Individual	
		200036 HWY 561			
	F	LAND & IMPROVEMENTS	T 1	FARMLAND	31,930
	R		T 103	RESIDENTIAL LAND & IMPROVEMENTS	385,820
				Taxable Total:	417,750
	R		E 901	RURAL RESIDENCE EXEMPTION (RAP)	31,930



2019 Assessment Roll (Valuation Date 1-July, 2019) 2020 Taxation Year, Wheatland County

Assessment Year: 2019
Tax Year: 2020

Roll	Legal Address				Total
	R		E 903	FARM BUILDING EXEMPT	22,650
			100%	Alberta School Foundation Fund	
				Exempt Total:	54,580
				Totals:	472,330
2020000	8210367 A	SE-13-24-20-4	1.77 Acres	SOUTHEAST CORNER Hussar Cemetery M Municipal	
	NR	LAND & IMPROVEMENTS	E 159	CEMETARY EXEMPT	50,110
			100%	Alberta School Foundation Fund	
2021000	SW-13-24-20-4	104.53 Acres		EAST OF HUSSAR I Individual	
	F	LAND	T 1	FARMLAND	23,700
			100%	Alberta School Foundation Fund	
2021010	SW-13-24-20-4	0.01 Acres		NW CORNER I Individual	
	R	LAND	T 104	RESIDENTIAL VACANT LAND	100
			100%	Alberta School Foundation Fund	
2021020	OT-13-24-20-4	0.10 Acres		RD ALLOWANCE BETWEEN SEC.13&14 I Individual	
	R	LAND	T 104	RESIDENTIAL VACANT LAND	100
			100%	Alberta School Foundation Fund	
2022000	NE-14-24-20-4	64.37 Acres		SOUTH OF DEADHORSE LAKE I Individual	
	F	LAND	T 1	FARMLAND	12,400
			100%	Alberta School Foundation Fund	
2023000	7810864 OT	NE-14-24-20-4	13.87 Acres	NORTHEAST CORNER Hussar Lagoon Site M Municipal	
	NR	LAND	E 162	OTHER MUNICIPAL EXEMPT	78,080
			100%	Alberta School Foundation Fund	
2024000	300HN OT	NE-14-24-20-4	2.38 Acres	SEWER LINE R/W I Individual	
	F	LAND	T 1	FARMLAND	400
			100%	Alberta School Foundation Fund	
2025000	1610117 1 1	NW-14-24-20-4	93.21 Acres	NORTH OF RAILWAY I Individual	
	F	LAND & IMPROVEMENTS	T 1	FARMLAND	19,210
	R		T 103	RESIDENTIAL LAND & IMPROVEMENTS	182,210
				Taxable Total:	201,420



2019 Assessment Roll (Valuation Date 1-July, 2019) 2020 Taxation Year, Wheatland County

Assessment Year: 2019
Tax Year: 2020

Roll	Legal Address					Total
	R		E 901	RURAL RESIDENCE EXEMPTION (RAP)		37,190
			100%	Alberta School Foundation Fund	Totals:	238,610
2026000	NW-14-24-20-4	55.00 Acres			SOUTH OF RAILWAY C Corporation	
	F LAND		T 1	FARMLAND	Taxable Total:	11,140
			100%	Alberta School Foundation Fund		
2027000	NW-14-24-20-4	2.28 Acres			PORTION OF ROADWAY P Provincial	
	NR LAND		E 154	OTHER PROV. IMP EXEMPT	Exempt Total:	41,920
			100%	Alberta School Foundation Fund		
2027010	RW5 RLY 24 NW-14-24-20-4	1.65 Acres			PARALLEL TO RWY ON SOUTH SIDE M Municipal	
	NR LAND		E 155	WHEATLAND COUNTY EXEMPT	Exempt Total:	2,640
			100%	Alberta School Foundation Fund		
2028000	SE-14-24-20-4	36.96 Acres			SW. OF ROAD - SOUTHWEST CORNER C Corporation	
	F LAND		T 1	FARMLAND	Taxable Total:	7,010
			100%	Alberta School Foundation Fund		
2029000	SE-14-24-20-4	28.14 Acres			N. OF ROAD & VILLAGE OF HUSSAR I Individual	
	F LAND		T 1	FARMLAND	Taxable Total:	5,180
			100%	Alberta School Foundation Fund		
2030000	SE-14-24-20-4	7.80 Acres			SE. CORNER SOUTH OF ROAD Former Hussar School M Municipal	
	NR LAND		E 169	MISC. PROPERTY EXEMPT	Exempt Total:	113,120
			100%	Alberta School Foundation Fund		
2032000	9913234 1 SE-14-24-20-4 201014 HWY 561	3.54 Acres			Southeasterly Corner Hussar Fire Department & County Shop M Municipal	
	NR LAND & IMPROVEMENTS		E 155	WHEATLAND COUNTY EXEMPT	Exempt Total:	565,210
			100%	Alberta School Foundation Fund		
2032010	7678GV B SE-14-24-20-4	1.14 Acres			SOUTHEAST CORNER M Municipal	
	NR LAND		E 155	WHEATLAND COUNTY EXEMPT	Exempt Total:	33,890
			100%	Alberta School Foundation Fund		



2019 Assessment Roll (Valuation Date 1-July, 2019) 2020 Taxation Year, Wheatland County

Assessment Year: 2019
Tax Year: 2020

Roll	Legal Address	Total
2034000	SW-14-24-20-4 150.32 Acres	
	I Individual	
	F LAND T 1 FARMLAND Taxable Total: 32,400	
	100% Alberta School Foundation Fund	
2034010	9112483 1 SW-14-24-20-4 3.09 Acres	
	242027 RGE RD 202 NW CORNER	
	I Individual	
	R LAND & IMPROVEMENTS T 103 RESIDENTIAL LAND & IMPROVEMENTS 405,460	
	R E 901 RURAL RESIDENCE EXEMPTION (RAP) 61,540	
	100% Alberta School Foundation Fund Totals: 467,000	
2035000	RW5 RLY 24 SW-14-24-20-4 3.13 Acres	
	RWY STATION GROUNDS-LSD 6	
	C Corporation	
	R LAND T 104 RESIDENTIAL VACANT LAND Taxable Total: 14,200	
	100% Alberta School Foundation Fund	
2036000	NE-15-24-20-4 149.51 Acres	
	C Corporation	
	F LAND T 1 FARMLAND Taxable Total: 32,980	
	100% Alberta School Foundation Fund	
2036010	1812384 1 1 NE-15-24-20-4 6.73 Acres	
	Northeast Corner	
	C Corporation	
	F LAND T 1 FARMLAND Taxable Total: 680	
	100% Alberta School Foundation Fund	
2037000	NW-15-24-20-4 156.00 Acres	
	C Corporation	
	F LAND T 1 FARMLAND Taxable Total: 36,810	
	100% Alberta School Foundation Fund	
2037010	0311712 2 1 NW-15-24-20-4 4.00 Acres	
	NE CORNER OF LSD 12	
	I Individual	
	F LAND T 1 FARMLAND Taxable Total: 490	
	100% Alberta School Foundation Fund	
2038000	SE-15-24-20-4 152.19 Acres	
	C Corporation	
	F LAND T 1 FARMLAND Taxable Total: 38,000	
	100% Alberta School Foundation Fund	
2039000	SE-15-24-20-4 5.80 Acres	
	N.E. CORNER	
	242038 RGE RD 202 C Corporation	



2019 Assessment Roll (Valuation Date 1-July, 2019) 2020 Taxation Year, Wheatland County

Assessment Year: 2019
Tax Year: 2020

Roll	Legal Address					Total
	F	LAND & IMPROVEMENTS	T	1	FARMLAND	430
	R		T	103	RESIDENTIAL LAND & IMPROVEMENTS	235,060
					Taxable Total:	235,490
	R		E	901	RURAL RESIDENCE EXEMPTION (RAP)	61,540
				100%	Alberta School Foundation Fund	Totals: 297,030
2040000	SW-15-24-20-4	157.99 Acres				
					C Corporation	
	F	LAND	T	1	FARMLAND	Taxable Total: 38,350
				100%	Alberta School Foundation Fund	
2041000	0311711 1 2	NE-16-24-20-4 157.00 Acres				
					I Individual	
	F	LAND	T	1	FARMLAND	Taxable Total: 35,610
				100%	Alberta School Foundation Fund	
2042000	0311711 1 1	NE-16-24-20-4 3.00 Acres			NE CORNER	
		242082 RGE RD 203			I Individual	
	R	LAND & IMPROVEMENTS	T	103	RESIDENTIAL LAND & IMPROVEMENTS	Taxable Total: 247,700
				100%	Alberta School Foundation Fund	
2043000	NW-16-24-20-4	160.00 Acres				
					I Individual	
	F	LAND	T	1	FARMLAND	Taxable Total: 39,010
				100%	Alberta School Foundation Fund	
2044000	SE-16-24-20-4	157.99 Acres				
					I Individual	
	F	LAND	T	1	FARMLAND	Taxable Total: 37,680
				100%	Alberta School Foundation Fund	
2045000	SW-16-24-20-4	157.99 Acres				
		203084 HWY 561			I Individual	
	F	LAND & IMPROVEMENTS	T	1	FARMLAND	35,560
	R		T	103	RESIDENTIAL LAND & IMPROVEMENTS	213,360
					Taxable Total:	248,920
	R		E	901	RURAL RESIDENCE EXEMPTION (RAP)	61,540
				100%	Alberta School Foundation Fund	Totals: 310,460
2046000	NE-17-24-20-4	160.00 Acres				
		242054 RGE RD 204			I Individual	
	F	LAND & IMPROVEMENTS	T	1	FARMLAND	35,150
	R		T	103	RESIDENTIAL LAND & IMPROVEMENTS	101,700



2019 Assessment Roll (Valuation Date 1-July, 2019) 2020 Taxation Year, Wheatland County

Assessment Year: 2019
Tax Year: 2020

Roll	Legal Address					Total
	R		E 901	RURAL RESIDENCE EXEMPTION (RAP)	Taxable Total:	136,850
			100%	Alberta School Foundation Fund	Totals:	28,600
2047000	NW-17-24-20-4	160.00 Acres				165,450
	F LAND		T 1	FARMLAND	I Individual	
			100%	Alberta School Foundation Fund	Taxable Total:	35,570
2048000	SE-17-24-20-4	158.00 Acres				
	F LAND		T 1	FARMLAND	I Individual	
			100%	Alberta School Foundation Fund	Taxable Total:	36,240
2049000	SW-17-24-20-4	158.00 Acres				
	F LAND		T 1	FARMLAND	I Individual	
			100%	Alberta School Foundation Fund	Taxable Total:	39,790
2050000	NE-18-24-20-4	160.00 Acres				
	F LAND		T 1	FARMLAND	C Corporation	
			100%	Alberta School Foundation Fund	Taxable Total:	37,050
2051000	NW-18-24-20-4	160.00 Acres				
	F LAND		T 1	FARMLAND	C Corporation	
			100%	Alberta School Foundation Fund	Taxable Total:	37,300
2052000	SE-18-24-20-4	158.00 Acres				
	F LAND		T 1	FARMLAND	C Corporation	
			100%	Alberta School Foundation Fund	Taxable Total:	39,640
2053000	SW-18-24-20-4	158.00 Acres				
	F LAND		T 1	FARMLAND	C Corporation	
			100%	Alberta School Foundation Fund	Taxable Total:	39,130
2054000	NE-19-24-20-4	160.00 Acres				
	F LAND		T 1	FARMLAND	I Individual	
			100%	Alberta School Foundation Fund	Taxable Total:	35,900



2019 Assessment Roll (Valuation Date 1-July, 2019) 2020 Taxation Year, Wheatland County

Assessment Year: 2019
Tax Year: 2020

Roll	Legal Address					Total
2055000	NW-19-24-20-4	160.00 Acres				
			I	Individual		
	F LAND		T	1 FARMLAND	Taxable Total:	34,780
				100% Alberta School Foundation Fund		
2056000	SE-19-24-20-4	160.00 Acres				
			I	Individual		
	F LAND		T	1 FARMLAND	Taxable Total:	38,210
				100% Alberta School Foundation Fund		
2057000	SW-19-24-20-4	160.00 Acres				
			I	Individual		
	F LAND		T	1 FARMLAND	Taxable Total:	38,760
				100% Alberta School Foundation Fund		
2058000	NE-20-24-20-4	160.00 Acres				
			I	Individual		
	F LAND		T	1 FARMLAND	Taxable Total:	39,690
				100% Alberta School Foundation Fund		
2059000	NW-20-24-20-4	160.00 Acres				
			I	Individual		
	F LAND		T	1 FARMLAND	Taxable Total:	39,210
				100% Alberta School Foundation Fund		
2060000	SE-20-24-20-4	160.00 Acres				
			I	Individual		
	F LAND		T	1 FARMLAND	Taxable Total:	35,470
				100% Alberta School Foundation Fund		
2061000	SW-20-24-20-4	160.00 Acres				
	243037 RGE RD 205		I	Individual		
	F LAND & IMPROVEMENTS		T	1 FARMLAND		39,310
	R		T	103 RESIDENTIAL LAND & IMPROVEMENTS		367,060
					Taxable Total:	406,370
	R		E	901 RURAL RESIDENCE EXEMPTION (RAP)		61,540
	R		E	903 FARM BUILDING EXEMPT		89,810
				100% Alberta School Foundation Fund	Exempt Total:	151,350
					Totals:	557,720
2062000	NE-21-24-20-4	135.84 Acres				
			I	Individual		
	F LAND		T	1 FARMLAND	Taxable Total:	34,160



2019 Assessment Roll (Valuation Date 1-July, 2019) 2020 Taxation Year, Wheatland County

Assessment Year: 2019
Tax Year: 2020

Roll	Legal Address						Total
2062010	9510865 1		NE-21-24-20-4	7.76 Acres	100% Alberta School Foundation Fund		
	203037 TWP RD 244				NORTH WEST CORNER		
					I Individual		
	R	LAND & IMPROVEMENTS		T	103	RESIDENTIAL LAND & IMPROVEMENTS	Taxable Total: 248,300
100% Alberta School Foundation Fund							
2062020	1411122 2 1		NE-21-24-20-4	11.45 Acres	100% Alberta School Foundation Fund		
					NORTH OF RAILWAY		
					I Individual		
	F	LAND		T	1	FARMLAND	Taxable Total: 1,280
100% Alberta School Foundation Fund							
2063000	NW-21-24-20-4			158.56 Acres			
					I Individual		
	F	LAND		T	1	FARMLAND	Taxable Total: 39,360
100% Alberta School Foundation Fund							
2064000	SE-21-24-20-4			157.00 Acres			
					I Individual		
	F	LAND		T	1	FARMLAND	Taxable Total: 36,070
100% Alberta School Foundation Fund							
2064010	9412503 1		SE-21-24-20-4	3.00 Acres			
	243004 RGE RD 203				SOUTH EAST CORNER		
					I Individual		
	R	LAND & IMPROVEMENTS		T	103	RESIDENTIAL LAND & IMPROVEMENTS	Taxable Total: 272,900
100% Alberta School Foundation Fund							
2065000	SW-21-24-20-4			160.00 Acres			
					I Individual		
	F	LAND		T	1	FARMLAND	Taxable Total: 41,300
100% Alberta School Foundation Fund							
2066000	NE-22-24-20-4			160.00 Acres			
	202043 TWP RD 244				I Individual		
	F	LAND & IMPROVEMENTS		T	1	FARMLAND	35,810
	R			T	103	RESIDENTIAL LAND & IMPROVEMENTS	108,960
						Taxable Total:	144,770
	NR			E	162	OTHER MUNICIPAL EXEMPT	1,680
	R			E	901	RURAL RESIDENCE EXEMPTION (RAP)	61,540
100% Alberta School Foundation Fund							
						Exempt Total:	63,220
						Totals:	207,990
2067000	1611068 1 1	W-22-24-20-4	123.31 Acres			N.of ABAND.RLY + 7.50ac SWqrt	
						I Individual	



2019 Assessment Roll (Valuation Date 1-July, 2019) 2020 Taxation Year, Wheatland County

Assessment Year: 2019
Tax Year: 2020

Roll	Legal Address				Total
	F	LAND	T	1 FARMLAND 100% Alberta School Foundation Fund	Taxable Total: 26,420
2068000	NW-22-24-20-4	39.87 Acres			SOUTH OF RAILWAY I Individual
	F	LAND	T	1 FARMLAND 100% Alberta School Foundation Fund	Taxable Total: 9,250
2069000	1612430 1 1	SE-22-24-20-4 137.07 Acres			NORTH OF RAILWAY I Individual
	F	LAND	T	1 FARMLAND 100% Alberta School Foundation Fund	Taxable Total: 32,340
2069500	RW5 RLY 24	NW-22-24-20-4 1.89 Acres			M Municipal
	NR	LAND	E	155 WHEATLAND COUNTY EXEMPT 100% Alberta School Foundation Fund	Exempt Total: 400
2070000	SE-22-24-20-4	17.53 Acres			SOUTH WEST CORNER I Individual
	F	LAND	T	1 FARMLAND 100% Alberta School Foundation Fund	Taxable Total: 3,150
2071000	SW-22-24-20-4	145.69 Acres			SOUTH WEST OF ROAD I Individual
	F	LAND	T	1 FARMLAND 100% Alberta School Foundation Fund	Taxable Total: 36,010
2073000	NE-23-24-20-4	23.00 Acres			SW. CORNER, SW. OF DEADHORSE LAKE I Individual
	F	LAND	T	1 FARMLAND 100% Alberta School Foundation Fund	Taxable Total: 730
2074000	NW-23-24-20-4	151.00 Acres			WEST OF DEADHORSE LAKE I Individual
	F	LAND	T	1 FARMLAND 100% Alberta School Foundation Fund	Taxable Total: 11,300
2075000	SE-23-24-20-4	14.00 Acres			NORTH WEST OF DEADHORSE LAKE I Individual
	F	LAND	T	1 FARMLAND 100% Alberta School Foundation Fund	Taxable Total: 560



2019 Assessment Roll (Valuation Date 1-July, 2019) 2020 Taxation Year, Wheatland County

Assessment Year: 2019
Tax Year: 2020

Roll	Legal Address				Total
2076000	SW-23-24-20-4	160.00 Acres		I Individual	
	F LAND		T 1 FARMLAND	Taxable Total:	29,840
			100% Alberta School Foundation Fund		
2077000	NE-25-24-20-4	146.00 Acres		NORTH OF LAKE I Individual	
	F LAND		T 1 FARMLAND	Taxable Total:	33,300
			100% Alberta School Foundation Fund		
2078000	NW-25-24-20-4	24.00 Acres		NORTHEAST OF DEADHORSE LAKE C Corporation	
	F LAND		T 1 FARMLAND	Taxable Total:	4,150
			100% Alberta School Foundation Fund		
2079000	SE-25-24-20-4	10.00 Acres		NORTHEAST OF DEADHORSE LAKE I Individual	
	F LAND		T 1 FARMLAND	Taxable Total:	1,390
			100% Alberta School Foundation Fund		
2080000	NW-26-24-20-4	90.00 Acres		WEST OF DEADHORSE LAKE I Individual	
	F LAND		T 1 FARMLAND	Taxable Total:	20,690
			100% Alberta School Foundation Fund		
2081000	SW-26-24-20-4	110.00 Acres		WEST OF DEADHORSE LAKE I Individual	
	F LAND		T 1 FARMLAND	Taxable Total:	18,780
			100% Alberta School Foundation Fund		
2082000	NE-27-24-20-4	160.00 Acres		C Corporation	
	F LAND		T 1 FARMLAND	Taxable Total:	33,990
			100% Alberta School Foundation Fund		
2083000	NW-27-24-20-4	160.00 Acres		C Corporation	
	F LAND		T 1 FARMLAND	Taxable Total:	38,060
			100% Alberta School Foundation Fund		
2084000	SE-27-24-20-4	160.00 Acres		C Corporation	
	F LAND		T 1 FARMLAND	Taxable Total:	37,600



2019 Assessment Roll (Valuation Date 1-July, 2019) 2020 Taxation Year, Wheatland County

Assessment Year: 2019
Tax Year: 2020

Roll	Legal Address						Total
			100% Alberta School Foundation Fund				
2085000	SW-27-24-20-4	160.00 Acres				C Corporation	
	F	LAND	T	1	FARMLAND	Taxable Total:	37,890
			100% Alberta School Foundation Fund				
2086000	NE-28-24-20-4	160.00 Acres				C Corporation	
		244068 RGE RD 203					
	F	LAND & IMPROVEMENTS	T	1	FARMLAND		36,200
	R		T	103	RESIDENTIAL LAND & IMPROVEMENTS		121,960
						Taxable Total:	158,160
	R		E	901	RURAL RESIDENCE EXEMPTION (RAP)		93,540
			100% Alberta School Foundation Fund				
						Totals:	251,700
2087000	NW-28-24-20-4	160.00 Acres				I Individual	
	F	LAND	T	1	FARMLAND	Taxable Total:	37,020
			100% Alberta School Foundation Fund				
2088000	SE-28-24-20-4	160.00 Acres				C Corporation	
	F	LAND	T	1	FARMLAND	Taxable Total:	40,120
			100% Alberta School Foundation Fund				
2089000	SW-28-24-20-4	160.00 Acres				I Individual	
	F	LAND	T	1	FARMLAND	Taxable Total:	36,800
			100% Alberta School Foundation Fund				
2090000	NE-29-24-20-4	160.00 Acres				I Individual	
	F	LAND	T	1	FARMLAND	Taxable Total:	35,240
			100% Alberta School Foundation Fund				
2091000	NW-29-24-20-4	160.00 Acres				I Individual	
	F	LAND	T	1	FARMLAND	Taxable Total:	38,560
			100% Alberta School Foundation Fund				
2092000	SE-29-24-20-4	160.00 Acres				I Individual	
	F	LAND	T	1	FARMLAND	Taxable Total:	37,420



2019 Assessment Roll (Valuation Date 1-July, 2019) 2020 Taxation Year, Wheatland County

Assessment Year: 2019
Tax Year: 2020

Roll	Legal Address	Total
100% Alberta School Foundation Fund		
2092500	RW5 RLY OT NW-21-24-20-4 0.24 Acres	Aban.R/R- NW 21 M Municipal
	NR LAND E 155 WHEATLAND COUNTY EXEMPT 100% Alberta School Foundation Fund	Exempt Total: 2,620
100% Alberta School Foundation Fund		
2093000	SW-29-24-20-4 160.00 Acres	I Individual
	F LAND T 1 FARMLAND	Taxable Total: 37,930
100% Alberta School Foundation Fund		
2094000	NE-30-24-20-4 154.85 Acres	I Individual
	F LAND T 1 FARMLAND 100% Alberta School Foundation Fund	Taxable Total: 36,760
100% Alberta School Foundation Fund		
2095000	NE-30-24-20-4 5.15 Acres	SOUTEAST CORNER I Individual
	F LAND T 1 FARMLAND 100% Alberta School Foundation Fund	Taxable Total: 420
100% Alberta School Foundation Fund		
2096000	NW-30-24-20-4 160.00 Acres	C Corporation
	F LAND T 1 FARMLAND 100% Alberta School Foundation Fund	Taxable Total: 28,150
100% Alberta School Foundation Fund		
2097000	SE-30-24-20-4 160.00 Acres	I Individual
	F LAND T 1 FARMLAND 100% Alberta School Foundation Fund	Taxable Total: 35,420
100% Alberta School Foundation Fund		
2098000	SW-30-24-20-4 160.00 Acres	I Individual
	F LAND T 1 FARMLAND 100% Alberta School Foundation Fund	Taxable Total: 17,600
100% Alberta School Foundation Fund		
2099000	NE-31-24-20-4 158.97 Acres	I Individual
	F LAND T 1 FARMLAND 100% Alberta School Foundation Fund	Taxable Total: 36,540
100% Alberta School Foundation Fund		
2100000	NW-31-24-20-4 158.97 Acres	I Individual



2019 Assessment Roll (Valuation Date 1-July, 2019) 2020 Taxation Year, Wheatland County

Assessment Year: 2019
Tax Year: 2020

Roll	Legal Address					Total
	F	LAND	T	1	FARMLAND	Taxable Total: 32,360
					100% Alberta School Foundation Fund	
2101000	SE-31-24-20-4	159.88 Acres				
	245022 RGE RD 205					I Individual
	F	LAND & IMPROVEMENTS	T	1	FARMLAND	37,360
	R		T	103	RESIDENTIAL LAND & IMPROVEMENTS	248,310
					Taxable Total:	285,670
	R		E	901	RURAL RESIDENCE EXEMPTION (RAP)	61,540
	R		E	903	FARM BUILDING EXEMPT	5,350
					100% Alberta School Foundation Fund	Exempt Total: 66,890
						Totals: 352,560
2102000	SW-31-24-20-4	160.00 Acres				I Individual
	F	LAND	T	1	FARMLAND	Taxable Total: 22,150
					100% Alberta School Foundation Fund	
2103000	NE-32-24-20-4	158.97 Acres				I Individual
	F	LAND	T	1	FARMLAND	Taxable Total: 39,150
					100% Alberta School Foundation Fund	
2104000	NW-32-24-20-4	158.97 Acres				I Individual
	F	LAND	T	1	FARMLAND	Taxable Total: 35,530
					100% Alberta School Foundation Fund	
2105000	SE-32-24-20-4	160.00 Acres				C Corporation
	F	LAND	T	1	FARMLAND	Taxable Total: 37,650
					100% Alberta School Foundation Fund	
2106000	SW-32-24-20-4	160.00 Acres				C Corporation
	245007 RGE RD 205					
	F	LAND & IMPROVEMENTS	T	1	FARMLAND	38,000
	R		T	103	RESIDENTIAL LAND & IMPROVEMENTS	145,160
					Taxable Total:	183,160
	R		E	901	RURAL RESIDENCE EXEMPTION (RAP)	61,540
					100% Alberta School Foundation Fund	Totals: 244,700
2107000	NE-33-24-20-4	158.97 Acres				C Corporation



2019 Assessment Roll (Valuation Date 1-July, 2019) 2020 Taxation Year, Wheatland County

Assessment Year: 2019
Tax Year: 2020

Roll	Legal Address					Total	
	F	LAND	T	1	FARMLAND	Taxable Total:	27,570
					100% Alberta School Foundation Fund		
2108000	NW-33-24-20-4	158.97 Acres				I Individual	
	F	LAND	T	1	FARMLAND	Taxable Total:	38,720
					100% Alberta School Foundation Fund		
2109000	SE-33-24-20-4	160.00 Acres				C Corporation	
	F	LAND	T	1	FARMLAND	Taxable Total:	33,570
					100% Alberta School Foundation Fund		
2110000	SW-33-24-20-4	160.00 Acres				I Individual	
	F	LAND	T	1	FARMLAND	Taxable Total:	35,450
					100% Alberta School Foundation Fund		
2111000	NE-34-24-20-4	158.97 Acres				C Corporation	
	F	LAND	T	1	FARMLAND	Taxable Total:	41,680
					100% Alberta School Foundation Fund		
2112000	NW-34-24-20-4	158.97 Acres				C Corporation	
	F	LAND	T	1	FARMLAND	Taxable Total:	40,100
					100% Alberta School Foundation Fund		
2113000	SE-34-24-20-4	160.00 Acres				C Corporation	
	F	LAND	T	1	FARMLAND	Taxable Total:	39,410
					100% Alberta School Foundation Fund		
2114000	SW-34-24-20-4	160.00 Acres				C Corporation	
	F	LAND	T	1	FARMLAND	Taxable Total:	41,090
					100% Alberta School Foundation Fund		
2115000	NE-35-24-20-4	158.97 Acres				C Corporation	
	F	LAND	T	1	FARMLAND	Taxable Total:	28,280
					100% Alberta School Foundation Fund		



2019 Assessment Roll (Valuation Date 1-July, 2019) 2020 Taxation Year, Wheatland County

Assessment Year: 2019
Tax Year: 2020

Roll	Legal Address				Total
2116000	NW-35-24-20-4	158.97 Acres		C Corporation	
	F LAND		T 1 FARMLAND	Taxable Total:	36,710
			100% Alberta School Foundation Fund		
2117000	SE-35-24-20-4	81.00 Acres		NORTH OF DEADHORSE LAKE C Corporation	
	F LAND		T 1 FARMLAND	Taxable Total:	13,830
			100% Alberta School Foundation Fund		
2118000	SW-35-24-20-4	155.00 Acres		I Individual	
	F LAND		T 1 FARMLAND	Taxable Total:	39,400
			100% Alberta School Foundation Fund		
2119000	NE-36-24-20-4	158.97 Acres		I Individual	
	200029A TWP RD 250				
	F LAND & IMPROVEMENTS		T 1 FARMLAND		37,600
	R		T 103 RESIDENTIAL LAND & IMPROVEMENTS		128,260
				Taxable Total:	165,860
	R		E 901 RURAL RESIDENCE EXEMPTION (RAP)		61,540
			100% Alberta School Foundation Fund	Totals:	227,400
2120000	NW-36-24-20-4	158.97 Acres		C Corporation	
	F LAND		T 1 FARMLAND	Taxable Total:	36,420
			100% Alberta School Foundation Fund		
2121000	SE-36-24-20-4	160.00 Acres		I Individual	
	F LAND		T 1 FARMLAND	Taxable Total:	36,740
			100% Alberta School Foundation Fund		
2122000	SW-36-24-20-4	149.00 Acres		C Corporation	
	F LAND		T 1 FARMLAND	Taxable Total:	33,110
			100% Alberta School Foundation Fund		
2123000	NE-1-25-20-4	160.00 Acres		I Individual	
	F LAND		T 1 FARMLAND	Taxable Total:	11,460
			100% Alberta School Foundation Fund		



2019 Assessment Roll (Valuation Date 1-July, 2019) 2020 Taxation Year, Wheatland County

Assessment Year: 2019
Tax Year: 2020

Roll	Legal Address				Total
2124000	NW-1-25-20-4	160.00 Acres		I Individual	
	F LAND		T 1 FARMLAND	Taxable Total:	29,140
			100% Alberta School Foundation Fund		
2125000	SE-1-25-20-4	158.97 Acres		I Individual	
	F LAND		T 1 FARMLAND	Taxable Total:	24,460
			100% Alberta School Foundation Fund		
2126000	SW-1-25-20-4	148.64 Acres		I Individual	
	F LAND		T 1 FARMLAND	Taxable Total:	25,680
			100% Alberta School Foundation Fund		
2126010	0714756 1 1 SW-1-25-20-4	10.33 Acres		S.W. Corner LSD 4	
				I Individual	
	F LAND		T 1 FARMLAND	Taxable Total:	1,650
			100% Alberta School Foundation Fund		
2127000	NE-2-25-20-4	160.00 Acres		C Corporation	
	F LAND		T 1 FARMLAND	Taxable Total:	32,980
			100% Alberta School Foundation Fund		
2128000	NW-2-25-20-4	149.67 Acres		I Individual	
	F LAND		T 1 FARMLAND	Taxable Total:	33,460
			100% Alberta School Foundation Fund		
2128010	0714769 1 1 NW-2-25-20-4	10.33 Acres		N.W. Corner LSD 13	
				I Individual	
	F LAND		T 1 FARMLAND	Taxable Total:	1,590
			100% Alberta School Foundation Fund		
2129000	SE-2-25-20-4	158.97 Acres		C Corporation	
	F LAND		T 1 FARMLAND	Taxable Total:	36,940
			100% Alberta School Foundation Fund		
2130000	SW-2-25-20-4	152.21 Acres		I Individual	
	F LAND		T 1 FARMLAND	Taxable Total:	28,510



2019 Assessment Roll (Valuation Date 1-July, 2019) 2020 Taxation Year, Wheatland County

Assessment Year: 2019
Tax Year: 2020

Roll	Legal Address						Total
			100% Alberta School Foundation Fund				
2130010	SW-2-25-20-4 201072 TWP RD 250	6.76 Acres					
			SOUTH WEST CORNER				
			I Individual				
	F LAND & IMPROVEMENTS		T 1	FARMLAND			630
	R		T 103	RESIDENTIAL LAND & IMPROVEMENTS			230,070
			Taxable Total:				230,700
	R		E 901	RURAL RESIDENCE EXEMPTION (RAP)			630
	R		E 903	FARM BUILDING EXEMPT			6,200
			100% Alberta School Foundation Fund				
			Exempt Total:				6,830
			Totals:				237,530
2131000	NE-3-25-20-4	160.00 Acres					
			C Corporation				
	F LAND		T 1	FARMLAND			
			100% Alberta School Foundation Fund				
			Taxable Total:				38,240
2132000	NW-3-25-20-4	160.00 Acres					
			I Individual				
	F LAND		T 1	FARMLAND			
			100% Alberta School Foundation Fund				
			Taxable Total:				34,050
2133000	SE-3-25-20-4	158.97 Acres					
			C Corporation				
	F LAND		T 1	FARMLAND			
			100% Alberta School Foundation Fund				
			Taxable Total:				38,530
2134000	SW-3-25-20-4	141.79 Acres					
			I Individual				
	F LAND		T 1	FARMLAND			
			100% Alberta School Foundation Fund				
			Taxable Total:				20,210
2134010	9812811 1 1 SW-3-25-20-4 202054 TWP RD 250	4.18 Acres					
			649.27' WEST OF SE CORNER				
			I Individual				
	F LAND & IMPROVEMENTS		T 1	FARMLAND			210
	R		T 103	RESIDENTIAL LAND & IMPROVEMENTS			252,130
			Taxable Total:				252,340
	R		E 901	RURAL RESIDENCE EXEMPTION (RAP)			43,770
	R		E 903	FARM BUILDING EXEMPT			28,160
			100% Alberta School Foundation Fund				
			Exempt Total:				71,930
			Totals:				324,270
2135000	NE-4-25-20-4	143.00 Acres					
			I Individual				



2019 Assessment Roll (Valuation Date 1-July, 2019) 2020 Taxation Year, Wheatland County

Assessment Year: 2019
Tax Year: 2020

Roll	Legal Address					Total
	F	LAND	T	1	FARMLAND	Taxable Total: 16,890
2136000	NW-4-25-20-4	160.00 Acres			100% Alberta School Foundation Fund	
					I Individual	
	F	LAND	T	1	FARMLAND	Taxable Total: 38,070
2137000	SE-4-25-20-4	154.97 Acres			100% Alberta School Foundation Fund	
					I Individual	
	F	LAND	T	1	FARMLAND	Taxable Total: 35,960
2138000	SW-4-25-20-4	158.97 Acres			100% Alberta School Foundation Fund	
		203066 TWP RD 250			I Individual	
	F	LAND & IMPROVEMENTS	T	1	FARMLAND	36,760
	R		T	103	RESIDENTIAL LAND & IMPROVEMENTS	284,170
					Taxable Total:	320,930
	R		E	901	RURAL RESIDENCE EXEMPTION (RAP)	36,760
	R		E	903	FARM BUILDING EXEMPT	12,370
					100% Alberta School Foundation Fund	Exempt Total: 49,130
					Totals:	370,060
2139000	NE-5-25-20-4	160.00 Acres			I Individual	
	F	LAND	T	1	FARMLAND	Taxable Total: 35,020
2140000	NW-5-25-20-4	160.00 Acres			100% Alberta School Foundation Fund	
					I Individual	
	F	LAND	T	1	FARMLAND	Taxable Total: 33,550
2141000	SE-5-25-20-4	158.97 Acres			100% Alberta School Foundation Fund	
					I Individual	
	F	LAND	T	1	FARMLAND	Taxable Total: 36,680
2142000	SW-5-25-20-4	158.97 Acres			100% Alberta School Foundation Fund	
					I Individual	
	F	LAND	T	1	FARMLAND	Taxable Total: 37,120
					100% Alberta School Foundation Fund	



2019 Assessment Roll (Valuation Date 1-July, 2019) 2020 Taxation Year, Wheatland County

Assessment Year: 2019
Tax Year: 2020

Roll	Legal Address				Total
2143000	NE-6-25-20-4	160.00 Acres		C Corporation	
	F LAND		T 1 FARMLAND	Taxable Total:	32,160
			100% Alberta School Foundation Fund		
2144000	NW-6-25-20-4	160.00 Acres		C Corporation	
	F LAND		T 1 FARMLAND	Taxable Total:	33,970
			100% Alberta School Foundation Fund		
2145000	SE-6-25-20-4	158.97 Acres		I Individual	
	F LAND		T 1 FARMLAND	Taxable Total:	23,350
			100% Alberta School Foundation Fund		
2146000	SW-6-25-20-4	158.97 Acres		C Corporation	
	F LAND		T 1 FARMLAND	Taxable Total:	26,970
			100% Alberta School Foundation Fund		
2147000	NE-7-25-20-4	160.00 Acres		C Corporation	
	F LAND		T 1 FARMLAND	Taxable Total:	30,780
			100% Alberta School Foundation Fund		
2148000	NW-7-25-20-4	160.00 Acres		C Corporation	
	F LAND		T 1 FARMLAND	Taxable Total:	32,660
			100% Alberta School Foundation Fund		
2149000	SE-7-25-20-4	160.00 Acres		C Corporation	
	F LAND		T 1 FARMLAND	Taxable Total:	29,730
			100% Alberta School Foundation Fund		
2150000	SW-7-25-20-4	160.00 Acres		C Corporation	
	F LAND		T 1 FARMLAND	Taxable Total:	33,050
			100% Alberta School Foundation Fund		
2151000	NE-8-25-20-4	124.00 Acres		SOUTHWEST OF LAKE I Individual	
	F LAND		T 1 FARMLAND	Taxable Total:	28,020



2019 Assessment Roll (Valuation Date 1-July, 2019) 2020 Taxation Year, Wheatland County

Assessment Year: 2019
Tax Year: 2020

Roll	Legal Address						Total
			100% Alberta School Foundation Fund				
2151010	NE-8-25-20-4	36.00 Acres				N.E. CORNER OF LSD 16 P Provincial	
	NR LAND		E 154	OTHER PROV. IMP EXEMPT		Exempt Total:	38,400
			100% Alberta School Foundation Fund				
2152000	NW-8-25-20-4	160.00 Acres				I Individual	
	F LAND		T 1	FARMLAND		Taxable Total:	30,520
			100% Alberta School Foundation Fund				
2153000	SE-8-25-20-4	160.00 Acres				I Individual	
	F LAND		T 1	FARMLAND		Taxable Total:	35,230
			100% Alberta School Foundation Fund				
2154000	SW-8-25-20-4	160.00 Acres				I Individual	
	F LAND		T 1	FARMLAND		Taxable Total:	29,780
			100% Alberta School Foundation Fund				
2155000	NE-9-25-20-4	160.00 Acres				I Individual	
	251052 RGE RD 203						
	F LAND & IMPROVEMENTS		T 1	FARMLAND			28,610
	R		T 103	RESIDENTIAL LAND & IMPROVEMENTS			172,660
						Taxable Total:	201,270
	R		E 901	RURAL RESIDENCE EXEMPTION (RAP)			61,540
	R		E 903	FARM BUILDING EXEMPT			64,400
			100% Alberta School Foundation Fund				
						Exempt Total:	125,940
						Totals:	327,210
2156000	NW-9-25-20-4	160.00 Acres				I Individual	
	F LAND		T 1	FARMLAND		Taxable Total:	15,850
			100% Alberta School Foundation Fund				
2157000	SE-9-25-20-4	160.00 Acres				I Individual	
	251006 RGE RD 203						
	F LAND & IMPROVEMENTS		T 1	FARMLAND			24,930
	R		T 103	RESIDENTIAL LAND & IMPROVEMENTS			176,960
						Taxable Total:	201,890
	R		E 901	RURAL RESIDENCE EXEMPTION (RAP)			61,540
						Totals:	263,430



2019 Assessment Roll (Valuation Date 1-July, 2019) 2020 Taxation Year, Wheatland County

Assessment Year: 2019
Tax Year: 2020

Roll	Legal Address	100% Alberta School Foundation Fund	Total
2158000	SW-9-25-20-4 160.00 Acres	I Individual	
	F LAND T 1 FARMLAND 100% Alberta School Foundation Fund	Taxable Total:	37,150
2159000	NE-10-25-20-4 144.83 Acres	I Individual	
	F LAND T 1 FARMLAND 100% Alberta School Foundation Fund	Taxable Total:	29,140
2159010	4946BM OT NE-10-25-20-4 12.41 Acres	N.E. CORNER P Provincial	
	NR LAND E 154 OTHER PROV. IMP EXEMPT 100% Alberta School Foundation Fund	Exempt Total:	13,240
2160000	NW-10-25-20-4 160.00 Acres	I Individual	
	F LAND T 1 FARMLAND 100% Alberta School Foundation Fund	Taxable Total:	32,730
2161000	SE-10-25-20-4 160.00 Acres	I Individual	
	F LAND T 1 FARMLAND 100% Alberta School Foundation Fund	Taxable Total:	39,330
2162000	SW-10-25-20-4 160.00 Acres	I Individual	
	F LAND T 1 FARMLAND 100% Alberta School Foundation Fund	Taxable Total:	36,870
2163000	NE-11-25-20-4 160.00 Acres	I Individual	
	F LAND T 1 FARMLAND 100% Alberta School Foundation Fund	Taxable Total:	30,650
2164000	NW-11-25-20-4 159.21 Acres	I Individual	
	F LAND T 1 FARMLAND 100% Alberta School Foundation Fund	Taxable Total:	25,520
2165000	SE-11-25-20-4 160.00 Acres	I Individual	
	F LAND T 1 FARMLAND	Taxable Total:	34,470



2019 Assessment Roll (Valuation Date 1-July, 2019) 2020 Taxation Year, Wheatland County

Assessment Year: 2019
Tax Year: 2020

Roll	Legal Address						Total
			100% Alberta School Foundation Fund				
2166000	SW-11-25-20-4	160.00 Acres				I Individual	
	F	LAND	T	1	FARMLAND	Taxable Total:	31,500
			100% Alberta School Foundation Fund				
2167000	NE-12-25-20-4	160.00 Acres				I Individual	
	F	LAND	T	1	FARMLAND	Taxable Total:	11,580
			100% Alberta School Foundation Fund				
2168000	NW-12-25-20-4	160.00 Acres				I Individual	
	F	LAND	T	1	FARMLAND	Taxable Total:	29,510
			100% Alberta School Foundation Fund				
2169000	SE-12-25-20-4	160.00 Acres				I Individual	
	F	LAND	T	1	FARMLAND	Taxable Total:	11,580
			100% Alberta School Foundation Fund				
2170000	SW-12-25-20-4	160.00 Acres				I Individual	
	F	LAND	T	1	FARMLAND	Taxable Total:	35,370
			100% Alberta School Foundation Fund				
2171000	NE-13-25-20-4	160.00 Acres				I Individual	
	F	LAND	T	1	FARMLAND	Taxable Total:	28,100
			100% Alberta School Foundation Fund				
2172000	NW-13-25-20-4	160.00 Acres				I Individual	
	F	LAND	T	1	FARMLAND	Taxable Total:	17,370
			100% Alberta School Foundation Fund				
2173000	SE-13-25-20-4	160.00 Acres				I Individual	
	F	LAND	T	1	FARMLAND	Taxable Total:	11,970
			100% Alberta School Foundation Fund				
2174000	SW-13-25-20-4	159.70 Acres				I Individual	



2019 Assessment Roll (Valuation Date 1-July, 2019) 2020 Taxation Year, Wheatland County

Assessment Year: 2019
Tax Year: 2020

Roll	Legal Address					Total
	F	LAND	T	1	FARMLAND	
					100% Alberta School Foundation Fund	Taxable Total: 11,680
2175000	NE-14-25-20-4	160.00 Acres				I Individual
	F	LAND	T	1	FARMLAND	
					100% Alberta School Foundation Fund	Taxable Total: 20,790
2176000	NW-14-25-20-4	156.00 Acres				I Individual
	F	LAND	T	1	FARMLAND	
					100% Alberta School Foundation Fund	Taxable Total: 25,450
2177000	SE-14-25-20-4	159.57 Acres				I Individual
	F	LAND	T	1	FARMLAND	
					100% Alberta School Foundation Fund	Taxable Total: 29,180
2178000	SW-14-25-20-4	144.00 Acres				SE.OF DEADHORSE LAKE I Individual
	F	LAND	T	1	FARMLAND	
					100% Alberta School Foundation Fund	Taxable Total: 26,150
2179000	NE-15-25-20-4	143.73 Acres				I Individual
		252044 RGE RD 202				
	F	LAND & IMPROVEMENTS	T	1	FARMLAND	20,550
	R		T	103	RESIDENTIAL LAND & IMPROVEMENTS	150,460
						Taxable Total: 171,010
	R		E	901	RURAL RESIDENCE EXEMPTION (RAP)	61,540
					100% Alberta School Foundation Fund	Totals: 232,550
2180000	NW-15-25-20-4	160.00 Acres				I Individual
	F	LAND	T	1	FARMLAND	
					100% Alberta School Foundation Fund	Taxable Total: 26,180
2181000	SE-15-25-20-4	146.69 Acres				I Individual
		252044A RGE RD 202				
	F	LAND & IMPROVEMENTS	T	1	FARMLAND	21,850
	R		T	103	RESIDENTIAL LAND & IMPROVEMENTS	135,330
						Taxable Total: 157,180
	R		E	901	RURAL RESIDENCE EXEMPTION (RAP)	30,770
						Totals: 187,950



2019 Assessment Roll (Valuation Date 1-July, 2019) 2020 Taxation Year, Wheatland County

Assessment Year: 2019
Tax Year: 2020

Roll	Legal Address	100% Alberta School Foundation Fund	Total
2182000	SW-15-25-20-4 160.00 Acres	I Individual	
	F LAND	T 1 FARMLAND	
		100% Alberta School Foundation Fund	Taxable Total: 24,820
2183000	NE-16-25-20-4 160.00 Acres	I Individual	
	F LAND	T 1 FARMLAND	
		100% Alberta School Foundation Fund	Taxable Total: 15,900
2184000	NW-16-25-20-4 160.00 Acres	I Individual	
	F LAND	T 1 FARMLAND	
		100% Alberta School Foundation Fund	Taxable Total: 31,870
2185000	SE-16-25-20-4 160.00 Acres	I Individual	
	F LAND	T 1 FARMLAND	
		100% Alberta School Foundation Fund	Taxable Total: 11,580
2186000	SW-16-25-20-4 160.00 Acres	I Individual	
	F LAND	T 1 FARMLAND	
		100% Alberta School Foundation Fund	Taxable Total: 23,300
2187000	NE-17-25-20-4 160.00 Acres	I Individual	
	F LAND	T 1 FARMLAND	
		100% Alberta School Foundation Fund	Taxable Total: 27,080
2188000	NW-17-25-20-4 160.00 Acres	I Individual	
	F LAND	T 1 FARMLAND	
		100% Alberta School Foundation Fund	Taxable Total: 30,700
2189000	SE-17-25-20-4 160.00 Acres	I Individual	
	F LAND	T 1 FARMLAND	
		100% Alberta School Foundation Fund	Taxable Total: 27,600
2190000	SW-17-25-20-4 160.00 Acres	I Individual	
	F LAND	T 1 FARMLAND	
			Taxable Total: 34,760



2019 Assessment Roll (Valuation Date 1-July, 2019) 2020 Taxation Year, Wheatland County

Assessment Year: 2019
Tax Year: 2020

Roll	Legal Address						Total
	100% Alberta School Foundation Fund						
2191000	NE-18-25-20-4	160.00 Acres				C Corporation	
	F	LAND	T	1	FARMLAND	Taxable Total:	36,240
	100% Alberta School Foundation Fund						
2192000	NW-18-25-20-4	160.00 Acres				C Corporation	
	F	LAND	T	1	FARMLAND	Taxable Total:	30,810
	100% Alberta School Foundation Fund						
2193000	SE-18-25-20-4	160.00 Acres				C Corporation	
	F	LAND	T	1	FARMLAND	Taxable Total:	35,760
	100% Alberta School Foundation Fund						
2194000	SW-18-25-20-4	160.00 Acres				C Corporation	
	F	LAND	T	1	FARMLAND	Taxable Total:	32,220
	100% Alberta School Foundation Fund						
2195000	NE-19-25-20-4	160.00 Acres				C Corporation	
	F	LAND	T	1	FARMLAND	Taxable Total:	30,640
	100% Alberta School Foundation Fund						
2196000	NW-19-25-20-4	160.00 Acres				C Corporation	
	F	LAND	T	1	FARMLAND	Taxable Total:	29,010
	100% Alberta School Foundation Fund						
2197000	SE-19-25-20-4	160.00 Acres				C Corporation	
	F	LAND	T	1	FARMLAND	Taxable Total:	22,610
	100% Alberta School Foundation Fund						
2198000	SW-19-25-20-4	160.00 Acres				C Corporation	
	F	LAND	T	1	FARMLAND	Taxable Total:	32,190
	100% Alberta School Foundation Fund						
2199000	NE-20-25-20-4	160.00 Acres				I Individual	



2019 Assessment Roll (Valuation Date 1-July, 2019) 2020 Taxation Year, Wheatland County

Assessment Year: 2019
Tax Year: 2020

Roll	Legal Address					Total
	F	LAND	T	1	FARMLAND	
					100% Alberta School Foundation Fund	Taxable Total: 21,620
2200000	NW-20-25-20-4	160.00 Acres				
	253049 RGE RD 205					I Individual
	F	LAND & IMPROVEMENTS	T	1	FARMLAND	16,360
	R		T	103	RESIDENTIAL LAND & IMPROVEMENTS	97,000
						Taxable Total: 113,360
	R		E	901	RURAL RESIDENCE EXEMPTION (RAP)	15,500
	R		E	903	FARM BUILDING EXEMPT	139,500
					100% Alberta School Foundation Fund	Exempt Total: 155,000
						Totals: 268,360
2201000	SE-20-25-20-4	160.00 Acres				I Individual
	F	LAND	T	1	FARMLAND	
					100% Alberta School Foundation Fund	Taxable Total: 29,150
2202000	SW-20-25-20-4	160.00 Acres				I Individual
	F	LAND	T	1	FARMLAND	
					100% Alberta School Foundation Fund	Taxable Total: 30,340
2203000	NE-21-25-20-4	160.00 Acres				I Individual
	F	LAND	T	1	FARMLAND	
					100% Alberta School Foundation Fund	Taxable Total: 25,680
2204000	NW-21-25-20-4	160.00 Acres				I Individual
	F	LAND	T	1	FARMLAND	
					100% Alberta School Foundation Fund	Taxable Total: 26,520
2205000	SE-21-25-20-4	160.00 Acres				I Individual
	F	LAND	T	1	FARMLAND	
					100% Alberta School Foundation Fund	Taxable Total: 20,150
2206000	SW-21-25-20-4	160.00 Acres				I Individual
	F	LAND	T	1	FARMLAND	
					100% Alberta School Foundation Fund	Taxable Total: 23,100



2019 Assessment Roll (Valuation Date 1-July, 2019) 2020 Taxation Year, Wheatland County

Assessment Year: 2019
Tax Year: 2020

Roll	Legal Address					Total
2207000	NE-22-25-20-4	120.11 Acres	LSD 9,10 & 15 I Individual			
	F LAND		T 1 FARMLAND	Taxable Total:		21,640
	100% Alberta School Foundation Fund					
2209000	NW-22-25-20-4	160.00 Acres	I Individual			
	F LAND		T 1 FARMLAND	Taxable Total:		32,590
	100% Alberta School Foundation Fund					
2210000	SE-22-25-20-4	160.00 Acres	I Individual			
	F LAND		T 1 FARMLAND	Taxable Total:		26,650
	100% Alberta School Foundation Fund					
2211000	SW-22-25-20-4	160.00 Acres	I Individual			
	F LAND		T 1 FARMLAND	Taxable Total:		28,890
	100% Alberta School Foundation Fund					
2212000	NE-23-25-20-4	157.99 Acres	C Corporation			
	F LAND		T 1 FARMLAND	Taxable Total:		32,210
	100% Alberta School Foundation Fund					
2212010	9812270 3 NE-23-25-20-4	2.01 Acres	NORTHEAST CORNER			
	253082 RGE RD 201		I Individual			
	R LAND & IMPROVEMENTS		T 103 RESIDENTIAL LAND & IMPROVEMENTS	Taxable Total:		249,900
	100% Alberta School Foundation Fund					
2213000	NW-23-25-20-4	160.00 Acres	C Corporation			
	F LAND		T 1 FARMLAND	Taxable Total:		28,990
	100% Alberta School Foundation Fund					
2214000	SE-23-25-20-4	160.00 Acres	I Individual			
	F LAND		T 1 FARMLAND	Taxable Total:		10,920
	100% Alberta School Foundation Fund					
2215000	SW-23-25-20-4	160.00 Acres	I Individual			
	F LAND		T 1 FARMLAND	Taxable Total:		11,640



2019 Assessment Roll (Valuation Date 1-July, 2019) 2020 Taxation Year, Wheatland County

Assessment Year: 2019
Tax Year: 2020

Roll	Legal Address					Total
	100% Alberta School Foundation Fund					
2216000	NE-24-25-20-4	160.00 Acres				
					C Corporation	
	F	LAND	T	1	FARMLAND	Taxable Total: 28,760
	100% Alberta School Foundation Fund					
2217000	NW-24-25-20-4	150.06 Acres				
					C Corporation	
	F	LAND	T	1	FARMLAND	Taxable Total: 33,330
	100% Alberta School Foundation Fund					
2217010	9812270 2	NW-24-25-20-4	9.94 Acres			
					NORTHWEST CORNER	
					I Individual	
	F	LAND & IMPROVEMENTS	T	1	FARMLAND	1,830
	R		E	903	FARM BUILDING EXEMPT	38,670
	100% Alberta School Foundation Fund					Totals: 40,500
2218000	SE-24-25-20-4	160.00 Acres				
					I Individual	
	F	LAND	T	1	FARMLAND	Taxable Total: 30,350
	100% Alberta School Foundation Fund					
2219000	SW-24-25-20-4	160.00 Acres				
					I Individual	
	F	LAND	T	1	FARMLAND	Taxable Total: 28,710
	100% Alberta School Foundation Fund					
2220000	NE-25-25-20-4	157.00 Acres				
					C Corporation	
	F	LAND	T	1	FARMLAND	Taxable Total: 22,390
	100% Alberta School Foundation Fund					
2221000	NW-25-25-20-4	157.87 Acres				
					C Corporation	
	F	LAND	T	1	FARMLAND	Taxable Total: 26,880
	100% Alberta School Foundation Fund					
2222000	SE-25-25-20-4	160.00 Acres				
					C Corporation	
	F	LAND	T	1	FARMLAND	Taxable Total: 32,630
	100% Alberta School Foundation Fund					



2019 Assessment Roll (Valuation Date 1-July, 2019) 2020 Taxation Year, Wheatland County

Assessment Year: 2019
Tax Year: 2020

Roll	Legal Address	Total
2223000	SW-25-25-20-4 151.71 Acres	
	C Corporation	
	F LAND T 1 FARMLAND 100% Alberta School Foundation Fund	Taxable Total: 34,780
2223010	9812270 1 SW-25-25-20-4 7.95 Acres 254001 RGE RD 201	SOUTHWEST CORNER I Individual
	F LAND & IMPROVEMENTS T 1 FARMLAND	820
	R T 103 RESIDENTIAL LAND & IMPROVEMENTS	339,250
		Taxable Total: 340,070
	R E 901 RURAL RESIDENCE EXEMPTION (RAP)	2,650
	R E 903 FARM BUILDING EXEMPT	4,160
	100% Alberta School Foundation Fund	Exempt Total: 6,810
		Totals: 346,880
2224000	NE-26-25-20-4 158.93 Acres	
	C Corporation	
	F LAND T 1 FARMLAND 100% Alberta School Foundation Fund	Taxable Total: 34,010
2225000	NW-26-25-20-4 160.00 Acres	
	C Corporation	
	F LAND T 1 FARMLAND 100% Alberta School Foundation Fund	Taxable Total: 28,530
2226000	SE-26-25-20-4 160.00 Acres	
	C Corporation	
	F LAND T 1 FARMLAND 100% Alberta School Foundation Fund	Taxable Total: 32,880
2227000	SW-26-25-20-4 160.00 Acres	
	C Corporation	
	F LAND T 1 FARMLAND 100% Alberta School Foundation Fund	Taxable Total: 26,740
2228000	NE-27-25-20-4 160.00 Acres 254076 RGE RD 202	I Individual
	F LAND & IMPROVEMENTS T 1 FARMLAND	29,860
	R T 103 RESIDENTIAL LAND & IMPROVEMENTS	576,560
		Taxable Total: 606,420
	R E 901 RURAL RESIDENCE EXEMPTION (RAP)	61,540
	R E 903 FARM BUILDING EXEMPT	31,700
		Exempt Total: 93,240



2019 Assessment Roll (Valuation Date 1-July, 2019) 2020 Taxation Year, Wheatland County

Assessment Year: 2019
Tax Year: 2020

Roll	Legal Address		100% Alberta School Foundation Fund				Total
					Totals:		699,660
2229000	NW-27-25-20-4	160.00 Acres			I Individual		
	F LAND		T 1	FARMLAND	Taxable Total:		25,850
				100% Alberta School Foundation Fund			
2230000	SE-27-25-20-4	160.00 Acres			I Individual		
	254036 RGE RD 202						
	F LAND & IMPROVEMENTS		T 1	FARMLAND			27,790
	R		T 103	RESIDENTIAL LAND & IMPROVEMENTS			153,060
					Taxable Total:		180,850
	R		E 901	RURAL RESIDENCE EXEMPTION (RAP)			61,540
				100% Alberta School Foundation Fund	Totals:		242,390
2231000	SW-27-25-20-4	160.00 Acres			I Individual		
	F LAND		T 1	FARMLAND	Taxable Total:		29,690
				100% Alberta School Foundation Fund			
2232000	NE-28-25-20-4	160.00 Acres			I Individual		
	F LAND		T 1	FARMLAND	Taxable Total:		23,790
				100% Alberta School Foundation Fund			
2233000	NW-28-25-20-4	160.00 Acres			I Individual		
	F LAND		T 1	FARMLAND	Taxable Total:		27,440
				100% Alberta School Foundation Fund			
2234000	SE-28-25-20-4	160.00 Acres			I Individual		
	202078A TWP RD 254						
	F LAND & IMPROVEMENTS		T 1	FARMLAND			23,940
	R		T 103	RESIDENTIAL LAND & IMPROVEMENTS			197,090
					Taxable Total:		221,030
	R		E 901	RURAL RESIDENCE EXEMPTION (RAP)			103,110
				100% Alberta School Foundation Fund	Totals:		324,140
2235000	SW-28-25-20-4	160.00 Acres			I Individual		
	F LAND		T 1	FARMLAND	Taxable Total:		24,160
				100% Alberta School Foundation Fund			



2019 Assessment Roll (Valuation Date 1-July, 2019) 2020 Taxation Year, Wheatland County

Assessment Year: 2019
Tax Year: 2020

Roll	Legal Address				Total
2236000	NE-29-25-20-4	160.00 Acres		C Corporation	
	F LAND		T 1 FARMLAND	Taxable Total:	30,790
			100% Alberta School Foundation Fund		
2237000	NW-29-25-20-4	160.00 Acres		C Corporation	
	F LAND		T 1 FARMLAND	Taxable Total:	31,790
			100% Alberta School Foundation Fund		
2238000	SE-29-25-20-4	160.00 Acres		C Corporation	
	F LAND		T 1 FARMLAND	Taxable Total:	21,460
			100% Alberta School Foundation Fund		
2239000	SW-29-25-20-4	160.00 Acres		C Corporation	
	F LAND		T 1 FARMLAND	Taxable Total:	25,140
			100% Alberta School Foundation Fund		
2240000	NE-30-25-20-4	155.94 Acres		C Corporation	
	F LAND		T 1 FARMLAND	Taxable Total:	31,010
			100% Alberta School Foundation Fund		
2241000	NW-30-25-20-4	155.95 Acres		C Corporation	
	F LAND		T 1 FARMLAND	Taxable Total:	34,660
			100% Alberta School Foundation Fund		
2242000	SE-30-25-20-4	160.00 Acres		C Corporation	
	F LAND		T 1 FARMLAND	Taxable Total:	28,320
			100% Alberta School Foundation Fund		
2243000	SW-30-25-20-4	160.00 Acres		C Corporation	
	F LAND		T 1 FARMLAND	Taxable Total:	30,930
			100% Alberta School Foundation Fund		
2244000	NE-31-25-20-4	158.00 Acres		I Individual	
	255064 RGE RD 205				
	F LAND & IMPROVEMENTS		T 1 FARMLAND		18,410



2019 Assessment Roll (Valuation Date 1-July, 2019) 2020 Taxation Year, Wheatland County

Assessment Year: 2019
Tax Year: 2020

Roll	Legal Address					Total
	R		T	103	RESIDENTIAL LAND & IMPROVEMENTS	373,530
					Taxable Total:	391,940
	R		E	901	RURAL RESIDENCE EXEMPTION (RAP)	30,770
				100%	Alberta School Foundation Fund	Totals: 422,710
2245000	NW-31-25-20-4	156.85 Acres				
					C Corporation	
	F	LAND	T	1	FARMLAND	Taxable Total: 30,050
				100%	Alberta School Foundation Fund	
2246000	SE-31-25-20-4	160.00 Acres				
					I Individual	
	F	LAND	T	1	FARMLAND	Taxable Total: 27,510
				100%	Alberta School Foundation Fund	
2247000	SW-31-25-20-4	160.00 Acres				
					I Individual	
	F	LAND	T	1	FARMLAND	Taxable Total: 21,610
				100%	Alberta School Foundation Fund	
2248000	NE-32-25-20-4	158.00 Acres				
					C Corporation	
	F	LAND	T	1	FARMLAND	Taxable Total: 31,340
				100%	Alberta School Foundation Fund	
2249000	NW-32-25-20-4	156.33 Acres				
					C Corporation	
	F	LAND	T	1	FARMLAND	Taxable Total: 32,070
				100%	Alberta School Foundation Fund	
2250000	SE-32-25-20-4	160.00 Acres				
					C Corporation	
	F	LAND	T	1	FARMLAND	Taxable Total: 32,570
				100%	Alberta School Foundation Fund	
2251000	SW-32-25-20-4	160.00 Acres				
					C Corporation	
	F	LAND	T	1	FARMLAND	Taxable Total: 29,550
				100%	Alberta School Foundation Fund	
2252000	NE-33-25-20-4	157.29 Acres				
					I Individual	
	F	LAND	T	1	FARMLAND	Taxable Total: 24,450



2019 Assessment Roll (Valuation Date 1-July, 2019) 2020 Taxation Year, Wheatland County

Assessment Year: 2019
Tax Year: 2020

Roll	Legal Address						Total
			100% Alberta School Foundation Fund				
2253000	NW-33-25-20-4	158.00 Acres				I Individual	
	F LAND		T 1	FARMLAND		Taxable Total:	28,850
			100% Alberta School Foundation Fund				
2254000	SE-33-25-20-4	160.00 Acres				I Individual	
	F LAND		T 1	FARMLAND		Taxable Total:	25,840
			100% Alberta School Foundation Fund				
2255000	SW-33-25-20-4	160.00 Acres				I Individual	
	F LAND		T 1	FARMLAND		Taxable Total:	27,010
			100% Alberta School Foundation Fund				
2256000	NE-34-25-20-4	157.87 Acres				County Lease-Taubert Stock Pile I Individual	
	F LAND NR		T 1 E 152	FARMLAND MUNI GRAVEL OPERATION- EXEMPT			24,440 50,360
			100% Alberta School Foundation Fund				Totals: 74,800
2257000	NW-34-25-20-4	157.18 Acres				I Individual	
	F LAND		T 1	FARMLAND		Taxable Total:	20,950
			100% Alberta School Foundation Fund				
2258000	SE-34-25-20-4	160.00 Acres				I Individual	
	F LAND		T 1	FARMLAND		Taxable Total:	28,010
			100% Alberta School Foundation Fund				
2259000	SW-34-25-20-4	160.00 Acres				I Individual	
	F LAND		T 1	FARMLAND		Taxable Total:	11,210
			100% Alberta School Foundation Fund				
2260000	NE-35-25-20-4 201019 HWY 564	155.15 Acres				I Individual	
	F LAND & IMPROVEMENTS		T 1	FARMLAND			25,520
	R		T 103	RESIDENTIAL LAND & IMPROVEMENTS			216,060
			Taxable Total:				241,580
	R		E 901	RURAL RESIDENCE EXEMPTION (RAP)			61,540



2019 Assessment Roll (Valuation Date 1-July, 2019) 2020 Taxation Year, Wheatland County

Assessment Year: 2019
Tax Year: 2020

Roll	Legal Address						Total
			100% Alberta School Foundation Fund				303,120
2261000	NE-35-25-20-4	2.73 Acres	Totals:				
			NORTHEAST CORNER M Municipal				
	NR	LAND	E	155	WHEATLAND COUNTY EXEMPT	Exempt Total:	45,100
			100% Alberta School Foundation Fund				
2262000	NW-35-25-20-4	157.74 Acres					
			I Individual				
	F	LAND	T	1	FARMLAND	Taxable Total:	24,440
			100% Alberta School Foundation Fund				
2263000	SE-35-25-20-4	160.00 Acres					
			I Individual				
	F	LAND	T	1	FARMLAND	Taxable Total:	29,110
			100% Alberta School Foundation Fund				
2264000	SW-35-25-20-4	160.00 Acres					
			I Individual				
	F	LAND	T	1	FARMLAND	Taxable Total:	32,740
			100% Alberta School Foundation Fund				
2265000	NE-36-25-20-4	158.01 Acres					
			I Individual				
	F	LAND	T	1	FARMLAND	Taxable Total:	31,490
			100% Alberta School Foundation Fund				
2266000	NW-36-25-20-4	157.89 Acres					
			C Corporation				
	F	LAND	T	1	FARMLAND	Taxable Total:	24,480
			100% Alberta School Foundation Fund				
2267000	SE-36-25-20-4	160.00 Acres					
			C Corporation				
	F	LAND	T	1	FARMLAND	Taxable Total:	24,240
			100% Alberta School Foundation Fund				
2268000	SW-36-25-20-4	157.87 Acres					
			C Corporation				
	F	LAND	T	1	FARMLAND	Taxable Total:	30,030
			100% Alberta School Foundation Fund				
2269000	NE-1-26-20-4	160.00 Acres					
	260056A RGE RD 200		I Individual				



2019 Assessment Roll (Valuation Date 1-July, 2019) 2020 Taxation Year, Wheatland County

Assessment Year: 2019
Tax Year: 2020

Roll	Legal Address					Total
	F	LAND & IMPROVEMENTS	T	1	FARMLAND	29,870
	R		T	103	RESIDENTIAL LAND & IMPROVEMENTS	349,360
					Taxable Total:	379,230
	R		E	901	RURAL RESIDENCE EXEMPTION (RAP)	83,040
				100%	Alberta School Foundation Fund	Totals: 462,270
2270000	NW-1-26-20-4	157.72 Acres				
					I Individual	
	F	LAND	T	1	FARMLAND	Taxable Total: 27,540
				100%	Alberta School Foundation Fund	
2271000	SE-1-26-20-4	158.01 Acres				
					C Corporation	
	F	LAND	T	1	FARMLAND	Taxable Total: 32,340
				100%	Alberta School Foundation Fund	
2272000	SW-1-26-20-4	157.43 Acres				
					C Corporation	
	F	LAND	T	1	FARMLAND	Taxable Total: 27,690
				100%	Alberta School Foundation Fund	
2273000	NE-2-26-20-4	160.00 Acres				
					I Individual	
	F	LAND	T	1	FARMLAND	Taxable Total: 27,860
				100%	Alberta School Foundation Fund	
2274000	NW-2-26-20-4	160.00 Acres				
					I Individual	
	F	LAND	T	1	FARMLAND	Taxable Total: 28,600
				100%	Alberta School Foundation Fund	
2275000	SE-2-26-20-4	156.00 Acres				
		201026 HWY 564			I Individual	
	F	LAND & IMPROVEMENTS	T	1	FARMLAND	13,520
	R		T	103	RESIDENTIAL LAND & IMPROVEMENTS	104,310
					Taxable Total:	117,830
	R		E	901	RURAL RESIDENCE EXEMPTION (RAP)	57,690
				100%	Alberta School Foundation Fund	Totals: 175,520
2276000	4723BM OT	SE-2-26-20-4 1.28 Acres				
					OLD RD ALLOWANCE-SE. CORNER	
					M Municipal	
	NR	LAND	E	155	WHEATLAND COUNTY EXEMPT	Exempt Total: 3,490
				100%	Alberta School Foundation Fund	



2019 Assessment Roll (Valuation Date 1-July, 2019) 2020 Taxation Year, Wheatland County

Assessment Year: 2019
Tax Year: 2020

Roll	Legal Address				Total
2277000	SW-2-26-20-4	158.01 Acres		I Individual	
	F LAND		T 1 FARMLAND	Taxable Total:	32,440
			100% Alberta School Foundation Fund		
2278000	NE-3-26-20-4	160.00 Acres		I Individual	
	F LAND		T 1 FARMLAND	Taxable Total:	31,580
			100% Alberta School Foundation Fund		
2279000	NW-3-26-20-4	160.00 Acres		I Individual	
	F LAND		T 1 FARMLAND	Taxable Total:	29,430
			100% Alberta School Foundation Fund		
2280000	SE-3-26-20-4	158.14 Acres		I Individual	
	F LAND		T 1 FARMLAND	Taxable Total:	33,960
			100% Alberta School Foundation Fund		
2281000	SW-3-26-20-4	158.77 Acres		I Individual	
	202052 HWY 564				
	F LAND & IMPROVEMENTS		T 1 FARMLAND		11,260
	R		T 103 RESIDENTIAL LAND & IMPROVEMENTS		125,000
			100% Alberta School Foundation Fund	Taxable Total:	136,260
2282000	NE-4-26-20-4	160.00 Acres		C Corporation	
	F LAND		T 1 FARMLAND	Taxable Total:	29,660
			100% Alberta School Foundation Fund		
2283000	NW-4-26-20-4	160.00 Acres		C Corporation	
	F LAND		T 1 FARMLAND	Taxable Total:	31,790
			100% Alberta School Foundation Fund		
2284000	SE-4-26-20-4	158.37 Acres		I Individual	
	F LAND		T 1 FARMLAND	Taxable Total:	30,360
			100% Alberta School Foundation Fund		
2285000	SW-4-26-20-4	158.00 Acres		I Individual	



2019 Assessment Roll (Valuation Date 1-July, 2019) 2020 Taxation Year, Wheatland County

Assessment Year: 2019
Tax Year: 2020

Roll	Legal Address					Total
	F	LAND	T	1	FARMLAND	Taxable Total: 30,100
2286000	NE-5-26-20-4	160.00 Acres			100% Alberta School Foundation Fund	
					I Individual	
	F	LAND	T	1	FARMLAND	Taxable Total: 32,040
2287000	NW-5-26-20-4	160.00 Acres			100% Alberta School Foundation Fund	
					I Individual	
	F	LAND	T	1	FARMLAND	Taxable Total: 25,840
2288000	SE-5-26-20-4	152.75 Acres			100% Alberta School Foundation Fund	
					I Individual	
	F	LAND & IMPROVEMENTS	T	1	FARMLAND	24,540
	R		E	903	FARM BUILDING EXEMPT	34,500
					100% Alberta School Foundation Fund	Totals: 59,040
2288010	9011128 1 SE-5-26-20-4	5.10 Acres			NORTH CENTRAL PORTION	
	204022 HWY 564				I Individual	
	F	LAND & IMPROVEMENTS	T	1	FARMLAND	160
	R		T	103	RESIDENTIAL LAND & IMPROVEMENTS	327,410
					Taxable Total:	327,570
	R		E	901	RURAL RESIDENCE EXEMPTION (RAP)	61,540
	R		E	903	FARM BUILDING EXEMPT	13,150
					100% Alberta School Foundation Fund	Exempt Total: 74,690
					Totals:	402,260
2289000	SW-5-26-20-4	157.43 Acres				
					I Individual	
	F	LAND	T	1	FARMLAND	Taxable Total: 29,670
					100% Alberta School Foundation Fund	
2290000	NE-6-26-20-4	160.00 Acres				
					I Individual	
	F	LAND	T	1	FARMLAND	Taxable Total: 26,560
					100% Alberta School Foundation Fund	
2291000	NW-6-26-20-4	160.00 Acres				
					I Individual	
	F	LAND	T	1	FARMLAND	Taxable Total: 22,430
					100% Alberta School Foundation Fund	



2019 Assessment Roll (Valuation Date 1-July, 2019) 2020 Taxation Year, Wheatland County

Assessment Year: 2019
Tax Year: 2020

Roll	Legal Address	Total
2292000	SE-6-26-20-4 156.50 Acres	
	I Individual	
	F LAND T 1 FARMLAND Taxable Total: 20,940	
	100% Alberta School Foundation Fund	
2293000	SW-6-26-20-4 158.00 Acres	
	I Individual	
	F LAND T 1 FARMLAND Taxable Total: 25,510	
	100% Alberta School Foundation Fund	
2294000	NE-7-26-20-4 159.00 Acres	
	C Corporation	
	F LAND T 1 FARMLAND Taxable Total: 24,810	
	100% Alberta School Foundation Fund	
2295000	NW-7-26-20-4 159.00 Acres	
	C Corporation	
	F LAND T 1 FARMLAND Taxable Total: 31,800	
	100% Alberta School Foundation Fund	
2296000	SE-7-26-20-4 160.00 Acres	
	I Individual	
	F LAND T 1 FARMLAND Taxable Total: 30,340	
	100% Alberta School Foundation Fund	
2297000	SW-7-26-20-4 160.00 Acres	
	Sand Pit	
	I Individual	
	F LAND T 1 FARMLAND 21,050	
	NR T 105 NON-RESEIDENTIAL LAND & IMPROVEMENTS 48,000	
	100% Alberta School Foundation Fund Taxable Total: 69,050	
2298000	NE-8-26-20-4 160.00 Acres	
	C Corporation	
	F LAND T 1 FARMLAND Taxable Total: 33,170	
	100% Alberta School Foundation Fund	
2299000	NW-8-26-20-4 125.17 Acres	
	C Corporation	
	F LAND T 1 FARMLAND Taxable Total: 27,310	
	100% Alberta School Foundation Fund	
2299010	1712226 1 1 NW-8-26-20-4 34.83 Acres	
	204069 TWP RD 262	
	NW Corner	
	I Individual	



2019 Assessment Roll (Valuation Date 1-July, 2019) 2020 Taxation Year, Wheatland County

Assessment Year: 2019
Tax Year: 2020

Roll	Legal Address					Total
2300000	F	LAND & IMPROVEMENTS	T	1	FARMLAND	3,820
	R		T	103	RESIDENTIAL LAND & IMPROVEMENTS	143,240
	Taxable Total:					147,060
	R		E	901	RURAL RESIDENCE EXEMPTION (RAP)	61,540
	R		E	903	FARM BUILDING EXEMPT	1,920
100% Alberta School Foundation Fund					Exempt Total:	63,460
					Totals:	210,520
2300000	SE-8-26-20-4	160.00 Acres	C Corporation			
2301000	F	LAND	T	1	FARMLAND	33,760
	100% Alberta School Foundation Fund					
	Taxable Total:					
2301000	SW-8-26-20-4	160.00 Acres	C Corporation			
2302000	F	LAND	T	1	FARMLAND	29,170
	100% Alberta School Foundation Fund					
	Taxable Total:					
2302000	NE-9-26-20-4	160.00 Acres	C Corporation			
2303000	F	LAND	T	1	FARMLAND	30,910
	100% Alberta School Foundation Fund					
	Taxable Total:					
2303000	NW-9-26-20-4	160.00 Acres	C Corporation			
2304000	F	LAND	T	1	FARMLAND	23,930
	100% Alberta School Foundation Fund					
	Taxable Total:					
2304000	SE-9-26-20-4	160.00 Acres	C Corporation			
2305000	F	LAND	T	1	FARMLAND	33,310
	100% Alberta School Foundation Fund					
	Taxable Total:					
2305000	SW-9-26-20-4	160.00 Acres	C Corporation			
	261019 RGE RD 204					
	F	LAND & IMPROVEMENTS	T	1	FARMLAND	29,500
	R		T	103	RESIDENTIAL LAND & IMPROVEMENTS	108,520
	Taxable Total:					138,020
	R		E	901	RURAL RESIDENCE EXEMPTION (RAP)	53,100
	R		E	903	FARM BUILDING EXEMPT	6,830
100% Alberta School Foundation Fund					Exempt Total:	59,930
					Totals:	197,950



2019 Assessment Roll (Valuation Date 1-July, 2019) 2020 Taxation Year, Wheatland County

Assessment Year: 2019
Tax Year: 2020

Roll	Legal Address				Total
2306000	NE-10-26-20-4	160.00 Acres		I Individual	
	F LAND		T 1 FARMLAND	Taxable Total:	24,740
			100% Alberta School Foundation Fund		
2307000	NW-10-26-20-4	160.00 Acres		I Individual	
	F LAND		T 1 FARMLAND	Taxable Total:	21,350
			100% Alberta School Foundation Fund		
2308000	SE-10-26-20-4	160.00 Acres		I Individual	
	F LAND		T 1 FARMLAND	Taxable Total:	28,050
			100% Alberta School Foundation Fund		
2309000	SW-10-26-20-4	160.00 Acres		I Individual	
	F LAND		T 1 FARMLAND	Taxable Total:	29,880
			100% Alberta School Foundation Fund		
2310000	NE-11-26-20-4	158.00 Acres		C Corporation	
	F LAND		T 1 FARMLAND	Taxable Total:	25,160
			100% Alberta School Foundation Fund		
2311000	NE-11-26-20-4	2.00 Acres		NORTHEAST CORNER I Individual	
	F LAND		T 1 FARMLAND	Taxable Total:	160
			100% Alberta School Foundation Fund		
2312000	NW-11-26-20-4	160.00 Acres		I Individual	
	F LAND		T 1 FARMLAND	Taxable Total:	29,550
			100% Alberta School Foundation Fund		
2313000	SE-11-26-20-4	160.00 Acres		C Corporation	
	F LAND		T 1 FARMLAND	Taxable Total:	27,190
			100% Alberta School Foundation Fund		
2314000	SW-11-26-20-4	160.00 Acres		I Individual	
	F LAND		T 1 FARMLAND	Taxable Total:	27,180



2019 Assessment Roll (Valuation Date 1-July, 2019) 2020 Taxation Year, Wheatland County

Assessment Year: 2019
Tax Year: 2020

Roll	Legal Address						Total
			100% Alberta School Foundation Fund				
2315000	NE-12-26-20-4	160.00 Acres				I Individual	
	F LAND		T 1 FARMLAND			Taxable Total:	22,350
			100% Alberta School Foundation Fund				
2316000	NW-12-26-20-4	160.00 Acres				I Individual	
	F LAND		T 1 FARMLAND			Taxable Total:	15,250
			100% Alberta School Foundation Fund				
2318000	SE-12-26-20-4	160.00 Acres				I Individual	
	F LAND		T 1 FARMLAND			Taxable Total:	23,600
			100% Alberta School Foundation Fund				
2319000	SW-12-26-20-4	160.00 Acres				I Individual	
	F LAND		T 1 FARMLAND			Taxable Total:	23,650
			100% Alberta School Foundation Fund				
2320000	NE-13-26-20-4	160.00 Acres				C Corporation	
	F LAND		T 1 FARMLAND			Taxable Total:	29,510
			100% Alberta School Foundation Fund				
2321000	NW-13-26-20-4	160.00 Acres				C Corporation	
	F LAND		T 1 FARMLAND			Taxable Total:	26,700
			100% Alberta School Foundation Fund				
2322000	SE-13-26-20-4	160.00 Acres				C Corporation	
	F LAND		T 1 FARMLAND			Taxable Total:	24,460
			100% Alberta School Foundation Fund				
2323000	SW-13-26-20-4	160.00 Acres				C Corporation	
	F LAND		T 1 FARMLAND			Taxable Total:	30,580
			100% Alberta School Foundation Fund				
2324000	NE-14-26-20-4	160.00 Acres				C Corporation	



2019 Assessment Roll (Valuation Date 1-July, 2019) 2020 Taxation Year, Wheatland County

Assessment Year: 2019
Tax Year: 2020

Roll	Legal Address					Taxable Total:	Total
	F	LAND	T	1	FARMLAND		
					100% Alberta School Foundation Fund		30,500
2325000	NW-14-26-20-4	160.00 Acres				C Corporation	
	F	LAND	T	1	FARMLAND	Taxable Total:	28,640
					100% Alberta School Foundation Fund		
2326000	SE-14-26-20-4	160.00 Acres				C Corporation	
	F	LAND	T	1	FARMLAND	Taxable Total:	29,520
					100% Alberta School Foundation Fund		
2327000	SW-14-26-20-4	160.00 Acres				C Corporation	
	F	LAND	T	1	FARMLAND	Taxable Total:	26,570
					100% Alberta School Foundation Fund		
2328000	NE-15-26-20-4	160.00 Acres				C Corporation	
	F	LAND	T	1	FARMLAND	Taxable Total:	27,320
					100% Alberta School Foundation Fund		
2329000	NW-15-26-20-4	160.00 Acres				C Corporation	
	F	LAND	T	1	FARMLAND	Taxable Total:	31,960
					100% Alberta School Foundation Fund		
2330000	SE-15-26-20-4	160.00 Acres				C Corporation	
	F	LAND	T	1	FARMLAND	Taxable Total:	19,930
					100% Alberta School Foundation Fund		
2331000	SW-15-26-20-4	160.00 Acres				C Corporation	
	F	LAND	T	1	FARMLAND	Taxable Total:	25,040
					100% Alberta School Foundation Fund		
2332000	NE-16-26-20-4	160.00 Acres				C Corporation	
	F	LAND	T	1	FARMLAND	Taxable Total:	23,090
					100% Alberta School Foundation Fund		



2019 Assessment Roll (Valuation Date 1-July, 2019) 2020 Taxation Year, Wheatland County

Assessment Year: 2019
Tax Year: 2020

Roll	Legal Address				Total
2333000	NW-16-26-20-4	160.00 Acres		C Corporation	
	F LAND		T 1 FARMLAND	Taxable Total:	30,710
			100% Alberta School Foundation Fund		
2334000	SE-16-26-20-4	160.00 Acres		I Individual	
	F LAND		T 1 FARMLAND	Taxable Total:	20,650
			100% Alberta School Foundation Fund		
2335000	SW-16-26-20-4	160.00 Acres		C Corporation	
	F LAND		T 1 FARMLAND	Taxable Total:	21,700
			100% Alberta School Foundation Fund		
2336000	NE-17-26-20-4	160.00 Acres		I Individual	
	F LAND		T 1 FARMLAND	Taxable Total:	28,510
			100% Alberta School Foundation Fund		
2337000	NW-17-26-20-4	160.00 Acres		I Individual	
	F LAND		T 1 FARMLAND	Taxable Total:	29,100
			100% Alberta School Foundation Fund		
2338000	SE-17-26-20-4	160.00 Acres		C Corporation	
	F LAND		T 1 FARMLAND	Taxable Total:	21,850
			100% Alberta School Foundation Fund		
2339000	SW-17-26-20-4	160.00 Acres		C Corporation	
	F LAND		T 1 FARMLAND	Taxable Total:	29,520
			100% Alberta School Foundation Fund		
2340000	NE-18-26-20-4	157.17 Acres		I Individual	
	F LAND		T 1 FARMLAND	Taxable Total:	21,750
			100% Alberta School Foundation Fund		
2341000	NW-18-26-20-4	160.00 Acres		I Individual	
	F LAND		T 1 FARMLAND	Taxable Total:	26,320



2019 Assessment Roll (Valuation Date 1-July, 2019) 2020 Taxation Year, Wheatland County

Assessment Year: 2019
Tax Year: 2020

Roll	Legal Address						Total
			100% Alberta School Foundation Fund				
2342000	SE-18-26-20-4	153.95 Acres				I Individual	
	F LAND		T 1	FARMLAND		Taxable Total:	30,260
			100% Alberta School Foundation Fund				
2343000	SW-18-26-20-4	159.00 Acres				I Individual	
	F LAND		T 1	FARMLAND		Taxable Total:	21,240
			100% Alberta School Foundation Fund				
2344000	NE-19-26-20-4	159.55 Acres				I Individual	
	F LAND		T 1	FARMLAND		Taxable Total:	10,960
			100% Alberta School Foundation Fund				
2345000	NW-19-26-20-4	160.00 Acres				I Individual	
	F LAND		T 1	FARMLAND		Taxable Total:	9,970
			100% Alberta School Foundation Fund				
2346000	SE-19-26-20-4	157.82 Acres				I Individual	
	F LAND		T 1	FARMLAND		Taxable Total:	28,720
			100% Alberta School Foundation Fund				
2347000	SW-19-26-20-4	160.00 Acres				I Individual	
	F LAND		T 1	FARMLAND		Taxable Total:	12,100
			100% Alberta School Foundation Fund				
2348000	NE-20-26-20-4	160.00 Acres				I Individual	
	F LAND		T 1	FARMLAND		Taxable Total:	27,630
			100% Alberta School Foundation Fund				
2349000	NW-20-26-20-4	157.63 Acres				I Individual	
	263065 RGE RD 205						
	F LAND & IMPROVEMENTS		T 1	FARMLAND			27,500
	R		T 103	RESIDENTIAL LAND & IMPROVEMENTS			160,210
						Taxable Total:	187,710
	R		E 901	RURAL RESIDENCE EXEMPTION (RAP)			61,540
	R		E 903	FARM BUILDING EXEMPT			8,150



2019 Assessment Roll (Valuation Date 1-July, 2019) 2020 Taxation Year, Wheatland County

Assessment Year: 2019
Tax Year: 2020

Roll	Legal Address					Total
			100% Alberta School Foundation Fund	Exempt Total:		69,690
				Totals:		257,400
2350000	SE-20-26-20-4	160.00 Acres		I Individual		
	F LAND		T 1 FARMLAND	Taxable Total:		18,670
			100% Alberta School Foundation Fund			
2351000	SW-20-26-20-4	159.98 Acres		I Individual		
	F LAND		T 1 FARMLAND	Taxable Total:		22,930
			100% Alberta School Foundation Fund			
2352000	NE-21-26-20-4	160.00 Acres		I Individual		
	F LAND		T 1 FARMLAND	Taxable Total:		29,490
			100% Alberta School Foundation Fund			
2353000	NW-21-26-20-4	160.00 Acres		I Individual		
	F LAND		T 1 FARMLAND	Taxable Total:		33,720
			100% Alberta School Foundation Fund			
2354000	SE-21-26-20-4	160.00 Acres		I Individual		
	F LAND		T 1 FARMLAND	Taxable Total:		35,600
			100% Alberta School Foundation Fund			
2355000	SW-21-26-20-4	160.00 Acres		I Individual		
	F LAND		T 1 FARMLAND	Taxable Total:		32,560
			100% Alberta School Foundation Fund			
2356000	NE-22-26-20-4	160.00 Acres		I Individual		
	F LAND		T 1 FARMLAND	Taxable Total:		29,880
			100% Alberta School Foundation Fund			
2357000	NW-22-26-20-4	160.00 Acres		I Individual		
	F LAND		T 1 FARMLAND	Taxable Total:		25,670
			100% Alberta School Foundation Fund			



2019 Assessment Roll (Valuation Date 1-July, 2019) 2020 Taxation Year, Wheatland County

Assessment Year: 2019
Tax Year: 2020

Roll	Legal Address	Total
2358000	SE-22-26-20-4 160.00 Acres	
	I Individual	
	F LAND T 1 FARMLAND Taxable Total: 24,580	
	100% Alberta School Foundation Fund	
2359000	SW-22-26-20-4 160.00 Acres	
	I Individual	
	F LAND & IMPROVEMENTS T 1 FARMLAND 29,010	
	R E 903 FARM BUILDING EXEMPT 22,180	
	100% Alberta School Foundation Fund Totals: 51,190	
2360000	NE-23-26-20-4 160.00 Acres	
	C Corporation	
	F LAND T 1 FARMLAND Taxable Total: 33,520	
	100% Alberta School Foundation Fund	
2362000	NW-23-26-20-4 160.00 Acres	
	I Individual	
	F LAND T 1 FARMLAND Taxable Total: 16,150	
	100% Alberta School Foundation Fund	
2363000	SE-23-26-20-4 160.00 Acres	
	C Corporation	
	F LAND T 1 FARMLAND Taxable Total: 31,890	
	100% Alberta School Foundation Fund	
2364000	SW-23-26-20-4 160.00 Acres	
	I Individual	
	F LAND T 1 FARMLAND Taxable Total: 33,020	
	100% Alberta School Foundation Fund	
2365000	NE-24-26-20-4 160.00 Acres	
	I Individual	
	F LAND & IMPROVEMENTS T 1 FARMLAND 22,630	
	R T 103 RESIDENTIAL LAND & IMPROVEMENTS 260,630	
	Taxable Total: 283,260	
	R E 901 RURAL RESIDENCE EXEMPTION (RAP) 22,630	
	R E 903 FARM BUILDING EXEMPT 9,070	
	100% Christ The Redeemer Reg. 3 Exempt Total: 31,700	
	Totals: 314,960	
2366000	NW-24-26-20-4 160.00 Acres	
	I Individual	



2019 Assessment Roll (Valuation Date 1-July, 2019) 2020 Taxation Year, Wheatland County

Assessment Year: 2019
Tax Year: 2020

Roll	Legal Address					Total
	F	LAND	T	1	FARMLAND	Taxable Total: 31,540
					100% Alberta School Foundation Fund	
2367000	SE-24-26-20-4	160.00 Acres				I Individual
	F	LAND	T	1	FARMLAND	Taxable Total: 33,770
					100% Alberta School Foundation Fund	
2368000	SW-24-26-20-4	160.00 Acres				I Individual
	F	LAND	T	1	FARMLAND	Taxable Total: 33,530
					100% Alberta School Foundation Fund	
2369000	NE-25-26-20-4	160.00 Acres				C Corporation
	F	LAND	T	1	FARMLAND	Taxable Total: 19,340
					100% The Golden Hills Reg. Div. 15	
2370000	NW-25-26-20-4	160.00 Acres				C Corporation
	F	LAND	T	1	FARMLAND	Taxable Total: 29,910
					100% The Golden Hills Reg. Div. 15	
2371000	SE-25-26-20-4	160.00 Acres				C Corporation
	F	LAND	T	1	FARMLAND	Taxable Total: 21,740
					100% The Golden Hills Reg. Div. 15	
2372000	SW-25-26-20-4	160.00 Acres				C Corporation
	F	LAND	T	1	FARMLAND	Taxable Total: 28,280
					100% The Golden Hills Reg. Div. 15	
2373000	NE-26-26-20-4	160.00 Acres				C Corporation
	F	LAND	T	1	FARMLAND	Taxable Total: 31,710
					100% The Golden Hills Reg. Div. 15	
2374000	NW-26-26-20-4	160.00 Acres				C Corporation
	F	LAND	T	1	FARMLAND	Taxable Total: 33,810
					100% The Golden Hills Reg. Div. 15	



2019 Assessment Roll (Valuation Date 1-July, 2019) 2020 Taxation Year, Wheatland County

Assessment Year: 2019
Tax Year: 2020

Roll	Legal Address	Total
2375000	SE-26-26-20-4 160.00 Acres	
	C Corporation	
	F LAND T 1 FARMLAND 100% The Golden Hills Reg. Div. 15	Taxable Total: 29,610
2376000	SW-26-26-20-4 160.00 Acres	
	C Corporation	
	F LAND T 1 FARMLAND 100% The Golden Hills Reg. Div. 15	Taxable Total: 30,230
2377000	NE-27-26-20-4 160.00 Acres	
	I Individual	
	F LAND T 1 FARMLAND 100% Alberta School Foundation Fund	Taxable Total: 27,810
2378000	NW-27-26-20-4 160.00 Acres	
	I Individual	
	F LAND T 1 FARMLAND 100% Alberta School Foundation Fund	Taxable Total: 22,730
2379000	SE-27-26-20-4 160.00 Acres	
	I Individual	
	F LAND T 1 FARMLAND 100% Alberta School Foundation Fund	Taxable Total: 34,320
2380000	SW-27-26-20-4 160.00 Acres	
	I Individual	
	F LAND T 1 FARMLAND 100% Alberta School Foundation Fund	Taxable Total: 32,670
2381000	NE-28-26-20-4 160.00 Acres	
	C Corporation	
	F LAND T 1 FARMLAND 100% Alberta School Foundation Fund	Taxable Total: 27,520
2382000	NW-28-26-20-4 160.00 Acres	
	C Corporation	
	F LAND T 1 FARMLAND 100% Alberta School Foundation Fund	Taxable Total: 27,280
2383000	SE-28-26-20-4 160.00 Acres	
	C Corporation	
	F LAND T 1 FARMLAND	Taxable Total: 28,730



2019 Assessment Roll (Valuation Date 1-July, 2019) 2020 Taxation Year, Wheatland County

Assessment Year: 2019
Tax Year: 2020

Roll	Legal Address						Total
			100% Alberta School Foundation Fund				
2384000	SW-28-26-20-4	160.00 Acres				C Corporation	
	F	LAND	T	1	FARMLAND	Taxable Total:	30,480
			100% Alberta School Foundation Fund				
2385000	NE-29-26-20-4	160.00 Acres				I Individual	
	F	LAND	T	1	FARMLAND	Taxable Total:	29,190
			100% Alberta School Foundation Fund				
2386000	NW-29-26-20-4	156.61 Acres				I Individual	
	F	LAND	T	1	FARMLAND	Taxable Total:	25,120
			100% Alberta School Foundation Fund				
2387000	SE-29-26-20-4	160.00 Acres				I Individual	
	F	LAND	T	1	FARMLAND	Taxable Total:	28,390
			100% Alberta School Foundation Fund				
2388000	SW-29-26-20-4	159.00 Acres				I Individual	
	F	LAND	T	1	FARMLAND	Taxable Total:	22,240
			100% Alberta School Foundation Fund				
2389000	NE-30-26-20-4	159.48 Acres				I Individual	
	F	LAND	T	1	FARMLAND	Taxable Total:	16,510
			100% Alberta School Foundation Fund				
2390000	NW-30-26-20-4	160.00 Acres				I Individual	
	F	LAND	T	1	FARMLAND	Taxable Total:	11,330
			100% Alberta School Foundation Fund				
2391000	SE-30-26-20-4	159.00 Acres				I Individual	
	F	LAND	T	1	FARMLAND	Taxable Total:	23,220
			100% Alberta School Foundation Fund				
2392000	SW-30-26-20-4	160.00 Acres				I Individual	



2019 Assessment Roll (Valuation Date 1-July, 2019) 2020 Taxation Year, Wheatland County

Assessment Year: 2019
Tax Year: 2020

Roll	Legal Address					Total
	F	LAND	T	1	FARMLAND	Taxable Total: 11,330
					100% Alberta School Foundation Fund	
2393000	NE-31-26-20-4	156.02 Acres				I Individual
	F	LAND	T	1	FARMLAND	Taxable Total: 28,210
					100% Alberta School Foundation Fund	
2394000	NW-31-26-20-4	158.18 Acres				I Individual
	F	LAND	T	1	FARMLAND	Taxable Total: 35,400
					100% Alberta School Foundation Fund	
2395000	SE-31-26-20-4	159.49 Acres				I Individual
	F	LAND	T	1	FARMLAND	Taxable Total: 21,630
					100% Alberta School Foundation Fund	
2396000	SW-31-26-20-4	160.00 Acres				I Individual
	F	LAND	T	1	FARMLAND	Taxable Total: 28,260
					100% Alberta School Foundation Fund	
2397000	NE-32-26-20-4	157.96 Acres				I Individual
	F	LAND	T	1	FARMLAND	Taxable Total: 23,280
					100% Alberta School Foundation Fund	
2398000	NW-32-26-20-4	155.77 Acres				I Individual
		204063 TWP RD 270				
	F	LAND & IMPROVEMENTS	T	1	FARMLAND	22,940
	R		T	103	RESIDENTIAL LAND & IMPROVEMENTS	112,560
						Taxable Total: 135,500
	R		E	901	RURAL RESIDENCE EXEMPTION (RAP)	61,540
	R		E	903	FARM BUILDING EXEMPT	14,930
					100% Alberta School Foundation Fund	76,470
						Exempt Total: 76,470
						Totals: 211,970
2399000	SE-32-26-20-4	160.00 Acres				I Individual
	F	LAND	T	1	FARMLAND	Taxable Total: 23,410
					100% Alberta School Foundation Fund	



2019 Assessment Roll (Valuation Date 1-July, 2019) 2020 Taxation Year, Wheatland County

Assessment Year: 2019
Tax Year: 2020

Roll	Legal Address				Total
2400000	SW-32-26-20-4	154.49 Acres		I Individual	
	F LAND		T 1 FARMLAND	Taxable Total:	17,790
			100% Alberta School Foundation Fund		
2401000	NE-33-26-20-4	158.69 Acres		I Individual	
	F LAND		T 1 FARMLAND	Taxable Total:	20,510
			100% Alberta School Foundation Fund		
2402000	NW-33-26-20-4	158.40 Acres		I Individual	
	F LAND		T 1 FARMLAND	Taxable Total:	25,550
			100% Alberta School Foundation Fund		
2403000	SE-33-26-20-4	160.00 Acres		I Individual	
	F LAND		T 1 FARMLAND	Taxable Total:	20,240
			100% Alberta School Foundation Fund		
2404000	SW-33-26-20-4	160.00 Acres		I Individual	
	F LAND		T 1 FARMLAND	Taxable Total:	22,120
			100% Alberta School Foundation Fund		
2405000	NE-34-26-20-4	158.20 Acres		I Individual	
	F LAND		T 1 FARMLAND	Taxable Total:	18,930
			100% Alberta School Foundation Fund		
2406000	NW-34-26-20-4	157.23 Acres		I Individual	
	F LAND		T 1 FARMLAND	Taxable Total:	22,460
			100% Alberta School Foundation Fund		
2407000	SE-34-26-20-4	160.00 Acres		I Individual	
	F LAND		T 1 FARMLAND	Taxable Total:	25,550
			100% Alberta School Foundation Fund		
2408000	SW-34-26-20-4	155.96 Acres		I Individual	
	F LAND		T 1 FARMLAND	Taxable Total:	20,130



2019 Assessment Roll (Valuation Date 1-July, 2019) 2020 Taxation Year, Wheatland County

Assessment Year: 2019
Tax Year: 2020

Roll	Legal Address						Total
			100% Alberta School Foundation Fund				
2409000	NE-35-26-20-4	158.25 Acres				C Corporation	
	F LAND		T 1	FARMLAND		Taxable Total:	26,550
			100% The Golden Hills Reg. Div. 15				
2410000	NW-35-26-20-4	159.34 Acres				C Corporation	
	F LAND		T 1	FARMLAND		Taxable Total:	23,620
			100% The Golden Hills Reg. Div. 15				
2411000	SE-35-26-20-4	160.00 Acres				C Corporation	
	F LAND		T 1	FARMLAND		Taxable Total:	27,410
			100% The Golden Hills Reg. Div. 15				
2412000	SW-35-26-20-4	160.00 Acres				C Corporation	
	F LAND		T 1	FARMLAND		Taxable Total:	26,040
			100% The Golden Hills Reg. Div. 15				
2413000	NE-36-26-20-4	161.00 Acres				C Corporation	
	200023 TWP RD 270						
	F LAND & IMPROVEMENTS		T 1	FARMLAND			28,350
	R		T 103	RESIDENTIAL LAND & IMPROVEMENTS			461,070
						Taxable Total:	489,420
	R		E 901	RURAL RESIDENCE EXEMPTION (RAP)			123,080
	R		E 903	FARM BUILDING EXEMPT			10,450
			100% The Golden Hills Reg. Div. 15			Exempt Total:	133,530
						Totals:	622,950
2414000	NW-36-26-20-4	159.29 Acres				C Corporation	
	F LAND		T 1	FARMLAND		Taxable Total:	27,460
			100% The Golden Hills Reg. Div. 15				
2415000	SE-36-26-20-4	160.00 Acres				C Corporation	
	F LAND		T 1	FARMLAND		Taxable Total:	24,570
			100% The Golden Hills Reg. Div. 15				
2416000	SW-36-26-20-4	160.00 Acres				C Corporation	



2019 Assessment Roll (Valuation Date 1-July, 2019) 2020 Taxation Year, Wheatland County

Assessment Year: 2019
Tax Year: 2020

Roll	Legal Address					Total
	F	LAND	T	1	FARMLAND	Taxable Total: 29,210
					100% The Golden Hills Reg. Div. 15	
2417000	NE-1-27-20-4	161.00 Acres				I Individual
	F	LAND	T	1	FARMLAND	Taxable Total: 27,830
					100% Alberta School Foundation Fund	
2418000	NW-1-27-20-4	160.00 Acres				I Individual
	F	LAND	T	1	FARMLAND	Taxable Total: 23,220
					100% Alberta School Foundation Fund	
2419000	SE-1-27-20-4	161.86 Acres				I Individual
	F	LAND	T	1	FARMLAND	Taxable Total: 28,410
					100% Alberta School Foundation Fund	
2420000	SW-1-27-20-4	161.15 Acres				I Individual
	F	LAND	T	1	FARMLAND	Taxable Total: 16,060
					100% Alberta School Foundation Fund	
2421000	NE-2-27-20-4	161.00 Acres				C Corporation
	F	LAND	T	1	FARMLAND	Taxable Total: 11,900
					100% Alberta School Foundation Fund	
2422000	NW-2-27-20-4	161.00 Acres				I Individual
	F	LAND	T	1	FARMLAND	Taxable Total: 24,950
					100% Alberta School Foundation Fund	
2423000	SE-2-27-20-4	156.36 Acres				C Corporation
	F	LAND	T	1	FARMLAND	Taxable Total: 28,290
					100% Alberta School Foundation Fund	
2424000	SW-2-27-20-4	161.00 Acres				C Corporation
	F	LAND	T	1	FARMLAND	Taxable Total: 25,230
					100% Alberta School Foundation Fund	



2019 Assessment Roll (Valuation Date 1-July, 2019) 2020 Taxation Year, Wheatland County

Assessment Year: 2019
Tax Year: 2020

Roll	Legal Address						Total
2425000	NE-3-27-20-4	161.00 Acres					
	270082A RGE RD 202						
			I Individual				
	F LAND & IMPROVEMENTS		T 1	FARMLAND			23,610
	R		T 103	RESIDENTIAL LAND & IMPROVEMENTS			233,340
			Taxable Total:				256,950
	R		E 901	RURAL RESIDENCE EXEMPTION (RAP)			61,540
	R		E 903	FARM BUILDING EXEMPT			40,720
			100% Alberta School Foundation Fund				102,260
			Exempt Total:				102,260
			Totals:				359,210
2426000	NW-3-27-20-4	161.00 Acres					
			I Individual				
	F LAND		T 1	FARMLAND			27,170
			100% Alberta School Foundation Fund				
2427000	SE-3-27-20-4	160.00 Acres					
			I Individual				
	F LAND		T 1	FARMLAND			21,810
			100% Alberta School Foundation Fund				
2428000	SW-3-27-20-4	160.00 Acres					
			I Individual				
	F LAND		T 1	FARMLAND			27,320
			100% Alberta School Foundation Fund				
2429000	NE-4-27-20-4	161.00 Acres					
			I Individual				
	F LAND		T 1	FARMLAND			34,440
			100% Alberta School Foundation Fund				
2430000	NW-4-27-20-4	159.97 Acres					
			I Individual				
	F LAND		T 1	FARMLAND			34,120
			100% Alberta School Foundation Fund				
2431000	SE-4-27-20-4	160.00 Acres					
			I Individual				
	F LAND		T 1	FARMLAND			33,340
			100% Alberta School Foundation Fund				
2432000	SW-4-27-20-4	158.98 Acres					
			I Individual				
	F LAND		T 1	FARMLAND			30,290



2019 Assessment Roll (Valuation Date 1-July, 2019) 2020 Taxation Year, Wheatland County

Assessment Year: 2019
Tax Year: 2020

Roll	Legal Address						Total
			100% Alberta School Foundation Fund				
2433000	NE-5-27-20-4	158.97 Acres				I Individual	
	F LAND		T 1 FARMLAND			Taxable Total:	33,150
			100% Alberta School Foundation Fund				
2434000	NW-5-27-20-4	160.00 Acres				I Individual	
	F LAND		T 1 FARMLAND			Taxable Total:	30,370
			100% Alberta School Foundation Fund				
2435000	SE-5-27-20-4	156.91 Acres				I Individual	
	F LAND		T 1 FARMLAND			Taxable Total:	30,170
			100% Alberta School Foundation Fund				
2436000	SW-5-27-20-4	158.96 Acres				I Individual	
	F LAND		T 1 FARMLAND			Taxable Total:	31,270
			100% Alberta School Foundation Fund				
2437000	NE-6-27-20-4	160.00 Acres				I Individual	
	F LAND		T 1 FARMLAND			Taxable Total:	30,260
			100% Alberta School Foundation Fund				
2438000	NW-6-27-20-4	161.00 Acres				C Corporation	
	F LAND		T 1 FARMLAND			Taxable Total:	26,990
			100% Alberta School Foundation Fund				
2439000	SE-6-27-20-4	158.97 Acres				C Corporation	
	F LAND		T 1 FARMLAND			Taxable Total:	31,080
			100% Alberta School Foundation Fund				
2440000	SW-6-27-20-4	156.96 Acres				C Corporation	
	F LAND		T 1 FARMLAND			Taxable Total:	31,590
			100% Alberta School Foundation Fund				
2441000	NE-7-27-20-4	160.00 Acres				I Individual	



2019 Assessment Roll (Valuation Date 1-July, 2019) 2020 Taxation Year, Wheatland County

Assessment Year: 2019
Tax Year: 2020

Roll	Legal Address					Total
	F	LAND	T	1	FARMLAND	Taxable Total: 32,410
2442000	NW-7-27-20-4	160.00 Acres			100% Alberta School Foundation Fund	
					I Individual	
	F	LAND	T	1	FARMLAND	Taxable Total: 25,070
2443000	SE-7-27-20-4	160.00 Acres			100% Alberta School Foundation Fund	
					I Individual	
	F	LAND	T	1	FARMLAND	Taxable Total: 31,230
2444000	SW-7-27-20-4	160.00 Acres			100% Alberta School Foundation Fund	
					I Individual	
	F	LAND	T	1	FARMLAND	Taxable Total: 11,580
2445000	NE-8-27-20-4	159.74 Acres			100% Alberta School Foundation Fund	
					I Individual	
	F	LAND	T	1	FARMLAND	Taxable Total: 26,700
2446000	NW-8-27-20-4	160.00 Acres			100% Alberta School Foundation Fund	
					I Individual	
	F	LAND	T	1	FARMLAND	Taxable Total: 36,810
2447000	SE-8-27-20-4	158.97 Acres			100% Alberta School Foundation Fund	
					I Individual	
	F	LAND	T	1	FARMLAND	Taxable Total: 32,240
2448000	SW-8-27-20-4	160.00 Acres			100% Alberta School Foundation Fund	
					I Individual	
	F	LAND	T	1	FARMLAND	Taxable Total: 34,360
2449000	NE-9-27-20-4	152.59 Acres			100% Alberta School Foundation Fund	
					C Corporation	
	F	LAND	T	1	FARMLAND	Taxable Total: 32,300
					100% The Golden Hills Reg. Div. 15	



2019 Assessment Roll (Valuation Date 1-July, 2019) 2020 Taxation Year, Wheatland County

Assessment Year: 2019
Tax Year: 2020

Roll	Legal Address	Total
2449010	1911306 1 2 N-9-27-20-4 8.31 Acres 203039 TWP RD 272	NW CRN of NE 9 & 30m NW qrt I Individual
	F LAND & IMPROVEMENTS	T 1 FARMLAND 460
	R	T 103 RESIDENTIAL LAND & IMPROVEMENTS 502,240
		Taxable Total: 502,700
	R	E 901 RURAL RESIDENCE EXEMPTION (RAP) 460
		100% Alberta School Foundation Fund Totals: 503,160
2450000	NW-9-27-20-4 153.67 Acres	C Corporation
	F LAND	T 1 FARMLAND Taxable Total: 32,910
		100% Alberta School Foundation Fund
2451000	SE-9-27-20-4 161.00 Acres	C Corporation
	F LAND	T 1 FARMLAND Taxable Total: 36,250
		100% The Golden Hills Reg. Div. 15
2452000	SW-9-27-20-4 159.97 Acres	C Corporation
	F LAND	T 1 FARMLAND Taxable Total: 36,400
		100% The Golden Hills Reg. Div. 15
2453000	NE-10-27-20-4 158.56 Acres 202013 HWY 569	I Individual
	F LAND & IMPROVEMENTS	T 1 FARMLAND 34,610
	R	T 103 RESIDENTIAL LAND & IMPROVEMENTS 282,690
		Taxable Total: 317,300
	R	E 901 RURAL RESIDENCE EXEMPTION (RAP) 92,310
		100% Alberta School Foundation Fund Totals: 409,610
2454000	NW-10-27-20-4 158.82 Acres	C Corporation
	F LAND	T 1 FARMLAND Taxable Total: 33,990
		100% Alberta School Foundation Fund
2455000	SE-10-27-20-4 161.00 Acres	C Corporation
	F LAND	T 1 FARMLAND Taxable Total: 25,850
		100% Alberta School Foundation Fund
2456000	SW-10-27-20-4 161.00 Acres	I Individual



2019 Assessment Roll (Valuation Date 1-July, 2019) 2020 Taxation Year, Wheatland County

Assessment Year: 2019
Tax Year: 2020

Roll	Legal Address					Total
	F	LAND	T	1	FARMLAND	
					100% Alberta School Foundation Fund	Taxable Total: 26,810
2457000	NE-11-27-20-4	158.73 Acres				
	271072 RGE RD 201					C Corporation
	F	LAND & IMPROVEMENTS	T	1	FARMLAND	34,210
	R		T	103	RESIDENTIAL LAND & IMPROVEMENTS	191,180
						Taxable Total: 225,390
	R		E	901	RURAL RESIDENCE EXEMPTION (RAP)	61,540
	R		E	903	FARM BUILDING EXEMPT	14,080
					100% Alberta School Foundation Fund	Exempt Total: 75,620
						Totals: 301,010
2458000	NW-11-27-20-4	158.61 Acres				C Corporation
	F	LAND	T	1	FARMLAND	
					100% Alberta School Foundation Fund	Taxable Total: 37,780
2459000	SE-11-27-20-4	161.00 Acres				C Corporation
	F	LAND	T	1	FARMLAND	
					100% Alberta School Foundation Fund	Taxable Total: 33,130
2460000	SW-11-27-20-4	161.00 Acres				C Corporation
	F	LAND	T	1	FARMLAND	
					100% Alberta School Foundation Fund	Taxable Total: 31,580
2461000	NE-12-27-20-4	159.39 Acres				C Corporation
	F	LAND	T	1	FARMLAND	
					100% Alberta School Foundation Fund	Taxable Total: 33,790
2462000	NW-12-27-20-4	158.54 Acres				C Corporation
	F	LAND	T	1	FARMLAND	
					100% Alberta School Foundation Fund	Taxable Total: 33,830
2463000	SE-12-27-20-4	160.02 Acres				I Individual
	F	LAND	T	1	FARMLAND	
					100% Alberta School Foundation Fund	Taxable Total: 28,500



2019 Assessment Roll (Valuation Date 1-July, 2019) 2020 Taxation Year, Wheatland County

Assessment Year: 2019
Tax Year: 2020

Roll	Legal Address	Total
2464000	SW-12-27-20-4 159.27 Acres 271001 RGE RD 201	I Individual
	F LAND & IMPROVEMENTS T 1 FARMLAND	30,930
	R T 103 RESIDENTIAL LAND & IMPROVEMENTS	158,630
		Taxable Total: 189,560
	R E 901 RURAL RESIDENCE EXEMPTION (RAP)	61,540
	R E 903 FARM BUILDING EXEMPT	10,380
	100% Alberta School Foundation Fund	Exempt Total: 71,920
		Totals: 261,480
2465000	NE-13-27-20-4 160.00 Acres	I Individual
	F LAND T 1 FARMLAND	Taxable Total: 31,900
	100% Alberta School Foundation Fund	
2466000	NW-13-27-20-4 160.00 Acres	C Corporation
	F LAND T 1 FARMLAND	Taxable Total: 28,270
	100% Alberta School Foundation Fund	
2467000	SE-13-27-20-4 153.54 Acres	C Corporation
	F LAND T 1 FARMLAND	Taxable Total: 27,420
	100% Alberta School Foundation Fund	
2467010	1013777 1 1 SE-13-27-20-4 4.48 Acres 272012 RGE RD 200	209m N OF SE CORNER I Individual
	F LAND & IMPROVEMENTS T 1 FARMLAND	200
	R T 103 RESIDENTIAL LAND & IMPROVEMENTS	264,000
		Taxable Total: 264,200
	R E 901 RURAL RESIDENCE EXEMPTION (RAP)	200
	100% Alberta School Foundation Fund	Totals: 264,400
2468000	SW-13-27-20-4 158.62 Acres	I Individual
	F LAND T 1 FARMLAND	Taxable Total: 21,850
	100% Alberta School Foundation Fund	
2469000	NE-14-27-20-4 161.00 Acres	C Corporation
	F LAND T 1 FARMLAND	Taxable Total: 32,480
	100% The Golden Hills Reg. Div. 15	



2019 Assessment Roll (Valuation Date 1-July, 2019) 2020 Taxation Year, Wheatland County

Assessment Year: 2019
Tax Year: 2020

Roll	Legal Address					Total
2470000	NW-14-27-20-4 161.00 Acres					
		C Corporation				
	F LAND	T 1	FARMLAND	Taxable Total:		36,570
		100% The Golden Hills Reg. Div. 15				
2471000	SE-14-27-20-4 157.56 Acres					
		C Corporation				
	F LAND	T 1	FARMLAND	Taxable Total:		35,400
		100% The Golden Hills Reg. Div. 15				
2472000	SW-14-27-20-4 151.83 Acres 201044 HWY 569					
		I Individual				
	F LAND & IMPROVEMENTS	T 1	FARMLAND			35,940
	R	T 103	RESIDENTIAL LAND & IMPROVEMENTS			302,830
		Taxable Total:				338,770
	R	E 901	RURAL RESIDENCE EXEMPTION (RAP)			30,770
		100% Alberta School Foundation Fund				
		Totals:				369,540
2473000	8810706 S SW-14-27-20-4 7.18 Acres 201068 HWY 569					
		CENTRAL SOUTH PORTION				
		I Individual				
	F LAND & IMPROVEMENTS	T 1	FARMLAND			690
	R	T 103	RESIDENTIAL LAND & IMPROVEMENTS			279,510
		Taxable Total:				280,200
	R	E 901	RURAL RESIDENCE EXEMPTION (RAP)			690
		100% Alberta School Foundation Fund				
		Totals:				280,890
2474000	NE-15-27-20-4 160.00 Acres					
		I Individual				
	F LAND	T 1	FARMLAND	Taxable Total:		39,900
		100% Alberta School Foundation Fund				
2475000	NW-15-27-20-4 158.08 Acres 272047 HWY 841					
		I Individual				
	F LAND & IMPROVEMENTS	T 1	FARMLAND			33,760
	R	T 103	RESIDENTIAL LAND & IMPROVEMENTS			203,880
		Taxable Total:				237,640
	R	E 901	RURAL RESIDENCE EXEMPTION (RAP)			30,770
		100% Alberta School Foundation Fund				
		Exempt Total:				5,950
		Totals:				36,720
						274,360
2476000	SE-15-27-20-4 159.08 Acres					
		C Corporation				



2019 Assessment Roll (Valuation Date 1-July, 2019) 2020 Taxation Year, Wheatland County

Assessment Year: 2019
Tax Year: 2020

Roll	Legal Address					Total
	F	LAND	T	1	FARMLAND	Taxable Total: 39,180
					100% Alberta School Foundation Fund	
2477000	SW-15-27-20-4	156.47 Acres				I Individual
	F	LAND	T	1	FARMLAND	Taxable Total: 35,020
					100% Alberta School Foundation Fund	
2478000	NE-16-27-20-4	158.95 Acres				I Individual
	F	LAND	T	1	FARMLAND	Taxable Total: 25,680
					100% Alberta School Foundation Fund	
2479000	NW-16-27-20-4	161.11 Acres				I Individual
	F	LAND	T	1	FARMLAND	Taxable Total: 29,260
					100% Alberta School Foundation Fund	
2480000	SE-16-27-20-4	157.30 Acres				I Individual
	F	LAND	T	1	FARMLAND	Taxable Total: 25,920
					100% Alberta School Foundation Fund	
2481000	SW-16-27-20-4	158.30 Acres				I Individual
		272037 RGE RD 204A				
	F	LAND & IMPROVEMENTS	T	1	FARMLAND	28,440
	R		T	103	RESIDENTIAL LAND & IMPROVEMENTS	351,360
						Taxable Total: 379,800
	R		E	901	RURAL RESIDENCE EXEMPTION (RAP)	61,540
					100% Alberta School Foundation Fund	Totals: 441,340
2482000	NE-17-27-20-4	158.21 Acres				I Individual
	F	LAND	T	1	FARMLAND	Taxable Total: 27,310
					100% Alberta School Foundation Fund	
2483000	NW-17-27-20-4	160.00 Acres				I Individual
	F	LAND	T	1	FARMLAND	Taxable Total: 19,800
					100% Alberta School Foundation Fund	
2484000	SE-17-27-20-4	160.00 Acres				I Individual
	F	LAND	T	1	FARMLAND	Taxable Total: 27,450



2019 Assessment Roll (Valuation Date 1-July, 2019) 2020 Taxation Year, Wheatland County

Assessment Year: 2019
Tax Year: 2020

Roll	Legal Address										Total
	100% Alberta School Foundation Fund										
2485000	SW-17-27-20-4		160.00 Acres								
								I Individual			
	F	LAND		T	1	FARMLAND	Taxable Total:				25,700
	100% Alberta School Foundation Fund										
2486000	NE-18-27-20-4		160.00 Acres								
								C Corporation			
	F	LAND		T	1	FARMLAND	Taxable Total:				32,520
	100% Alberta School Foundation Fund										
2488000	NW-18-27-20-4		80.00 Acres								
								EAST HALF C Corporation			
	F	LAND		T	1	FARMLAND	Taxable Total:				8,310
	100% Alberta School Foundation Fund										
2489000	SE-18-27-20-4		150.00 Acres								
								C Corporation			
	F	LAND		T	1	FARMLAND	Taxable Total:				28,150
	100% Alberta School Foundation Fund										
2491000	PT-18-27-20-4		230.00 Acres								
								LSD3-5,12,13&W 1/2LSD 2,6 I Individual			
	F	LAND		T	1	FARMLAND	Taxable Total:				31,680
	100% Alberta School Foundation Fund										
2492000	SW-18-27-20-4		20.00 Acres								
								NORTHEAST CORNER C Corporation			
	F	LAND		T	1	FARMLAND	Taxable Total:				3,330
	100% Alberta School Foundation Fund										
2493000	NE-19-27-20-4		153.59 Acres								
								C Corporation			
	F	LAND		T	1	FARMLAND	Taxable Total:				13,990
	100% Alberta School Foundation Fund										
2494000	6838FJ A	NW-19-27-20-4	122.15 Acres								
								C Corporation			
	F	LAND		T	1	FARMLAND	Taxable Total:				13,060
	100% Alberta School Foundation Fund										
2495000	NW-19-27-20-4		37.87 Acres								
								EASTERLY PORTION C Corporation			



2019 Assessment Roll (Valuation Date 1-July, 2019) 2020 Taxation Year, Wheatland County

Assessment Year: 2019
Tax Year: 2020

Roll	Legal Address					Total
	F	LAND	T	1	FARMLAND	Taxable Total: 1,650
2496000	SE-19-27-20-4	158.05 Acres			100% Alberta School Foundation Fund	
					C Corporation	
	F	LAND	T	1	FARMLAND	Taxable Total: 25,040
2497000	SW-19-27-20-4	95.00 Acres			100% Alberta School Foundation Fund	
					EASTERLY PORTION	
					I Individual	
	F	LAND	T	1	FARMLAND	Taxable Total: 18,920
2498000	SW-19-27-20-4	65.00 Acres			100% Alberta School Foundation Fund	
					WESTERLY PORTION	
					C Corporation	
	F	LAND	T	1	FARMLAND	Taxable Total: 4,260
2499000	NE-20-27-20-4	160.10 Acres			100% Alberta School Foundation Fund	
					I Individual	
	F	LAND	T	1	FARMLAND	Taxable Total: 28,150
2500000	NW-20-27-20-4	157.81 Acres			100% Alberta School Foundation Fund	
					I Individual	
	F	LAND	T	1	FARMLAND	Taxable Total: 22,950
2501000	SE-20-27-20-4	157.12 Acres			100% Alberta School Foundation Fund	
					I Individual	
	F	LAND	T	1	FARMLAND	Taxable Total: 28,440
2502000	SW-20-27-20-4	140.67 Acres			100% Alberta School Foundation Fund	
					I Individual	
	F	LAND	T	1	FARMLAND	Taxable Total: 12,260
2502010	9512096 1 SW-20-27-20-4 10.00 Acres				100% Alberta School Foundation Fund	
	273078 RGE RD 204A				NORTH CENTRAL PORTION	
					I Individual	
	R	LAND & IMPROVEMENTS	T	103	RESIDENTIAL LAND & IMPROVEMENTS	Taxable Total: 197,200
					100% Alberta School Foundation Fund	



2019 Assessment Roll (Valuation Date 1-July, 2019) 2020 Taxation Year, Wheatland County

Assessment Year: 2019
Tax Year: 2020

Roll	Legal Address				Total
2503000	NE-21-27-20-4	153.88 Acres		I Individual	
	F LAND		T 1 FARMLAND	Taxable Total:	34,030
			100% Alberta School Foundation Fund		
2504000	NW-21-27-20-4	160.19 Acres		I Individual	
	F LAND		T 1 FARMLAND	Taxable Total:	12,540
			100% Alberta School Foundation Fund		
2505000	SE-21-27-20-4	158.69 Acres		I Individual	
	F LAND		T 1 FARMLAND	Taxable Total:	23,310
			100% Alberta School Foundation Fund		
2506000	SW-21-27-20-4	161.11 Acres		I Individual	
	F LAND		T 1 FARMLAND	Taxable Total:	28,210
			100% Alberta School Foundation Fund		
2507000	NE-22-27-20-4	160.00 Acres		C Corporation	
	F LAND		T 1 FARMLAND	Taxable Total:	35,080
			100% The Golden Hills Reg. Div. 15		
2508000	NW-22-27-20-4	118.58 Acres		LSD 11,12 & 13 I Individual	
	F LAND		T 1 FARMLAND	Taxable Total:	21,930
			100% Alberta School Foundation Fund		
2509000	NW-22-27-20-4	40.00 Acres		LSD 14 C Corporation	
	F LAND		T 1 FARMLAND	Taxable Total:	4,370
			100% The Golden Hills Reg. Div. 15		
2510000	SE-22-27-20-4	120.00 Acres		LSD 1&2 & SOUTH HALF 7&8 I Individual	
	F LAND		T 1 FARMLAND	Taxable Total:	16,410
			100% Alberta School Foundation Fund		
2511000	SE-22-27-20-4	40.00 Acres		NORTH HALF LSD 7&8 C Corporation	
	F LAND		T 1 FARMLAND	Taxable Total:	5,050



2019 Assessment Roll (Valuation Date 1-July, 2019) 2020 Taxation Year, Wheatland County

Assessment Year: 2019
Tax Year: 2020

Roll	Legal Address					Total
	100% The Golden Hills Reg. Div. 15					
2512000	SW-22-27-20-4	142.29 Acres				
			I Individual			
	F LAND		T 1 FARMLAND	Taxable Total:	32,340	
	100% Alberta School Foundation Fund					
2512010	9910811 1 SW-22-27-20-4	15.40 Acres	SOUTHWEST CORNER			
	273013A HWY 841		I Individual			
	F LAND & IMPROVEMENTS		T 1 FARMLAND		1,000	
	R		T 103 RESIDENTIAL LAND & IMPROVEMENTS		257,620	
			Taxable Total:			258,620
	R		E 901 RURAL RESIDENCE EXEMPTION (RAP)		26,680	
	R		E 903 FARM BUILDING EXEMPT		15,800	
			100% Alberta School Foundation Fund	Exempt Total:	42,480	
				Totals:	301,100	
2513000	NE-23-27-20-4	161.00 Acres				
			I Individual			
	F LAND		T 1 FARMLAND	Taxable Total:	35,480	
	100% Alberta School Foundation Fund					
2514000	NW-23-27-20-4	158.00 Acres				
	201051 TWP RD 274		I Individual			
	F LAND & IMPROVEMENTS		T 1 FARMLAND		34,400	
	R		T 103 RESIDENTIAL LAND & IMPROVEMENTS		311,260	
			Taxable Total:			345,660
	R		E 901 RURAL RESIDENCE EXEMPTION (RAP)		61,540	
			100% Alberta School Foundation Fund	Totals:	407,200	
2514010	9611756 1 NW-23-27-20-4	3.00 Acres	Northwest Portion			
	201073 TWP RD 274		I Individual			
	R LAND & IMPROVEMENTS		T 103 RESIDENTIAL LAND & IMPROVEMENTS	Taxable Total:	341,400	
	100% Alberta School Foundation Fund					
2515000	SE-23-27-20-4	160.00 Acres				
			I Individual			
	F LAND		T 1 FARMLAND	Taxable Total:	28,280	
	100% Alberta School Foundation Fund					
2516000	SW-23-27-20-4	161.00 Acres				
			I Individual			
	F LAND		T 1 FARMLAND	Taxable Total:	30,800	



2019 Assessment Roll (Valuation Date 1-July, 2019) 2020 Taxation Year, Wheatland County

Assessment Year: 2019
Tax Year: 2020

Roll	Legal Address						Total
100% Alberta School Foundation Fund							
2517000	NE-24-27-20-4	158.11 Acres					
			C Corporation				
	F	LAND	T	1	FARMLAND	Taxable Total:	30,950
100% Alberta School Foundation Fund							
2518000	NW-24-27-20-4	160.00 Acres					
			C Corporation				
	F	LAND	T	1	FARMLAND	Taxable Total:	29,300
100% Alberta School Foundation Fund							
2519000	SE-24-27-20-4	160.00 Acres					
	273010 RGE RD 200		I Individual				
	F	LAND & IMPROVEMENTS	T	1	FARMLAND		26,370
	R		T	103	RESIDENTIAL LAND & IMPROVEMENTS		208,660
			Taxable Total:				235,030
	R		E	901	RURAL RESIDENCE EXEMPTION (RAP)		61,540
	R		E	903	FARM BUILDING EXEMPT		4,800
			100% Alberta School Foundation Fund				
			Exempt Total:				66,340
			Totals:				301,370
2520000	SW-24-27-20-4	160.00 Acres					
			C Corporation				
	F	LAND	T	1	FARMLAND	Taxable Total:	25,390
100% Alberta School Foundation Fund							
2521000	NE-25-27-20-4	159.13 Acres					
			I Individual				
	F	LAND	T	1	FARMLAND	Taxable Total:	37,370
100% Alberta School Foundation Fund							
2522000	NW-25-27-20-4	160.00 Acres					
			I Individual				
	F	LAND	T	1	FARMLAND	Taxable Total:	35,170
100% Alberta School Foundation Fund							
2523000	SE-25-27-20-4	158.36 Acres					
	274018A RGE RD 200		I Individual				
	F	LAND & IMPROVEMENTS	T	1	FARMLAND		35,730
	R		T	103	RESIDENTIAL LAND & IMPROVEMENTS		184,350
			Taxable Total:				220,080
	R		E	901	RURAL RESIDENCE EXEMPTION (RAP)		92,310



2019 Assessment Roll (Valuation Date 1-July, 2019) 2020 Taxation Year, Wheatland County

Assessment Year: 2019
Tax Year: 2020

Roll	Legal Address					Total
	R		E 903 FARM BUILDING EXEMPT			17,360
			100% Alberta School Foundation Fund	Exempt Total:		109,670
				Totals:		329,750
2524000	SW-25-27-20-4	158.96 Acres		I Individual		
	F LAND		T 1 FARMLAND	Taxable Total:		35,960
			100% Alberta School Foundation Fund			
2526000	NE-26-27-20-4	161.00 Acres		I Individual		
	F LAND		T 1 FARMLAND	Taxable Total:		36,430
			100% Alberta School Foundation Fund			
2527000	NW-26-27-20-4	161.00 Acres		I Individual		
	F LAND		T 1 FARMLAND	Taxable Total:		30,610
			100% Alberta School Foundation Fund			
2528000	SE-26-27-20-4	159.86 Acres		I Individual		
	F LAND		T 1 FARMLAND	Taxable Total:		36,390
			100% Alberta School Foundation Fund			
2529000	SW-26-27-20-4	161.00 Acres		I Individual		
	F LAND		T 1 FARMLAND	Taxable Total:		37,560
			100% Alberta School Foundation Fund			
2530000	E -27-27-20-4	480.20 Acres		EAST 1/2 & LSD 3,6,11,14 C Corporation		
	F LAND		T 1 FARMLAND	Taxable Total:		83,250
			100% The Golden Hills Reg. Div. 15			
2532000	NW-27-27-20-4	78.90 Acres		WEST HALF (LSD 12,13) I Individual		
	F LAND		T 1 FARMLAND	Taxable Total:		7,230
			100% Alberta School Foundation Fund			
2535000	SW-27-27-20-4	80.00 Acres		WEST HALF (LSD 4,5) I Individual		
	F LAND		T 1 FARMLAND	Taxable Total:		8,640
			100% Alberta School Foundation Fund			



2019 Assessment Roll (Valuation Date 1-July, 2019) 2020 Taxation Year, Wheatland County

Assessment Year: 2019
Tax Year: 2020

Roll	Legal Address					Total
2536000	NE-28-27-20-4	159.90 Acres			I Individual	
	F LAND		T 1 FARMLAND		Taxable Total:	23,000
			100% Alberta School Foundation Fund			
2537000	NW-28-27-20-4	131.29 Acres			I Individual	
	F LAND		T 1 FARMLAND		Taxable Total:	9,980
			100% Alberta School Foundation Fund			
2538000	SE-28-27-20-4	160.34 Acres			I Individual	
	F LAND		T 1 FARMLAND		Taxable Total:	36,040
			100% Alberta School Foundation Fund			
2539000	SW-28-27-20-4	153.49 Acres			I Individual	
	F LAND		T 1 FARMLAND		Taxable Total:	27,140
			100% Alberta School Foundation Fund			
2540000	AL-29-27-20-4	205.59 Acres			SOUTH OF RAILWAY I Individual	
	F LAND		T 1 FARMLAND		Taxable Total:	8,780
			100% Alberta School Foundation Fund			
2542000	SW-29-27-20-4	33.53 Acres			South of Railway I Individual	
	F LAND		T 1 FARMLAND		Taxable Total:	960
			100% Alberta School Foundation Fund			
2543000	SE-30-27-20-4	58.95 Acres			SOUTH OF RAILWAY I Individual	
	F LAND		T 1 FARMLAND		Taxable Total:	2,240
			100% The Golden Hills Reg. Div. 15			
2543010	SE-30-27-20-4	3.98 Acres			RIGHT OF WAY C Corporation	
	NR LAND		T 105 NON-RESEIDENTIAL LAND & IMPROVEMENTS		Taxable Total:	6,960
			100% Alberta School Foundation Fund			
2544000	SW-30-27-20-4	14.00 Acres			SOUTH OF RAILWAY I Individual	
	F LAND		T 1 FARMLAND		Taxable Total:	470



2019 Assessment Roll (Valuation Date 1-July, 2019) 2020 Taxation Year, Wheatland County

Assessment Year: 2019
Tax Year: 2020

Roll	Legal Address						Total
2544010	SW-30-27-20-4	3.06 Acres	100% The Golden Hills Reg. Div. 15				
					RIGHT OF WAY C Corporation		
	NR	LAND	T	105	NON-RESEIDENTIAL LAND & IMPROVEMENTS	100% Alberta School Foundation Fund	6,510
2546000	SW-30-27-20-4	0.32 Acres					
					RIGHT OF WAY C Corporation		
	NR	LAND	T	105	NON-RESEIDENTIAL LAND & IMPROVEMENTS	100% Alberta School Foundation Fund	2,110
2547000	SE-33-27-20-4	41.13 Acres					
					SOUTH OF RAILWAY I Individual		
	F	LAND	T	1	FARMLAND	100% Alberta School Foundation Fund	1,450
2548000	SW-33-27-20-4	12.52 Acres					
					SOUTH OF RAILWAY I Individual		
	F	LAND	T	1	FARMLAND	100% Alberta School Foundation Fund	520
2549000	NE-34-27-20-4	18.40 Acres					
					SOUTH OF RAILWAY -S.E. CORNER C Corporation		
	F	LAND	T	1	FARMLAND	100% The Golden Hills Reg. Div. 15	510
2551000	SE-34-27-20-4 274054 RGE RD 202	150.93 Acres					
					SOUTH OF RIVER C Corporation		
	F	LAND & IMPROVEMENTS	T	1	FARMLAND		5,210
	R		T	103	RESIDENTIAL LAND & IMPROVEMENTS		184,630
					Taxable Total:		189,840
	R		E	901	RURAL RESIDENCE EXEMPTION (RAP)		53,270
					100% The Golden Hills Reg. Div. 15	Totals:	243,110
2553000	SW-34-27-20-4	47.35 Acres					
					SOUTH OF CREEK & RAILWAY C Corporation		
	F	LAND	T	1	FARMLAND	100% The Golden Hills Reg. Div. 15	1,330
2554000	S -34-27-20-4	38.22 Acres					
					S. OF RAILWAY, N. OF CREEK I Individual		
	F	LAND	T	1	FARMLAND		1,270



2019 Assessment Roll (Valuation Date 1-July, 2019) 2020 Taxation Year, Wheatland County

Assessment Year: 2019
Tax Year: 2020

Roll	Legal Address						Total
			100% Alberta School Foundation Fund				
2554010	NE-35-27-20-4 200098 TWP RD 280	160.40 Acres					
			I Individual				
	F LAND & IMPROVEMENTS		T 1	FARMLAND			16,970
	R		T 103	RESIDENTIAL LAND & IMPROVEMENTS			165,810
			Taxable Total:				182,780
	R		E 901	RURAL RESIDENCE EXEMPTION (RAP)			26,090
			100% Alberta School Foundation Fund				
			Totals:				208,870
2554020	NW-35-27-20-4	109.42 Acres					
			SOUTH OF RAILWAY				
			I Individual				
	F LAND		T 1	FARMLAND			
			Taxable Total:				5,490
			100% Alberta School Foundation Fund				
2554040	NW-35-27-20-4	2.37 Acres					
			S. OF RAILWAY & N. OF CREEK				
			C Corporation				
	NR LAND		T 105	NON-RESEIDENTIAL LAND & IMPROVEMENTS			
			100% Alberta School Foundation Fund				
			Taxable Total:				2,530
2555000	SE-35-27-20-4	161.00 Acres					
			I Individual				
	F LAND		T 1	FARMLAND			
			100% Alberta School Foundation Fund				
			Taxable Total:				36,040
2556000	SW-35-27-20-4	161.00 Acres					
			I Individual				
	F LAND		T 1	FARMLAND			
			100% Alberta School Foundation Fund				
			Taxable Total:				32,860
2557000	NE-36-27-20-4 275070 RGE RD 200	160.00 Acres					
			I Individual				
	F LAND & IMPROVEMENTS		T 1	FARMLAND			36,260
	R		T 103	RESIDENTIAL LAND & IMPROVEMENTS			311,130
			Taxable Total:				347,390
	R		E 901	RURAL RESIDENCE EXEMPTION (RAP)			61,540
	R		E 903	FARM BUILDING EXEMPT			9,470
			100% Alberta School Foundation Fund				
			Exempt Total:				71,010
			Totals:				418,400
2558000	NW-36-27-20-4	158.80 Acres					
			I Individual				
	F LAND		T 1	FARMLAND			
			Taxable Total:				35,500



2019 Assessment Roll (Valuation Date 1-July, 2019) 2020 Taxation Year, Wheatland County

Assessment Year: 2019
Tax Year: 2020

Roll	Legal Address						Total
	100% Alberta School Foundation Fund						
2559000	SE-36-27-20-4	160.00 Acres					
				I Individual			
	F	LAND		T	1	FARMLAND	Taxable Total: 33,960
	100% Alberta School Foundation Fund						
2560000	SW-36-27-20-4	160.00 Acres					
				I Individual			
	F	LAND		T	1	FARMLAND	Taxable Total: 32,800
	100% Alberta School Foundation Fund						
2562000	6075HA A NW-28-27-20-4 6.42 Acres 274090 HWY 841				S. OF RAILWAY-NORTHWEST CENTAL		
	R	LAND & IMPROVEMENTS		T	103	RESIDENTIAL LAND & IMPROVEMENTS	Taxable Total: 255,000
	100% Alberta School Foundation Fund						
2562010	NW-28-27-20-4	2.00 Acres					
				S. OF RAILWAY-NORTHEAST CENTAL			
	F	LAND		T	1	FARMLAND	Taxable Total: 130
	100% Alberta School Foundation Fund						
2565000	0311758 1 1 SW-29-27-20-4 2.03 Acres				SW.OF RLWY, SE.OF CREEK,W.SIDE		
	R	LAND		T	104	RESIDENTIAL VACANT LAND	Taxable Total: 33,300
	100% Alberta School Foundation Fund						
2566000	RW25 OT SW-29-27-20-4 4.80 Acres 274017 RGE RD 204A				BEYNON OLD STATION GROUNDS		
	R	LAND & IMPROVEMENTS		T	103	RESIDENTIAL LAND & IMPROVEMENTS	Taxable Total: 109,700
	100% Alberta School Foundation Fund						
2566010	NE-1-28-20-4	152.47 Acres					
				I Individual			
	F	LAND		T	1	FARMLAND	Taxable Total: 4,780
	100% Alberta School Foundation Fund						
2566020	NE-1-28-20-4	0.84 Acres					
				RAILWAY C Corporation			
	NR	LAND		T	105	NON-RESEIDENTIAL LAND & IMPROVEMENTS	Taxable Total: 3,000
	100% Alberta School Foundation Fund						
2566030	SE-1-28-20-4 200024B TWP RD 280	160.40 Acres					
				I Individual			



2019 Assessment Roll (Valuation Date 1-July, 2019) 2020 Taxation Year, Wheatland County

Assessment Year: 2019
Tax Year: 2020

Roll	Legal Address					Total
	F	LAND & IMPROVEMENTS	T	1	FARMLAND	18,310
	R		T	103	RESIDENTIAL LAND & IMPROVEMENTS	92,030
					Taxable Total:	110,340
	R		E	901	RURAL RESIDENCE EXEMPTION (RAP)	30,770
				100%	Alberta School Foundation Fund	Totals: 141,110
2566040	SW-1-28-20-4	160.40 Acres				
	200024A TWP RD 280				I Individual	
	F	LAND & IMPROVEMENTS	T	1	FARMLAND	14,420
	R		T	103	RESIDENTIAL LAND & IMPROVEMENTS	299,560
					Taxable Total:	313,980
	R		E	901	RURAL RESIDENCE EXEMPTION (RAP)	61,540
	R		E	903	FARM BUILDING EXEMPT	24,900
				100%	Alberta School Foundation Fund	Exempt Total: 86,440
					Totals:	400,420
2566050	NE-2-28-20-4	4.90 Acres			SOUTH EAST CORNER	
					I Individual	
	F	LAND	T	1	FARMLAND	Taxable Total: 180
				100%	Alberta School Foundation Fund	
2566060	SE-2-28-20-4	108.80 Acres			SOUTH EAST OF RAILWAY	
					I Individual	
	F	LAND	T	1	FARMLAND	Taxable Total: 3,450
				100%	Alberta School Foundation Fund	
2566070	SW-2-28-20-4	0.05 Acres			SE. CORNER, S. OF RAILWAY	
					I Individual	
	R	LAND	T	104	RESIDENTIAL VACANT LAND	Taxable Total: 4,500
				100%	Alberta School Foundation Fund	
2567000	NE-25-21-21-4	140.00 Acres			NORTHERLY PORTION	
					I Individual	
	F	LAND	T	1	FARMLAND	Taxable Total: 29,380
				100%	Alberta School Foundation Fund	
2568000	NE-25-21-21-4	20.00 Acres			S1/2 OF S1/2 LSD 9 & 10	
					I Individual	
	F	LAND	T	1	FARMLAND	Taxable Total: 3,950
				100%	Alberta School Foundation Fund	
2569000	NW-25-21-21-4	140.00 Acres			NORTHERLY PORTION	
					I Individual	



2019 Assessment Roll (Valuation Date 1-July, 2019) 2020 Taxation Year, Wheatland County

Assessment Year: 2019
Tax Year: 2020

Roll	Legal Address					Total
	F	LAND	T	1	FARMLAND	Taxable Total: 27,800
					100% Alberta School Foundation Fund	
2570000	NW-25-21-21-4	20.00 Acres				S1/2 OF S1/2 LSD 11 & 12 I Individual
	F	LAND	T	1	FARMLAND	Taxable Total: 3,650
					100% Alberta School Foundation Fund	
2571000	SE-25-21-21-4	136.87 Acres				NORTH OF RAILWAY RY11 I Individual
	F	LAND	T	1	FARMLAND	Taxable Total: 26,990
					100% Alberta School Foundation Fund	
2572000	SW-25-21-21-4	101.08 Acres				NORTH OF RY11 I Individual
	F	LAND	T	1	FARMLAND	Taxable Total: 20,150
					100% Alberta School Foundation Fund	
2573000	NE-26-21-21-4	149.10 Acres				C Corporation
	F	LAND	T	1	FARMLAND	Taxable Total: 24,990
					100% Alberta School Foundation Fund	
2574000	NW-26-21-21-4	121.73 Acres				NORTH OF RAILWAY C Corporation
	F	LAND	T	1	FARMLAND	Taxable Total: 19,630
					100% Alberta School Foundation Fund	
2575000	SE-26-21-21-4	9.23 Acres				N.E. CORNER, NORTH OF RAILWAY C Corporation
	F	LAND	T	1	FARMLAND	Taxable Total: 1,220
					100% Alberta School Foundation Fund	
2576000	NE-27-21-21-4	94.71 Acres				NORTH OF RAILWAY C Corporation
	F	LAND	T	1	FARMLAND	Taxable Total: 16,160
					100% Alberta School Foundation Fund	
2577000	0113538 2 NW-27-21-21-4	34.25 Acres				NORTH OF RAILWAY M Municipal
	NR	LAND	E	155	WHEATLAND COUNTY EXEMPT	Exempt Total: 79,530
					100% Alberta School Foundation Fund	



2019 Assessment Roll (Valuation Date 1-July, 2019) 2020 Taxation Year, Wheatland County

Assessment Year: 2019
Tax Year: 2020

Roll	Legal Address				Total
2578000	E -33-21-21-4	220.94 Acres	NORTH OF RAILWAY I Individual		
	F LAND		T 1 FARMLAND 100% Alberta School Foundation Fund	Taxable Total:	52,750
2579000	NW-33-21-21-4	46.46 Acres	NORTHEAST OF RAILWAY I Individual		
	F LAND		T 1 FARMLAND 100% Alberta School Foundation Fund	Taxable Total:	10,460
2580000	8010973 AREA A NW-33-21-21-4	14.74 Acres	Cluny Lagoon Cluny Lagoon M Municipal		
	NR LAND		E 155 WHEATLAND COUNTY EXEMPT 100% Alberta School Foundation Fund	Exempt Total:	101,850
2582000	NE-34-21-21-4	160.00 Acres	I Individual		
	F LAND		T 1 FARMLAND 100% Alberta School Foundation Fund	Taxable Total:	27,150
2583000	NW-34-21-21-4	159.00 Acres	I Individual		
	F LAND		T 1 FARMLAND 100% Alberta School Foundation Fund	Taxable Total:	30,920
2584000	SE-34-21-21-4	160.00 Acres	I Individual		
	F LAND		T 1 FARMLAND 100% Alberta School Foundation Fund	Taxable Total:	8,710
2585000	9310821 1 SW-34-21-21-4	154.95 Acres	Ptn. of NW 27 21 21 I Individual		
	F LAND		T 1 FARMLAND 100% Alberta School Foundation Fund	Taxable Total:	29,340
2586000	NE-35-21-21-4	144.45 Acres	C Corporation		
	F LAND		T 1 FARMLAND 100% Alberta School Foundation Fund	Taxable Total:	27,700
2587000	NW-35-21-21-4	157.50 Acres	C Corporation		
	F LAND		T 1 FARMLAND	Taxable Total:	33,130



2019 Assessment Roll (Valuation Date 1-July, 2019) 2020 Taxation Year, Wheatland County

Assessment Year: 2019
Tax Year: 2020

Roll	Legal Address					Total
	100% Alberta School Foundation Fund					
2588000	SE-35-21-21-4	160.00 Acres				
				C Corporation		
	F	LAND	T	1	FARMLAND	Taxable Total: 30,530
	100% Alberta School Foundation Fund					
2589000	SW-35-21-21-4	160.00 Acres				
				C Corporation		
	F	LAND	T	1	FARMLAND	Taxable Total: 27,870
	100% Alberta School Foundation Fund					
2590000	NE-36-21-21-4	150.36 Acres				
				I Individual		
	F	LAND	T	1	FARMLAND	Taxable Total: 31,930
	100% Alberta School Foundation Fund					
2591000	NW-36-21-21-4	150.36 Acres				
				I Individual		
	F	LAND	T	1	FARMLAND	Taxable Total: 28,710
	100% Alberta School Foundation Fund					
2592000	SE-36-21-21-4	155.67 Acres				
				I Individual		
	F	LAND & IMPROVEMENTS	T	1	FARMLAND	33,750
	R		E	903	FARM BUILDING EXEMPT	21,170
	100% Alberta School Foundation Fund					Totals: 54,920
2592010	1211459 1 1 SE-36-21-21-4	4.33 Acres				
	215032 RGE RD 210			NORTHEAST CORNER		
				I Individual		
	R	LAND & IMPROVEMENTS	T	103	RESIDENTIAL LAND & IMPROVEMENTS	192,860
	R		E	901	RURAL RESIDENCE EXEMPTION (RAP)	61,540
	100% Alberta School Foundation Fund					Totals: 254,400
2593000	SW-36-21-21-4	160.00 Acres				
				I Individual		
	F	LAND	T	1	FARMLAND	Taxable Total: 29,020
	100% Alberta School Foundation Fund					
2594000	NE-1-22-21-4	160.00 Acres				
				C Corporation		
	F	LAND	T	1	FARMLAND	Taxable Total: 29,800
	100% Alberta School Foundation Fund					



2019 Assessment Roll (Valuation Date 1-July, 2019) 2020 Taxation Year, Wheatland County

Assessment Year: 2019
Tax Year: 2020

Roll	Legal Address				Total
2595000	NW-1-22-21-4	160.00 Acres		C Corporation	
	F LAND		T 1 FARMLAND	Taxable Total:	31,950
			100% Alberta School Foundation Fund		
2596000	SE-1-22-21-4	156.00 Acres		C Corporation	
	F LAND		T 1 FARMLAND	Taxable Total:	28,950
			100% Alberta School Foundation Fund		
2597000	SW-1-22-21-4	156.00 Acres		C Corporation	
	F LAND		T 1 FARMLAND	Taxable Total:	29,260
			100% Alberta School Foundation Fund		
2598000	NE-2-22-21-4	160.00 Acres		I Individual	
	F LAND		T 1 FARMLAND	Taxable Total:	33,380
			100% Alberta School Foundation Fund		
2600000	NW-2-22-21-4	80.00 Acres		LSD 13 & 14	
				I Individual	
	F LAND		T 1 FARMLAND	Taxable Total:	18,640
			100% Alberta School Foundation Fund		
2601000	NW-2-22-21-4	80.00 Acres		LSD 11 & 12	
				I Individual	
	F LAND		T 1 FARMLAND	Taxable Total:	18,320
			100% Alberta School Foundation Fund		
2602000	SE-2-22-21-4	155.43 Acres		I Individual	
	F LAND		T 1 FARMLAND	Taxable Total:	33,050
			100% Alberta School Foundation Fund		
2603000	SW-2-22-21-4	74.71 Acres		LSD 5 & 6	
				I Individual	
	F LAND		T 1 FARMLAND	Taxable Total:	16,270
			100% Alberta School Foundation Fund		
2604000	SW-2-22-21-4	28.85 Acres		LSD 4-SOUTH OF THE ROAD	
				I Individual	
	F LAND		T 1 FARMLAND	Taxable Total:	5,510



2019 Assessment Roll (Valuation Date 1-July, 2019) 2020 Taxation Year, Wheatland County

Assessment Year: 2019
Tax Year: 2020

Roll	Legal Address					Total
			100% Alberta School Foundation Fund			
2605000	SW-2-22-21-4	30.62 Acres			LSD 3 I Individual	
	F LAND		T 1	FARMLAND	Taxable Total:	5,210
			100% Alberta School Foundation Fund			
2605010	SW-2-22-21-4	3.26 Acres			NE CORNER LSD 4 P Provincial	
	NR LAND		E 150	CROWN LAND & IMPR. EXEMPT	Exempt Total:	47,870
			100% Alberta School Foundation Fund			
2605020	SW-2-22-21-4	1.72 Acres			CENTRAL WEST, SOUTH OF ROAD P Provincial	
	NR LAND		E 150	CROWN LAND & IMPR. EXEMPT	Exempt Total:	37,980
			100% Alberta School Foundation Fund			
2606000	NE-3-22-21-4	45.44 Acres			SW of Highway I Individual	
	F LAND		T 1	FARMLAND	Taxable Total:	3,590
			100% Alberta School Foundation Fund			
2606010	1612578 1 1 E-3-22-21-4 7.43 Acres 220048 RGE RD 212				SE corner I Individual	
	R LAND & IMPROVEMENTS		T 103	RESIDENTIAL LAND & IMPROVEMENTS		170,860
	R		E 901	RURAL RESIDENCE EXEMPTION (RAP)		61,540
			100% Alberta School Foundation Fund			
			Totals:			232,400
2606020	1612578 1 2 NE-3-22-21-4 9.40 Acres 220052 RGE RD 212				155m N of SE corner I Individual	
	F LAND & IMPROVEMENTS		T 1	FARMLAND		770
	R		T 103	RESIDENTIAL LAND & IMPROVEMENTS		148,030
			Taxable Total:			148,800
	R		E 901	RURAL RESIDENCE EXEMPTION (RAP)		30,770
	R		E 903	FARM BUILDING EXEMPT		8,470
			100% Alberta School Foundation Fund			
			Exempt Total:			39,240
			Totals:			188,040
2606030	1612578 1 3 N-3-22-21-4 78.41 Acres				NE of Highway I Individual	
	F LAND		T 1	FARMLAND	Taxable Total:	8,540
			100% Alberta School Foundation Fund			



2019 Assessment Roll (Valuation Date 1-July, 2019) 2020 Taxation Year, Wheatland County

Assessment Year: 2019
Tax Year: 2020

Roll	Legal Address				Total
2607000	NW-3-22-21-4	80.00 Acres		SOUTH HALF I Individual	
	F LAND		T 1 FARMLAND 100% Alberta School Foundation Fund	Taxable Total:	15,500
2608000	NW-3-22-21-4	76.89 Acres		LSD 13 & 14 I Individual	
	F LAND		T 1 FARMLAND 100% Alberta School Foundation Fund	Taxable Total:	5,180
2609000	SE-3-22-21-4	151.62 Acres		I Individual	
	F LAND		T 1 FARMLAND 100% Alberta School Foundation Fund	Taxable Total:	25,860
2610000	SW-3-22-21-4	157.49 Acres		I Individual	
	F LAND		T 1 FARMLAND 100% Alberta School Foundation Fund	Taxable Total:	25,260
2610010	1811093 1 1 SW-3-22-21-4 2.51 Acres 220033 RGE RD 213			226 Ft South of NW Corner I Individual	
	R LAND & IMPROVEMENTS		T 103 RESIDENTIAL LAND & IMPROVEMENTS 100% Alberta School Foundation Fund	Taxable Total:	335,400
2611000	NE-4-22-21-4	160.00 Acres		C Corporation	
	F LAND		T 1 FARMLAND 100% Alberta School Foundation Fund	Taxable Total:	26,370
2612000	NW-4-22-21-4	155.00 Acres		I Individual	
	F LAND		T 1 FARMLAND 100% Alberta School Foundation Fund	Taxable Total:	17,810
2612010	0410093 1 1 NW-4-22-21-4 5.00 Acres 220043 HWY 842			SOUTHWEST CORNER I Individual	
	R LAND & IMPROVEMENTS		T 103 RESIDENTIAL LAND & IMPROVEMENTS 100% Alberta School Foundation Fund	Taxable Total:	339,400
2613000	SE-4-22-21-4	160.00 Acres		C Corporation	
	F LAND		T 1 FARMLAND	Taxable Total:	25,180



2019 Assessment Roll (Valuation Date 1-July, 2019) 2020 Taxation Year, Wheatland County

Assessment Year: 2019
Tax Year: 2020

Roll	Legal Address						Total
			100% Alberta School Foundation Fund				
2614000	SW-4-22-21-4	154.36 Acres					
	220033A HWY 842		I Individual				
	F LAND & IMPROVEMENTS		T 1	FARMLAND			11,200
	R		T 103	RESIDENTIAL LAND & IMPROVEMENTS			235,290
			Taxable Total:				246,490
	R		E 901	RURAL RESIDENCE EXEMPTION (RAP)			92,310
			100% Alberta School Foundation Fund				
			Totals:				338,800
2614010	SW-4-22-21-4	1.48 Acres					
	220037 HWY 842		NW Corner Cluny Roman Catholic Church				
			I Individual				
	R LAND & IMPROVEMENTS		T 103	RESIDENTIAL LAND & IMPROVEMENTS			148,900
	NR		E 164	RELIGIOUS EXEMPT			415,190
			100% Alberta School Foundation Fund				
			Totals:				564,090
2615000	8010973 B SW-4-22-21-4	1.42 Acres					
			LAGOON SW CORNER Cluny Lagoon Access				
			M Municipal				
	NR LAND		E 155	WHEATLAND COUNTY EXEMPT			45,780
			100% Alberta School Foundation Fund				
2616000	NE-5-22-21-4	18.54 Acres					
	214008 TWP RD 220A		EAST HALF LSD 16				
			I Individual				
	F LAND & IMPROVEMENTS		T 1	FARMLAND			3,010
	R		T 103	RESIDENTIAL LAND & IMPROVEMENTS			247,560
			Taxable Total:				250,570
	R		E 901	RURAL RESIDENCE EXEMPTION (RAP)			61,540
			100% Alberta School Foundation Fund				
			Totals:				312,110
2617000	NE-5-22-21-4	19.50 Acres					
	214014 TWP RD 220A		WEST HALF LSD 16				
			I Individual				
	F LAND & IMPROVEMENTS		T 1	FARMLAND			3,050
	R		T 103	RESIDENTIAL LAND & IMPROVEMENTS			228,960
			Taxable Total:				232,010
	R		E 901	RURAL RESIDENCE EXEMPTION (RAP)			61,540
	R		E 903	FARM BUILDING EXEMPT			31,770
			100% Alberta School Foundation Fund				
			Exempt Total:				93,310
			Totals:				325,320
2618000	NE-5-22-21-4	10.50 Acres					
			NORTH WEST CORNER				
			I Individual				
	F LAND		T 1	FARMLAND			1,900
			100% Alberta School Foundation Fund				
			Taxable Total:				



2019 Assessment Roll (Valuation Date 1-July, 2019) 2020 Taxation Year, Wheatland County

Assessment Year: 2019
Tax Year: 2020

Roll	Legal Address				Total
2619000	NE-5-22-21-4	10.00 Acres	NORTH EAST CORNER LSD 15 I Individual		
	F LAND		T 1 FARMLAND	Taxable Total:	1,720
			100% Alberta School Foundation Fund		
2619010	NE-5-22-21-4	9.50 Acres	SE PORTION OF LSD 15 I Individual		
	214022 TWP RD 220A				
	F LAND & IMPROVEMENTS		T 1 FARMLAND		1,180
	R		T 103 RESIDENTIAL LAND & IMPROVEMENTS		352,700
				Taxable Total:	353,880
	R		E 901 RURAL RESIDENCE EXEMPTION (RAP)		2,900
	R		E 903 FARM BUILDING EXEMPT		53,580
			100% Alberta School Foundation Fund	Exempt Total:	56,480
				Totals:	410,360
2620000	NE-5-22-21-4	9.50 Acres	SW CORNER OF LSD 15 Prairie Hills Nurseries I Individual		
	F LAND & IMPROVEMENTS		T 1 FARMLAND		1,720
	R		E 903 FARM BUILDING EXEMPT		12,730
			100% Alberta School Foundation Fund	Totals:	14,450
2621000	NE-5-22-21-4	0.50 Acres	EAST 33 FT. OF LSD 15 I Individual		
	R LAND		T 104 RESIDENTIAL VACANT LAND	Taxable Total:	500
			100% Alberta School Foundation Fund		
2621010	16-NE-5-22-21-4	0.50 Acres	I Individual		
	R LAND		T 104 RESIDENTIAL VACANT LAND	Taxable Total:	5,000
			100% Alberta School Foundation Fund		
2622000	NW-5-22-21-4	40.00 Acres	LSD 14 I Individual		
	F LAND		T 1 FARMLAND	Taxable Total:	7,040
			100% Alberta School Foundation Fund		
2623000	NW-5-22-21-4	36.76 Acres	I Individual		
	F LAND & IMPROVEMENTS		T 1 FARMLAND		7,260
	R		T 103 RESIDENTIAL LAND & IMPROVEMENTS		68,500
				Taxable Total:	75,760
	R		E 901 RURAL RESIDENCE EXEMPTION (RAP)		3,500
				Totals:	79,260



2019 Assessment Roll (Valuation Date 1-July, 2019) 2020 Taxation Year, Wheatland County

Assessment Year: 2019
Tax Year: 2020

Roll	Legal Address	100% Alberta School Foundation Fund	Total
2625000	NW-5-22-21-4 0.50 Acres	EAST 33'OF LSD 13 I Individual	
	R LAND	T 104 RESIDENTIAL VACANT LAND 100% Alberta School Foundation Fund	Taxable Total: 12,800
2626000	NE-6-22-21-4 43.52 Acres	NORTH OF RAILWAY I Individual	
	F LAND	T 1 FARMLAND 100% Alberta School Foundation Fund	Taxable Total: 7,560
2627000	NW-6-22-21-4 6.09 Acres	NORTH EAST OF RAILWAY I Individual	
	F LAND	T 1 FARMLAND 100% Alberta School Foundation Fund	Taxable Total: 1,010
2628000	NE-7-22-21-4 129.92 Acres 221074 RGE RD 215	Coulee Creek Farms I Individual	
	F LAND & IMPROVEMENTS	T 1 FARMLAND	17,700
	R	T 103 RESIDENTIAL LAND & IMPROVEMENTS	560,870
		Taxable Total:	578,570
	R	E 901 RURAL RESIDENCE EXEMPTION (RAP)	33,120
	R	E 903 FARM BUILDING EXEMPT	54,900
		100% Alberta School Foundation Fund	Exempt Total: 88,020
		Totals:	666,590
2628010	1012696 1 1 NE-7-22-21-4 26.19 Acres 221042 RGE RD 215	SE CORNER RV Storage Inside Bldgs I Individual	
	F LAND & IMPROVEMENTS	T 1 FARMLAND	2,610
	R	T 103 RESIDENTIAL LAND & IMPROVEMENTS	65,990
	NR	T 105 NON-RESEIDENTIAL LAND & IMPROVEMENTS	674,680
		100% Alberta School Foundation Fund	Taxable Total: 743,280
2629000	NW-7-22-21-4 159.87 Acres	I Individual	
	F LAND	T 1 FARMLAND	Taxable Total: 37,760
		100% Alberta School Foundation Fund	
2630000	SE-7-22-21-4 160.00 Acres	I Individual	
	F LAND	T 1 FARMLAND 100% Alberta School Foundation Fund	Taxable Total: 27,830



2019 Assessment Roll (Valuation Date 1-July, 2019) 2020 Taxation Year, Wheatland County

Assessment Year: 2019
Tax Year: 2020

Roll	Legal Address					Total
2631000	SW-7-22-21-4	155.73 Acres	I Individual			
	F LAND		T 1 FARMLAND	Taxable Total:		37,140
			100% Alberta School Foundation Fund			
2632000	NE-8-22-21-4	152.18 Acres	Goldsmith Gravel Pit M Municipal			
	NR LAND		E 155 WHEATLAND COUNTY EXEMPT	Exempt Total:		291,310
			100% Alberta School Foundation Fund			
2632010	8577HB A NE-8-22-21-4 4.12 Acres 221080 HWY 842		NORTH EAST CORNER Fas Gas Station C Corporation			
	R LAND & IMPROVEMENTS		T 103 RESIDENTIAL LAND & IMPROVEMENTS			45,380
	NR		T 105 NON-RESEIDENTIAL LAND & IMPROVEMENTS			1,170,950
			100% Alberta School Foundation Fund			
			Taxable Total:			1,216,330
2633000	NW-8-22-21-4	159.03 Acres	I Individual			
	F LAND		T 1 FARMLAND	Taxable Total:		15,420
			100% Alberta School Foundation Fund			
2634000	SE-8-22-21-4	155.76 Acres	I Individual			
	F LAND		T 1 FARMLAND	Taxable Total:		17,300
			100% Alberta School Foundation Fund			
2634010	2163HX OT SE-8-22-21-4 2.07 Acres		Tower Site Central E Portion Telus Tower C Corporation			
	NR LAND & IMPROVEMENTS		T 105 NON-RESEIDENTIAL LAND & IMPROVEMENTS	Taxable Total:		220,810
			100% Alberta School Foundation Fund			
2635000	SW-8-22-21-4	160.00 Acres	I Individual			
	F LAND		T 1 FARMLAND	Taxable Total:		32,880
			100% Alberta School Foundation Fund			
2637000	NE-9-22-21-4	69.50 Acres	NORTH EAST OF ROADWAY I Individual			
	F LAND		T 1 FARMLAND	Taxable Total:		13,380
			100% Alberta School Foundation Fund			
2638000	N -9-22-21-4	218.31 Acres	NORTH 1/2 SW OF HIGHWAY Telus Tower& AB First Responders(AFRRCS) I Individual			



2019 Assessment Roll (Valuation Date 1-July, 2019) 2020 Taxation Year, Wheatland County

Assessment Year: 2019
Tax Year: 2020

Roll	Legal Address					Total	
	F	LAND & IMPROVEMENTS		T	1	FARMLAND	39,040
	NR			T	105	NON-RESEIDENTIAL LAND & IMPROVEMENTS	78,630
	Taxable Total:					117,670	
	NR			E	169	MISC. PROPERTY EXEMPT	29,180
			100%	Alberta School Foundation Fund		Totals:	146,850
	2639000	SE-9-22-21-4	158.62 Acres	IP Plus Wireless Tower & Gravel Pit C Corporation			
	F	LAND & IMPROVEMENTS		T	1	FARMLAND	8,450
	NR			T	105	NON-RESEIDENTIAL LAND & IMPROVEMENTS	75,830
	Taxable Total:					84,280	
	NR			E	167	WESTERN IRRIGATION DIST EXEMPT	219,370
			100%	Alberta School Foundation Fund		Totals:	303,650
2640000	SW-9-22-21-4	80.00 Acres	east half C Corporation				
	F	LAND		T	1	FARMLAND	4,890
	100% Alberta School Foundation Fund						
2641000	SW-9-22-21-4	78.91 Acres	WEST HALF I Individual				
	F	LAND & IMPROVEMENTS		T	1	FARMLAND	14,020
	R			T	103	RESIDENTIAL LAND & IMPROVEMENTS	300,530
	Taxable Total:					314,550	
	R			E	901	RURAL RESIDENCE EXEMPTION (RAP)	61,540
	R			E	903	FARM BUILDING EXEMPT	3,180
			100%	Alberta School Foundation Fund		Exempt Total:	64,720
Totals:					379,270		
2642000	NE-10-22-21-4	136.30 Acres	DeBensse Wheatland Gravel Pit I Individual				
	F	LAND		T	1	FARMLAND	18,880
	NR			E	152	MUNI GRAVEL OPERATION- EXEMPT	98,700
	100% Alberta School Foundation Fund					Totals:	117,580
2643000	NE-10-22-21-4	23.70 Acres	Southeasterly Portion DeBensse Wheatland Gravel Pit M Municipal				
	NR	LAND		E	155	WHEATLAND COUNTY EXEMPT	97,330
			100%	Alberta School Foundation Fund			
2644000	NW-10-22-21-4	159.68 Acres	I Individual				
	F	LAND		T	1	FARMLAND	26,880
	Taxable Total:						



2019 Assessment Roll (Valuation Date 1-July, 2019) 2020 Taxation Year, Wheatland County

Assessment Year: 2019
Tax Year: 2020

Roll	Legal Address				Total
	100% Alberta School Foundation Fund				
2645000	SE-10-22-21-4	155.95 Acres			
			I	Individual	
	F	LAND	T	1	FARMLAND
				100% Alberta School Foundation Fund	
				Taxable Total:	11,170
2645010	1111441 1 1	SE-10-22-21-4 4.05 Acres			
	221006	RGE RD 212		SE CORNER	
			I	Individual	
	R	LAND & IMPROVEMENTS	T	103	RESIDENTIAL LAND & IMPROVEMENTS
				Taxable Total:	248,200
	100% Alberta School Foundation Fund				
2646000	SW-10-22-21-4	78.65 Acres			
				NORTHEAST OF ROAD	
			I	Individual	
	F	LAND	T	1	FARMLAND
				100% Alberta School Foundation Fund	
				Taxable Total:	5,630
2647000	SW-10-22-21-4	55.25 Acres			
	221003	RGE RD 213		SOUTHWEST OF ROAD	
			I	Individual	
	F	LAND & IMPROVEMENTS	T	1	FARMLAND
	R		T	103	RESIDENTIAL LAND & IMPROVEMENTS
				Taxable Total:	9,470
					201,280
				Taxable Total:	210,750
	R		E	901	RURAL RESIDENCE EXEMPTION (RAP)
	R		E	903	FARM BUILDING EXEMPT
				100% Alberta School Foundation Fund	
				Exempt Total:	61,540
					12,730
				Exempt Total:	74,270
				Totals:	285,020
2648000	8210054 1 PUL	SW-10-22-21-4 3.29 Acres			
	221025	RGE RD 213		NORTHWEST CORNER, SOUTH OF ROAD	
				Cluny Waste Transfer Site & Fire3 Tower	
			P	Provincial	
	NR	LAND & IMPROVEMENTS	E	158	WASTE TRANSFER SITES EXEMPT
				100% Alberta School Foundation Fund	
				Exempt Total:	118,830
2649000	NE-11-22-21-4	80.00 Acres			
				NORTH HALF	
			I	Individual	
	F	LAND	T	1	FARMLAND
				100% Alberta School Foundation Fund	
				Taxable Total:	14,840
2650000	NE-11-22-21-4	80.00 Acres			
	221042	RGE RD 211		South 1/2	
			I	Individual	
	F	LAND & IMPROVEMENTS	T	1	FARMLAND
	R		T	103	RESIDENTIAL LAND & IMPROVEMENTS
				Taxable Total:	15,440
					207,660
				Taxable Total:	223,100
	R		E	901	RURAL RESIDENCE EXEMPTION (RAP)
					15,440



2019 Assessment Roll (Valuation Date 1-July, 2019) 2020 Taxation Year, Wheatland County

Assessment Year: 2019
Tax Year: 2020

Roll	Legal Address					Total
	R		E 903	FARM BUILDING EXEMPT		305,180
			100%	Alberta School Foundation Fund	Exempt Total:	320,620
					Totals:	543,720
2651000	NW-11-22-21-4	129.98 Acres			N.W. OF CHASE PIT	
	F LAND		T 1	FARMLAND	I Individual	
			100%	Alberta School Foundation Fund	Taxable Total:	12,360
2652000	NW-11-22-21-4	30.02 Acres			SOUTHWEST CORNER Former Chase Gravel Pit	
	F LAND		T 1	FARMLAND	M Municipal	
			100%	Alberta School Foundation Fund	Taxable Total:	2,150
2653000	SE-11-22-21-4	160.00 Acres			I Individual	
	F LAND		T 1	FARMLAND	Taxable Total:	36,880
			100%	Alberta School Foundation Fund		
2654000	SW-11-22-21-4	80.00 Acres			NORTH HALF	
	221025 RGE RD 212				I Individual	
	F LAND & IMPROVEMENTS		T 1	FARMLAND		12,240
	R		T 103	RESIDENTIAL LAND & IMPROVEMENTS		196,710
					Taxable Total:	208,950
	R		E 901	RURAL RESIDENCE EXEMPTION (RAP)		61,540
	R		E 903	FARM BUILDING EXEMPT		5,050
			100%	Alberta School Foundation Fund	Exempt Total:	66,590
					Totals:	275,540
2655000	SW-11-22-21-4	80.00 Acres			SOUTH HALF	
	221007 RGE RD 212				I Individual	
	F LAND & IMPROVEMENTS		T 1	FARMLAND		12,620
	R		T 103	RESIDENTIAL LAND & IMPROVEMENTS		110,760
					Taxable Total:	123,380
	R		E 901	RURAL RESIDENCE EXEMPTION (RAP)		61,540
			100%	Alberta School Foundation Fund	Totals:	184,920
2656000	NE-12-22-21-4	160.00 Acres			C Corporation	
	F LAND		T 1	FARMLAND	Taxable Total:	34,440
			100%	Alberta School Foundation Fund		
2657000	NW-12-22-21-4	160.00 Acres			C Corporation	



2019 Assessment Roll (Valuation Date 1-July, 2019) 2020 Taxation Year, Wheatland County

Assessment Year: 2019
Tax Year: 2020

Roll	Legal Address						Total
	F	LAND	T	1	FARMLAND	Taxable Total:	39,110
					100% Alberta School Foundation Fund		
2658000	SE-12-22-21-4	160.00 Acres				C Corporation	
	F	LAND	T	1	FARMLAND	Taxable Total:	26,920
					100% Alberta School Foundation Fund		
2659000	SW-12-22-21-4	160.00 Acres				C Corporation	
	F	LAND	T	1	FARMLAND	Taxable Total:	32,810
					100% Alberta School Foundation Fund		
2660000	NE-13-22-21-4	160.00 Acres				I Individual	
	F	LAND	T	1	FARMLAND	Taxable Total:	32,190
					100% Alberta School Foundation Fund		
2661000	NW-13-22-21-4	160.00 Acres				I Individual	
	F	LAND	T	1	FARMLAND	Taxable Total:	23,980
					100% Alberta School Foundation Fund		
2662000	SE-13-22-21-4	155.02 Acres				I Individual	
	F	LAND	T	1	FARMLAND	Taxable Total:	32,920
					100% Alberta School Foundation Fund		
2663000	SW-13-22-21-4	160.00 Acres				I Individual	
	F	LAND	T	1	FARMLAND	Taxable Total:	24,090
					100% Alberta School Foundation Fund		
2664000	NE-14-22-21-4	160.00 Acres				I Individual	
	F	LAND	T	1	FARMLAND	Taxable Total:	29,800
					100% Alberta School Foundation Fund		
2665000	NW-14-22-21-4	160.00 Acres				I Individual	
	F	LAND	T	1	FARMLAND	Taxable Total:	28,090
					100% Alberta School Foundation Fund		



2019 Assessment Roll (Valuation Date 1-July, 2019) 2020 Taxation Year, Wheatland County

Assessment Year: 2019
Tax Year: 2020

Roll	Legal Address	Total
2666000	SE-14-22-21-4 160.00 Acres	
	I Individual	
	F LAND T 1 FARMLAND Taxable Total: 29,260	
	100% Alberta School Foundation Fund	
2667000	SW-14-22-21-4 160.00 Acres	
	I Individual	
	F LAND T 1 FARMLAND Taxable Total: 30,350	
	100% Alberta School Foundation Fund	
2668000	NE-15-22-21-4 160.00 Acres	
	I Individual	
	F LAND T 1 FARMLAND Taxable Total: 30,030	
	100% Alberta School Foundation Fund	
2669000	NW-15-22-21-4 160.00 Acres	
	C Corporation	
	F LAND T 1 FARMLAND Taxable Total: 30,180	
	100% Alberta School Foundation Fund	
2670000	SE-15-22-21-4 160.00 Acres	
	I Individual	
	F LAND T 1 FARMLAND Taxable Total: 29,510	
	100% Alberta School Foundation Fund	
2671000	SW-15-22-21-4 160.00 Acres	
	Gravel Pit	
	C Corporation	
	F LAND & IMPROVEMENTS T 1 FARMLAND 23,230	
	NR T 105 NON-RESEIDENTIAL LAND & IMPROVEMENTS 132,620	
	100% Alberta School Foundation Fund Taxable Total: 155,850	
2672000	NE-16-22-21-4 160.00 Acres	
	I Individual	
	F LAND T 1 FARMLAND Taxable Total: 35,430	
	100% Alberta School Foundation Fund	
2673000	NW-16-22-21-4 156.60 Acres	
	I Individual	
	F LAND T 1 FARMLAND Taxable Total: 36,740	
	100% Alberta School Foundation Fund	
2673010	8910321 1 NW-16-22-21-4 2.27 Acres	
	222079 HWY 842	
	NORTHWEST CORNER	
	I Individual	



2019 Assessment Roll (Valuation Date 1-July, 2019) 2020 Taxation Year, Wheatland County

Assessment Year: 2019
Tax Year: 2020

Roll	Legal Address					Total
	R	LAND & IMPROVEMENTS	T	103	RESIDENTIAL LAND & IMPROVEMENTS	Taxable Total: 238,100
2674000	SE-16-22-21-4	159.78 Acres			100% Alberta School Foundation Fund	
					I Individual	
	F	LAND	T	1	FARMLAND	Taxable Total: 33,730
2675000	SW-16-22-21-4	147.05 Acres			100% Alberta School Foundation Fund	
					I Individual	
	F	LAND	T	1	FARMLAND	Taxable Total: 34,620
					100% Alberta School Foundation Fund	
2676000	NE-17-22-21-4	149.00 Acres				
					I Individual	
	F	LAND	T	1	FARMLAND	Taxable Total: 34,440
					100% Alberta School Foundation Fund	
2676010	9311867 1 NE-17-22-21-4	10.00 Acres				
	222042 HWY 842				I Individual	
	F	LAND & IMPROVEMENTS	T	1	FARMLAND	1,250
	R		T	103	RESIDENTIAL LAND & IMPROVEMENTS	313,150
					Taxable Total:	314,400
	R		E	901	RURAL RESIDENCE EXEMPTION (RAP)	1,250
	R		E	903	FARM BUILDING EXEMPT	7,220
					100% Alberta School Foundation Fund	8,470
					Exempt Total:	8,470
					Totals:	322,870
2677000	NW-17-22-21-4	160.00 Acres				
					I Individual	
	F	LAND	T	1	FARMLAND	Taxable Total: 27,030
					100% Alberta School Foundation Fund	
2678000	SE-17-22-21-4	145.12 Acres				
					I Individual	
	F	LAND	T	1	FARMLAND	Taxable Total: 34,220
					100% Alberta School Foundation Fund	
2679000	SW-17-22-21-4	145.51 Acres				
					I Individual	
	F	LAND	T	1	FARMLAND	Taxable Total: 27,650
					100% Alberta School Foundation Fund	



2019 Assessment Roll (Valuation Date 1-July, 2019) 2020 Taxation Year, Wheatland County

Assessment Year: 2019
Tax Year: 2020

Roll	Legal Address				Total
2680000	NE-18-22-21-4 158.84 Acres				
		I Individual			
	F LAND	T 1 FARMLAND	Taxable Total:		33,350
		100% Alberta School Foundation Fund			
2681000	NW-18-22-21-4 120.00 Acres				
		LSD 11&14&E. HALF LSD 12&13			
		I Individual			
	F LAND	T 1 FARMLAND	Taxable Total:		12,420
		100% Alberta School Foundation Fund			
2682000	NW-18-22-21-4 39.50 Acres				
	222083 RGE RD 220	WEST HALF LSD 12 & 13			
		I Individual			
	F LAND & IMPROVEMENTS	T 1 FARMLAND			3,020
	R	T 103 RESIDENTIAL LAND & IMPROVEMENTS			166,340
		Taxable Total:			169,360
	R	E 901 RURAL RESIDENCE EXEMPTION (RAP)			4,460
		100% Alberta School Foundation Fund			
		Totals:			173,820
2684000	SE-18-22-21-4 143.62 Acres				
	222004 RGE RD 215	I Individual			
	F LAND & IMPROVEMENTS	T 1 FARMLAND			11,080
	R	T 103 RESIDENTIAL LAND & IMPROVEMENTS			138,720
		Taxable Total:			149,800
	R	E 901 RURAL RESIDENCE EXEMPTION (RAP)			11,080
		100% Alberta School Foundation Fund			
		Totals:			160,880
2685000	SW-18-22-21-4 119.63 Acres				
		I Individual			
	F LAND	T 1 FARMLAND	Taxable Total:		10,120
		100% Alberta School Foundation Fund			
2685010	1510372 1 1 SW-18-22-21-4 19.63 Acres				
	222037 RGE RD 220	N portion LSD 5			
		I Individual			
	F LAND & IMPROVEMENTS	T 1 FARMLAND			2,620
	R	T 103 RESIDENTIAL LAND & IMPROVEMENTS			203,960
		Taxable Total:			206,580
	R	E 901 RURAL RESIDENCE EXEMPTION (RAP)			61,540
		100% Alberta School Foundation Fund			
		Totals:			268,120
2686000	NE-19-22-21-4 160.00 Acres				
		I Individual			
	F LAND	T 1 FARMLAND	Taxable Total:		38,840



2019 Assessment Roll (Valuation Date 1-July, 2019) 2020 Taxation Year, Wheatland County

Assessment Year: 2019
Tax Year: 2020

Roll	Legal Address					Total
	100% Alberta School Foundation Fund					
2687000	NW-19-22-21-4	160.00 Acres				
		I Individual				
	F	LAND	T	1	FARMLAND	Taxable Total: 38,160
	100% Alberta School Foundation Fund					
2688000	SE-19-22-21-4	152.25 Acres				
		I Individual				
	F	LAND	T	1	FARMLAND	Taxable Total: 12,680
	100% Alberta School Foundation Fund					
2688500	IRR526 RW 22	SE-19-22-21-4	7.75 Acres			SW Corner
		I Individual				
	NR	LAND	E	167	WESTERN IRRIGATION DIST EXEMPT	Exempt Total: 8,270
	100% Alberta School Foundation Fund					
2689000	SW-19-22-21-4	132.24 Acres				N. 1/2 OF S. 1/2 LSD 3&4&ALL OF 5&6
		I Individual				
	F	LAND	T	1	FARMLAND	Taxable Total: 13,990
	100% Alberta School Foundation Fund					
2689010	1612577 1 1	SW-19-22-21-4	5.19 Acres			West Central LSD 4 Back in Touch Equine
	223007 RGE RD 220	I Individual				
	F	LAND & IMPROVEMENTS	T	1	FARMLAND	250
	R		T	103	RESIDENTIAL LAND & IMPROVEMENTS	403,250
		Taxable Total:				403,500
	R		E	901	RURAL RESIDENCE EXEMPTION (RAP)	250
	R		E	903	FARM BUILDING EXEMPT	151,890
	100% Alberta School Foundation Fund					Exempt Total: 152,140
						Totals: 555,640
2690000	SW-19-22-21-4	17.43 Acres				S. HALF OF S. 1/2 LSD 3&4
		I Individual				
	F	LAND	T	1	FARMLAND	Taxable Total: 1,440
	100% Alberta School Foundation Fund					
2691000	NE-20-22-21-4	80.00 Acres				LSD 10 & 15
		I Individual				
	F	LAND	T	1	FARMLAND	Taxable Total: 19,840
	100% Alberta School Foundation Fund					
2692000	NE-20-22-21-4	79.00 Acres				EAST HALF
		I Individual				



2019 Assessment Roll (Valuation Date 1-July, 2019) 2020 Taxation Year, Wheatland County

Assessment Year: 2019
Tax Year: 2020

Roll	Legal Address					Total
	F	LAND	T	1	FARMLAND	Taxable Total: 19,800
					100% Alberta School Foundation Fund	
2693000	NW-20-22-21-4	160.00 Acres				I Individual
	F	LAND	T	1	FARMLAND	Taxable Total: 38,210
					100% Alberta School Foundation Fund	
2694000	SE-20-22-21-4	81.98 Acres				LSD 2 & 7 & ptn LSD 1 I Individual
	F	LAND	T	1	FARMLAND	Taxable Total: 19,570
					100% Alberta School Foundation Fund	
2695000	SE-20-22-21-4	77.02 Acres				EAST HALF I Individual
	F	LAND	T	1	FARMLAND	Taxable Total: 18,230
					100% Alberta School Foundation Fund	
2696000	SW-20-22-21-4	160.00 Acres				I Individual
	F	LAND	T	1	FARMLAND	Taxable Total: 38,230
					100% Alberta School Foundation Fund	
2697000	NE-21-22-21-4	155.30 Acres				I Individual
	F	LAND & IMPROVEMENTS	T	1	FARMLAND	32,500
	R		E	903	FARM BUILDING EXEMPT	188,890
					100% Alberta School Foundation Fund	Totals: 221,390
2697010	9510289 1 NE-21-22-21-4 4.70 Acres					CENTRAL PORTION LSD 9 I Individual
	223050 RGE RD 213					
	R	LAND & IMPROVEMENTS	T	103	RESIDENTIAL LAND & IMPROVEMENTS	257,850
	R		E	901	RURAL RESIDENCE EXEMPTION (RAP)	46,150
					100% Alberta School Foundation Fund	Totals: 304,000
2698000	1811958 1 2 NW-21-22-21-4 100.65 Acres					NORTHERN 508.1 METERS I Individual
	213061 TWP RD 224					
	F	LAND & IMPROVEMENTS	T	1	FARMLAND	23,600
	R		T	103	RESIDENTIAL LAND & IMPROVEMENTS	243,460
						Taxable Total: 267,060
	R		E	901	RURAL RESIDENCE EXEMPTION (RAP)	61,540
	R		E	903	FARM BUILDING EXEMPT	18,160
						Exempt Total: 79,700



2019 Assessment Roll (Valuation Date 1-July, 2019) 2020 Taxation Year, Wheatland County

Assessment Year: 2019
Tax Year: 2020

Roll	Legal Address	100% Alberta School Foundation Fund				Total
2698010	1811958 1 1 NW-21-22-21-4 58.93 Acres	Totals: SOUTHERN 255.44 METERS M Municipal				346,760
	F LAND	T 1 FARMLAND				9,490
	NR	E 155 WHEATLAND COUNTY EXEMPT				112,330
		100% Alberta School Foundation Fund	Totals:			121,820
2699000	SE-21-22-21-4 160.00 Acres	I Individual				
	F LAND	T 1 FARMLAND	Taxable Total:			37,590
		100% Alberta School Foundation Fund				
2700000	SW-21-22-21-4 159.00 Acres	I Individual				
	F LAND	T 1 FARMLAND	Taxable Total:			36,680
		100% Alberta School Foundation Fund				
2701000	NE-22-22-21-4 160.00 Acres	Cluny Radio Repeater Site RCMP Tower I Individual				
	F LAND & IMPROVEMENTS	T 1 FARMLAND				22,650
	ME	T 7 MACHINERY & EQUIPMENT				38,310
	NR	T 105 NON-RESEIDENTIAL LAND & IMPROVEMENTS				113,320
		100% Alberta School Foundation Fund	Taxable Total:			174,280
2702000	NW-22-22-21-4 160.00 Acres	I Individual				
	F LAND	T 1 FARMLAND	Taxable Total:			22,750
		100% Alberta School Foundation Fund				
2704000	SE-22-22-21-4 160.00 Acres	I Individual				
	F LAND	T 1 FARMLAND	Taxable Total:			25,860
		100% Alberta School Foundation Fund				
2705000	SW-22-22-21-4 160.00 Acres	I Individual				
	F LAND	T 1 FARMLAND	Taxable Total:			30,830
		100% Alberta School Foundation Fund				
2706000	NE-23-22-21-4 157.00 Acres	I Individual				
	F LAND	T 1 FARMLAND	Taxable Total:			29,810



2019 Assessment Roll (Valuation Date 1-July, 2019) 2020 Taxation Year, Wheatland County

Assessment Year: 2019
Tax Year: 2020

Roll	Legal Address					Total
100% Alberta School Foundation Fund						
2706010	0512423 1 1 NE-23-22-21-4 3.00 Acres 223064 RGE RD 211	SE CORNER LSD 16 I Individual				
	R LAND & IMPROVEMENTS	T 103	RESIDENTIAL LAND & IMPROVEMENTS		216,660	
	R	E 901	RURAL RESIDENCE EXEMPTION (RAP)		61,540	
	R	E 903	FARM BUILDING EXEMPT		19,920	
		100% Alberta School Foundation Fund		Exempt Total:	81,460	
				Totals:	298,120	
2707000	NW-23-22-21-4 160.00 Acres	I Individual				
	F LAND	T 1	FARMLAND		Taxable Total: 28,540	
100% Alberta School Foundation Fund						
2708000	SE-23-22-21-4 160.00 Acres	I Individual				
	F LAND	T 1	FARMLAND		Taxable Total: 31,960	
100% Alberta School Foundation Fund						
2709000	SW-23-22-21-4 160.00 Acres	I Individual				
	F LAND	T 1	FARMLAND		Taxable Total: 29,760	
100% Alberta School Foundation Fund						
2710000	NE-24-22-21-4 160.00 Acres	I Individual				
	F LAND	T 1	FARMLAND		Taxable Total: 10,300	
100% Alberta School Foundation Fund						
2711000	NW-24-22-21-4 80.00 Acres 223067 RGE RD 211	LSD 13 & 14 I Individual				
	F LAND & IMPROVEMENTS	T 1	FARMLAND		11,460	
	R	T 103	RESIDENTIAL LAND & IMPROVEMENTS		97,000	
				Taxable Total:	108,460	
	R	E 901	RURAL RESIDENCE EXEMPTION (RAP)		13,900	
100% Alberta School Foundation Fund						
				Totals:	122,360	
2712000	0113125 1 2 W -24-22-21-4 197.02 Acres	LSD 5,6,7,11,12 I Individual				
	F LAND	T 1	FARMLAND		Taxable Total: 36,450	
100% Alberta School Foundation Fund						



2019 Assessment Roll (Valuation Date 1-July, 2019) 2020 Taxation Year, Wheatland County

Assessment Year: 2019
Tax Year: 2020

Roll	Legal Address	Total
2713000	SE-24-22-21-4 120.00 Acres LSD 1,2 & 8 I Individual	
	F LAND T 1 FARMLAND 100% Alberta School Foundation Fund Taxable Total:	18,950
2714000	0113125 1 1 NW-24-22-21-4 2.99 Acres 223061 RGE RD 211 NW CORNER OF LSD 12 I Individual	
	R LAND & IMPROVEMENTS T 103 RESIDENTIAL LAND & IMPROVEMENTS 100% Alberta School Foundation Fund Taxable Total:	284,500
2716000	SW-24-22-21-4 80.00 Acres 223005 RGE RD 211 LSD 3 & 4 SOUTH HALF I Individual	
	F LAND & IMPROVEMENTS T 1 FARMLAND 6,020	
	R T 103 RESIDENTIAL LAND & IMPROVEMENTS 102,360	
	R E 901 RURAL RESIDENCE EXEMPTION (RAP) 61,540	
	100% Alberta School Foundation Fund Taxable Total:	169,920
2717000	NE-25-22-21-4 160.00 Acres I Individual	
	F LAND T 1 FARMLAND 100% Alberta School Foundation Fund Taxable Total:	33,280
2718000	NW-25-22-21-4 160.00 Acres I Individual	
	F LAND T 1 FARMLAND 100% Alberta School Foundation Fund Taxable Total:	26,040
2719000	SE-25-22-21-4 160.00 Acres I Individual	
	F LAND T 1 FARMLAND 100% Alberta School Foundation Fund Taxable Total:	20,250
2720000	SW-25-22-21-4 160.00 Acres I Individual	
	F LAND T 1 FARMLAND 100% Alberta School Foundation Fund Taxable Total:	10,880
2721000	NE-26-22-21-4 160.00 Acres I Individual	
	F LAND T 1 FARMLAND 100% Alberta School Foundation Fund Taxable Total:	25,890



2019 Assessment Roll (Valuation Date 1-July, 2019) 2020 Taxation Year, Wheatland County

Assessment Year: 2019
Tax Year: 2020

Roll	Legal Address					Total
2722000	NW-26-22-21-4	160.00 Acres			I Individual	
	F LAND		T 1 FARMLAND		Taxable Total:	29,950
			100% Alberta School Foundation Fund			
2723000	SE-26-22-21-4	160.00 Acres			I Individual	
	F LAND		T 1 FARMLAND		Taxable Total:	30,230
			100% Alberta School Foundation Fund			
2724000	SW-26-22-21-4	160.00 Acres			I Individual	
	F LAND		T 1 FARMLAND		Taxable Total:	32,470
			100% Alberta School Foundation Fund			
2725000	NE-27-22-21-4	160.00 Acres			I Individual	
	F LAND		T 1 FARMLAND		Taxable Total:	32,570
			100% Alberta School Foundation Fund			
2726000	NW-27-22-21-4	160.00 Acres			I Individual	
	F LAND		T 1 FARMLAND		Taxable Total:	40,210
			100% Alberta School Foundation Fund			
2727000	SE-27-22-21-4	158.87 Acres			I Individual	
	F LAND		T 1 FARMLAND		Taxable Total:	31,640
			100% Alberta School Foundation Fund			
2728000	SW-27-22-21-4	150.95 Acres			I Individual	
	F LAND		T 1 FARMLAND		Taxable Total:	32,800
			100% Alberta School Foundation Fund			
2728010	1014049 1 1 SW-27-22-21-4	9.05 Acres			SW CORNER Brassard's Greenhouse	
	224005 RGE RD 213				I Individual	
	F LAND & IMPROVEMENTS		T 1 FARMLAND			640
	R		T 103 RESIDENTIAL LAND & IMPROVEMENTS			126,360
	NR		T 105 NON-RESEIDENTIAL LAND & IMPROVEMENTS			12,090
					Taxable Total:	139,090
	R		E 901 RURAL RESIDENCE EXEMPTION (RAP)			61,540
					Totals:	200,630



2019 Assessment Roll (Valuation Date 1-July, 2019) 2020 Taxation Year, Wheatland County

Assessment Year: 2019
Tax Year: 2020

Roll	Legal Address	100% Alberta School Foundation Fund			Total
2729000	NE-28-22-21-4 155.00 Acres				
		I Individual			
	F LAND	T 1 FARMLAND	Taxable Total:		36,840
		100% Alberta School Foundation Fund			
2729010	9812088 1 NE-28-22-21-4 5.00 Acres 224054 RGE RD 213	NORTHEAST CORNER OF LSD 1			
		I Individual			
	R LAND & IMPROVEMENTS	T 103 RESIDENTIAL LAND & IMPROVEMENTS	Taxable Total:		230,500
		100% Alberta School Foundation Fund			
2730000	NW-28-22-21-4 159.00 Acres 224045B HWY 842				
		I Individual			
	F LAND & IMPROVEMENTS	T 1 FARMLAND			28,490
	R	T 103 RESIDENTIAL LAND & IMPROVEMENTS			694,090
		Taxable Total:			722,580
	R	E 901 RURAL RESIDENCE EXEMPTION (RAP)			92,310
		100% Alberta School Foundation Fund			
		Totals:			814,890
2731000	SE-28-22-21-4 160.00 Acres				
		I Individual			
	F LAND	T 1 FARMLAND	Taxable Total:		32,170
		100% Alberta School Foundation Fund			
2732000	SW-28-22-21-4 159.00 Acres				
		I Individual			
	F LAND	T 1 FARMLAND	Taxable Total:		29,480
		100% Alberta School Foundation Fund			
2733000	NE-29-22-21-4 159.00 Acres				
		I Individual			
	F LAND	T 1 FARMLAND	Taxable Total:		35,410
		100% Alberta School Foundation Fund			
2734000	NW-29-22-21-4 160.00 Acres				
		I Individual			
	F LAND	T 1 FARMLAND	Taxable Total:		39,240
		100% Alberta School Foundation Fund			
2735000	SE-29-22-21-4 159.00 Acres				
		I Individual			
	F LAND	T 1 FARMLAND	Taxable Total:		38,810
		100% Alberta School Foundation Fund			



2019 Assessment Roll (Valuation Date 1-July, 2019) 2020 Taxation Year, Wheatland County

Assessment Year: 2019
Tax Year: 2020

Roll	Legal Address	Total
2736000	SW-29-22-21-4 160.00 Acres	
	I Individual	
	F LAND T 1 FARMLAND 100% Alberta School Foundation Fund	Taxable Total: 39,240
2737000	NE-30-22-21-4 160.00 Acres	
	C Corporation	
	F LAND T 1 FARMLAND 100% Alberta School Foundation Fund	Taxable Total: 39,750
2738000	NW-30-22-21-4 160.00 Acres	
	C Corporation	
	F LAND T 1 FARMLAND 100% Alberta School Foundation Fund	Taxable Total: 38,730
2739000	SE-30-22-21-4 160.00 Acres	
	C Corporation	
	F LAND T 1 FARMLAND 100% Alberta School Foundation Fund	Taxable Total: 38,870
2740000	SW-30-22-21-4 160.00 Acres	
	C Corporation	
	F LAND T 1 FARMLAND 100% Alberta School Foundation Fund	Taxable Total: 39,750
2741000	NE-31-22-21-4 159.00 Acres	
	I Individual	
	F LAND T 1 FARMLAND 100% Alberta School Foundation Fund	Taxable Total: 39,280
2742000	NW-31-22-21-4 155.91 Acres	
	I Individual	
	F LAND T 1 FARMLAND 100% Alberta School Foundation Fund	Taxable Total: 33,740
2742010	9411663 RW 22 NW-31-22-21-4 3.09 Acres	
	I Individual	
	NR LAND E 167 WESTERN IRRIGATION DIST EXEMPT 100% Alberta School Foundation Fund	Exempt Total: 3,300
2743000	SE-31-22-21-4 160.00 Acres	
	I Individual	
	F LAND T 1 FARMLAND	Taxable Total: 37,690



2019 Assessment Roll (Valuation Date 1-July, 2019) 2020 Taxation Year, Wheatland County

Assessment Year: 2019
Tax Year: 2020

Roll	Legal Address						Total
			100% Alberta School Foundation Fund				
2744000	SW-31-22-21-4	160.00 Acres					
			I Individual				
	F	LAND	T	1	FARMLAND	Taxable Total:	36,230
			100% Alberta School Foundation Fund				
2745000	NE-32-22-21-4	154.38 Acres					
			I Individual				
	F	LAND	T	1	FARMLAND	Taxable Total:	22,650
			100% Alberta School Foundation Fund				
2745010	N -32-22-21-4	9.05 Acres					
			I Individual				
	NR	LAND	E	167	WESTERN IRRIGATION DIST EXEMPT	Exempt Total:	85,930
			100% Alberta School Foundation Fund				
2746000	NW-32-22-21-4	155.57 Acres					
	214051A TWP RD 230		I Individual				
	F	LAND & IMPROVEMENTS	T	1	FARMLAND		32,350
	R		T	103	RESIDENTIAL LAND & IMPROVEMENTS		395,890
			Taxable Total:				428,240
	R		E	901	RURAL RESIDENCE EXEMPTION (RAP)		92,310
	R		E	903	FARM BUILDING EXEMPT		22,000
			100% Alberta School Foundation Fund				
			Exempt Total:				114,310
			Totals:				542,550
2747000	SE-32-22-21-4	159.00 Acres					
			I Individual				
	F	LAND	T	1	FARMLAND	Taxable Total:	32,350
			100% Alberta School Foundation Fund				
2748000	SW-32-22-21-4	160.00 Acres					
			I Individual				
	F	LAND	T	1	FARMLAND	Taxable Total:	33,270
			100% Alberta School Foundation Fund				
2749000	NE-33-22-21-4	76.94 Acres					
	213011 TWP RD 230		EAST HALF				
			I Individual				
	F	LAND & IMPROVEMENTS	T	1	FARMLAND		14,550
	R		T	103	RESIDENTIAL LAND & IMPROVEMENTS		232,600
			Taxable Total:				247,150
	R		E	901	RURAL RESIDENCE EXEMPTION (RAP)		29,300
			Totals:				276,450



2019 Assessment Roll (Valuation Date 1-July, 2019) 2020 Taxation Year, Wheatland County

Assessment Year: 2019
Tax Year: 2020

Roll	Legal Address	100% Alberta School Foundation Fund				Total
2750000	NE-33-22-21-4 76.85 Acres	WEST HALF-LSD 10 & 15 I Individual				
	F LAND	T 1	FARMLAND	Taxable Total:		14,750
		100% Alberta School Foundation Fund				
2751000	NW-33-22-21-4 148.62 Acres	I Individual				
	F LAND	T 1	FARMLAND	Taxable Total:		26,550
		100% Alberta School Foundation Fund				
2752000	SE-33-22-21-4 160.00 Acres	I Individual				
	F LAND	T 1	FARMLAND	Taxable Total:		37,140
		100% Alberta School Foundation Fund				
2753000	SW-33-22-21-4 159.00 Acres	I Individual				
	F LAND	T 1	FARMLAND	Taxable Total:		37,130
		100% Alberta School Foundation Fund				
2754000	NE-34-22-21-4 160.00 Acres 212001 TWP RD 230	Core Vet Mobile Services I Individual				
	F LAND & IMPROVEMENTS	T 1	FARMLAND			21,240
	R	T 103	RESIDENTIAL LAND & IMPROVEMENTS			336,260
	NR	T 105	NON-RESEIDENTIAL LAND & IMPROVEMENTS			53,500
		Taxable Total:				411,000
	R	E 901	RURAL RESIDENCE EXEMPTION (RAP)			45,240
	R	E 903	FARM BUILDING EXEMPT			152,400
		100% Alberta School Foundation Fund				
		Exempt Total:				197,640
		Totals:				608,640
2755000	NW-34-22-21-4 133.40 Acres	I Individual				
	F LAND	T 1	FARMLAND	Taxable Total:		24,000
		100% Alberta School Foundation Fund				
2755010	0210889 1 1 NW-34-22-21-4 21.43 Acres 225077 RGE RD 213	NORTHWEST CORNER, N OF CANAL I Individual				
	F LAND & IMPROVEMENTS	T 1	FARMLAND			1,560
	R	T 103	RESIDENTIAL LAND & IMPROVEMENTS			234,740
		Taxable Total:				236,300
	R	E 901	RURAL RESIDENCE EXEMPTION (RAP)			1,560



2019 Assessment Roll (Valuation Date 1-July, 2019) 2020 Taxation Year, Wheatland County

Assessment Year: 2019
Tax Year: 2020

Roll	Legal Address					Total
			100% Alberta School Foundation Fund	Totals:		237,860
2756000	SE-34-22-21-4	160.00 Acres		I Individual		
	F LAND		T 1 FARMLAND	Taxable Total:		33,020
			100% Alberta School Foundation Fund			
2757000	SW-34-22-21-4	155.01 Acres		I Individual		
	F LAND		T 1 FARMLAND	Taxable Total:		32,540
			100% Alberta School Foundation Fund			
2757010	0912845 1 1 SW-34-22-21-4	4.99 Acres		LSD 4 SW PART		
				I Individual		
	F LAND		T 1 FARMLAND	Taxable Total:		830
			100% Alberta School Foundation Fund			
2758000	NE-35-22-21-4	160.00 Acres		I Individual		
	F LAND		T 1 FARMLAND	Taxable Total:		9,900
			100% Alberta School Foundation Fund			
2759000	NW-35-22-21-4	160.00 Acres		I Individual		
	F LAND		T 1 FARMLAND	Taxable Total:		9,900
			100% Alberta School Foundation Fund			
2760000	SE-35-22-21-4	160.00 Acres		I Individual		
	F LAND		T 1 FARMLAND	Taxable Total:		9,900
			100% Alberta School Foundation Fund			
2761000	SW-35-22-21-4	160.00 Acres		I Individual		
	F LAND		T 1 FARMLAND	Taxable Total:		10,420
			100% Alberta School Foundation Fund			
2762000	NE-36-22-21-4	159.00 Acres		C Corporation		
	F LAND		T 1 FARMLAND	Taxable Total:		30,930
			100% Alberta School Foundation Fund			
2763000	NW-36-22-21-4	159.00 Acres		I Individual		



2019 Assessment Roll (Valuation Date 1-July, 2019) 2020 Taxation Year, Wheatland County

Assessment Year: 2019
Tax Year: 2020

Roll	Legal Address					Total
	F	LAND	T	1	FARMLAND	Taxable Total: 29,370
					100% Alberta School Foundation Fund	
2764000	SE-36-22-21-4	160.00 Acres				I Individual
	F	LAND	T	1	FARMLAND	Taxable Total: 31,140
					100% Alberta School Foundation Fund	
2765000	SW-36-22-21-4	160.00 Acres				C Corporation
	F	LAND	T	1	FARMLAND	Taxable Total: 27,760
					100% Alberta School Foundation Fund	
2770100	2124U 2 1,2	SE-5-22-21-4 13,000 Sq. Feet				M Municipal
	NR	LAND	E	155	WHEATLAND COUNTY EXEMPT	Exempt Total: 3,940
					100% Alberta School Foundation Fund	
2770102	2124U 2 3-5	SE-5-22-21-4 19,500 Sq. Feet				M Municipal
	NR	LAND	E	155	WHEATLAND COUNTY EXEMPT	Exempt Total: 5,940
					100% Alberta School Foundation Fund	
2770105	2124U 2 6	SE-5-22-21-4 6,500 Sq. Feet				M Municipal
	NR	LAND	E	155	WHEATLAND COUNTY EXEMPT	Exempt Total: 3,300
					100% Alberta School Foundation Fund	
2770106	2124U 2 7,8	SE-5-22-21-4 13,000 Sq. Feet				M Municipal
	NR	LAND	E	155	WHEATLAND COUNTY EXEMPT	Exempt Total: 3,960
					100% Alberta School Foundation Fund	
2770108	2124U 2 9,10	SE-5-22-21-4 13,000 Sq. Feet				M Municipal
	NR	LAND	E	155	WHEATLAND COUNTY EXEMPT	Exempt Total: 3,960
					100% Alberta School Foundation Fund	
2770110	2124U 2 11,12	SE-5-22-21-4 13,000 Sq. Feet				M Municipal
	NR	LAND	E	155	WHEATLAND COUNTY EXEMPT	Exempt Total: 2,470
					100% Alberta School Foundation Fund	



2019 Assessment Roll (Valuation Date 1-July, 2019) 2020 Taxation Year, Wheatland County

Assessment Year: 2019
Tax Year: 2020

Roll	Legal Address						Total
2770112	2124U 2 13,14	SE-5-22-21-4	13,000 Sq. Feet			M Municipal	
	NR	LAND		E 155	WHEATLAND COUNTY EXEMPT 100% Alberta School Foundation Fund	Exempt Total:	2,470
2770114	2124U 2 15,16	SE-5-22-21-4	13,000 Sq. Feet			M Municipal	
	NR	LAND		E 155	WHEATLAND COUNTY EXEMPT 100% Alberta School Foundation Fund	Exempt Total:	2,470
2770116	2124U 2 17,18	SE-5-22-21-4	13,000 Sq. Feet			M Municipal	
	NR	LAND		E 155	WHEATLAND COUNTY EXEMPT 100% Alberta School Foundation Fund	Exempt Total:	2,470
2770118	2124U 2 19,20	SE-5-22-21-4	13,000 Sq. Feet			M Municipal	
	NR	LAND		E 155	WHEATLAND COUNTY EXEMPT 100% Alberta School Foundation Fund	Exempt Total:	990
2770120	2124U 3 1-3	SE-5-22-21-4	19,500 Sq. Feet			M Municipal	
	NR	LAND		E 155	WHEATLAND COUNTY EXEMPT 100% Alberta School Foundation Fund	Exempt Total:	2,970
2770123	2124U 3 4	SE-5-22-21-4	6,500 Sq. Feet			M Municipal	
	NR	LAND		E 155	WHEATLAND COUNTY EXEMPT 100% Alberta School Foundation Fund	Exempt Total:	1,650
2770124	2124U 3 5,6	SE-5-22-21-4	13,000 Sq. Feet			M Municipal	
	NR	LAND		E 155	WHEATLAND COUNTY EXEMPT 100% Alberta School Foundation Fund	Exempt Total:	7,920
2770126	2124U 3 7,8	SE-5-22-21-4	13,000 Sq. Feet			M Municipal	
	NR	LAND		E 155	WHEATLAND COUNTY EXEMPT 100% Alberta School Foundation Fund	Exempt Total:	7,920
2770128	2124U 3 9,10	SE-5-22-21-4	13,000 Sq. Feet			M Municipal	
	NR	LAND		E 155	WHEATLAND COUNTY EXEMPT	Exempt Total:	7,920



2019 Assessment Roll (Valuation Date 1-July, 2019) 2020 Taxation Year, Wheatland County

Assessment Year: 2019
Tax Year: 2020

Roll	Legal Address						Total
	100% Alberta School Foundation Fund						
2770130	2124U 3 11	SE-5-22-21-4	6,500 Sq. Feet				
	104 3 ST					I Individual	
	R	LAND & IMPROVEMENTS		T 103	RESIDENTIAL LAND & IMPROVEMENTS	Taxable Total:	87,800
	100% Alberta School Foundation Fund						
2770131	2124U 3 12	SE-5-22-21-4	6,500 Sq. Feet				
						I Individual	
	R	LAND		T 104	RESIDENTIAL VACANT LAND	Taxable Total:	1,600
	100% Alberta School Foundation Fund						
2770132	2124U 3 13,14	SE-5-22-21-4	13,000 Sq. Feet				
						M Municipal	
	NR	LAND		E 155	WHEATLAND COUNTY EXEMPT	Exempt Total:	2,470
	100% Alberta School Foundation Fund						
2770134	2124U 3 15,16	SE-5-22-21-4	13,000 Sq. Feet				
						M Municipal	
	NR	LAND		E 155	WHEATLAND COUNTY EXEMPT	Exempt Total:	2,470
	100% Alberta School Foundation Fund						
2770136	2124U 3 17,18	SE-5-22-21-4	13,000 Sq. Feet				
						M Municipal	
	NR	LAND		E 155	WHEATLAND COUNTY EXEMPT	Exempt Total:	2,470
	100% Alberta School Foundation Fund						
2770138	2124U 3 19,20	SE-5-22-21-4	13,000 Sq. Feet				
						M Municipal	
	NR	LAND		E 155	WHEATLAND COUNTY EXEMPT	Exempt Total:	2,470
	100% Alberta School Foundation Fund						
2770141	2124U 4 1-3	SE-5-22-21-4	19,500 Sq. Feet				
	212 1 AVE					CLUNY FIRE HALL C Corporation	
	NR	LAND & IMPROVEMENTS		E 155	WHEATLAND COUNTY EXEMPT	Exempt Total:	111,080
	100% Alberta School Foundation Fund						
2770142	2124U 4 4-6	SE-5-22-21-4	19,500 Sq. Feet				
	208 1 AVE					M Municipal	
	NR	LAND		E 155	WHEATLAND COUNTY EXEMPT	Exempt Total:	11,880
	100% Alberta School Foundation Fund						
2770145	2124U 4 7,8	SE-5-22-21-4	13,000 Sq. Feet				
	204 1 AVE					M Municipal	



2019 Assessment Roll (Valuation Date 1-July, 2019) 2020 Taxation Year, Wheatland County

Assessment Year: 2019
Tax Year: 2020

Roll	Legal Address					Total
	NR	LAND		E 155 WHEATLAND COUNTY EXEMPT 100% Alberta School Foundation Fund	Exempt Total:	9,860
2770147	2124U 4 9,10 200 1 AVE	SE-5-22-21-4 13,000 Sq. Feet			I Individual	
	R	LAND & IMPROVEMENTS		T 103 RESIDENTIAL LAND & IMPROVEMENTS 100% Alberta School Foundation Fund	Taxable Total:	13,300
2770149	2124U 4 11 201 2 AVE	SE-5-22-21-4 6,500 Sq. Feet			I Individual	
	R	LAND & IMPROVEMENTS		T 103 RESIDENTIAL LAND & IMPROVEMENTS 100% Alberta School Foundation Fund	Taxable Total:	78,800
2770150	2124U 4 12 205 2 AVE	SE-5-22-21-4 6,500 Sq. Feet			I Individual	
	R	LAND		T 104 RESIDENTIAL VACANT LAND 100% Alberta School Foundation Fund	Taxable Total:	6,600
2770151	2124U 4 13 209 2 AVE	SE-5-22-21-4 6,500 Sq. Feet			C Corporation	
	R	LAND & IMPROVEMENTS		T 103 RESIDENTIAL LAND & IMPROVEMENTS 100% Alberta School Foundation Fund	Taxable Total:	200,300
2770152	2124U 4 14 213 2 AVE	SE-5-22-21-4 6,500 Sq. Feet			I Individual	
	R	LAND & IMPROVEMENTS		T 103 RESIDENTIAL LAND & IMPROVEMENTS 100% Alberta School Foundation Fund	Taxable Total:	164,500
2770153	2124U 4 15 217 2 AVE	SE-5-22-21-4 6,500 Sq. Feet			I Individual	
	R	LAND & IMPROVEMENTS		T 103 RESIDENTIAL LAND & IMPROVEMENTS 100% Alberta School Foundation Fund	Taxable Total:	11,000
2770154	2124U 4 16 221 2 AVE	SE-5-22-21-4 6,500 Sq. Feet			I Individual	
	R	LAND		T 104 RESIDENTIAL VACANT LAND 100% Alberta School Foundation Fund	Taxable Total:	6,600
2770155	2124U 4 17 225 2 AVE	SE-5-22-21-4 6,500 Sq. Feet			I Individual	
	R	LAND & IMPROVEMENTS		T 103 RESIDENTIAL LAND & IMPROVEMENTS 100% Alberta School Foundation Fund	Taxable Total:	16,400



2019 Assessment Roll (Valuation Date 1-July, 2019) 2020 Taxation Year, Wheatland County

Assessment Year: 2019
Tax Year: 2020

Roll	Legal Address	Total
2770156	2124U 4 18-20 SE-5-22-21-4 19,500 Sq. Feet 229 2 AVE I Individual	
	R LAND & IMPROVEMENTS T 103 RESIDENTIAL LAND & IMPROVEMENTS 100% Alberta School Foundation Fund Taxable Total:	89,900
2770159	632AF 5 1-3 SE-5-22-21-4 22,350 Sq. Feet 105 2 ST Pete s Bakery & Confectionary Store C Corporation	
	NR LAND & IMPROVEMENTS T 105 NON-RESEIDENTIAL LAND & IMPROVEMENTS 100% Alberta School Foundation Fund Taxable Total:	133,020
2770161	632AF 5 4 SE-5-22-21-4 8,725 Sq. Feet 116 1 AVE C Corporation	
	NR LAND E 155 WHEATLAND COUNTY EXEMPT 100% Alberta School Foundation Fund Exempt Total:	5,540
2770162	632AF 5 5,6 SE-5-22-21-4 19,400 Sq. Feet 112 1 AVE I Individual	
	R LAND & IMPROVEMENTS T 103 RESIDENTIAL LAND & IMPROVEMENTS 100% Alberta School Foundation Fund Taxable Total:	62,200
2770164	632AF 5 7 SE-5-22-21-4 10,675 Sq. Feet 104 1 AVE I Individual	
	R LAND & IMPROVEMENTS T 103 RESIDENTIAL LAND & IMPROVEMENTS 100% Alberta School Foundation Fund Taxable Total:	35,100
2770165	632AF 5 8 SE-5-22-21-4 11,895 Sq. Feet 100 1 ST I Individual	
	R LAND T 104 RESIDENTIAL VACANT LAND 100% Alberta School Foundation Fund Taxable Total:	9,500
2770166	632AF 5 9 SE-5-22-21-4 6,500 Sq. Feet 104 1 ST I Individual	
	R LAND & IMPROVEMENTS T 103 RESIDENTIAL LAND & IMPROVEMENTS 100% Alberta School Foundation Fund Taxable Total:	18,700
2770167	632AF 5 10,11 SE-5-22-21-4 13,000 Sq. Feet 108 1 ST I Individual	
	R LAND & IMPROVEMENTS T 103 RESIDENTIAL LAND & IMPROVEMENTS 100% Alberta School Foundation Fund Taxable Total:	62,900
2770169	632AF 5 12 SE-5-22-21-4 6,500 Sq. Feet 101 2 AVE I Individual	
	R LAND & IMPROVEMENTS T 103 RESIDENTIAL LAND & IMPROVEMENTS Taxable Total:	49,700



2019 Assessment Roll (Valuation Date 1-July, 2019) 2020 Taxation Year, Wheatland County

Assessment Year: 2019
Tax Year: 2020

Roll	Legal Address						Total
	100% Alberta School Foundation Fund						
2770170	632AF 5 13 105 2 AVE	SE-5-22-21-4	6,500 Sq. Feet			I Individual	
	R	LAND & IMPROVEMENTS		T 103	RESIDENTIAL LAND & IMPROVEMENTS	Taxable Total:	11,200
	100% Alberta School Foundation Fund						
2770171	632AF 5 14 109 2 AVE	SE-5-22-21-4	6,500 Sq. Feet			I Individual	
	R	LAND & IMPROVEMENTS		T 103	RESIDENTIAL LAND & IMPROVEMENTS	Taxable Total:	71,500
	100% Alberta School Foundation Fund						
2770172	632AF 5 15 113 2 AVE	SE-5-22-21-4	6,500 Sq. Feet			I Individual	
	R	LAND & IMPROVEMENTS		T 103	RESIDENTIAL LAND & IMPROVEMENTS	Taxable Total:	75,800
	100% Alberta School Foundation Fund						
2770173	632AF 5 16 117 2 AVE	SE-5-22-21-4	6,500 Sq. Feet			M Municipal	
	NR	LAND		E 160	TAX RECOVERY EXEMPT	Exempt Total:	6,600
	100% Alberta School Foundation Fund						
2770174	632AF 5 17 121 2 AVE	SE-5-22-21-4	6,500 Sq. Feet			M Municipal	
	NR	LAND		E 155	WHEATLAND COUNTY EXEMPT	Exempt Total:	6,600
	100% Alberta School Foundation Fund						
2770175	632AF 5 18,19 125 2 AVE	SE-5-22-21-4	13,000 Sq. Feet			I Individual	
	NR	LAND		T 105	NON-RESEIDENTIAL LAND & IMPROVEMENTS	Taxable Total:	17,060
	100% Alberta School Foundation Fund						
2770176	632AF 5 20,21 129 2 AVE	SE-5-22-21-4	13,000 Sq. Feet			I Individual	
	NR	LAND		T 105	NON-RESEIDENTIAL LAND & IMPROVEMENTS	Taxable Total:	20,060
	100% Alberta School Foundation Fund						
2770177	6658HV 6A 1 30 1 AVE	SE-5-22-21-4	6,635 Sq. Feet			I Individual	
	NR	LAND		T 105	NON-RESEIDENTIAL LAND & IMPROVEMENTS	Taxable Total:	4,010
	100% Alberta School Foundation Fund						
2770178	6658HV 6A 2 26 1 AVE	SE-5-22-21-4	7,236 Sq. Feet			I Individual	



2019 Assessment Roll (Valuation Date 1-July, 2019) 2020 Taxation Year, Wheatland County

Assessment Year: 2019
Tax Year: 2020

Roll	Legal Address					Total
	NR	LAND			T 105 NON-RESEIDENTIAL LAND & IMPROVEMENTS 100% Alberta School Foundation Fund	4,220
2770179	6658HV 6A 3 22 1 AVE	SE-5-22-21-4	7,835 Sq. Feet		I Individual	
	NR	LAND			T 105 NON-RESEIDENTIAL LAND & IMPROVEMENTS 100% Alberta School Foundation Fund	4,430
2770180	6658HV 6A 4 18 1 AVE	SE-5-22-21-4	8,435 Sq. Feet		I Individual	
	NR	LAND			T 105 NON-RESEIDENTIAL LAND & IMPROVEMENTS 100% Alberta School Foundation Fund	4,640
2770181	6658HV 6A 5 14 1 AVE	SE-5-22-21-4	9,036 Sq. Feet		I Individual	
	NR	LAND			T 105 NON-RESEIDENTIAL LAND & IMPROVEMENTS 100% Alberta School Foundation Fund	4,860
2770182	6658HV 6A 6 10 1 AVE	SE-5-22-21-4	9,636 Sq. Feet		I Individual	
	NR	LAND			T 105 NON-RESEIDENTIAL LAND & IMPROVEMENTS 100% Alberta School Foundation Fund	5,070
2770183	6658HV 6A 7 6 1 AVE	SE-5-22-21-4	9,819 Sq. Feet		I Individual	
	NR	LAND			T 105 NON-RESEIDENTIAL LAND & IMPROVEMENTS 100% Alberta School Foundation Fund	5,130
2770184	6658HV 6A 8 2 1 AVE	SE-5-22-21-4	12,312 Sq. Feet		I Individual	
	NR	LAND			T 105 NON-RESEIDENTIAL LAND & IMPROVEMENTS 100% Alberta School Foundation Fund	4,820
2770185	6658HV 6A 9 105 1 ST	SE-5-22-21-4	14,364 Sq. Feet		I Individual	
	NR	LAND			T 105 NON-RESEIDENTIAL LAND & IMPROVEMENTS 100% Alberta School Foundation Fund	6,170
2770186	8792CH 6A 10 109 1 ST	SE-5-22-21-4	12,734 Sq. Feet		I Individual	
	NR	LAND			T 105 NON-RESEIDENTIAL LAND & IMPROVEMENTS 100% Alberta School Foundation Fund	9,780



2019 Assessment Roll (Valuation Date 1-July, 2019) 2020 Taxation Year, Wheatland County

Assessment Year: 2019
Tax Year: 2020

Roll	Legal Address	Total
2770187	8792CH 6A 11 SE-5-22-21-4 11,204 Sq. Feet 113 1 ST I Individual	
	R LAND & IMPROVEMENTS T 103 RESIDENTIAL LAND & IMPROVEMENTS Taxable Total: 85,500 100% Alberta School Foundation Fund	
2770188	8792CH 6A 12,13 SE-5-22-21-4 21,057 Sq. Feet 117 1 ST I Individual	
	R LAND T 104 RESIDENTIAL VACANT LAND Taxable Total: 12,400 100% Alberta School Foundation Fund	
2770189	8792CH 6B SE-5-22-21-4 6,116 Sq. Feet 10 2 AVE I Individual	
	R LAND & IMPROVEMENTS T 103 RESIDENTIAL LAND & IMPROVEMENTS Taxable Total: 61,600 100% Alberta School Foundation Fund	
2770190	632AF 7 1 SE-5-22-21-4 6,500 Sq. Feet 201 2 ST CLUNY-POST OFFICE Cluny Post Office F Federal	
	NR LAND & IMPROVEMENTS G 174 FEDERAL GIL NON-RESIDENTIAL Grant-In-Lieu Total: 51,700 100% Alberta School Foundation Fund	
2770192	632AF 7 2,3 SE-5-22-21-4 13,000 Sq. Feet 126 2 AVE Former Restaurant I Individual	
	NR LAND & IMPROVEMENTS T 105 NON-RESEIDENTIAL LAND & IMPROVEMENTS Taxable Total: 35,290 100% Alberta School Foundation Fund	
2770194	632AF 7 4,5 SE-5-22-21-4 13,000 Sq. Feet 122 2 AVE I Individual	
	NR LAND T 105 NON-RESEIDENTIAL LAND & IMPROVEMENTS Taxable Total: 17,060 100% Alberta School Foundation Fund	
2770195	632AF 7 6 SE-5-22-21-4 6,500 Sq. Feet 116 2 AVE I Individual	
	R LAND & IMPROVEMENTS T 103 RESIDENTIAL LAND & IMPROVEMENTS Taxable Total: 9,400 100% Alberta School Foundation Fund	
2770196	632AF 7 7 SE-5-22-21-4 6,500 Sq. Feet 112 2 AVE I Individual	
	R LAND & IMPROVEMENTS T 103 RESIDENTIAL LAND & IMPROVEMENTS Taxable Total: 9,000 100% Alberta School Foundation Fund	
2770197	632AF 7 8 SE-5-22-21-4 6,500 Sq. Feet 108 2 AVE I Individual	
	R LAND & IMPROVEMENTS T 103 RESIDENTIAL LAND & IMPROVEMENTS Taxable Total: 71,400	



2019 Assessment Roll (Valuation Date 1-July, 2019) 2020 Taxation Year, Wheatland County

Assessment Year: 2019
Tax Year: 2020

Roll	Legal Address					Total
	100% Alberta School Foundation Fund					
2770198	632AF 7 9,10 200 1 ST	SE-5-22-21-4	13,000 Sq. Feet		Cluny Tam's Liquor Store I Individual	
	R	LAND & IMPROVEMENTS		T 103	RESIDENTIAL LAND & IMPROVEMENTS	41,150
	NR			T 105	NON-RESEIDENTIAL LAND & IMPROVEMENTS	82,590
	100% Alberta School Foundation Fund					Taxable Total: 123,740
2770199	632AF 7 11,12 101 3 AVE	SE-5-22-21-4	12,575 Sq. Feet		M Municipal	
	NR	LAND		E 155	WHEATLAND COUNTY EXEMPT	9,730
	100% Alberta School Foundation Fund					
2770201	632AF 7 13 105 3 AVE	SE-5-22-21-4	6,500 Sq. Feet		I Individual	
	R	LAND & IMPROVEMENTS		T 103	RESIDENTIAL LAND & IMPROVEMENTS	92,400
	100% Alberta School Foundation Fund					Taxable Total:
2770202	632AF 7 14,15 109 3 AVE	SE-5-22-21-4	13,000 Sq. Feet		I Individual	
	R	LAND & IMPROVEMENTS		T 103	RESIDENTIAL LAND & IMPROVEMENTS	96,500
	100% Alberta School Foundation Fund					Taxable Total:
2770203	632AF 7 16 113 3 AVE	SE-5-22-21-4	6,500 Sq. Feet		I Individual	
	R	LAND & IMPROVEMENTS		T 103	RESIDENTIAL LAND & IMPROVEMENTS	48,600
	100% Alberta School Foundation Fund					Taxable Total:
2770204	632AF 7 17,18 117 3 AVE	SE-5-22-21-4	13,000 Sq. Feet		I Individual	
	R	LAND & IMPROVEMENTS		T 103	RESIDENTIAL LAND & IMPROVEMENTS	90,900
	100% Alberta School Foundation Fund					Taxable Total:
2770205	632AF 7 19,20 209 2 ST	SE-5-22-21-4	6,500 Sq. Feet		North 1/2 I Individual	
	R	LAND & IMPROVEMENTS		T 103	RESIDENTIAL LAND & IMPROVEMENTS	73,400
	100% Alberta School Foundation Fund					Taxable Total:
2770206	632AF 7 19,20 205 2 ST	SE-5-22-21-4	6,500 Sq. Feet		South 1/2 I Individual	
	R	LAND & IMPROVEMENTS		T 103	RESIDENTIAL LAND & IMPROVEMENTS	50,900
	100% Alberta School Foundation Fund					Taxable Total:



2019 Assessment Roll (Valuation Date 1-July, 2019) 2020 Taxation Year, Wheatland County

Assessment Year: 2019
Tax Year: 2020

Roll	Legal Address					Total
2770210	2124U 8 1-3	SE-5-22-21-4	19,500 Sq. Feet		I Individual	
	230 2 AVE					
	R	LAND & IMPROVEMENTS	T 103	RESIDENTIAL LAND & IMPROVEMENTS	Taxable Total:	83,300
				100% Alberta School Foundation Fund		
2770212	2124U 8 4,5	SE-5-22-21-4	13,000 Sq. Feet		I Individual	
	222 2 AVE					
	R	LAND	T 104	RESIDENTIAL VACANT LAND	Taxable Total:	9,900
				100% Alberta School Foundation Fund		
2770214	2124U 8 6,7	SE-5-22-21-4	13,000 Sq. Feet		I Individual	
	214 2 AVE					
	R	LAND	T 104	RESIDENTIAL VACANT LAND	Taxable Total:	9,900
				100% Alberta School Foundation Fund		
2770216	2124U 8 8,9	SE-5-22-21-4	13,000 Sq. Feet		I Individual	
	204 2 AVE					
	R	LAND & IMPROVEMENTS	T 103	RESIDENTIAL LAND & IMPROVEMENTS	Taxable Total:	204,400
				100% Alberta School Foundation Fund		
2770217	2124U 8 10	SE-5-22-21-4	6,500 Sq. Feet		I Individual	
	200 2 AVE					
	R	LAND	T 104	RESIDENTIAL VACANT LAND	Taxable Total:	6,600
				100% Alberta School Foundation Fund		
2770219	2124U 8 11-14	SE-5-22-21-4	26,000 Sq. Feet		I Individual	
	208 2 ST					
	R	LAND & IMPROVEMENTS	T 103	RESIDENTIAL LAND & IMPROVEMENTS	Taxable Total:	315,900
				100% Alberta School Foundation Fund		
2770221	2124U 8 15-20	SE-5-22-21-4	39,000 Sq. Feet		C Corporation	
	205 3 ST					
	R	LAND	T 104	RESIDENTIAL VACANT LAND	Taxable Total:	17,900
				100% Alberta School Foundation Fund		
2770227	2124U 9 1,2	SE-5-22-21-4	13,000 Sq. Feet		M Municipal	
	NR	LAND	E 155	WHEATLAND COUNTY EXEMPT	Exempt Total:	2,470
				100% Alberta School Foundation Fund		
2770229	2124U 9 3,4	SE-5-22-21-4	13,000 Sq. Feet		M Municipal	
	NR	LAND	E 155	WHEATLAND COUNTY EXEMPT	Exempt Total:	2,470



2019 Assessment Roll (Valuation Date 1-July, 2019) 2020 Taxation Year, Wheatland County

Assessment Year: 2019
Tax Year: 2020

Roll	Legal Address	Total
100% Alberta School Foundation Fund		
2770231	2124U 9 5,6 SE-5-22-21-4 13,000 Sq. Feet	M Municipal
	NR LAND E 155 WHEATLAND COUNTY EXEMPT	Exempt Total: 2,470
100% Alberta School Foundation Fund		
2770233	2124U 9 7,8 SE-5-22-21-4 13,000 Sq. Feet	M Municipal
	NR LAND E 155 WHEATLAND COUNTY EXEMPT	Exempt Total: 2,470
100% Alberta School Foundation Fund		
2770235	2124U 9 9,10 SE-5-22-21-4 13,000 Sq. Feet 200 3 ST	I Individual
	R LAND & IMPROVEMENTS T 103 RESIDENTIAL LAND & IMPROVEMENTS	Taxable Total: 154,000
100% Alberta School Foundation Fund		
2770236	2124U 9 11,12 SE-5-22-21-4 13,000 Sq. Feet	M Municipal
	NR LAND E 155 WHEATLAND COUNTY EXEMPT	Exempt Total: 7,920
100% Alberta School Foundation Fund		
2770238	2124U 9 13 SE-5-22-21-4 6,500 Sq. Feet	I Individual
	R LAND T 104 RESIDENTIAL VACANT LAND	Taxable Total: 1,600
100% Alberta School Foundation Fund		
2770239	2124U 9 14-16 SE-5-22-21-4 19,500 Sq. Feet	M Municipal
	NR LAND E 155 WHEATLAND COUNTY EXEMPT	Exempt Total: 2,970
100% Alberta School Foundation Fund		
2770242	2124U 9 17,18 SE-5-22-21-4 13,000 Sq. Feet	M Municipal
	NR LAND E 155 WHEATLAND COUNTY EXEMPT	Exempt Total: 2,470
100% Alberta School Foundation Fund		
2770244	2124U 9 19,20 SE-5-22-21-4 13,000 Sq. Feet	M Municipal
	NR LAND E 155 WHEATLAND COUNTY EXEMPT	Exempt Total: 2,470
100% Alberta School Foundation Fund		
2770246	2124U 10 1,2 SE-5-22-21-4 13,000 Sq. Feet	M Municipal



2019 Assessment Roll (Valuation Date 1-July, 2019) 2020 Taxation Year, Wheatland County

Assessment Year: 2019
Tax Year: 2020

Roll	Legal Address					Total
	NR	LAND	E	155	WHEATLAND COUNTY EXEMPT 100% Alberta School Foundation Fund	Exempt Total: 2,470
2770248	2124U 10 3,4	SE-5-22-21-4	13,000 Sq. Feet			M Municipal
	NR	LAND	E	155	WHEATLAND COUNTY EXEMPT 100% Alberta School Foundation Fund	Exempt Total: 2,470
2770250	2124U 10 5,6	SE-5-22-21-4	13,000 Sq. Feet			M Municipal
	NR	LAND	E	155	WHEATLAND COUNTY EXEMPT 100% Alberta School Foundation Fund	Exempt Total: 2,470
2770252	2124U 10 7,8	SE-5-22-21-4	13,000 Sq. Feet			M Municipal
	NR	LAND	E	155	WHEATLAND COUNTY EXEMPT 100% Alberta School Foundation Fund	Exempt Total: 2,470
2770254	2124U 10 9,10	SE-5-22-21-4	13,000 Sq. Feet			M Municipal
	NR	LAND	E	155	WHEATLAND COUNTY EXEMPT 100% Alberta School Foundation Fund	Exempt Total: 2,470
2770256	2124U 10 11,12	SE-5-22-21-4	13,000 Sq. Feet			M Municipal
	NR	LAND	E	155	WHEATLAND COUNTY EXEMPT 100% Alberta School Foundation Fund	Exempt Total: 2,470
2770258	2124U 10 13,14	SE-5-22-21-4	13,000 Sq. Feet			M Municipal
	NR	LAND	E	155	WHEATLAND COUNTY EXEMPT 100% Alberta School Foundation Fund	Exempt Total: 2,470
2770260	2124U 10 15,16	SE-5-22-21-4	13,000 Sq. Feet			M Municipal
	NR	LAND	E	155	WHEATLAND COUNTY EXEMPT 100% Alberta School Foundation Fund	Exempt Total: 2,470
2770262	2124U 10 17,18	SE-5-22-21-4	13,000 Sq. Feet			M Municipal
	NR	LAND	E	155	WHEATLAND COUNTY EXEMPT 100% Alberta School Foundation Fund	Exempt Total: 2,470



2019 Assessment Roll (Valuation Date 1-July, 2019) 2020 Taxation Year, Wheatland County

Assessment Year: 2019
Tax Year: 2020

Roll	Legal Address	Total
2770264	2124U 10 19,20 SE-5-22-21-4 13,000 Sq. Feet	
	M Municipal	
	NR LAND E 155 WHEATLAND COUNTY EXEMPT 100% Alberta School Foundation Fund	Exempt Total: 2,470
2770266	8792CH 11 1 SE-5-22-21-4 15,000 Sq. Feet 301 2 ST	Northwesterly 150 feet Former Cluny Hall M Municipal
	NR LAND E 155 WHEATLAND COUNTY EXEMPT 100% Alberta School Foundation Fund	Exempt Total: 10,480
2770267	8792CH 11 2 SE-5-22-21-4 0.78 Acres 305 2 ST	I Individual
	R LAND & IMPROVEMENTS T 103 RESIDENTIAL LAND & IMPROVEMENTS R E 903 FARM BUILDING EXEMPT 100% Alberta School Foundation Fund	98,500 8,110 Totals: 106,610
2770269	8792CH 11 3,4 SE-5-22-21-4 20,371 Sq. Feet	NW PART OF 4 COVERED BY ROAD I Individual
	R LAND T 104 RESIDENTIAL VACANT LAND 100% Alberta School Foundation Fund	Taxable Total: 12,100
2770270	8792CH 11 3 SE-5-22-21-4 14,400 Sq. Feet 309 2 ST	I Individual
	R LAND & IMPROVEMENTS T 103 RESIDENTIAL LAND & IMPROVEMENTS 100% Alberta School Foundation Fund	Taxable Total: 24,300
2770271	8792CH 11 4 SE-5-22-21-4 10,712 Sq. Feet 313 2 ST	I Individual
	R LAND & IMPROVEMENTS T 103 RESIDENTIAL LAND & IMPROVEMENTS 100% Alberta School Foundation Fund	Taxable Total: 191,400
2770273	8792CH 11 5 SE-5-22-21-4 15,108 Sq. Feet 317 2 ST	I Individual
	R LAND & IMPROVEMENTS T 103 RESIDENTIAL LAND & IMPROVEMENTS 100% Alberta School Foundation Fund	Taxable Total: 196,100
2770274	8792CH 11 6 SE-5-22-21-4 11,305 Sq. Feet 321 2 ST	I Individual
	R LAND & IMPROVEMENTS T 103 RESIDENTIAL LAND & IMPROVEMENTS 100% Alberta School Foundation Fund	Taxable Total: 119,000
2770275	8792CH 12 1 SE-5-22-21-4 25,000 Sq. Feet 200 3 AVE	I Individual



2019 Assessment Roll (Valuation Date 1-July, 2019) 2020 Taxation Year, Wheatland County

Assessment Year: 2019
Tax Year: 2020

Roll	Legal Address					Total
	R	LAND & IMPROVEMENTS		T 103	RESIDENTIAL LAND & IMPROVEMENTS 100% Alberta School Foundation Fund	Taxable Total: 116,300
2770276	8792CH 12 2	SE-5-22-21-4	25,000 Sq. Feet			I Individual
	304 2 ST					
	R	LAND & IMPROVEMENTS		T 103	RESIDENTIAL LAND & IMPROVEMENTS 100% Alberta School Foundation Fund	Taxable Total: 100,300
2770279	8792CH 12 3-6,8-11	SE-5-22-21-4	4.56 Acres			CLUNY COMMUNITY HALL LOTS 3-6 Cluny Community Hall (Old School)
	320 2 ST					M Municipal
	NR	LAND & IMPROVEMENTS		E 155	WHEATLAND COUNTY EXEMPT 100% Alberta School Foundation Fund	Exempt Total: 702,430
2770280	8792CH 12 7	SE-5-22-21-4	36,802 Sq. Feet			Cluny Hall Park
	324 2 ST					M Municipal
	NR	LAND		E 155	WHEATLAND COUNTY EXEMPT 100% Alberta School Foundation Fund	Exempt Total: 17,240
2770285	8792CH 12 12	SE-5-22-21-4	25,000 Sq. Feet			M Municipal
	305 3 ST					
	NR	LAND		E 155	WHEATLAND COUNTY EXEMPT 100% Alberta School Foundation Fund	Exempt Total: 10,920
2770286	8792CH 12 13	SE-5-22-21-4	25,000 Sq. Feet			M Municipal
	301 3 ST					
	NR	LAND		E 155	WHEATLAND COUNTY EXEMPT 100% Alberta School Foundation Fund	Exempt Total: 10,920
2770287	8610388 13 1	NE-5-22-21-4	1.43 Acres			I Individual
	208 4 AVE					
	R	LAND		T 104	RESIDENTIAL VACANT LAND 100% The Golden Hills Reg. Div. 15	Taxable Total: 38,300
2770288	8610388 13 2	NE-5-22-21-4	0.32 Acres			I Individual
	204 4 AVE					
	R	LAND		T 104	RESIDENTIAL VACANT LAND 100% Alberta School Foundation Fund	Taxable Total: 10,200
2770289	8610388 13 3	NE-5-22-21-4	0.28 Acres			I Individual
	200 4 AVE					
	R	LAND & IMPROVEMENTS		T 103	RESIDENTIAL LAND & IMPROVEMENTS 100% Alberta School Foundation Fund	Taxable Total: 94,300



2019 Assessment Roll (Valuation Date 1-July, 2019) 2020 Taxation Year, Wheatland County

Assessment Year: 2019
Tax Year: 2020

Roll	Legal Address				Total
2770290	8610388 13 4 NE-5-22-21-4 0.49 Acres 220048 HWY 842	I Individual			
	R LAND & IMPROVEMENTS	T 103 RESIDENTIAL LAND & IMPROVEMENTS	Taxable Total:		322,600
		100% Alberta School Foundation Fund			
2770291	8610388 13 5 NE-5-22-21-4 0.75 Acres	I Individual			
	R LAND & IMPROVEMENTS	T 103 RESIDENTIAL LAND & IMPROVEMENTS	Taxable Total:		92,000
		100% Alberta School Foundation Fund			
2770292	8792CH 14 SE-5-22-21-4 0.63 Acres 212 4 AVE	MOST EASTERLY 70 FEET I Individual			
	R LAND & IMPROVEMENTS	T 103 RESIDENTIAL LAND & IMPROVEMENTS	Taxable Total:		16,000
		100% The Golden Hills Reg. Div. 15			
2770293	8792CH 14 SE-5-22-21-4 1.79 Acres 216 4 AVE	WEST OF THE EASTERLY 70 FEET I Individual			
	R LAND & IMPROVEMENTS	T 103 RESIDENTIAL LAND & IMPROVEMENTS	Taxable Total:		143,500
		100% Alberta School Foundation Fund			
2770294	8792CH 15 SE-5-22-21-4 9.16 Acres 220052 HWY 842	I Individual			
	F LAND & IMPROVEMENTS	T 1 FARMLAND			1,190
	R	T 103 RESIDENTIAL LAND & IMPROVEMENTS			177,710
			Taxable Total:		178,900
	R	E 901 RURAL RESIDENCE EXEMPTION (RAP)			1,190
	R	E 903 FARM BUILDING EXEMPT			4,370
		100% Alberta School Foundation Fund	Exempt Total:		5,560
			Totals:		184,460
2770295	8792CH 16 SE-5-22-21-4 0.35 Acres 214013 TWP RD 220A	NORTHERLY 100' of the east.150 I Individual			
	R LAND & IMPROVEMENTS	T 103 RESIDENTIAL LAND & IMPROVEMENTS	Taxable Total:		122,300
		100% Alberta School Foundation Fund			
2770296	8792CH 16,17 SE-5-22-21-4 19.48 Acres	Excepting out .35 ac. of B:16 C Corporation			
	F LAND	T 1 FARMLAND	Taxable Total:		3,750
		100% Alberta School Foundation Fund			
2770298	8792CH 18,19 SE-5-22-21-4 14.90 Acres	I Individual			
	F LAND	T 1 FARMLAND	Taxable Total:		2,770



2019 Assessment Roll (Valuation Date 1-July, 2019) 2020 Taxation Year, Wheatland County

Assessment Year: 2019
Tax Year: 2020

Roll	Legal Address						Total	
	100% Alberta School Foundation Fund							
2770300	8792CH 20	SE-5-22-21-4	9.24 Acres				I Individual	
	F	LAND		T	1	FARMLAND	Taxable Total:	1,660
	100% Alberta School Foundation Fund							
2770301	8792CH 21	SE-5-22-21-4	4.85 Acres				EAST PORTION	
		220045 RGE RD 215					I Individual	
	R	LAND & IMPROVEMENTS		T	103	RESIDENTIAL LAND & IMPROVEMENTS	Taxable Total:	197,400
	100% Alberta School Foundation Fund							
2770302	8792CH 21	SE-5-22-21-4	4.98 Acres				WEST 1/2	
		220049 RGE RD 215					I Individual	
	R	LAND & IMPROVEMENTS		T	103	RESIDENTIAL LAND & IMPROVEMENTS	Taxable Total:	180,800
	100% Alberta School Foundation Fund							
2770303	8792CH 22,23	NW-5-22-21-4	19.77 Acres				I Individual	
		220063 RGE RD 215						
	R	LAND & IMPROVEMENTS		T	103	RESIDENTIAL LAND & IMPROVEMENTS	Taxable Total:	251,600
	100% Alberta School Foundation Fund							
2770304	8792CH R1	NW-5-22-21-4	6.55 Acres				Cluny Ball Diamonds	
							M Municipal	
	NR	LAND		E	155	WHEATLAND COUNTY EXEMPT	Exempt Total:	60,500
	100% Alberta School Foundation Fund							
2770305	8792CH 24	NW-5-22-21-4	4.17 Acres				I Individual	
		214061 TWP RD 220A						
	R	LAND & IMPROVEMENTS		T	103	RESIDENTIAL LAND & IMPROVEMENTS	Taxable Total:	276,600
	100% Alberta School Foundation Fund							
2770306	0012931 1 1	SE-5-22-21-4	1.44 Acres				ESSO BULK STATION	
							C Corporation	
	NR	LAND		T	105	NON-RESEIDENTIAL LAND & IMPROVEMENTS	Taxable Total:	23,600
	100% Alberta School Foundation Fund							
2770311	RY11	SE-5-22-21-4	18.96 Acres				CLUNY STATION GROUNDS	Station Grounds- Cluny
							C Corporation	
	NR	LAND		G	174	FEDERAL GIL NON-RESIDENTIAL	Grant-In-Lieu Total:	66,100
	100% Alberta School Foundation Fund							
2770315	8792CH 11 1	SE-5-22-21-4	25,372 Sq. Feet				I Individual	
		108 3 AVE						



2019 Assessment Roll (Valuation Date 1-July, 2019) 2020 Taxation Year, Wheatland County

Assessment Year: 2019
Tax Year: 2020

Roll	Legal Address						Total
	NR	LAND	T	105	NON-RESEIDENTIAL LAND & IMPROVEMENTS	100% Alberta School Foundation Fund	13,700
2771000	NE-1-23-21-4	0.29 Acres					
						ptn of orig.rd.allow.NE-CORNER I Individual	
	R	LAND	T	104	RESIDENTIAL VACANT LAND	100% Alberta School Foundation Fund	7,300
2772000	NE-1-23-21-4	3.20 Acres					
						ptn original rd. allowance I Individual	
	F	LAND	T	1	FARMLAND	100% Alberta School Foundation Fund	190
2773000	NE-1-23-21-4	159.69 Acres					
						C Corporation	
	F	LAND	T	1	FARMLAND	100% Alberta School Foundation Fund	32,920
2774000	NW-1-23-21-4	160.00 Acres					
						C Corporation	
	F	LAND	T	1	FARMLAND		30,970
	NR		T	105	NON-RESEIDENTIAL LAND & IMPROVEMENTS	100% Alberta School Foundation Fund	84,210
2775000	SE-1-23-21-4	159.00 Acres					
						C Corporation	
	F	LAND	T	1	FARMLAND	100% Alberta School Foundation Fund	31,380
2776000	SW-1-23-21-4	80.00 Acres					
						North Half C Corporation	
	F	LAND	T	1	FARMLAND	100% Alberta School Foundation Fund	16,560
2777000	SW-1-23-21-4	80.00 Acres					
						South Half LSD 3 & 4 M Municipal	
	NR	LAND	E	155	WHEATLAND COUNTY EXEMPT	100% Alberta School Foundation Fund	173,460
2778000	NE-2-23-21-4	156.20 Acres					
						I Individual	
	F	LAND	T	1	FARMLAND	100% Alberta School Foundation Fund	34,870



2019 Assessment Roll (Valuation Date 1-July, 2019) 2020 Taxation Year, Wheatland County

Assessment Year: 2019
Tax Year: 2020

Roll	Legal Address				Total
2779000	NW-2-23-21-4	80.02 Acres		NORTH HALF I Individual	
	F LAND		T 1 FARMLAND 100% Alberta School Foundation Fund	Taxable Total:	8,720
2780000	NW-2-23-21-4 230043 RGE RD 212	76.35 Acres		SOUTH HALF I Individual	
	F LAND & IMPROVEMENTS R		T 1 FARMLAND T 103 RESIDENTIAL LAND & IMPROVEMENTS		12,510 139,410
				Taxable Total:	151,920
	R		E 901 RURAL RESIDENCE EXEMPTION (RAP)		59,880
	R		E 903 FARM BUILDING EXEMPT		11,800
			100% Alberta School Foundation Fund	Exempt Total:	71,680
				Totals:	223,600
2781000	SE-2-23-21-4	160.00 Acres		I Individual	
	F LAND		T 1 FARMLAND 100% Alberta School Foundation Fund	Taxable Total:	35,760
2782000	SW-2-23-21-4	110.30 Acres		EAST OF CANAL I Individual	
	F LAND		T 1 FARMLAND 100% Alberta School Foundation Fund	Taxable Total:	26,890
2782500	IRR899 RW 23 SW-2-23-21-4	11.95 Acres		CANAL RIGHT OF WAY I Individual	
	NR LAND		E 167 WESTERN IRRIGATION DIST EXEMPT 100% Alberta School Foundation Fund	Exempt Total:	10,200
2783000	SW-2-23-21-4	42.54 Acres		WEST OF CANAL I Individual	
	F LAND		T 1 FARMLAND 100% Alberta School Foundation Fund	Taxable Total:	3,600
2784000	SW-2-23-21-4	0.34 Acres		W OF ROAD, ON WEST SIDE OF QRT I Individual	
	R LAND		T 104 RESIDENTIAL VACANT LAND 100% Alberta School Foundation Fund	Taxable Total:	9,100
2785000	NE-3-23-21-4	80.00 Acres		WEST HALF I Individual	
	F LAND		T 1 FARMLAND	Taxable Total:	14,070



2019 Assessment Roll (Valuation Date 1-July, 2019) 2020 Taxation Year, Wheatland County

Assessment Year: 2019
Tax Year: 2020

Roll	Legal Address					Total
	100% Alberta School Foundation Fund					
2786000	NE-3-23-21-4	80.00 Acres	EAST HALF			
			I Individual			
	F	LAND	T	1	FARMLAND	
	100% Alberta School Foundation Fund					
			Taxable Total:			14,840
2787000	NW-3-23-21-4	80.00 Acres	NORTH HALF			
	230073 HWY 842		I Individual			
	F	LAND & IMPROVEMENTS	T	1	FARMLAND	8,780
	R		T	103	RESIDENTIAL LAND & IMPROVEMENTS	180,960
			Taxable Total:			189,740
	R		E	901	RURAL RESIDENCE EXEMPTION (RAP)	61,540
	R		E	903	FARM BUILDING EXEMPT	4,400
			100% Alberta School Foundation Fund			
			Exempt Total:			65,940
			Totals:			255,680
2788000	9912908 2	W -3-23-21-4	149.94 Acres	S 1/2 OF NW & N 1/2 OF SW		
				I Individual		
	F	LAND	T	1	FARMLAND	
	100% Alberta School Foundation Fund					
			Taxable Total:			33,460
2789000	SE-3-23-21-4	157.90 Acres				
			I Individual			
	F	LAND	T	1	FARMLAND	
	100% Alberta School Foundation Fund					
			Taxable Total:			36,660
2790000	9912907 1	W -3-23-21-4	9.02 Acres	SW 6.39 & NW 2.63 ACRES		
	230025 HWY 842				I Individual	
	F	LAND & IMPROVEMENTS	T	1	FARMLAND	360
	R		T	103	RESIDENTIAL LAND & IMPROVEMENTS	277,210
			Taxable Total:			277,570
	R		E	901	RURAL RESIDENCE EXEMPTION (RAP)	61,540
	R		E	903	FARM BUILDING EXEMPT	12,150
			100% Alberta School Foundation Fund			
			Exempt Total:			73,690
			Totals:			351,260
2791000	SW-3-23-21-4	78.00 Acres	LSD 3 & 4			
			I Individual			
	F	LAND	T	1	FARMLAND	
	100% Alberta School Foundation Fund					
			Taxable Total:			17,060
2792000	NE-4-23-21-4	145.07 Acres				
			I Individual			



2019 Assessment Roll (Valuation Date 1-July, 2019) 2020 Taxation Year, Wheatland County

Assessment Year: 2019
Tax Year: 2020

Roll	Legal Address					Total
	F	LAND	T	1	FARMLAND	
					100% Alberta School Foundation Fund	Taxable Total: 31,970
2793000	NW-4-23-21-4	151.50 Acres				I Individual
	F	LAND	T	1	FARMLAND	
					100% Alberta School Foundation Fund	Taxable Total: 35,100
2794000	SE-4-23-21-4	155.96 Acres				I Individual
		213018 TWP RD 230				
	F	LAND & IMPROVEMENTS	T	1	FARMLAND	29,920
	R		T	103	RESIDENTIAL LAND & IMPROVEMENTS	334,260
						Taxable Total: 364,180
	R		E	901	RURAL RESIDENCE EXEMPTION (RAP)	61,540
					100% Alberta School Foundation Fund	Totals: 425,720
2795000	SW-4-23-21-4	145.20 Acres				I Individual
		213058 TWP RD 230				
	F	LAND & IMPROVEMENTS	T	1	FARMLAND	31,290
	R		T	103	RESIDENTIAL LAND & IMPROVEMENTS	159,730
						Taxable Total: 191,020
	R		E	901	RURAL RESIDENCE EXEMPTION (RAP)	30,770
	R		E	903	FARM BUILDING EXEMPT	27,140
					100% Alberta School Foundation Fund	Exempt Total: 57,910
						Totals: 248,930
2795010	IRR674	W -4-23-21-4 34.94 Acres				GLEICHEN DISTRIBUTARY "B" & C Corporation
	NR	LAND	E	167	WESTERN IRRIGATION DIST EXEMPT	Exempt Total: 37,270
					100% Alberta School Foundation Fund	
2796000	NE-5-23-21-4	160.00 Acres				I Individual
	F	LAND	T	1	FARMLAND	
					100% Alberta School Foundation Fund	Taxable Total: 39,750
2797000	NW-5-23-21-4	160.00 Acres				I Individual
	F	LAND	T	1	FARMLAND	
					100% Alberta School Foundation Fund	Taxable Total: 38,250
2798000	SE-5-23-21-4	151.20 Acres				Drewz RV Maintenance & Repairs
		214032 TWP RD 230				I Individual



2019 Assessment Roll (Valuation Date 1-July, 2019) 2020 Taxation Year, Wheatland County

Assessment Year: 2019
Tax Year: 2020

Roll	Legal Address				Total
	F	LAND & IMPROVEMENTS	T	1 FARMLAND	34,400
	R		T	103 RESIDENTIAL LAND & IMPROVEMENTS	310,020
	NR		T	105 NON-RESEIDENTIAL LAND & IMPROVEMENTS	46,270
				Taxable Total:	390,690
	R		E	901 RURAL RESIDENCE EXEMPTION (RAP)	92,310
				100% Alberta School Foundation Fund	Totals: 483,000
2798010	9411663	SE-5-23-21-4	8.80 Acres	CANAL RIGHT OF WAY	
				I Individual	
	NR	LAND	E	167 WESTERN IRRIGATION DIST EXEMPT	84,860
				100% Alberta School Foundation Fund	
2799000	SW-5-23-21-4	151.57 Acres		I Individual	
	F	LAND	T	1 FARMLAND	35,500
				100% Alberta School Foundation Fund	
2799010	9411663 RW 23	SW-5-23-21-4	8.43 Acres	CANAL RIGHT OF WAY	
				I Individual	
	NR	LAND	E	167 WESTERN IRRIGATION DIST EXEMPT	8,990
				100% Alberta School Foundation Fund	
2800000	NE-6-23-21-4	160.00 Acres		I Individual	
	F	LAND	T	1 FARMLAND	30,510
				100% Alberta School Foundation Fund	
2801000	NW-6-23-21-4	160.00 Acres		I Individual	
	F	LAND	T	1 FARMLAND	36,010
				100% Alberta School Foundation Fund	
2802000	SE-6-23-21-4	160.00 Acres		I Individual	
		215038 TWP RD 230			
	F	LAND & IMPROVEMENTS	T	1 FARMLAND	35,590
	R		T	103 RESIDENTIAL LAND & IMPROVEMENTS	339,660
				Taxable Total:	375,250
	R		E	901 RURAL RESIDENCE EXEMPTION (RAP)	61,540
	R		E	903 FARM BUILDING EXEMPT	21,560
				100% Alberta School Foundation Fund	83,100
				Exempt Total:	83,100
				Totals:	458,350



2019 Assessment Roll (Valuation Date 1-July, 2019) 2020 Taxation Year, Wheatland County

Assessment Year: 2019
Tax Year: 2020

Roll	Legal Address				Total
2803000	SW-6-23-21-4	156.40 Acres		I Individual	
	F LAND		T 1 FARMLAND	Taxable Total:	33,670
			100% Alberta School Foundation Fund		
2804000	NE-7-23-21-4	160.00 Acres		I Individual	
	F LAND		T 1 FARMLAND	Taxable Total:	38,370
			100% Alberta School Foundation Fund		
2805000	NW-7-23-21-4	139.49 Acres		I Individual	
	F LAND		T 1 FARMLAND	Taxable Total:	32,240
			100% Alberta School Foundation Fund		
2805010	9813143 1 NW-7-23-21-4 20.51 Acres 215049 TWP RD 232			NORTHEAST CORNER I Individual	
	F LAND & IMPROVEMENTS		T 1 FARMLAND		3,530
	R		T 103 RESIDENTIAL LAND & IMPROVEMENTS		384,720
				Taxable Total:	388,250
	R		E 901 RURAL RESIDENCE EXEMPTION (RAP)		65,110
	R		E 903 FARM BUILDING EXEMPT		104,200
			100% Alberta School Foundation Fund	Exempt Total:	169,310
				Totals:	557,560
2806000	SE-7-23-21-4	160.00 Acres		I Individual	
	F LAND		T 1 FARMLAND	Taxable Total:	30,530
			100% Alberta School Foundation Fund		
2807000	SW-7-23-21-4	160.00 Acres		I Individual	
	F LAND		T 1 FARMLAND	Taxable Total:	37,870
			100% Alberta School Foundation Fund		
2808000	NE-8-23-21-4	160.00 Acres		I Individual	
	F LAND		T 1 FARMLAND	Taxable Total:	36,420
			100% Alberta School Foundation Fund		
2809000	NW-8-23-21-4	143.20 Acres		I Individual	
	F LAND		T 1 FARMLAND	Taxable Total:	14,030



2019 Assessment Roll (Valuation Date 1-July, 2019) 2020 Taxation Year, Wheatland County

Assessment Year: 2019
Tax Year: 2020

Roll	Legal Address								Total
100% Alberta School Foundation Fund									
2809010	0710621 1 1	NW-8-23-21-4	12.53 Acres					NE CORNER, N OF ROAD I Individual	
	F	LAND & IMPROVEMENTS		T	1	FARMLAND			1,890
	R			T	103	RESIDENTIAL LAND & IMPROVEMENTS			89,910
								Taxable Total:	91,800
	R			E	901	RURAL RESIDENCE EXEMPTION (RAP)			1,890
				100% Alberta School Foundation Fund				Totals:	93,690
100% Alberta School Foundation Fund									
2810000	SE-8-23-21-4	155.00 Acres						I Individual	
	F	LAND		T	1	FARMLAND		Taxable Total:	32,670
100% Alberta School Foundation Fund									
2810010	0211195 1 1	SE-8-23-21-4	5.00 Acres					NORTHEASTERLY PORTION I Individual	
	231028 RGE RD 214								
	R	LAND & IMPROVEMENTS		T	103	RESIDENTIAL LAND & IMPROVEMENTS		Taxable Total:	296,500
				100% Alberta School Foundation Fund					
100% Alberta School Foundation Fund									
2811000	SW-8-23-21-4	160.00 Acres						I Individual	
	F	LAND		T	1	FARMLAND		Taxable Total:	27,900
				100% Alberta School Foundation Fund					
100% Alberta School Foundation Fund									
2812000	NE-9-23-21-4	154.28 Acres						I Individual	
	231044 HWY 842								
	F	LAND & IMPROVEMENTS		T	1	FARMLAND			29,840
	R			T	103	RESIDENTIAL LAND & IMPROVEMENTS			577,330
								Taxable Total:	607,170
	R			E	901	RURAL RESIDENCE EXEMPTION (RAP)			30,770
				100% Alberta School Foundation Fund				Totals:	637,940
100% Alberta School Foundation Fund									
2813000	NE-9-23-21-4	3.08 Acres						NORTHEAST CORNER I Individual	
	F	LAND		T	1	FARMLAND		Taxable Total:	190
				100% Alberta School Foundation Fund					
100% Alberta School Foundation Fund									
2814000	NW-9-23-21-4	160.00 Acres						I Individual	
	231039A RGE RD 214								
	F	LAND & IMPROVEMENTS		T	1	FARMLAND			38,700
	R			T	103	RESIDENTIAL LAND & IMPROVEMENTS			448,220
								Taxable Total:	486,920



2019 Assessment Roll (Valuation Date 1-July, 2019) 2020 Taxation Year, Wheatland County

Assessment Year: 2019
Tax Year: 2020

Roll	Legal Address					Total
	R		E	901	RURAL RESIDENCE EXEMPTION (RAP)	123,080
	R		E	903	FARM BUILDING EXEMPT	101,050
				100%	Alberta School Foundation Fund	224,130
					Exempt Total:	711,050
					Totals:	
2815000	SE-9-23-21-4	157.94 Acres			I Individual	
	F	LAND	T	1	FARMLAND	26,520
				100%	Alberta School Foundation Fund	
2816000	SW-9-23-21-4	160.00 Acres			I Individual	
	F	LAND	T	1	FARMLAND	36,860
				100%	Alberta School Foundation Fund	
2817000	NE-10-23-21-4	140.37 Acres			I Individual	
	F	LAND	T	1	FARMLAND	32,860
				100%	Alberta School Foundation Fund	
2817010	0511632 1 1 NE-10-23-21-4 18.98 Acres				SE Corner	
	231056 RGE RD 212				I Individual	
	F	LAND & IMPROVEMENTS	T	1	FARMLAND	2,290
	R		T	103	RESIDENTIAL LAND & IMPROVEMENTS	349,110
					Taxable Total:	351,400
	R		E	901	RURAL RESIDENCE EXEMPTION (RAP)	2,290
				100%	Alberta School Foundation Fund	353,690
					Totals:	
2818000	NW-10-23-21-4	156.84 Acres			I Individual	
	F	LAND	T	1	FARMLAND	29,640
				100%	Alberta School Foundation Fund	
2819000	SE-10-23-21-4	160.00 Acres			I Individual	
	F	LAND	T	1	FARMLAND	36,280
				100%	Alberta School Foundation Fund	
2820000	SW-10-23-21-4	160.00 Acres			I Individual	
	F	LAND	T	1	FARMLAND	30,370
				100%	Alberta School Foundation Fund	



2019 Assessment Roll (Valuation Date 1-July, 2019) 2020 Taxation Year, Wheatland County

Assessment Year: 2019
Tax Year: 2020

Roll	Legal Address	Total
2821000	NE-11-23-21-4 160.00 Acres	
	I Individual	
	F LAND T 1 FARMLAND Taxable Total: 40,100	
	100% Alberta School Foundation Fund	
2822000	NW-11-23-21-4 160.00 Acres	
	I Individual	
	F LAND T 1 FARMLAND Taxable Total: 40,100	
	100% Alberta School Foundation Fund	
2823000	SE-11-23-21-4 141.15 Acres	
	231012 RGE RD 211 NORTH OF CANAL	
	I Individual	
	F LAND & IMPROVEMENTS T 1 FARMLAND 25,230	
	R T 103 RESIDENTIAL LAND & IMPROVEMENTS 154,080	
	R E 901 RURAL RESIDENCE EXEMPTION (RAP) 179,310	
	R E 903 FARM BUILDING EXEMPT 15,020	
	100% Alberta School Foundation Fund Exempt Total: 57,730	
	Totals: 72,750	
	252,060	
2824000	SE-11-23-21-4 14.75 Acres	
	SOUTH OF CANAL	
	I Individual	
	F LAND T 1 FARMLAND Taxable Total: 2,910	
	100% Alberta School Foundation Fund	
2825000	SW-11-23-21-4 80.00 Acres	
	NORTH HALF	
	I Individual	
	F LAND T 1 FARMLAND Taxable Total: 20,310	
	100% Alberta School Foundation Fund	
2826000	SW-11-23-21-4 79.37 Acres	
	SOUTH HALF	
	I Individual	
	F LAND T 1 FARMLAND Taxable Total: 14,740	
	100% Alberta School Foundation Fund	
2827000	NE-12-23-21-4 160.00 Acres	
	I Individual	
	F LAND T 1 FARMLAND Taxable Total: 40,150	
	100% Alberta School Foundation Fund	
2828000	NW-12-23-21-4 150.25 Acres	
	I Individual	
	F LAND T 1 FARMLAND Taxable Total: 37,940	



2019 Assessment Roll (Valuation Date 1-July, 2019) 2020 Taxation Year, Wheatland County

Assessment Year: 2019
Tax Year: 2020

Roll	Legal Address						Total
100% Alberta School Foundation Fund							
2829000	NW-12-23-21-4 231047 RGE RD 211	9.75 Acres	SOUTHWEST CORNER I Individual				
	F LAND & IMPROVEMENTS		T 1	FARMLAND			770
	R		T 103	RESIDENTIAL LAND & IMPROVEMENTS			235,630
			Taxable Total:				236,400
	R		E 901	RURAL RESIDENCE EXEMPTION (RAP)			770
			100% Alberta School Foundation Fund				
			Totals:				237,170
100% Alberta School Foundation Fund							
2830000	SE-12-23-21-4	156.37 Acres	I Individual				
	F LAND		T 1	FARMLAND			
			Taxable Total:				26,990
100% Alberta School Foundation Fund							
2831000	SW-12-23-21-4 231001 RGE RD 211	160.00 Acres	I Individual				
	F LAND & IMPROVEMENTS		T 1	FARMLAND			16,110
	R		T 103	RESIDENTIAL LAND & IMPROVEMENTS			206,560
			Taxable Total:				222,670
	R		E 901	RURAL RESIDENCE EXEMPTION (RAP)			53,940
			100% Alberta School Foundation Fund				
			Totals:				276,610
100% Alberta School Foundation Fund							
2832000	NE-13-23-21-4	160.00 Acres	I Individual				
	F LAND		T 1	FARMLAND			
			Taxable Total:				39,950
100% Alberta School Foundation Fund							
2833000	NW-13-23-21-4	160.00 Acres	I Individual				
	F LAND		T 1	FARMLAND			
			Taxable Total:				39,580
100% Alberta School Foundation Fund							
2834000	SE-13-23-21-4	160.00 Acres	I Individual				
	F LAND		T 1	FARMLAND			
			Taxable Total:				39,160
100% Alberta School Foundation Fund							
2835000	SW-13-23-21-4	160.00 Acres	I Individual				
	F LAND		T 1	FARMLAND			
			Taxable Total:				37,540
100% Alberta School Foundation Fund							



2019 Assessment Roll (Valuation Date 1-July, 2019) 2020 Taxation Year, Wheatland County

Assessment Year: 2019
Tax Year: 2020

Roll	Legal Address				Total
2836000	NE-14-23-21-4 160.00 Acres	C Corporation			
	F LAND	T 1 FARMLAND	Taxable Total:		39,480
		100% Alberta School Foundation Fund			
2837000	NW-14-23-21-4 158.97 Acres	C Corporation			
	F LAND	T 1 FARMLAND	Taxable Total:		39,630
		100% Alberta School Foundation Fund			
2838000	SE-14-23-21-4 152.58 Acres	I Individual			
	F LAND	T 1 FARMLAND	Taxable Total:		36,560
		100% Alberta School Foundation Fund			
2838010	0710209 1 1 SE-14-23-21-4 7.42 Acres	SE CORNER Paradise Kennels			
	232004 RGE RD 211	I Individual			
	R LAND & IMPROVEMENTS	T 103 RESIDENTIAL LAND & IMPROVEMENTS			383,090
	NR	T 105 NON-RESEIDENTIAL LAND & IMPROVEMENTS			94,710
		100% Alberta School Foundation Fund	Taxable Total:		477,800
2839000	SW-14-23-21-4 159.35 Acres	I Individual			
	211080 TWP RD 232				
	F LAND & IMPROVEMENTS	T 1 FARMLAND			38,370
	R	T 103 RESIDENTIAL LAND & IMPROVEMENTS			289,630
			Taxable Total:		328,000
	R	E 901 RURAL RESIDENCE EXEMPTION (RAP)			30,770
		100% Alberta School Foundation Fund	Totals:		358,770
2840000	NE-15-23-21-4 151.07 Acres	I Individual			
	F LAND	T 1 FARMLAND	Taxable Total:		31,870
		100% Alberta School Foundation Fund			
2841000	NW-15-23-21-4 79.99 Acres	NORTH HALF			
		I Individual			
	F LAND	T 1 FARMLAND	Taxable Total:		19,740
		100% Alberta School Foundation Fund			
2842000	NW-15-23-21-4 72.30 Acres	SOUTH HALF			
		I Individual			
	F LAND	T 1 FARMLAND	Taxable Total:		13,200



2019 Assessment Roll (Valuation Date 1-July, 2019) 2020 Taxation Year, Wheatland County

Assessment Year: 2019
Tax Year: 2020

Roll	Legal Address					Total
			100% Alberta School Foundation Fund			
2843000	SE-15-23-21-4	79.49 Acres			NORTH HALF I Individual	
	F LAND		T 1	FARMLAND	Taxable Total:	20,080
			100% Alberta School Foundation Fund			
2844000	SE-15-23-21-4	76.31 Acres			SOUTH HALF I Individual	
	F LAND		T 1	FARMLAND	Taxable Total:	15,650
			100% Alberta School Foundation Fund			
2845000	SW-15-23-21-4	116.18 Acres			LSD'S 3,5 & 6 I Individual	
	F LAND		T 1	FARMLAND	Taxable Total:	24,820
			100% Alberta School Foundation Fund			
2846000	SW-15-23-21-4	32.54 Acres			LSD 4 I Individual	
	F LAND		T 1	FARMLAND	Taxable Total:	2,540
			100% Alberta School Foundation Fund			
2847000	SW-15-23-21-4	1.90 Acres			Ouelletteville Cemetery Additional Space I Individual	
	NR LAND		E 164	RELIGIOUS EXEMPT	Exempt Total:	50,100
			100% Alberta School Foundation Fund			
2848000	SW-15-23-21-4 212066 HWY 842	1.88 Acres			SOUTHEAST CORNER I Individual	
	R LAND & IMPROVEMENTS		T 103	RESIDENTIAL LAND & IMPROVEMENTS	Taxable Total:	209,600
			100% Alberta School Foundation Fund			
2849000	SW-15-23-21-4	2.50 Acres			PORTION EAST OF RD WITHIN LSD4 Ouelletteville Cemetery I Individual	
	NR LAND		E 159	CEMETARY EXEMPT	Exempt Total:	55,500
			100% Alberta School Foundation Fund			
2850000	NE-16-23-21-4	160.00 Acres			I Individual	
	F LAND		T 1	FARMLAND	Taxable Total:	36,650
			100% Alberta School Foundation Fund			
2851000	NW-16-23-21-4	160.00 Acres			I Individual	



2019 Assessment Roll (Valuation Date 1-July, 2019) 2020 Taxation Year, Wheatland County

Assessment Year: 2019
Tax Year: 2020

Roll	Legal Address					Total
	F	LAND	T	1	FARMLAND	Taxable Total: 39,610
2852000	SE-16-23-21-4	142.66 Acres		100%	Alberta School Foundation Fund	WEST OF ROAD I Individual
	F	LAND	T	1	FARMLAND	Taxable Total: 29,340
2853000	SE-16-23-21-4	13.28 Acres		100%	Alberta School Foundation Fund	EAST OF ROAD I Individual
	F	LAND & IMPROVEMENTS	T	1	FARMLAND	740
	R		T	103	RESIDENTIAL LAND & IMPROVEMENTS	79,000
	R		E	901	RURAL RESIDENCE EXEMPTION (RAP)	Taxable Total: 79,740
				100%	Alberta School Foundation Fund	5,700
2854000	SW-16-23-21-4	160.00 Acres				Totals: 85,440
						I Individual
	F	LAND	T	1	FARMLAND	Taxable Total: 38,650
2855000	NE-17-23-21-4	160.00 Acres		100%	Alberta School Foundation Fund	I Individual
	F	LAND	T	1	FARMLAND	Taxable Total: 33,920
2856000	NW-17-23-21-4	160.00 Acres		100%	Alberta School Foundation Fund	I Individual
	F	LAND	T	1	FARMLAND	Taxable Total: 24,930
2857000	SE-17-23-21-4	160.00 Acres		100%	Alberta School Foundation Fund	I Individual
	F	LAND	T	1	FARMLAND	Taxable Total: 39,300
2858000	SW-17-23-21-4	160.00 Acres		100%	Alberta School Foundation Fund	I Individual
	F	LAND	T	1	FARMLAND	Taxable Total: 23,190
2859000	NE-18-23-21-4	160.00 Acres		100%	Alberta School Foundation Fund	I Individual
	F	LAND	T	1	FARMLAND	Taxable Total: 33,940



2019 Assessment Roll (Valuation Date 1-July, 2019) 2020 Taxation Year, Wheatland County

Assessment Year: 2019
Tax Year: 2020

Roll	Legal Address						Total
2860000	NW-18-23-21-4	80.00 Acres	100% Alberta School Foundation Fund				
	F	LAND	T	1	FARMLAND	LSD 13 & 14 I Individual	
					100% Alberta School Foundation Fund	Taxable Total:	6,250
2861000	NW-18-23-21-4	80.00 Acres					
	F	LAND	T	1	FARMLAND	LSD 11 & 12 I Individual	
					100% Alberta School Foundation Fund	Taxable Total:	18,410
2862000	SE-18-23-21-4	160.00 Acres					
	F	LAND	T	1	FARMLAND	I Individual	
					100% Alberta School Foundation Fund	Taxable Total:	35,690
2863000	SW-18-23-21-4	160.00 Acres					
	F	LAND	T	1	FARMLAND	I Individual	
					100% Alberta School Foundation Fund	Taxable Total:	38,950
2864000	NE-19-23-21-4	160.00 Acres					
	F	LAND	T	1	FARMLAND	I Individual	
					100% Alberta School Foundation Fund	Taxable Total:	11,240
2865000	NW-19-23-21-4	159.71 Acres					
	F	LAND	T	1	FARMLAND	I Individual	
					100% Alberta School Foundation Fund	Taxable Total:	16,080
2866000	SE-19-23-21-4	160.00 Acres					
	F	LAND	T	1	FARMLAND	I Individual	
					100% Alberta School Foundation Fund	Taxable Total:	11,840
2867000	SW-19-23-21-4	158.68 Acres					
	F	LAND	T	1	FARMLAND	I Individual	
					100% Alberta School Foundation Fund	Taxable Total:	11,390
2868000	NE-20-23-21-4	130.99 Acres					
						WEST OF ROAD I Individual	



2019 Assessment Roll (Valuation Date 1-July, 2019) 2020 Taxation Year, Wheatland County

Assessment Year: 2019
Tax Year: 2020

Roll	Legal Address					Total
	F	LAND	T	1	FARMLAND	Taxable Total: 27,030
					100% Alberta School Foundation Fund	
2869000	NE-20-23-21-4	24.50 Acres				EAST OF ROAD I Individual
	F	LAND	T	1	FARMLAND	Taxable Total: 3,340
					100% Alberta School Foundation Fund	
2870000	NW-20-23-21-4	160.00 Acres				I Individual
	F	LAND	T	1	FARMLAND	Taxable Total: 11,260
					100% Alberta School Foundation Fund	
2871000	SE-20-23-21-4	160.00 Acres				I Individual
	F	LAND	T	1	FARMLAND	Taxable Total: 13,520
					100% Alberta School Foundation Fund	
2872000	SW-20-23-21-4	160.00 Acres				I Individual
	F	LAND	T	1	FARMLAND	Taxable Total: 11,280
					100% Alberta School Foundation Fund	
2873000	OT-20-23-21-4	3.57 Acres				S.CENTRAL PTN OF RD.ALLOWANCE I Individual
	F	LAND	T	1	FARMLAND	Taxable Total: 490
					100% Alberta School Foundation Fund	
2874000	NE-21-23-21-4	128.90 Acres				SOUTH AND WEST OF CREEK I Individual
	F	LAND	T	1	FARMLAND	Taxable Total: 26,890
					100% Alberta School Foundation Fund	
2875000	3907FS D,E NE-21-23-21-4	8.70 Acres				EAST OF CREEK C Corporation
	F	LAND	T	1	FARMLAND	Taxable Total: 1,110
					100% Alberta School Foundation Fund	
2876000	3907FS A,B,C NE-21-23-21-4	25.70 Acres				IN NE & NW-NORTH OF CREEK C Corporation
	F	LAND	T	1	FARMLAND	Taxable Total: 1,840
					100% Alberta School Foundation Fund	



2019 Assessment Roll (Valuation Date 1-July, 2019) 2020 Taxation Year, Wheatland County

Assessment Year: 2019
Tax Year: 2020

Roll	Legal Address					Total
2877000	NW-21-23-21-4	156.19 Acres			I Individual	
	F LAND		T 1 FARMLAND		Taxable Total:	22,860
			100% Alberta School Foundation Fund			
2878000	SE-21-23-21-4	160.00 Acres			C Corporation	
	F LAND		T 1 FARMLAND		Taxable Total:	33,950
			100% Alberta School Foundation Fund			
2879000	SW-21-23-21-4	160.00 Acres			I Individual	
	F LAND		T 1 FARMLAND		Taxable Total:	35,850
			100% Alberta School Foundation Fund			
2880000	NE-22-23-21-4	105.63 Acres			SOUTH OF CREEK C Corporation	
	F LAND		T 1 FARMLAND		Taxable Total:	20,270
			100% Alberta School Foundation Fund			
2881000	9293FD B NE-22-23-21-4	45.52 Acres			NORTH OF CREEK C Corporation	
	F LAND		T 1 FARMLAND		Taxable Total:	6,950
			100% Alberta School Foundation Fund			
2882000	8596GD C NE-22-23-21-4	2.00 Acres			WEST OF CREEK C Corporation	
	F LAND		T 1 FARMLAND		Taxable Total:	190
			100% Alberta School Foundation Fund			
2883000	NW-22-23-21-4	160.00 Acres			C Corporation	
	F LAND		T 1 FARMLAND		Taxable Total:	27,860
			100% Alberta School Foundation Fund			
2884000	SE-22-23-21-4	158.97 Acres			I Individual	
	F LAND		T 1 FARMLAND		Taxable Total:	35,010
			100% Alberta School Foundation Fund			
2885000	SW-22-23-21-4	160.00 Acres			I Individual	
	F LAND		T 1 FARMLAND		Taxable Total:	35,900



2019 Assessment Roll (Valuation Date 1-July, 2019) 2020 Taxation Year, Wheatland County

Assessment Year: 2019
Tax Year: 2020

Roll	Legal Address					Total
2886000	NE-23-23-21-4	148.40 Acres	100% Alberta School Foundation Fund			
	F	LAND	T	1	FARMLAND	
					100% Alberta School Foundation Fund	
					SOUTH OF CREEK C Corporation	
					Taxable Total:	33,040
2887000	6429FB H	NE-23-23-21-4	11.60 Acres			
	F	LAND	T	1	FARMLAND	
					100% Alberta School Foundation Fund	
					N.E.CORNER, NORTH OF CREEK I Individual	
					Taxable Total:	1,080
2888000	NW-23-23-21-4	155.36 Acres	100% Alberta School Foundation Fund			
	F	LAND	T	1	FARMLAND	
					100% Alberta School Foundation Fund	
					C Corporation	
					Taxable Total:	37,170
2888010	6429FB B,D	NW-23-23-21-4	1.29 Acres			
	F	LAND	T	1	FARMLAND	
					100% Alberta School Foundation Fund	
					NORTHEAST CORNER I Individual	
					Taxable Total:	80
2889000	SE-23-23-21-4	140.00 Acres	100% Alberta School Foundation Fund			
	F	LAND	T	1	FARMLAND	
					100% Alberta School Foundation Fund	
					LSD 1,2,7&NORTH HALF OF 8 C Corporation	
					Taxable Total:	35,110
2890000	SE-23-23-21-4 233030 RGE RD 211	20.00 Acres	100% Alberta School Foundation Fund			
	F	LAND & IMPROVEMENTS	T	1	FARMLAND	
	R		T	103	RESIDENTIAL LAND & IMPROVEMENTS	
					100% Alberta School Foundation Fund	
					S1/2 LSD 8 I Individual	
					Taxable Total:	214,300
	R		E	901	RURAL RESIDENCE EXEMPTION (RAP)	
					100% Alberta School Foundation Fund	
					Totals:	217,790
2891000	SW-23-23-21-4	158.97 Acres	100% Alberta School Foundation Fund			
	F	LAND	T	1	FARMLAND	
					100% Alberta School Foundation Fund	
					C Corporation	
					Taxable Total:	39,640
2892000	549FE G,H,K,M	N -24-23-21-4	100.90 Acres			
	F	LAND	T	1	FARMLAND	
					100% Alberta School Foundation Fund	
					N OF CREEK IN NE & NW I Individual	
					Taxable Total:	13,040



2019 Assessment Roll (Valuation Date 1-July, 2019) 2020 Taxation Year, Wheatland County

Assessment Year: 2019
Tax Year: 2020

Roll	Legal Address						Total
2893000	N -24-23-21-4	215.40 Acres	100% Alberta School Foundation Fund				
	F	LAND	T	1	FARMLAND	SOUTH OF CREEK I Individual	
				100%	Alberta School Foundation Fund	Taxable Total:	47,110
2894000	8280EP C,D	NE-24-23-21-4	3.30 Acres				
	NR	LAND	E	155	WHEATLAND COUNTY EXEMPT	CENTRAL EAST CORNER M Municipal	
				100%	Alberta School Foundation Fund	Exempt Total:	57,610
2897000	549FE P	NW-24-23-21-4	0.40 Acres				
	R	LAND	T	104	RESIDENTIAL VACANT LAND	NORTHWEST CORNER OF QUARTER I Individual	
				100%	Alberta School Foundation Fund	Taxable Total:	11,100
2898000	SE-24-23-21-4	160.00 Acres					
	F	LAND	T	1	FARMLAND	I Individual	
				100%	Alberta School Foundation Fund	Taxable Total:	40,270
2899000	SW-24-23-21-4	160.00 Acres					
	F	LAND	T	1	FARMLAND	I Individual	
				100%	Alberta School Foundation Fund	Taxable Total:	40,910
2900000	NE-25-23-21-4	160.00 Acres					
	F	LAND	T	1	FARMLAND	I Individual	
				100%	Alberta School Foundation Fund	Taxable Total:	39,640
2901000	NW-25-23-21-4	160.00 Acres					
	F	LAND	T	1	FARMLAND	I Individual	
				100%	Alberta School Foundation Fund	Taxable Total:	38,990
2902000	SE-25-23-21-4	160.00 Acres					
	F	LAND	T	1	FARMLAND	I Individual	
				100%	Alberta School Foundation Fund	Taxable Total:	38,470
2903000	SW-25-23-21-4	150.50 Acres					
						NORTH OF CREEK I Individual	



2019 Assessment Roll (Valuation Date 1-July, 2019) 2020 Taxation Year, Wheatland County

Assessment Year: 2019
Tax Year: 2020

Roll	Legal Address					Total
	F	LAND		T	1 FARMLAND 100% Alberta School Foundation Fund	Taxable Total: 29,240
2904000	549FE N,L,J,O	SW-25-23-21-4	4.30 Acres			SOUTHWEST CORNER I Individual
	F	LAND		T	1 FARMLAND 100% Alberta School Foundation Fund	Taxable Total: 430
2905000	NE-26-23-21-4		160.00 Acres			I Individual
	F	LAND		T	1 FARMLAND 100% Alberta School Foundation Fund	Taxable Total: 33,410
2906000	NW-26-23-21-4		158.97 Acres			I Individual
	F	LAND		T	1 FARMLAND 100% Alberta School Foundation Fund	Taxable Total: 32,180
2907000	SE-26-23-21-4		132.77 Acres			NORTH OF CREEK I Individual
	F	LAND		T	1 FARMLAND 100% Alberta School Foundation Fund	Taxable Total: 26,190
2908000	6429FB C,E,F,G	SE-26-23-21-4	37.14 Acres			SOUTHWEST CORNER C Corporation
	F	LAND		T	1 FARMLAND 100% Alberta School Foundation Fund	Taxable Total: 6,050
2910000	SW-26-23-21-4		139.07 Acres			NORTH OF CREEK I Individual
	F	LAND		T	1 FARMLAND 100% Alberta School Foundation Fund	Taxable Total: 29,150
2912000	NE-27-23-21-4		158.97 Acres			C Corporation
	F	LAND		T	1 FARMLAND 100% Alberta School Foundation Fund	Taxable Total: 38,470
2913000	NW-27-23-21-4 234071 RGE RD 213		158.58 Acres			TWIN CREEK HUTTERIAN COLONY Twin Creek Colony C Corporation
	F	LAND & IMPROVEMENTS		T	1 FARMLAND	37,170
	R			T	103 RESIDENTIAL LAND & IMPROVEMENTS	3,560,590
	NR			E	156 SCHOOLS EXEMPT	Taxable Total: 3,597,760 514,670



2019 Assessment Roll (Valuation Date 1-July, 2019) 2020 Taxation Year, Wheatland County

Assessment Year: 2019
Tax Year: 2020

Roll	Legal Address				Total
	R	E 901	RURAL RESIDENCE EXEMPTION (RAP)	1,015,410	
		100%	Alberta School Foundation Fund	Exempt Total:	1,530,080
				Totals:	5,127,840
2913010	9812383 1 NW-27-23-21-4 1.42 Acres		CEMENTARY FOR TWIN CRK COLONY Twin Creek Colony Cemetery		
			I Individual		
	NR LAND	E 159	CEMETARY EXEMPT	Exempt Total:	45,780
		100%	Alberta School Foundation Fund		
2914000	SE-27-23-21-4 158.89 Acres				
			C Corporation		
	F LAND	T 1	FARMLAND	Taxable Total:	36,370
		100%	Alberta School Foundation Fund		
2915000	SW-27-23-21-4 160.00 Acres				
			C Corporation		
	F LAND	T 1	FARMLAND	Taxable Total:	36,870
		100%	Alberta School Foundation Fund		
2916000	NE-28-23-21-4 160.00 Acres				
			Twin Creek Colony Truss Shop		
			C Corporation		
	F LAND & IMPROVEMENTS	T 1	FARMLAND		37,860
	ME	T 7	MACHINERY & EQUIPMENT		554,290
	NR	T 105	NON-RESEIDENTIAL LAND & IMPROVEMENTS		1,864,390
		100%	Alberta School Foundation Fund	Taxable Total:	2,456,540
2917000	NW-28-23-21-4 152.89 Acres				
			I Individual		
	F LAND	T 1	FARMLAND	Taxable Total:	34,760
		100%	Alberta School Foundation Fund		
2917010	0414339 1 1 NW-28-23-21-4 7.11 Acres				
	234077 RGE RD 214		Strip on West Side		
			I Individual		
	F LAND & IMPROVEMENTS	T 1	FARMLAND		460
	R	T 103	RESIDENTIAL LAND & IMPROVEMENTS		316,840
			Taxable Total:		317,300
	R	E 901	RURAL RESIDENCE EXEMPTION (RAP)		460
		100%	Alberta School Foundation Fund	Totals:	317,760
2918000	SE-28-23-21-4 160.00 Acres				
			C Corporation		
	F LAND	T 1	FARMLAND	Taxable Total:	28,070
		100%	Alberta School Foundation Fund		



2019 Assessment Roll (Valuation Date 1-July, 2019) 2020 Taxation Year, Wheatland County

Assessment Year: 2019
Tax Year: 2020

Roll	Legal Address	Total
2919000	SW-28-23-21-4 160.00 Acres	
	I Individual	
	F LAND T 1 FARMLAND Taxable Total: 31,520	
	100% Alberta School Foundation Fund	
2920000	NE-29-23-21-4 129.58 Acres	
	I Individual	
	F LAND T 1 FARMLAND Taxable Total: 25,580	
	100% Alberta School Foundation Fund	
2920010	1912419 3 1 NE-29-23-21-4 25.20 Acres	
	234078 RGE RD 214	
	NE Corner	
	I Individual	
	F LAND & IMPROVEMENTS T 1 FARMLAND 4,200	
	R T 103 RESIDENTIAL LAND & IMPROVEMENTS 272,760	
	R E 901 RURAL RESIDENCE EXEMPTION (RAP) 276,960	
	R E 903 FARM BUILDING EXEMPT 61,540	
	100% Alberta School Foundation Fund 4,970	
	Exempt Total: 66,510	
	Totals: 343,470	
2921000	3462FA B,C,D NE-29-23-21-4 8.62 Acres	
	C Corporation	
	F LAND T 1 FARMLAND Taxable Total: 590	
	100% Alberta School Foundation Fund	
2922000	NW-29-23-21-4 156.60 Acres	
	I Individual	
	F LAND T 1 FARMLAND Taxable Total: 26,990	
	100% Alberta School Foundation Fund	
2924000	SE-29-23-21-4 160.00 Acres	
	I Individual	
	F LAND T 1 FARMLAND Taxable Total: 34,820	
	100% Alberta School Foundation Fund	
2925000	SW-29-23-21-4 160.00 Acres	
	I Individual	
	F LAND T 1 FARMLAND Taxable Total: 28,790	
	100% Alberta School Foundation Fund	
2926000	NE-30-23-21-4 160.00 Acres	
	I Individual	
	F LAND T 1 FARMLAND Taxable Total: 30,920	



2019 Assessment Roll (Valuation Date 1-July, 2019) 2020 Taxation Year, Wheatland County

Assessment Year: 2019
Tax Year: 2020

Roll	Legal Address							Total
	100% Alberta School Foundation Fund							
2927000	NW-30-23-21-4	160.00 Acres						
				I Individual				
	F	LAND		T	1	FARMLAND	Taxable Total:	36,890
	100% Alberta School Foundation Fund							
2928000	SE-30-23-21-4	160.00 Acres						
				I Individual				
	F	LAND		T	1	FARMLAND	Taxable Total:	32,600
	100% Alberta School Foundation Fund							
2929000	SW-30-23-21-4	160.00 Acres						
				I Individual				
	F	LAND		T	1	FARMLAND	Taxable Total:	17,060
	100% Alberta School Foundation Fund							
2930000	NE-31-23-21-4	160.00 Acres						
				I Individual				
	F	LAND		T	1	FARMLAND	Taxable Total:	40,290
	100% Alberta School Foundation Fund							
2931000	NW-31-23-21-4	160.00 Acres						
				I Individual				
	F	LAND		T	1	FARMLAND	Taxable Total:	11,520
	100% Alberta School Foundation Fund							
2932000	SE-31-23-21-4	155.10 Acres						
				NORTH OF CREEK I Individual				
	F	LAND		T	1	FARMLAND	Taxable Total:	35,410
	100% Alberta School Foundation Fund							
2933000	8415FB A	SE-31-23-21-4	4.90 Acres					
				SW CORNER, SOUTH OF CREEK I Individual				
	F	LAND		T	1	FARMLAND	Taxable Total:	330
	100% Alberta School Foundation Fund							
2934000	SW-31-23-21-4	160.00 Acres						
				I Individual				
	F	LAND		T	1	FARMLAND	Taxable Total:	11,860
	100% Alberta School Foundation Fund							
2935000	NE-32-23-21-4	160.00 Acres						
				I Individual				



2019 Assessment Roll (Valuation Date 1-July, 2019) 2020 Taxation Year, Wheatland County

Assessment Year: 2019
Tax Year: 2020

Roll	Legal Address					Total
	F	LAND	T	1	FARMLAND	Taxable Total: 39,060
					100% Alberta School Foundation Fund	
2936000	NW-32-23-21-4	160.00 Acres				I Individual
	F	LAND	T	1	FARMLAND	Taxable Total: 34,750
					100% Alberta School Foundation Fund	
2937000	SE-32-23-21-4	159.80 Acres				C Corporation
	F	LAND	T	1	FARMLAND	Taxable Total: 38,130
					100% Alberta School Foundation Fund	
2938000	3462FA F	SE-32-23-21-4 0.20 Acres				SW.CORNER,SOUTH OF CREEK M Municipal
	NR	LAND	E	160	TAX RECOVERY EXEMPT	Exempt Total: 14,660
					100% Alberta School Foundation Fund	
2939000	SW-32-23-21-4	158.30 Acres				C Corporation
	F	LAND	T	1	FARMLAND	Taxable Total: 35,180
					100% Alberta School Foundation Fund	
2940000	3462FA A	SW-32-23-21-4 1.70 Acres				SE.CORNER, SOUTH OF CREEK M Municipal
	NR	LAND	E	155	WHEATLAND COUNTY EXEMPT	Exempt Total: 48,300
					100% Alberta School Foundation Fund	
2941000	NE-33-23-21-4	160.00 Acres				C Corporation
	F	LAND	T	1	FARMLAND	Taxable Total: 38,900
					100% Alberta School Foundation Fund	
2942000	NW-33-23-21-4	160.00 Acres				C Corporation
	F	LAND	T	1	FARMLAND	Taxable Total: 36,480
					100% Alberta School Foundation Fund	
2943000	SE-33-23-21-4	160.00 Acres				C Corporation
	F	LAND	T	1	FARMLAND	Taxable Total: 37,980
					100% Alberta School Foundation Fund	



2019 Assessment Roll (Valuation Date 1-July, 2019) 2020 Taxation Year, Wheatland County

Assessment Year: 2019
Tax Year: 2020

Roll	Legal Address					Total
2944000	SW-33-23-21-4	160.00 Acres			C Corporation	
	F LAND		T 1 FARMLAND	Taxable Total:		37,700
			100% Alberta School Foundation Fund			
2945000	NE-34-23-21-4	157.15 Acres			C Corporation	
	F LAND		T 1 FARMLAND	Taxable Total:		27,610
			100% Alberta School Foundation Fund			
2946000	NW-34-23-21-4	158.71 Acres			C Corporation	
	F LAND		T 1 FARMLAND	Taxable Total:		35,800
			100% Alberta School Foundation Fund			
2947000	SE-34-23-21-4	146.82 Acres			C Corporation	
	F LAND		T 1 FARMLAND	Taxable Total:		26,610
			100% Alberta School Foundation Fund			
2948000	SW-34-23-21-4	160.00 Acres			C Corporation	
	F LAND		T 1 FARMLAND	Taxable Total:		39,060
			100% Alberta School Foundation Fund			
2949000	NE-35-23-21-4	160.00 Acres			C Corporation	
	F LAND		T 1 FARMLAND	Taxable Total:		39,090
			100% Alberta School Foundation Fund			
2950000	NW-35-23-21-4	158.97 Acres			C Corporation	
	F LAND		T 1 FARMLAND	Taxable Total:		39,180
			100% Alberta School Foundation Fund			
2951000	SE-35-23-21-4	160.00 Acres			C Corporation	
	F LAND		T 1 FARMLAND	Taxable Total:		38,970
			100% Alberta School Foundation Fund			
2952000	SW-35-23-21-4	158.97 Acres			C Corporation	
	F LAND		T 1 FARMLAND	Taxable Total:		35,380



2019 Assessment Roll (Valuation Date 1-July, 2019) 2020 Taxation Year, Wheatland County

Assessment Year: 2019
Tax Year: 2020

Roll	Legal Address						Total
	100% Alberta School Foundation Fund						
2953000	NE-36-23-21-4	160.00 Acres					
	235066 RGE RD 210						
			I Individual				
	F LAND & IMPROVEMENTS		T 1	FARMLAND			38,170
	R		T 103	RESIDENTIAL LAND & IMPROVEMENTS			189,060
			Taxable Total:				227,230
	R		E 901	RURAL RESIDENCE EXEMPTION (RAP)			61,540
			100% Alberta School Foundation Fund				
			Totals:				288,770
2954000	NW-36-23-21-4	160.00 Acres					
			I Individual				
	F LAND		T 1	FARMLAND		Taxable Total:	38,840
100% Alberta School Foundation Fund							
2955000	SE-36-23-21-4	160.00 Acres					
			I Individual				
	F LAND		T 1	FARMLAND		Taxable Total:	36,930
			100% Alberta School Foundation Fund				
2956000	SW-36-23-21-4	160.00 Acres					
			I Individual				
	F LAND		T 1	FARMLAND		Taxable Total:	37,790
			100% Alberta School Foundation Fund				
2957000	NE-1-24-21-4	160.00 Acres					
			C Corporation				
	F LAND		T 1	FARMLAND		Taxable Total:	39,480
			100% Alberta School Foundation Fund				
2958000	NW-1-24-21-4	160.00 Acres					
			I Individual				
	F LAND		T 1	FARMLAND		Taxable Total:	38,980
			100% Alberta School Foundation Fund				
2959000	SE-1-24-21-4	160.00 Acres					
			C Corporation				
	F LAND		T 1	FARMLAND		Taxable Total:	39,290
			100% Alberta School Foundation Fund				
2960000	SW-1-24-21-4	160.00 Acres					
			I Individual				
	F LAND		T 1	FARMLAND		Taxable Total:	38,230



2019 Assessment Roll (Valuation Date 1-July, 2019) 2020 Taxation Year, Wheatland County

Assessment Year: 2019
Tax Year: 2020

Roll	Legal Address					Total
	100% Alberta School Foundation Fund					
2961000	9212526 4	N -2-24-21-4	154.42 Acres		S 1/2 of N 1/2 C Corporation	
	F	LAND		T 1	FARMLAND	Taxable Total: 37,740
	100% Alberta School Foundation Fund					
2962000	9212526 3	N -2-24-21-4	154.14 Acres		N 1/2 of N1/2 C Corporation	
	F	LAND		T 1	FARMLAND	Taxable Total: 38,730
	100% Alberta School Foundation Fund					
2962010	9212526 1	NW-2-24-21-4	7.76 Acres		CENTRAL WEST PORTION	
		240061 HWY 842			I Individual	
	F	LAND & IMPROVEMENTS		T 1	FARMLAND	860
	R			T 103	RESIDENTIAL LAND & IMPROVEMENTS	418,440
					Taxable Total:	419,300
	R			E 901	RURAL RESIDENCE EXEMPTION (RAP)	860
					100% Alberta School Foundation Fund	Totals: 420,160
2962020	9212526 2	NW-2-24-21-4	2.83 Acres		SOUTHWEST CORNER of NORTH HALF	
		240051 HWY 842			I Individual	
	R	LAND & IMPROVEMENTS		T 103	RESIDENTIAL LAND & IMPROVEMENTS	Taxable Total: 230,800
	100% Alberta School Foundation Fund					
2963000	SE-2-24-21-4		156.00 Acres			
					I Individual	
	F	LAND		T 1	FARMLAND	Taxable Total: 37,230
	100% Alberta School Foundation Fund					
2963010	1710442 2 1	SE-2-24-21-4	4.00 Acres		48M east of SW corner	
		211036 TWP RD 240			I Individual	
	R	LAND & IMPROVEMENTS		T 103	RESIDENTIAL LAND & IMPROVEMENTS	Taxable Total: 269,700
	100% Alberta School Foundation Fund					
2964000	SW-2-24-21-4		80.00 Acres		EAST HALF	
					I Individual	
	F	LAND		T 1	FARMLAND	Taxable Total: 18,850
	100% Alberta School Foundation Fund					
2965000	SW-2-24-21-4		78.97 Acres		WEST HALF	
					C Corporation	
	F	LAND		T 1	FARMLAND	Taxable Total: 18,460



2019 Assessment Roll (Valuation Date 1-July, 2019) 2020 Taxation Year, Wheatland County

Assessment Year: 2019
Tax Year: 2020

Roll	Legal Address					Total	
	100% Alberta School Foundation Fund						
2966000	NE-3-24-21-4	158.97 Acres					
				C Corporation			
	F	LAND	T	1 FARMLAND	Taxable Total:	37,380	
	100% Alberta School Foundation Fund						
2967000	NW-3-24-21-4	160.00 Acres					
				C Corporation			
	F	LAND	T	1 FARMLAND	Taxable Total:	30,240	
	100% Alberta School Foundation Fund						
2968000	SE-3-24-21-4	158.97 Acres					
				C Corporation			
	F	LAND	T	1 FARMLAND	Taxable Total:	37,250	
	100% Alberta School Foundation Fund						
2969000	SW-3-24-21-4	156.91 Acres					
				C Corporation			
	F	LAND	T	1 FARMLAND	Taxable Total:	33,890	
	100% Alberta School Foundation Fund						
2969010	9312396 1 SW-3-24-21-4 3.09 Acres 212080 TWP RD 240			SOUTHWEST CORNER I Individual			
	R	LAND & IMPROVEMENTS	T	103 RESIDENTIAL LAND & IMPROVEMENTS		218,000	
	R		E	903 FARM BUILDING EXEMPT		10,800	
	100% Alberta School Foundation Fund					Totals:	228,800
2970000	NE-4-24-21-4	146.73 Acres					
				C Corporation			
	F	LAND	T	1 FARMLAND	Taxable Total:	36,570	
	100% Alberta School Foundation Fund						
2970010	9910321 1 NE-4-24-21-4 13.27 Acres 240064 RGE RD 213			SOUTHEASTERLY CORNER I Individual			
	R	LAND & IMPROVEMENTS	T	103 RESIDENTIAL LAND & IMPROVEMENTS	Taxable Total:	373,500	
	100% Alberta School Foundation Fund						
2971000	NW-4-24-21-4	80.00 Acres			LSD 11 & 14 C Corporation		
	F	LAND	T	1 FARMLAND	Taxable Total:	19,020	
	100% Alberta School Foundation Fund						



2019 Assessment Roll (Valuation Date 1-July, 2019) 2020 Taxation Year, Wheatland County

Assessment Year: 2019
Tax Year: 2020

Roll	Legal Address				Total
2972000	NW-4-24-21-4	80.00 Acres		WEST HALF I Individual	
	F LAND		T 1 FARMLAND 100% Alberta School Foundation Fund	Taxable Total:	19,050
2973000	SE-4-24-21-4	80.00 Acres		EAST HALF C Corporation	
	F LAND		T 1 FARMLAND 100% Alberta School Foundation Fund	Taxable Total:	19,350
2974000	SE-4-24-21-4	80.00 Acres		WEST HALF C Corporation	
	F LAND		T 1 FARMLAND 100% Alberta School Foundation Fund	Taxable Total:	19,360
2975000	SW-4-24-21-4	160.00 Acres		C Corporation	
	F LAND		T 1 FARMLAND 100% Alberta School Foundation Fund	Taxable Total:	37,780
2976000	NE-5-24-21-4	160.00 Acres		I Individual	
	F LAND		T 1 FARMLAND 100% Alberta School Foundation Fund	Taxable Total:	36,220
2977000	NW-5-24-21-4	160.00 Acres		I Individual	
	F LAND		T 1 FARMLAND 100% Alberta School Foundation Fund	Taxable Total:	37,500
2978000	SE-5-24-21-4	160.00 Acres		I Individual	
	F LAND		T 1 FARMLAND 100% Alberta School Foundation Fund	Taxable Total:	37,430
2979000	SW-5-24-21-4	160.00 Acres		I Individual	
	F LAND		T 1 FARMLAND 100% Alberta School Foundation Fund	Taxable Total:	37,530
2980000	NE-6-24-21-4	160.00 Acres		I Individual	
	F LAND		T 1 FARMLAND	Taxable Total:	32,750



2019 Assessment Roll (Valuation Date 1-July, 2019) 2020 Taxation Year, Wheatland County

Assessment Year: 2019
Tax Year: 2020

Roll	Legal Address					Total
			100% The Golden Hills Reg. Div. 15			
2981000	NW-6-24-21-4	80.00 Acres			WEST HALF I Individual	
	F LAND		T 1	FARMLAND	Taxable Total:	5,100
			100% The Golden Hills Reg. Div. 15			
2982000	NW-6-24-21-4	80.00 Acres			EAST HALF I Individual	
	F LAND		T 1	FARMLAND	Taxable Total:	17,570
			100% The Golden Hills Reg. Div. 15			
2983000	SE-6-24-21-4	100.00 Acres			NORTH PORTION I Individual	
	F LAND		T 1	FARMLAND	Taxable Total:	24,580
			100% Alberta School Foundation Fund			
2983010	0310866 1 1 SE-6-24-21-4	60.00 Acres			SOUTH PORTION I Individual	
	F LAND		T 1	FARMLAND	Taxable Total:	14,260
			100% Alberta School Foundation Fund			
2984000	SW-6-24-21-4	160.00 Acres			I Individual	
	F LAND		T 1	FARMLAND	Taxable Total:	21,500
			100% Alberta School Foundation Fund			
2985000	NE-7-24-21-4	160.00 Acres			C Corporation	
	F LAND		T 1	FARMLAND	Taxable Total:	37,950
			100% The Golden Hills Reg. Div. 15			
2986000	NW-7-24-21-4	160.00 Acres			C Corporation	
	F LAND		T 1	FARMLAND	Taxable Total:	36,250
			100% The Golden Hills Reg. Div. 15			
2987000	SE-7-24-21-4	160.00 Acres			C Corporation	
	F LAND		T 1	FARMLAND	Taxable Total:	36,570
			100% The Golden Hills Reg. Div. 15			
2988000	SW-7-24-21-4	80.00 Acres			EAST HALF C Corporation	



2019 Assessment Roll (Valuation Date 1-July, 2019) 2020 Taxation Year, Wheatland County

Assessment Year: 2019
Tax Year: 2020

Roll	Legal Address					Total
	F	LAND	T	1	FARMLAND	Taxable Total: 19,140
2989000	SW-7-24-21-4	80.00 Acres			100% The Golden Hills Reg. Div. 15	
					WEST HALF	
					I Individual	
	F	LAND	T	1	FARMLAND	Taxable Total: 4,210
2990000	NE-8-24-21-4	157.56 Acres			100% Alberta School Foundation Fund	
					C Corporation	
	F	LAND	T	1	FARMLAND	Taxable Total: 39,310
2991000	NW-8-24-21-4	160.00 Acres			100% Alberta School Foundation Fund	
					I Individual	
	F	LAND	T	1	FARMLAND	Taxable Total: 38,010
2992000	SE-8-24-21-4	151.94 Acres			100% Alberta School Foundation Fund	
					C Corporation	
	F	LAND	T	1	FARMLAND	Taxable Total: 35,250
2992010	9512616 1 E -8-24-21-4 10.50 Acres	241038 RGE RD 214			100% Alberta School Foundation Fund	
					CENTRAL EAST PORTION	
					I Individual	
	F	LAND & IMPROVEMENTS	T	1	FARMLAND	1,370
	R		T	103	RESIDENTIAL LAND & IMPROVEMENTS	369,930
					Taxable Total:	371,300
	R		E	901	RURAL RESIDENCE EXEMPTION (RAP)	1,370
					100% Alberta School Foundation Fund	Totals: 372,670
2993000	SW-8-24-21-4	160.00 Acres				
					I Individual	
	F	LAND	T	1	FARMLAND	Taxable Total: 38,470
2994000	NE-9-24-21-4	160.00 Acres			100% Alberta School Foundation Fund	
					C Corporation	
	F	LAND	T	1	FARMLAND	Taxable Total: 37,580
2995000	NW-9-24-21-4	160.00 Acres			100% The Golden Hills Reg. Div. 15	
					C Corporation	
	F	LAND	T	1	FARMLAND	Taxable Total: 37,290



2019 Assessment Roll (Valuation Date 1-July, 2019) 2020 Taxation Year, Wheatland County

Assessment Year: 2019
Tax Year: 2020

Roll	Legal Address					Total
	100% Alberta School Foundation Fund					
2996000	SE-9-24-21-4	160.00 Acres				
				C Corporation		
	F	LAND	T	1	FARMLAND	Taxable Total: 39,370
	100% Alberta School Foundation Fund					
2997000	SW-9-24-21-4	160.00 Acres				
				C Corporation		
	F	LAND	T	1	FARMLAND	Taxable Total: 36,890
	100% Alberta School Foundation Fund					
2998000	NE-10-24-21-4	159.10 Acres				
				I Individual		
	F	LAND	T	1	FARMLAND	Taxable Total: 38,090
	100% Alberta School Foundation Fund					
2999000	NW-10-24-21-4	160.00 Acres				
	212071 HWY 561			I Individual		
	F	LAND & IMPROVEMENTS	T	1	FARMLAND	30,600
	R		T	103	RESIDENTIAL LAND & IMPROVEMENTS	398,060
					Taxable Total:	428,660
	R		E	901	RURAL RESIDENCE EXEMPTION (RAP)	61,540
	100% Alberta School Foundation Fund					Totals: 490,200
3000000	SE-10-24-21-4	158.97 Acres				
				C Corporation		
	F	LAND	T	1	FARMLAND	Taxable Total: 36,850
	100% Alberta School Foundation Fund					
3001000	SW-10-24-21-4	80.00 Acres				
				NORTH HALF		
				C Corporation		
	F	LAND	T	1	FARMLAND	Taxable Total: 12,870
	100% Alberta School Foundation Fund					
3002000	SW-10-24-21-4	80.00 Acres				
				SOUTH HALF		
				C Corporation		
	F	LAND	T	1	FARMLAND	Taxable Total: 15,020
	100% Alberta School Foundation Fund					
3003000	NE-11-24-21-4	80.00 Acres				
				LSD 15 & 16		
				I Individual		
	F	LAND	T	1	FARMLAND	Taxable Total: 19,580



2019 Assessment Roll (Valuation Date 1-July, 2019) 2020 Taxation Year, Wheatland County

Assessment Year: 2019
Tax Year: 2020

Roll	Legal Address					Total
100% Alberta School Foundation Fund						
3004000	NE-11-24-21-4	80.00 Acres	LSD 9 & 10			
	241048 RGE RD 211		I Individual			
	F LAND & IMPROVEMENTS		T 1	FARMLAND		18,610
	R		T 103	RESIDENTIAL LAND & IMPROVEMENTS		260,720
			Taxable Total:			279,330
	R		E 901	RURAL RESIDENCE EXEMPTION (RAP)		123,080
	R		E 903	FARM BUILDING EXEMPT		4,200
			100% Alberta School Foundation Fund			Exempt Total:
						127,280
			Totals:			406,610
3005010	NW-11-24-21-4	62.94 Acres	South Portion			
			C Corporation			
	F LAND		T 1	FARMLAND	Taxable Total:	12,140
100% Alberta School Foundation Fund						
3005020	9610116 2 NW-11-24-21-4	16.55 Acres	Center Portion			
	241057 HWY 842		I Individual			
	F LAND & IMPROVEMENTS		T 1	FARMLAND		2,370
	R		T 103	RESIDENTIAL LAND & IMPROVEMENTS		357,530
			Taxable Total:			359,900
	R		E 901	RURAL RESIDENCE EXEMPTION (RAP)		2,370
	R		E 903	FARM BUILDING EXEMPT		45,250
			100% Alberta School Foundation Fund			Exempt Total:
						47,620
			Totals:			407,520
3006000	NW-11-24-21-4	74.72 Acres	NORTH HALF			
			C Corporation			
	F LAND		T 1	FARMLAND	Taxable Total:	14,880
			100% Alberta School Foundation Fund			
3007000	9410534 1 1 NW-11-24-21-4	2.32 Acres	NORTH WEST CORNER			
	241079 HWY 842		I Individual			
	R LAND & IMPROVEMENTS		T 103	RESIDENTIAL LAND & IMPROVEMENTS	Taxable Total:	216,300
			100% Alberta School Foundation Fund			
3007010	9410534 1 2 NW-11-24-21-4	2.31 Acres	E.250' of W.500' - N.W.CORNER Former Wheatland Farm Services			
	211077 HWY 561		I Individual			
	NR LAND & IMPROVEMENTS		T 105	NON-RESEIDENTIAL LAND & IMPROVEMENTS	Taxable Total:	334,330
			100% Alberta School Foundation Fund			
3009000	SE-11-24-21-4	160.00 Acres				
			I Individual			



2019 Assessment Roll (Valuation Date 1-July, 2019) 2020 Taxation Year, Wheatland County

Assessment Year: 2019
Tax Year: 2020

Roll	Legal Address					Total
	F	LAND	T	1	FARMLAND	Taxable Total: 38,320
					100% Alberta School Foundation Fund	
3010000	SW-11-24-21-4	158.97 Acres				C Corporation
	F	LAND	T	1	FARMLAND	Taxable Total: 37,640
					100% Alberta School Foundation Fund	
3011000	NE-12-24-21-4	160.00 Acres				I Individual
	F	LAND	T	1	FARMLAND	Taxable Total: 40,720
					100% Alberta School Foundation Fund	
3012000	NW-12-24-21-4	160.00 Acres				I Individual
	F	LAND	T	1	FARMLAND	Taxable Total: 39,280
					100% Alberta School Foundation Fund	
3013000	SE-12-24-21-4	80.00 Acres				LSD 1 & 8 I Individual
	F	LAND	T	1	FARMLAND	Taxable Total: 19,210
					100% Alberta School Foundation Fund	
3014000	SE-12-24-21-4	80.00 Acres				LSD 2 & 7 C Corporation
	F	LAND	T	1	FARMLAND	Taxable Total: 18,810
					100% Alberta School Foundation Fund	
3015000	SW-12-24-21-4	160.00 Acres				C Corporation
	F	LAND	T	1	FARMLAND	Taxable Total: 37,990
					100% Alberta School Foundation Fund	
3016000	NE-13-24-21-4	80.00 Acres				LSD 15 & 16 C Corporation
	F	LAND	T	1	FARMLAND	Taxable Total: 18,300
					100% Alberta School Foundation Fund	
3017000	NE-13-24-21-4	80.00 Acres				LSD 9 & 10 I Individual
	F	LAND	T	1	FARMLAND	Taxable Total: 18,430
					100% Alberta School Foundation Fund	



2019 Assessment Roll (Valuation Date 1-July, 2019) 2020 Taxation Year, Wheatland County

Assessment Year: 2019
Tax Year: 2020

Roll	Legal Address				Total
3018000	NW-13-24-21-4	159.01 Acres		C Corporation	
	F LAND		T 1 FARMLAND	Taxable Total:	36,780
			100% Alberta School Foundation Fund		
3019000	SE-13-24-21-4	158.00 Acres		I Individual	
	F LAND		T 1 FARMLAND	Taxable Total:	38,850
			100% Alberta School Foundation Fund		
3020000	SW-13-24-21-4	79.50 Acres		NORTH HALF C Corporation	
	F LAND		T 1 FARMLAND	Taxable Total:	19,230
			100% Alberta School Foundation Fund		
3021000	SW-13-24-21-4	77.52 Acres		SOUTH HALF (LSD 3 & 4) C Corporation	
	F LAND		T 1 FARMLAND	Taxable Total:	18,960
			100% Alberta School Foundation Fund		
3022000	NE-14-24-21-4	159.01 Acres		C Corporation	
	F LAND		T 1 FARMLAND	Taxable Total:	37,160
			100% Alberta School Foundation Fund		
3023000	NW-14-24-21-4	79.50 Acres		SOUTH HALF I Individual	
	F LAND		T 1 FARMLAND	Taxable Total:	18,900
			100% Alberta School Foundation Fund		
3024000	NW-14-24-21-4	79.50 Acres		NORTH HALF C Corporation	
	F LAND		T 1 FARMLAND	Taxable Total:	17,080
			100% Alberta School Foundation Fund		
3025000	SE-14-24-21-4	157.02 Acres		I Individual	
	F LAND		T 1 FARMLAND	Taxable Total:	38,640
			100% Alberta School Foundation Fund		
3026000	SW-14-24-21-4	156.76 Acres		C Corporation	
	F LAND		T 1 FARMLAND	Taxable Total:	37,960



2019 Assessment Roll (Valuation Date 1-July, 2019) 2020 Taxation Year, Wheatland County

Assessment Year: 2019
Tax Year: 2020

Roll	Legal Address						Total
			100% Alberta School Foundation Fund				
3027000	NE-15-24-21-4	159.00 Acres				C Corporation	
	F	LAND	T	1	FARMLAND	Taxable Total:	36,340
			100% Alberta School Foundation Fund				
3028000	NW-15-24-21-4	80.00 Acres				LSD 11 & 14 C Corporation	
	F	LAND	T	1	FARMLAND	Taxable Total:	18,860
			100% Alberta School Foundation Fund				
3029000	NW-15-24-21-4	80.00 Acres				LSD 12 & 13 C Corporation	
	F	LAND	T	1	FARMLAND	Taxable Total:	16,370
			100% Alberta School Foundation Fund				
3030000	SE-15-24-21-4 212010 HWY 561	157.25 Acres				I Individual	
	F	LAND & IMPROVEMENTS	T	1	FARMLAND		37,270
	R		T	103	RESIDENTIAL LAND & IMPROVEMENTS		237,920
			Taxable Total:				275,190
	R		E	901	RURAL RESIDENCE EXEMPTION (RAP)		61,540
	R		E	903	FARM BUILDING EXEMPT		1,340
			100% The Golden Hills Reg. Div. 15				
			Exempt Total:				62,880
			Totals:				338,070
3031000	SW-15-24-21-4 212050 HWY 561	79.00 Acres				EAST HALF I Individual	
	F	LAND & IMPROVEMENTS	T	1	FARMLAND		10,350
	R		T	103	RESIDENTIAL LAND & IMPROVEMENTS		306,010
			Taxable Total:				316,360
	R		E	901	RURAL RESIDENCE EXEMPTION (RAP)		35,520
	R		E	903	FARM BUILDING EXEMPT		11,240
			100% The Golden Hills Reg. Div. 15				
			Exempt Total:				46,760
			Totals:				363,120
3032000	SW-15-24-21-4	79.00 Acres				LSD 4 & 5 I Individual	
	F	LAND	T	1	FARMLAND	Taxable Total:	12,330
			100% Alberta School Foundation Fund				
3033000	NE-16-24-21-4	160.00 Acres				C Corporation	



2019 Assessment Roll (Valuation Date 1-July, 2019) 2020 Taxation Year, Wheatland County

Assessment Year: 2019
Tax Year: 2020

Roll	Legal Address					Total
	F	LAND	T	1	FARMLAND	Taxable Total: 27,760
					100% Alberta School Foundation Fund	
3034000	NW-16-24-21-4	160.00 Acres				
	242069 RGE RD 214					I Individual
	F	LAND & IMPROVEMENTS	T	1	FARMLAND	33,170
	R		T	103	RESIDENTIAL LAND & IMPROVEMENTS	157,230
					Taxable Total:	190,400
	R		E	901	RURAL RESIDENCE EXEMPTION (RAP)	33,170
					100% Alberta School Foundation Fund	Totals: 223,570
3035000	SE-16-24-21-4	158.00 Acres				
						C Corporation
	F	LAND	T	1	FARMLAND	Taxable Total: 33,850
					100% Alberta School Foundation Fund	
3036000	SW-16-24-21-4	158.00 Acres				
						C Corporation
	F	LAND	T	1	FARMLAND	Taxable Total: 36,220
					100% Alberta School Foundation Fund	
3037000	NE-17-24-21-4	160.00 Acres				
						C Corporation
	F	LAND	T	1	FARMLAND	Taxable Total: 34,910
					100% The Golden Hills Reg. Div. 15	
3038000	NW-17-24-21-4	151.13 Acres				
						C Corporation
	F	LAND	T	1	FARMLAND	Taxable Total: 36,460
					100% The Golden Hills Reg. Div. 15	
3038010	9210668 1 NW-17-24-21-4	8.87 Acres				CENTRAL WEST PORTION LSD 12
	242053 RGE RD 215					I Individual
	F	LAND & IMPROVEMENTS	T	1	FARMLAND	1,050
	R		T	103	RESIDENTIAL LAND & IMPROVEMENTS	370,560
					Taxable Total:	371,610
	R		E	901	RURAL RESIDENCE EXEMPTION (RAP)	61,540
					100% Alberta School Foundation Fund	Totals: 433,150
3039000	SE-17-24-21-4	158.00 Acres				
						I Individual
	F	LAND	T	1	FARMLAND	Taxable Total: 37,780
					100% Alberta School Foundation Fund	



2019 Assessment Roll (Valuation Date 1-July, 2019) 2020 Taxation Year, Wheatland County

Assessment Year: 2019
Tax Year: 2020

Roll	Legal Address				Total
3040000	SW-17-24-21-4	146.81 Acres			
			I Individual		
	F LAND	T 1 FARMLAND	Taxable Total:		34,870
		100% Alberta School Foundation Fund			
3040010	0111863 1 1 SW-17-24-21-4	11.19 Acres			
	242013 RGE RD 215		SOUTHWEST CORNER		
			I Individual		
	F LAND & IMPROVEMENTS	T 1 FARMLAND			1,360
	R	T 103 RESIDENTIAL LAND & IMPROVEMENTS			478,740
			Taxable Total:		480,100
	R	E 901 RURAL RESIDENCE EXEMPTION (RAP)			1,360
	R	E 903 FARM BUILDING EXEMPT			92,250
		100% Alberta School Foundation Fund	Exempt Total:		93,610
			Totals:		573,710
3041000	NE-18-24-21-4	160.00 Acres			
			C Corporation		
	F LAND	T 1 FARMLAND	Taxable Total:		39,690
		100% The Golden Hills Reg. Div. 15			
3042000	NW-18-24-21-4	160.00 Acres			
			I Individual		
	F LAND	T 1 FARMLAND	Taxable Total:		39,690
		100% The Golden Hills Reg. Div. 15			
3043000	SE-18-24-21-4	158.00 Acres			
			C Corporation		
	F LAND	T 1 FARMLAND	Taxable Total:		36,550
		100% The Golden Hills Reg. Div. 15			
3044000	SW-18-24-21-4	158.00 Acres			
			C Corporation		
	F LAND	T 1 FARMLAND	Taxable Total:		32,870
		100% The Golden Hills Reg. Div. 15			
3045000	NE-19-24-21-4	160.00 Acres			
			I Individual		
	F LAND	T 1 FARMLAND	Taxable Total:		39,900
		100% Alberta School Foundation Fund			
3046000	NW-19-24-21-4	160.00 Acres			
			I Individual		
	F LAND	T 1 FARMLAND	Taxable Total:		40,520



2019 Assessment Roll (Valuation Date 1-July, 2019) 2020 Taxation Year, Wheatland County

Assessment Year: 2019
Tax Year: 2020

Roll	Legal Address						Total	
	100% Alberta School Foundation Fund							
3047000	SE-19-24-21-4	160.00 Acres						
			I Individual					
	F	LAND	T	1	FARMLAND	Taxable Total:	35,400	
	100% Alberta School Foundation Fund							
3048000	SW-19-24-21-4	160.00 Acres						
	243025 RGE RD 220		I Individual					
	F	LAND & IMPROVEMENTS	T	1	FARMLAND		37,700	
	R		T	103	RESIDENTIAL LAND & IMPROVEMENTS		198,590	
			Taxable Total:				236,290	
	R		E	901	RURAL RESIDENCE EXEMPTION (RAP)		61,540	
	R		E	903	FARM BUILDING EXEMPT		9,470	
			100% Alberta School Foundation Fund				Exempt Total:	71,010
							Totals:	307,300
3049000	NE-20-24-21-4	155.52 Acres						
			I Individual					
	F	LAND	T	1	FARMLAND	Taxable Total:	27,500	
	100% Alberta School Foundation Fund							
3049010	1212929 1 1	NE-20-24-21-4 4.36 Acres					NW CORNER Back Hoe & Grader For Hire	
	214037 TWP RD 244		I Individual					
	R	LAND & IMPROVEMENTS	T	103	RESIDENTIAL LAND & IMPROVEMENTS		335,110	
	NR		T	105	NON-RESEIDENTIAL LAND & IMPROVEMENTS		18,130	
			100% Alberta School Foundation Fund				Taxable Total:	353,240
3050000	NW-20-24-21-4	160.00 Acres						
			C Corporation					
	F	LAND	T	1	FARMLAND	Taxable Total:	38,170	
	100% The Golden Hills Reg. Div. 15							
3051000	SE-20-24-21-4	160.00 Acres						
			C Corporation					
	F	LAND	T	1	FARMLAND	Taxable Total:	36,600	
	100% The Golden Hills Reg. Div. 15							
3052000	SW-20-24-21-4	158.00 Acres						
			C Corporation					
	F	LAND	T	1	FARMLAND	Taxable Total:	26,380	
	100% The Golden Hills Reg. Div. 15							



2019 Assessment Roll (Valuation Date 1-July, 2019) 2020 Taxation Year, Wheatland County

Assessment Year: 2019
Tax Year: 2020

Roll	Legal Address				Total
3053000	SW-20-24-21-4	2.00 Acres		SOUTHWEST CORNER C Corporation	
	F LAND		T 1 FARMLAND 100% The Golden Hills Reg. Div. 15	Taxable Total:	330
3054000	NE-21-24-21-4	160.00 Acres		C Corporation	
	F LAND		T 1 FARMLAND 100% Alberta School Foundation Fund	Taxable Total:	37,700
3055000	NW-21-24-21-4	160.00 Acres		C Corporation	
	F LAND		T 1 FARMLAND 100% The Golden Hills Reg. Div. 15	Taxable Total:	32,710
3056000	SE-21-24-21-4	160.00 Acres		C Corporation	
	F LAND		T 1 FARMLAND 100% Alberta School Foundation Fund	Taxable Total:	29,260
3057000	SW-21-24-21-4	160.00 Acres		I Individual	
	F LAND		T 1 FARMLAND 100% Alberta School Foundation Fund	Taxable Total:	32,320
3058000	NE-22-24-21-4	79.50 Acres		LSD 9 & 10 C Corporation	
	F LAND		T 1 FARMLAND 100% Alberta School Foundation Fund	Taxable Total:	19,150
3059000	NE-22-24-21-4	79.50 Acres		LSD 15 & 16 C Corporation	
	F LAND		T 1 FARMLAND 100% Alberta School Foundation Fund	Taxable Total:	17,680
3060000	NW-22-24-21-4	160.00 Acres		I Individual	
	F LAND		T 1 FARMLAND 100% Alberta School Foundation Fund	Taxable Total:	34,120
3061000	SE-22-24-21-4	159.00 Acres		C Corporation	
	F LAND		T 1 FARMLAND	Taxable Total:	37,380



2019 Assessment Roll (Valuation Date 1-July, 2019) 2020 Taxation Year, Wheatland County

Assessment Year: 2019
Tax Year: 2020

Roll	Legal Address					Total
	100% Alberta School Foundation Fund					
3062000	SW-22-24-21-4	160.00 Acres				
	F	LAND	T	1	FARMLAND	
					100% Alberta School Foundation Fund	
					C Corporation	
					Taxable Total:	37,770
3063000	NE-23-24-21-4	159.01 Acres				
	F	LAND	T	1	FARMLAND	
					100% Alberta School Foundation Fund	
					C Corporation	
					Taxable Total:	38,510
	100% Alberta School Foundation Fund					
3064000	NW-23-24-21-4	79.50 Acres				
	F	LAND	T	1	FARMLAND	
					100% Alberta School Foundation Fund	
					LSD 13 & 14	
					C Corporation	
					Taxable Total:	18,290
3065000	NW-23-24-21-4	79.50 Acres				
	F	LAND	T	1	FARMLAND	
					100% Alberta School Foundation Fund	
					LSD 11 & 12	
					C Corporation	
					Taxable Total:	19,460
3066000	SE-23-24-21-4	159.01 Acres				
	F	LAND	T	1	FARMLAND	
					100% Alberta School Foundation Fund	
					C Corporation	
					Taxable Total:	36,640
3067000	SW-23-24-21-4	159.00 Acres				
	F	LAND	T	1	FARMLAND	
					100% Alberta School Foundation Fund	
					C Corporation	
					Taxable Total:	36,980
3068000	NE-24-24-21-4	160.00 Acres				
	F	LAND	T	1	FARMLAND	
					100% Alberta School Foundation Fund	
					C Corporation	
					Taxable Total:	39,810
3069000	NW-24-24-21-4	149.76 Acres				
	F	LAND	T	1	FARMLAND	
					100% Alberta School Foundation Fund	
					C Corporation	
					Taxable Total:	36,480
3069010	0711675 1 1 NW-24-24-21-4 9.25 Acres 243053 RGE RD 211					
					SW CORNER	
					C Corporation	



2019 Assessment Roll (Valuation Date 1-July, 2019) 2020 Taxation Year, Wheatland County

Assessment Year: 2019
Tax Year: 2020

Roll	Legal Address					Total
	R	LAND & IMPROVEMENTS	T	103	RESIDENTIAL LAND & IMPROVEMENTS	Taxable Total: 523,200
3070000	SE-24-24-21-4	160.00 Acres			100% Alberta School Foundation Fund	
					C Corporation	
	F	LAND	T	1	FARMLAND	Taxable Total: 37,920
3071000	SW-24-24-21-4	80.00 Acres			100% Alberta School Foundation Fund	
					LSD 3 & 6	
					C Corporation	
	F	LAND	T	1	FARMLAND	Taxable Total: 18,350
3072000	SW-24-24-21-4	79.01 Acres			100% Alberta School Foundation Fund	
					LSD 4 & 5	
					C Corporation	
	F	LAND	T	1	FARMLAND	Taxable Total: 17,880
3073000	NE-25-24-21-4	160.00 Acres			100% Alberta School Foundation Fund	
					I Individual	
	F	LAND	T	1	FARMLAND	Taxable Total: 30,600
3074000	NW-25-24-21-4	159.01 Acres			100% Alberta School Foundation Fund	
					I Individual	
	F	LAND	T	1	FARMLAND	Taxable Total: 39,030
3075000	SE-25-24-21-4	160.00 Acres			100% Alberta School Foundation Fund	
					C Corporation	
	F	LAND	T	1	FARMLAND	Taxable Total: 31,890
3076000	SW-25-24-21-4	159.01 Acres			100% Alberta School Foundation Fund	
					C Corporation	
	F	LAND	T	1	FARMLAND	Taxable Total: 37,550
3077000	NE-26-24-21-4	159.00 Acres			100% Alberta School Foundation Fund	
					C Corporation	
	F	LAND	T	1	FARMLAND	Taxable Total: 39,080
					100% Alberta School Foundation Fund	



2019 Assessment Roll (Valuation Date 1-July, 2019) 2020 Taxation Year, Wheatland County

Assessment Year: 2019
Tax Year: 2020

Roll	Legal Address					Total
3078000	NW-26-24-21-4	159.01 Acres			C Corporation	
	F LAND		T 1 FARMLAND	Taxable Total:		38,600
			100% Alberta School Foundation Fund			
3079000	SE-26-24-21-4	159.01 Acres			C Corporation	
	F LAND		T 1 FARMLAND	Taxable Total:		37,720
			100% Alberta School Foundation Fund			
3080000	SW-26-24-21-4	159.01 Acres			C Corporation	
	244027 HWY 842					
	F LAND & IMPROVEMENTS		T 1 FARMLAND			38,360
	R		T 103 RESIDENTIAL LAND & IMPROVEMENTS			410,260
				Taxable Total:		448,620
	R		E 901 RURAL RESIDENCE EXEMPTION (RAP)			61,540
			100% Alberta School Foundation Fund	Totals:		510,160
3081000	NE-27-24-21-4	155.02 Acres			C Corporation	
	F LAND		T 1 FARMLAND	Taxable Total:		37,450
			100% Alberta School Foundation Fund			
3082000	NW-27-24-21-4	157.95 Acres			C Corporation	
	F LAND		T 1 FARMLAND	Taxable Total:		38,730
			100% Alberta School Foundation Fund			
3083000	SE-27-24-21-4	159.01 Acres			C Corporation	
	F LAND		T 1 FARMLAND	Taxable Total:		39,310
			100% Alberta School Foundation Fund			
3084000	SW-27-24-21-4	160.00 Acres			C Corporation	
	F LAND		T 1 FARMLAND	Taxable Total:		37,290
			100% Alberta School Foundation Fund			
3085000	NE-28-24-21-4	158.00 Acres			I Individual	
	F LAND		T 1 FARMLAND	Taxable Total:		38,070
			100% Alberta School Foundation Fund			



2019 Assessment Roll (Valuation Date 1-July, 2019) 2020 Taxation Year, Wheatland County

Assessment Year: 2019
Tax Year: 2020

Roll	Legal Address	Total
3086000	NW-28-24-21-4 158.00 Acres	
	I Individual	
	F LAND T 1 FARMLAND Taxable Total: 39,350	
	100% Alberta School Foundation Fund	
3087000	SE-28-24-21-4 160.00 Acres	
	C Corporation	
	F LAND T 1 FARMLAND Taxable Total: 37,310	
	100% Alberta School Foundation Fund	
3088000	SW-28-24-21-4 160.00 Acres	
	C Corporation	
	F LAND T 1 FARMLAND Taxable Total: 39,410	
	100% Alberta School Foundation Fund	
3089000	NE-29-24-21-4 160.00 Acres	
	C Corporation	
	F LAND T 1 FARMLAND Taxable Total: 38,790	
	100% Alberta School Foundation Fund	
3090000	NW-29-24-21-4 154.18 Acres	
	I Individual	
	F LAND T 1 FARMLAND Taxable Total: 32,440	
	100% Alberta School Foundation Fund	
3090010	0510128 1 1 NW-29-24-21-4 5.82 Acres	
	244075 RGE RD 215	
	NW Corner	
	I Individual	
	R LAND & IMPROVEMENTS T 103 RESIDENTIAL LAND & IMPROVEMENTS Taxable Total: 376,000	
	100% The Golden Hills Reg. Div. 15	
3091010	9511233 3 SE-29-24-21-4 149.99 Acres	
	I Individual	
	F LAND T 1 FARMLAND Taxable Total: 22,010	
	100% Alberta School Foundation Fund	
3091020	9511233 2 SE-29-24-21-4 10.01 Acres	
	244038 RGE RD 214	
	Northeast Corner	
	I Individual	
	F LAND & IMPROVEMENTS T 1 FARMLAND 1,280	
	R T 103 RESIDENTIAL LAND & IMPROVEMENTS 232,520	
	Taxable Total: 233,800	
	R E 901 RURAL RESIDENCE EXEMPTION (RAP) 1,280	
	R E 903 FARM BUILDING EXEMPT 19,440	
	Exempt Total: 20,720	



2019 Assessment Roll (Valuation Date 1-July, 2019) 2020 Taxation Year, Wheatland County

Assessment Year: 2019
Tax Year: 2020

Roll	Legal Address	100% Alberta School Foundation Fund				Total
					Totals:	254,520
3092000	SW-29-24-21-4	160.00 Acres				
			I Individual			
	F LAND		T 1	FARMLAND	Taxable Total:	35,750
100% Alberta School Foundation Fund						
3093000	NE-30-24-21-4	160.00 Acres				
			I Individual			
	F LAND		T 1	FARMLAND	Taxable Total:	40,070
100% Alberta School Foundation Fund						
3094000	NW-30-24-21-4	160.00 Acres				
			I Individual			
	F LAND		T 1	FARMLAND	Taxable Total:	40,120
100% Alberta School Foundation Fund						
3095000	SE-30-24-21-4	160.00 Acres				
	215016 TWP RD 244		I Individual			
	F LAND & IMPROVEMENTS		T 1	FARMLAND		38,160
	R		T 103	RESIDENTIAL LAND & IMPROVEMENTS		249,660
			Taxable Total:			287,820
	R		E 901	RURAL RESIDENCE EXEMPTION (RAP)		61,540
			100% Alberta School Foundation Fund			Totals: 349,360
3096000	SW-30-24-21-4	160.00 Acres				
			I Individual			
	F LAND		T 1	FARMLAND	Taxable Total:	40,200
100% Alberta School Foundation Fund						
3097000	NE-31-24-21-4	156.19 Acres				
	215009 TWP RD 250		I Individual			
	F LAND & IMPROVEMENTS		T 1	FARMLAND		24,560
	R		T 103	RESIDENTIAL LAND & IMPROVEMENTS		267,040
			Taxable Total:			291,600
	R		E 901	RURAL RESIDENCE EXEMPTION (RAP)		24,560
			100% The Golden Hills Reg. Div. 15			Totals: 316,160
3097010	0513277 1 1 NE-31-24-21-4	3.81 Acres				
	245060 RGE RD 215		NE CORNER OF LSD 9			
			I Individual			
	F LAND & IMPROVEMENTS		T 1	FARMLAND		120
	R		T 103	RESIDENTIAL LAND & IMPROVEMENTS		452,180
			Taxable Total:			452,300



2019 Assessment Roll (Valuation Date 1-July, 2019) 2020 Taxation Year, Wheatland County

Assessment Year: 2019
Tax Year: 2020

Roll	Legal Address					Total
	R		E 901	RURAL RESIDENCE EXEMPTION (RAP)		120
			100%	Alberta School Foundation Fund	Totals:	452,420
3098000	NW-31-24-21-4	160.00 Acres			I Individual	
	F LAND		T 1	FARMLAND	Taxable Total:	39,270
			100%	Alberta School Foundation Fund		
3099000	SE-31-24-21-4	160.00 Acres			I Individual	
	F LAND		T 1	FARMLAND	Taxable Total:	38,940
			100%	Alberta School Foundation Fund		
3100000	SW-31-24-21-4	160.00 Acres			I Individual	
	F LAND		T 1	FARMLAND	Taxable Total:	39,400
			100%	Alberta School Foundation Fund		
3101000	NE-32-24-21-4	150.78 Acres			C Corporation	
	F LAND		T 1	FARMLAND	Taxable Total:	33,450
			100%	Alberta School Foundation Fund		
3101010	9412740 1 NE-32-24-21-4 5.00 Acres 245054 RGE RD 214				SOUTHEAST CORNER I Individual	
	F LAND & IMPROVEMENTS		T 1	FARMLAND		280
	R		T 103	RESIDENTIAL LAND & IMPROVEMENTS		309,320
					Taxable Total:	309,600
	R		E 901	RURAL RESIDENCE EXEMPTION (RAP)		280
			100%	Alberta School Foundation Fund	Totals:	309,880
3101020	NE-32-24-21-4	0.42 Acres			NE corner cut off by R/R M Municipal	
	NR LAND		E 155	WHEATLAND COUNTY EXEMPT	Exempt Total:	4,570
			100%	Alberta School Foundation Fund		
3101030	NE-32-24-21-4	0.81 Acres			Aban. R/R in Road Allowance M Municipal	
	NR LAND		E 155	WHEATLAND COUNTY EXEMPT	Exempt Total:	7,150
			100%	Alberta School Foundation Fund		
3104000	NW-32-24-21-4	144.57 Acres			C Corporation	
	F LAND		T 1	FARMLAND	Taxable Total:	32,610



2019 Assessment Roll (Valuation Date 1-July, 2019) 2020 Taxation Year, Wheatland County

Assessment Year: 2019
Tax Year: 2020

Roll	Legal Address					Total
	100% Alberta School Foundation Fund					
3105000	SE-32-24-21-4	160.00 Acres				
			C Corporation			
	F	LAND	T	1	FARMLAND	Taxable Total: 38,510
	100% Alberta School Foundation Fund					
3106000	0810437 1 2 W -32-24-21-4	174.93 Acres				
	245037 RGE RD 215		& 15.43 ac SW corner of NW32			
			I Individual			
	F	LAND & IMPROVEMENTS	T	1	FARMLAND	29,150
	R		T	103	RESIDENTIAL LAND & IMPROVEMENTS	201,650
			Taxable Total:			230,800
	R		E	901	RURAL RESIDENCE EXEMPTION (RAP)	29,150
	R		E	903	FARM BUILDING EXEMPT	2,260
			100% Alberta School Foundation Fund			
			Exempt Total:			31,410
			Totals:			262,210
3107000	1611204 1 3 NE-33-24-21-4	107.17 Acres				
			South incl. Aban. railway			
			C Corporation			
	F	LAND	T	1	FARMLAND	Taxable Total: 23,930
	100% Alberta School Foundation Fund					
3107010	1611203 1 2 NE-33-24-21-4	37.91 Acres				
			NE Corner incl. Aban. railway			
			I Individual			
	F	LAND	T	1	FARMLAND	Taxable Total: 8,140
	100% Alberta School Foundation Fund					
3107020	NE-33-24-21-4	13.91 Acres				
	213037 TWP RD 250		NORTH OF RAILWAY			
			I Individual			
	R	LAND & IMPROVEMENTS	T	103	RESIDENTIAL LAND & IMPROVEMENTS	Taxable Total: 219,600
	100% Alberta School Foundation Fund					
3108000	NW-33-24-21-4	158.97 Acres				
			C Corporation			
	F	LAND	T	1	FARMLAND	Taxable Total: 33,430
	100% Alberta School Foundation Fund					
3109000	SE-33-24-21-4	158.00 Acres				
			I Individual			
	F	LAND	T	1	FARMLAND	Taxable Total: 37,650
	100% Alberta School Foundation Fund					
3110000	SW-33-24-21-4	158.00 Acres				
			C Corporation			



2019 Assessment Roll (Valuation Date 1-July, 2019) 2020 Taxation Year, Wheatland County

Assessment Year: 2019
Tax Year: 2020

Roll	Legal Address					Total
	F	LAND		T 1	FARMLAND	Taxable Total: 37,950
					100% Alberta School Foundation Fund	
3111000	1611157 1 1	NE-34-24-21-4	146.94 Acres			North & East incl Aban. railway I Individual
	F	LAND		T 1	FARMLAND	Taxable Total: 34,410
					100% Alberta School Foundation Fund	
3113000	1611156 1 1	NW-34-24-21-4	84.62 Acres			North & East incl Aban. railway I Individual
	F	LAND		T 1	FARMLAND	Taxable Total: 19,160
					100% Alberta School Foundation Fund	
3114000	1611711 2 1	N-34-24-21-4	86.38 Acres			S side LSD 11, 12 & SW CRN 10 C Corporation
	F	LAND		T 1	FARMLAND	Taxable Total: 18,500
					100% Alberta School Foundation Fund	
3115000	1611712 2 1	SE-34-24-21-4	139.97 Acres			C Corporation
		244084 HWY 842				
	F	LAND & IMPROVEMENTS		T 1	FARMLAND	29,780
	R			T 103	RESIDENTIAL LAND & IMPROVEMENTS	204,440
						Taxable Total: 234,220
	R			E 901	RURAL RESIDENCE EXEMPTION (RAP)	61,540
	R			E 903	FARM BUILDING EXEMPT	23,620
					100% Alberta School Foundation Fund	85,160
						Exempt Total: 85,160
						Totals: 319,380
3115500	RW5 RLY 24	NE-32-24-21-4	1.65 Acres			NE CORNER M Municipal
	NR	LAND		E 155	WHEATLAND COUNTY EXEMPT	Exempt Total: 4,790
					100% Alberta School Foundation Fund	
3116000	1611158 1 1	SE-34-24-21-4	19.05 Acres			NE Corner incl. Aban. railway I Individual
	F	LAND		T 1	FARMLAND	Taxable Total: 3,280
					100% Alberta School Foundation Fund	
3117000	SW-34-24-21-4		158.04 Acres			C Corporation
	F	LAND		T 1	FARMLAND	Taxable Total: 37,550
					100% Alberta School Foundation Fund	



2019 Assessment Roll (Valuation Date 1-July, 2019) 2020 Taxation Year, Wheatland County

Assessment Year: 2019
Tax Year: 2020

Roll	Legal Address					Total
3118000	NE-35-24-21-4	157.99 Acres			C Corporation	
	F LAND		T 1 FARMLAND		Taxable Total:	36,120
			100% Alberta School Foundation Fund			
3119000	NW-35-24-21-4	158.97 Acres			C Corporation	
	F LAND		T 1 FARMLAND		Taxable Total:	38,310
			100% Alberta School Foundation Fund			
3120000	SE-35-24-21-4	83.09 Acres			NORTH OF RAILWAY C Corporation	
	F LAND		T 1 FARMLAND		Taxable Total:	20,230
			100% Alberta School Foundation Fund			
3120010	550AM C SE-35-24-21-4	7.96 Acres			HUSKY LOADING SITE C Corporation	
	NR LAND		T 105 NON-RESEIDENTIAL LAND & IMPROVEMENTS		Taxable Total:	89,760
			100% Alberta School Foundation Fund			
3121000	1611358 14 1 SE-35-24-21-4	52.78 Acres			South including aband railway C Corporation	
	F LAND		T 1 FARMLAND		Taxable Total:	11,370
			100% Alberta School Foundation Fund			
3122000	1611357 13 1 SW-35-24-21-4	66.95 Acres			S Ptn includes W ptn Aband RLY C Corporation	
	F LAND		T 1 FARMLAND		Taxable Total:	15,260
			100% Alberta School Foundation Fund			
3123000	1212620 11 2 SW-35-24-21-4	52.75 Acres			NORTH OF CHANCELLOR C Corporation	
	F LAND		T 1 FARMLAND		Taxable Total:	12,490
			100% Alberta School Foundation Fund			
3124010	SW-35-24-21-4 105 1 ST E	0.48 Acres			CHANCELLOR I Individual	
	R LAND & IMPROVEMENTS		T 103 RESIDENTIAL LAND & IMPROVEMENTS		Taxable Total:	155,800
			100% Alberta School Foundation Fund			
3124020	550AM OT SW-35-24-21-4	11.67 Acres			S OF FIRST AVE. PARKS A&B M Municipal	
	NR LAND		E 155 WHEATLAND COUNTY EXEMPT		Exempt Total:	14,130



2019 Assessment Roll (Valuation Date 1-July, 2019) 2020 Taxation Year, Wheatland County

Assessment Year: 2019
Tax Year: 2020

Roll	Legal Address				Total
		100% Alberta School Foundation Fund			
3124030	1611359 15 1 S-35-24-21-4 24.08 Acres 211043 TWP RD 245A	CHANCELLOR STATION GROUNDS Fandry Ag Venture Farmer Grain elevator I Individual			
	F LAND & IMPROVEMENTS	T 1 FARMLAND		4,400	
	R	E 903 FARM BUILDING EXEMPT		122,390	
		100% Alberta School Foundation Fund	Totals:	126,790	
3125000	NE-36-24-21-4 157.95 Acres	C Corporation			
	F LAND	T 1 FARMLAND	Taxable Total:	39,260	
		100% Alberta School Foundation Fund			
3128000	NW-36-24-21-4 126.98 Acres	C Corporation			
	F LAND	T 1 FARMLAND	Taxable Total:	31,370	
		100% Alberta School Foundation Fund			
3129000	NW-36-24-21-4 19.66 Acres 245047 RGE RD 211	SOUTH WEST CORNER C Corporation			
	F LAND & IMPROVEMENTS	T 1 FARMLAND		3,470	
	R	T 103 RESIDENTIAL LAND & IMPROVEMENTS		195,760	
			Taxable Total:	199,230	
	R	E 901 RURAL RESIDENCE EXEMPTION (RAP)		61,540	
	R	E 903 FARM BUILDING EXEMPT		74,750	
		100% Alberta School Foundation Fund	Exempt Total:	136,290	
			Totals:	335,520	
3130000	1611006 1 2 SE-36-24-21-4 143.79 Acres	SOUTHERLY PORTION I Individual			
	F LAND	T 1 FARMLAND	Taxable Total:	31,540	
		100% Alberta School Foundation Fund			
3132000	1610678 1 2 SW-36-24-21-4 79.98 Acres	SOUTHERLY PORTION I Individual			
	F LAND	T 1 FARMLAND	Taxable Total:	13,210	
		100% Alberta School Foundation Fund			
3133000	1611005 1 1 S-36-24-21-4 90.54 Acres	N ptn SW 1/4 & NW ptn SE 1/4 I Individual			
	F LAND	T 1 FARMLAND	Taxable Total:	16,560	
		100% Alberta School Foundation Fund			



2019 Assessment Roll (Valuation Date 1-July, 2019) 2020 Taxation Year, Wheatland County

Assessment Year: 2019
Tax Year: 2020

Roll	Legal Address	Total
3134000	6648BM A,B SW-36-24-21-4 2.80 Acres NR LAND E 155 WHEATLAND COUNTY EXEMPT 100% Alberta School Foundation Fund	PARCELS A AND B M Municipal Exempt Total: 10,480
3135000	SW-36-24-21-4 1.99 Acres F LAND T 1 FARMLAND 100% Alberta School Foundation Fund	SOUTH 33 FEET I Individual Taxable Total: 250
3136000	550AM 1 1-3 SW-35-24-21-4 9,926 Sq. Feet 100 CENTRE ST R LAND T 104 RESIDENTIAL VACANT LAND 100% Alberta School Foundation Fund	I Individual Taxable Total: 3,600
3139000	550AM 1 4-9 SW-35-24-21-4 0.46 Acres 104 CENTRE ST R LAND T 104 RESIDENTIAL VACANT LAND 100% Alberta School Foundation Fund	I Individual Taxable Total: 10,900
3145000	550AM 1 10 SW-35-24-21-4 3,309 Sq. Feet 108 CENTRE ST R LAND T 104 RESIDENTIAL VACANT LAND 100% Alberta School Foundation Fund	I Individual Taxable Total: 2,200
3146000	550AM 1 11 SW-35-24-21-4 3,309 Sq. Feet 112 CENTRE ST R LAND T 104 RESIDENTIAL VACANT LAND 100% Alberta School Foundation Fund	I Individual Taxable Total: 2,200
3147000	0412377 12 40 SW-35-24-21-4 1.87 Acres 205 2 AVE R LAND & IMPROVEMENTS T 103 RESIDENTIAL LAND & IMPROVEMENTS 100% Alberta School Foundation Fund	I Individual Taxable Total: 320,400
3167000	550AM 1 26-37 SW-35-24-21-4 0.90 Acres 204 1 AVE R LAND & IMPROVEMENTS T 103 RESIDENTIAL LAND & IMPROVEMENTS 100% Alberta School Foundation Fund	I Individual Taxable Total: 38,200
3169000	550AM 1 38,39 SW-35-24-21-4 6,500 Sq. Feet 200 1 AVE R LAND T 104 RESIDENTIAL VACANT LAND	I Individual Taxable Total: 2,700



2019 Assessment Roll (Valuation Date 1-July, 2019) 2020 Taxation Year, Wheatland County

Assessment Year: 2019
Tax Year: 2020

Roll	Legal Address						Total
3171000	550AM 2 1,2 116 1 AVE	SW-35-24-21-4	6,617 Sq. Feet	100% Alberta School Foundation Fund			Former Chancellor Hall I Individual
	R	LAND		T	104	RESIDENTIAL VACANT LAND	Taxable Total:
	100% Alberta School Foundation Fund						10,900
3172000	550AM 2 3-5 103 CENTRE ST	SW-35-24-21-4	0.23 Acres				I Individual
	R	LAND		T	104	RESIDENTIAL VACANT LAND	Taxable Total:
	100% Alberta School Foundation Fund						3,600
3175000	550AM 2 6-11 107 CENTRE ST	SW-35-24-21-4	0.46 Acres				I Individual
	R	LAND		T	104	RESIDENTIAL VACANT LAND	Taxable Total:
	100% Alberta School Foundation Fund						5,400
3180000	550AM 2 12-25 104 1 ST E	SW-35-24-21-4	1.04 Acres				I Individual
	R	LAND & IMPROVEMENTS		T	103	RESIDENTIAL LAND & IMPROVEMENTS	Taxable Total:
	100% Alberta School Foundation Fund						256,300
3192000	550AM 2 26,27 100 1 AVE	SW-35-24-21-4	6,500 Sq. Feet				I Individual
	R	LAND		T	104	RESIDENTIAL VACANT LAND	Taxable Total:
	100% Alberta School Foundation Fund						2,700
3193000	550AM 2 28-32 104 1 AVE	SW-35-24-21-4	16,250 Sq. Feet				I Individual
	R	LAND & IMPROVEMENTS		T	103	RESIDENTIAL LAND & IMPROVEMENTS	Taxable Total:
	100% Alberta School Foundation Fund						113,000
3197000	550AM 2 33-39 112 1 AVE	SW-35-24-21-4	22,750 Sq. Feet				I Individual
	R	LAND		T	104	RESIDENTIAL VACANT LAND	Taxable Total:
	100% Alberta School Foundation Fund						5,900
3222000	550AM 9 19-23 200 1 ST E	SW-35-24-21-4	0.37 Acres				I Individual
	R	LAND & IMPROVEMENTS		T	103	RESIDENTIAL LAND & IMPROVEMENTS	Taxable Total:
	100% Alberta School Foundation Fund						253,900
3226000	550AM 9 24-26 104 2 AVE	SW-35-24-21-4	9,750 Sq. Feet				I Individual



2019 Assessment Roll (Valuation Date 1-July, 2019) 2020 Taxation Year, Wheatland County

Assessment Year: 2019
Tax Year: 2020

Roll	Legal Address					Total
	R	LAND			T 104 RESIDENTIAL VACANT LAND 100% Alberta School Foundation Fund	Taxable Total: 3,600
3229000	550AM 9 27	SW-35-24-21-4	3,250 Sq. Feet			M Municipal
	108 2 AVE					
	NR	LAND			E 160 TAX RECOVERY EXEMPT 100% Alberta School Foundation Fund	Exempt Total: 1,830
3230000	550AM 9 28-30	SW-35-24-21-4	9,750 Sq. Feet			M Municipal
	112 2 AVE					
	NR	LAND			E 160 TAX RECOVERY EXEMPT 100% Alberta School Foundation Fund	Exempt Total: 3,570
3233000	550AM 9 31,32	SW-35-24-21-4	6,500 Sq. Feet			I Individual
	116 2 AVE					
	R	LAND			T 104 RESIDENTIAL VACANT LAND 100% Alberta School Foundation Fund	Taxable Total: 2,700
3276000	NE-1-25-21-4		160.00 Acres			C Corporation
	F	LAND			T 1 FARMLAND 100% Alberta School Foundation Fund	Taxable Total: 30,430
3277000	NW-1-25-21-4		105.43 Acres			SOUTH OF WATER COURSE C Corporation
	F	LAND			T 1 FARMLAND 100% Alberta School Foundation Fund	Taxable Total: 19,180
3278000	NW-1-25-21-4		53.57 Acres			NORTH OF WATER COURSE C Corporation
	F	LAND			T 1 FARMLAND 100% Alberta School Foundation Fund	Taxable Total: 8,040
3279000	SE-1-25-21-4		158.97 Acres			County Lease-Chancellor Stock Pile C Corporation
	F	LAND			T 1 FARMLAND	34,080
	NR				E 152 MUNI GRAVEL OPERATION- EXEMPT 100% Alberta School Foundation Fund	51,000
3280000	SW-1-25-21-4		157.98 Acres			Totals: 85,080
						C Corporation
	F	LAND			T 1 FARMLAND 100% Alberta School Foundation Fund	Taxable Total: 31,890



2019 Assessment Roll (Valuation Date 1-July, 2019) 2020 Taxation Year, Wheatland County

Assessment Year: 2019
Tax Year: 2020

Roll	Legal Address	Total
3281000	NE-2-25-21-4 159.00 Acres	
	I Individual	
	F LAND T 1 FARMLAND 100% Alberta School Foundation Fund	Taxable Total: 34,150
3282000	NW-2-25-21-4 160.00 Acres	
	I Individual	
	F LAND T 1 FARMLAND 100% Alberta School Foundation Fund	Taxable Total: 37,880
3283000	SE-2-25-21-4 157.98 Acres	
	I Individual	
	F LAND T 1 FARMLAND 100% Alberta School Foundation Fund	Taxable Total: 36,830
3284000	SW-2-25-21-4 138.11 Acres	
	I Individual	
	F LAND T 1 FARMLAND 100% Alberta School Foundation Fund	Taxable Total: 32,540
3284010	9913182 1 SW-2-25-21-4 20.86 Acres 211072 HWY 842	SOUTHWEST CORNER
	I Individual	
	F LAND & IMPROVEMENTS T 1 FARMLAND	2,960
	R T 103 RESIDENTIAL LAND & IMPROVEMENTS	338,090
		Taxable Total: 341,050
	R E 901 RURAL RESIDENCE EXEMPTION (RAP)	2,960
	R E 903 FARM BUILDING EXEMPT	15,350
	100% Alberta School Foundation Fund	Exempt Total: 18,310
		Totals: 359,360
3285000	NE-3-25-21-4 160.00 Acres	
	I Individual	
	F LAND T 1 FARMLAND 100% Alberta School Foundation Fund	Taxable Total: 35,950
3286000	NW-3-25-21-4 160.00 Acres	
	I Individual	
	F LAND T 1 FARMLAND 100% Alberta School Foundation Fund	Taxable Total: 36,390
3287000	SE-3-25-21-4 158.97 Acres	
	C Corporation	
	F LAND T 1 FARMLAND	Taxable Total: 38,080



2019 Assessment Roll (Valuation Date 1-July, 2019) 2020 Taxation Year, Wheatland County

Assessment Year: 2019
Tax Year: 2020

Roll	Legal Address						Total
			100% Alberta School Foundation Fund				
3288000	SW-3-25-21-4	158.97 Acres				C Corporation	
	F LAND		T 1	FARMLAND		Taxable Total:	37,770
			100% Alberta School Foundation Fund				
3289000	NE-4-25-21-4	158.00 Acres				C Corporation	
	213023 TWP RD 251						
	F LAND & IMPROVEMENTS		T 1	FARMLAND			34,480
	R		T 103	RESIDENTIAL LAND & IMPROVEMENTS			373,530
						Taxable Total:	408,010
	R		E 901	RURAL RESIDENCE EXEMPTION (RAP)			52,570
			100% Alberta School Foundation Fund				
						Totals:	460,580
3290000	NW-4-25-21-4	158.00 Acres				I Individual	
	213043 TWP RD 251						
	F LAND & IMPROVEMENTS		T 1	FARMLAND			29,970
	R		T 103	RESIDENTIAL LAND & IMPROVEMENTS			453,930
						Taxable Total:	483,900
	R		E 901	RURAL RESIDENCE EXEMPTION (RAP)			30,770
			100% Alberta School Foundation Fund				
						Totals:	514,670
3291000	SE-4-25-21-4	158.97 Acres				C Corporation	
	F LAND		T 1	FARMLAND		Taxable Total:	35,510
			100% Alberta School Foundation Fund				
3292000	SW-4-25-21-4	158.97 Acres				I Individual	
	F LAND		T 1	FARMLAND		Taxable Total:	33,000
			100% Alberta School Foundation Fund				
3293000	NE-5-25-21-4	158.00 Acres				C Corporation	
	F LAND		T 1	FARMLAND		Taxable Total:	35,910
			100% Alberta School Foundation Fund				
3294000	NW-5-25-21-4	158.00 Acres				I Individual	
	F LAND		T 1	FARMLAND		Taxable Total:	39,980
			100% Alberta School Foundation Fund				



2019 Assessment Roll (Valuation Date 1-July, 2019) 2020 Taxation Year, Wheatland County

Assessment Year: 2019
Tax Year: 2020

Roll	Legal Address				Total
3295000	SE-5-25-21-4	160.00 Acres		I Individual	
	F LAND		T 1 FARMLAND	Taxable Total:	37,880
			100% Alberta School Foundation Fund		
3296000	SW-5-25-21-4	160.00 Acres		I Individual	
	F LAND		T 1 FARMLAND	Taxable Total:	36,720
			100% Alberta School Foundation Fund		
3297000	NE-6-25-21-4	158.00 Acres		C Corporation	
	F LAND		T 1 FARMLAND	Taxable Total:	37,240
			100% Alberta School Foundation Fund		
3298000	NW-6-25-21-4	158.33 Acres		C Corporation	
	F LAND		T 1 FARMLAND	Taxable Total:	28,570
			100% Alberta School Foundation Fund		
3299000	SE-6-25-21-4	160.00 Acres		C Corporation	
	F LAND		T 1 FARMLAND	Taxable Total:	38,180
			100% Alberta School Foundation Fund		
3300000	SW-6-25-21-4	160.00 Acres		C Corporation	
	F LAND		T 1 FARMLAND	Taxable Total:	28,080
			100% Alberta School Foundation Fund		
3301000	NE-7-25-21-4	160.00 Acres		C Corporation	
	F LAND		T 1 FARMLAND	Taxable Total:	36,070
			100% Alberta School Foundation Fund		
3302000	NW-7-25-21-4	160.00 Acres		C Corporation	
	F LAND		T 1 FARMLAND	Taxable Total:	34,100
			100% Alberta School Foundation Fund		
3303000	SE-7-25-21-4	158.00 Acres		I Individual	
	F LAND		T 1 FARMLAND	Taxable Total:	36,440



2019 Assessment Roll (Valuation Date 1-July, 2019) 2020 Taxation Year, Wheatland County

Assessment Year: 2019
Tax Year: 2020

Roll	Legal Address					Total
100% Alberta School Foundation Fund						
3304000	SW-7-25-21-4	157.61 Acres				
			C Corporation			
	F	LAND	T	1	FARMLAND	Taxable Total: 34,650
100% Alberta School Foundation Fund						
3305000	NE-8-25-21-4	160.00 Acres				
			C Corporation			
	F	LAND	T	1	FARMLAND	Taxable Total: 33,460
100% Alberta School Foundation Fund						
3306000	NW-8-25-21-4	160.00 Acres				
			I Individual			
	F	LAND	T	1	FARMLAND	Taxable Total: 37,610
100% Alberta School Foundation Fund						
3307000	SE-8-25-21-4	158.00 Acres				
			I Individual			
	F	LAND	T	1	FARMLAND	Taxable Total: 36,330
100% Alberta School Foundation Fund						
3308000	SW-8-25-21-4	151.13 Acres				
			I Individual			
	F	LAND	T	1	FARMLAND	Taxable Total: 35,490
100% Alberta School Foundation Fund						
3308010	0913380 1 3 SW-8-25-21-4 214078 TWP RD 251	3.32 Acres	SW PART OF LSD 4			
			I Individual			
	R	LAND & IMPROVEMENTS	T	103	RESIDENTIAL LAND & IMPROVEMENTS	Taxable Total: 138,300
100% Alberta School Foundation Fund						
3308020	0913380 1 2 SW-8-25-21-4	3.56 Acres	SW CORNER			
			I Individual			
	R	LAND	T	104	RESIDENTIAL VACANT LAND	Taxable Total: 68,600
100% Alberta School Foundation Fund						
3309000	NE-9-25-21-4 251064 RGE RD 213	160.00 Acres				
			I Individual			
	F	LAND & IMPROVEMENTS	T	1	FARMLAND	34,440
	R		T	103	RESIDENTIAL LAND & IMPROVEMENTS	299,930
			Taxable Total:			334,370
	R		E	901	RURAL RESIDENCE EXEMPTION (RAP)	30,770
			Totals:			365,140



2019 Assessment Roll (Valuation Date 1-July, 2019) 2020 Taxation Year, Wheatland County

Assessment Year: 2019
Tax Year: 2020

Roll	Legal Address	100% Alberta School Foundation Fund				Total
3310000	NW-9-25-21-4 160.00 Acres 213051 TWP RD 252	I Individual				
	F LAND & IMPROVEMENTS	T 1	FARMLAND			30,850
	R	T 103	RESIDENTIAL LAND & IMPROVEMENTS			422,820
				Taxable Total:		453,670
	R	E 901	RURAL RESIDENCE EXEMPTION (RAP)			61,540
	R	E 903	FARM BUILDING EXEMPT			34,040
			100% The Golden Hills Reg. Div. 15	Exempt Total:		95,580
				Totals:		549,250
3311000	0012455 1 SE-9-25-21-4 2.01 Acres 213036 TWP RD 251	SW CORNER I Individual				
	R LAND & IMPROVEMENTS	T 103	RESIDENTIAL LAND & IMPROVEMENTS			125,360
	R	E 901	RURAL RESIDENCE EXEMPTION (RAP)			61,540
	R	E 903	FARM BUILDING EXEMPT			6,560
			100% Alberta School Foundation Fund	Exempt Total:		68,100
				Totals:		193,460
3311010	0012456 2 S -9-25-21-4 156.15 Acres	SOUTH HALF I Individual				
	F LAND	T 1	FARMLAND	Taxable Total:		32,230
			100% Alberta School Foundation Fund			
3312000	0012456 3 S -9-25-21-4 156.15 Acres	NORTH 1/2 I Individual				
	F LAND	T 1	FARMLAND	Taxable Total:		30,340
			100% Alberta School Foundation Fund			
3313000	NE-10-25-21-4 160.00 Acres	I Individual				
	F LAND	T 1	FARMLAND	Taxable Total:		35,890
			100% Alberta School Foundation Fund			
3314000	NW-10-25-21-4 160.00 Acres 251047 RGE RD 213	I Individual				
	F LAND & IMPROVEMENTS	T 1	FARMLAND			35,790
	R	T 103	RESIDENTIAL LAND & IMPROVEMENTS			230,160
				Taxable Total:		265,950
	R	E 901	RURAL RESIDENCE EXEMPTION (RAP)			61,540
	R	E 903	FARM BUILDING EXEMPT			94,920
				Exempt Total:		156,460
				Totals:		422,410



2019 Assessment Roll (Valuation Date 1-July, 2019) 2020 Taxation Year, Wheatland County

Assessment Year: 2019
Tax Year: 2020

Roll	Legal Address	100% Alberta School Foundation Fund				Total
3315000	SE-10-25-21-4	160.00 Acres				
			I Individual			
	F LAND		T 1 FARMLAND	Taxable Total:		37,860
			100% Alberta School Foundation Fund			
3316000	SW-10-25-21-4	160.00 Acres				
			I Individual			
	F LAND		T 1 FARMLAND	Taxable Total:		37,860
			100% Alberta School Foundation Fund			
3317000	NE-11-25-21-4	159.00 Acres				
			I Individual			
	F LAND		T 1 FARMLAND	Taxable Total:		32,240
			100% Alberta School Foundation Fund			
3318000	NW-11-25-21-4	160.00 Acres				
			I Individual			
	F LAND		T 1 FARMLAND	Taxable Total:		35,140
			100% Alberta School Foundation Fund			
3319000	SE-11-25-21-4	159.00 Acres				
			I Individual			
	F LAND		T 1 FARMLAND	Taxable Total:		37,080
			100% Alberta School Foundation Fund			
3320000	SW-11-25-21-4	160.00 Acres				
			I Individual			
	F LAND		T 1 FARMLAND	Taxable Total:		37,220
			100% Alberta School Foundation Fund			
3321000	NE-12-25-21-4	160.00 Acres				
			C Corporation			
	F LAND		T 1 FARMLAND	Taxable Total:		32,690
			100% Alberta School Foundation Fund			
3322000	NW-12-25-21-4	159.00 Acres				
			C Corporation			
	F LAND		T 1 FARMLAND	Taxable Total:		31,220
			100% Alberta School Foundation Fund			
3323000	SE-12-25-21-4	160.00 Acres				
			C Corporation			
	F LAND		T 1 FARMLAND	Taxable Total:		31,390



2019 Assessment Roll (Valuation Date 1-July, 2019) 2020 Taxation Year, Wheatland County

Assessment Year: 2019
Tax Year: 2020

Roll	Legal Address					Total
	100% Alberta School Foundation Fund					
3324000	SW-12-25-21-4	84.57 Acres				
	F	LAND	T	1	FARMLAND	Taxable Total: 16,460
	100% Alberta School Foundation Fund					
3325000	SW-12-25-21-4	74.43 Acres				
	F	LAND	T	1	FARMLAND	Taxable Total: 12,020
	100% Alberta School Foundation Fund					
3326000	NE-13-25-21-4	160.00 Acres				
	F	LAND	T	1	FARMLAND	Taxable Total: 29,020
	100% Alberta School Foundation Fund					
3327000	NW-13-25-21-4	159.00 Acres				
	F	LAND	T	1	FARMLAND	Taxable Total: 25,000
	100% Alberta School Foundation Fund					
3328000	SE-13-25-21-4	160.00 Acres				
	F	LAND	T	1	FARMLAND	Taxable Total: 31,490
	100% Alberta School Foundation Fund					
3329000	SW-13-25-21-4	155.05 Acres				
	F	LAND	T	1	FARMLAND	Taxable Total: 28,160
	100% Alberta School Foundation Fund					
3329010	9810317 1 SW-13-25-21-4 3.95 Acres 210058 TWP RD 252					
	R	LAND & IMPROVEMENTS	T	103	RESIDENTIAL LAND & IMPROVEMENTS	Taxable Total: 161,800
	100% Alberta School Foundation Fund					
3330000	NE-14-25-21-4	159.00 Acres				
	F	LAND	T	1	FARMLAND	Taxable Total: 30,970
	100% Alberta School Foundation Fund					
3331000	NW-14-25-21-4	160.00 Acres				
						I Individual



2019 Assessment Roll (Valuation Date 1-July, 2019) 2020 Taxation Year, Wheatland County

Assessment Year: 2019
Tax Year: 2020

Roll	Legal Address					Total
	F	LAND	T	1	FARMLAND	Taxable Total: 31,060
					100% Alberta School Foundation Fund	
3332000	SE-14-25-21-4	159.00 Acres				I Individual
	F	LAND	T	1	FARMLAND	Taxable Total: 35,630
					100% Alberta School Foundation Fund	
3333000	SW-14-25-21-4	160.00 Acres				I Individual
		211064 TWP RD 252				
	F	LAND & IMPROVEMENTS	T	1	FARMLAND	33,250
	R		T	103	RESIDENTIAL LAND & IMPROVEMENTS	258,660
					Taxable Total:	291,910
	R		E	901	RURAL RESIDENCE EXEMPTION (RAP)	61,540
	R		E	903	FARM BUILDING EXEMPT	12,600
					100% Alberta School Foundation Fund	74,140
					Exempt Total:	74,140
					Totals:	366,050
3334000	NE-15-25-21-4	160.00 Acres				I Individual
	F	LAND	T	1	FARMLAND	Taxable Total: 28,040
					100% Alberta School Foundation Fund	
3335000	NW-15-25-21-4	160.00 Acres				I Individual
	F	LAND	T	1	FARMLAND	Taxable Total: 28,600
					100% Alberta School Foundation Fund	
3336000	SE-15-25-21-4	160.00 Acres				I Individual
	F	LAND	T	1	FARMLAND	Taxable Total: 34,290
					100% Alberta School Foundation Fund	
3337000	SW-15-25-21-4	154.23 Acres				I Individual
	F	LAND	T	1	FARMLAND	Taxable Total: 16,090
					100% Alberta School Foundation Fund	
3337010	0111833 1 1	SW-15-25-21-4 5.77 Acres				WEST OF SOUTHEAST CORNER
		212050 TWP RD 252				I Individual
	F	LAND & IMPROVEMENTS	T	1	FARMLAND	380
	R		T	103	RESIDENTIAL LAND & IMPROVEMENTS	382,720
					Taxable Total:	383,100



2019 Assessment Roll (Valuation Date 1-July, 2019) 2020 Taxation Year, Wheatland County

Assessment Year: 2019
Tax Year: 2020

Roll	Legal Address						Total
	R		E 901	RURAL RESIDENCE EXEMPTION (RAP)			380
			100%	Alberta School Foundation Fund	Totals:		383,480
3338000	NE-16-25-21-4	160.00 Acres					
	213024 TWP RD 252				I Individual		
	F LAND & IMPROVEMENTS		T 1	FARMLAND			34,030
	R		T 103	RESIDENTIAL LAND & IMPROVEMENTS			122,730
					Taxable Total:		156,760
	R		E 901	RURAL RESIDENCE EXEMPTION (RAP)			36,970
			100%	Alberta School Foundation Fund	Totals:		193,730
3339000	NW-16-25-21-4	160.00 Acres					
					I Individual		
	F LAND		T 1	FARMLAND	Taxable Total:		37,460
			100%	Alberta School Foundation Fund			
3340000	SE-16-25-21-4	152.68 Acres			NORTH WEST OF WATER COURSE		
	213024A TWP RD 252				I Individual		
	F LAND & IMPROVEMENTS		T 1	FARMLAND			33,020
	R		T 103	RESIDENTIAL LAND & IMPROVEMENTS			237,860
					Taxable Total:		270,880
	R		E 901	RURAL RESIDENCE EXEMPTION (RAP)			61,540
	R		E 903	FARM BUILDING EXEMPT			15,110
			100%	Alberta School Foundation Fund	Exempt Total:		76,650
					Totals:		347,530
3341000	SE-16-25-21-4	7.32 Acres			SE. CORNER		
	213002 TWP RD 252				I Individual		
	F LAND & IMPROVEMENTS		T 1	FARMLAND			750
	R		T 103	RESIDENTIAL LAND & IMPROVEMENTS			353,360
					Taxable Total:		354,110
	R		E 901	RURAL RESIDENCE EXEMPTION (RAP)			61,540
			100%	Alberta School Foundation Fund	Totals:		415,650
3342000	SW-16-25-21-4	160.00 Acres					
					I Individual		
	F LAND		T 1	FARMLAND	Taxable Total:		35,770
			100%	Alberta School Foundation Fund			
3343000	NE-17-25-21-4	160.00 Acres					
					I Individual		
	F LAND		T 1	FARMLAND	Taxable Total:		34,760
			100%	Alberta School Foundation Fund			



2019 Assessment Roll (Valuation Date 1-July, 2019) 2020 Taxation Year, Wheatland County

Assessment Year: 2019
Tax Year: 2020

Roll	Legal Address				Total
3344000	NW-17-25-21-4	160.00 Acres		C Corporation	
	F LAND		T 1 FARMLAND	Taxable Total:	36,140
			100% Alberta School Foundation Fund		
3345000	SE-17-25-21-4	160.00 Acres		I Individual	
	F LAND		T 1 FARMLAND	Taxable Total:	33,880
			100% Alberta School Foundation Fund		
3346000	SW-17-25-21-4	153.23 Acres		C Corporation	
	F LAND		T 1 FARMLAND	Taxable Total:	36,730
			100% Alberta School Foundation Fund		
3347000	SW-17-25-21-4	6.77 Acres		SE. CORNER	
	214046 TWP RD 252			I Individual	
	R LAND & IMPROVEMENTS		T 103 RESIDENTIAL LAND & IMPROVEMENTS	Taxable Total:	245,800
			100% Alberta School Foundation Fund		
3348000	NE-18-25-21-4	160.00 Acres		C Corporation	
	F LAND		T 1 FARMLAND	Taxable Total:	37,170
			100% Alberta School Foundation Fund		
3349000	NW-18-25-21-4	160.00 Acres		C Corporation	
	F LAND		T 1 FARMLAND	Taxable Total:	34,900
			100% The Golden Hills Reg. Div. 15		
3350000	SE-18-25-21-4	156.00 Acres		I Individual	
	215036 TWP RD 252				
	F LAND & IMPROVEMENTS		T 1 FARMLAND		31,690
	R		T 103 RESIDENTIAL LAND & IMPROVEMENTS		202,590
				Taxable Total:	234,280
	R		E 901 RURAL RESIDENCE EXEMPTION (RAP)		30,770
	R		E 903 FARM BUILDING EXEMPT		9,060
			100% Alberta School Foundation Fund	Exempt Total:	39,830
				Totals:	274,110
3351000	SE-18-25-21-4	4.00 Acres		SOUTH EAST CORNER	
	215032 TWP RD 252			I Individual	
	F LAND & IMPROVEMENTS		T 1 FARMLAND		150



2019 Assessment Roll (Valuation Date 1-July, 2019) 2020 Taxation Year, Wheatland County

Assessment Year: 2019
Tax Year: 2020

Roll	Legal Address						Total
	R		T	103	RESIDENTIAL LAND & IMPROVEMENTS		209,650
						Taxable Total:	209,800
	R		E	901	RURAL RESIDENCE EXEMPTION (RAP)		150
				100%	Alberta School Foundation Fund	Totals:	209,950
3352000	SW-18-25-21-4	160.00 Acres					
	215044 TWP RD 252					C Corporation	
	F	LAND & IMPROVEMENTS	T	1	FARMLAND		36,590
	R		T	103	RESIDENTIAL LAND & IMPROVEMENTS		436,590
						Taxable Total:	473,180
	R		E	901	RURAL RESIDENCE EXEMPTION (RAP)		92,310
				100%	Alberta School Foundation Fund	Totals:	565,490
3353000	NE-19-25-21-4	160.00 Acres					
						C Corporation	
	F	LAND	T	1	FARMLAND	Taxable Total:	36,420
				100%	The Golden Hills Reg. Div. 15		
3354000	NW-19-25-21-4	160.00 Acres					
						C Corporation	
	F	LAND	T	1	FARMLAND	Taxable Total:	32,330
				100%	The Golden Hills Reg. Div. 15		
3355000	SE-19-25-21-4	160.00 Acres					
						C Corporation	
	F	LAND	T	1	FARMLAND	Taxable Total:	35,410
				100%	The Golden Hills Reg. Div. 15		
3356000	SW-19-25-21-4	160.00 Acres					
	253017 RGE RD 220					C Corporation	
	F	LAND & IMPROVEMENTS	T	1	FARMLAND		28,290
	R		T	103	RESIDENTIAL LAND & IMPROVEMENTS		293,990
						Taxable Total:	322,280
	R		E	901	RURAL RESIDENCE EXEMPTION (RAP)		92,310
				100%	The Golden Hills Reg. Div. 15	Totals:	414,590
3357000	NE-20-25-21-4	160.00 Acres					
						C Corporation	
	F	LAND	T	1	FARMLAND	Taxable Total:	32,510
				100%	Alberta School Foundation Fund		
3358000	NW-20-25-21-4	160.00 Acres					
						C Corporation	



2019 Assessment Roll (Valuation Date 1-July, 2019) 2020 Taxation Year, Wheatland County

Assessment Year: 2019
Tax Year: 2020

Roll	Legal Address					Total
	F	LAND	T	1	FARMLAND	Taxable Total: 35,140
					100% Alberta School Foundation Fund	
3359000	SE-20-25-21-4	80.00 Acres				SOUTH HALF I Individual
	F	LAND	T	1	FARMLAND	Taxable Total: 15,330
					100% Alberta School Foundation Fund	
3359010	SE-20-25-21-4	80.00 Acres				NORTH HALF I Individual
	F	LAND	T	1	FARMLAND	Taxable Total: 18,830
					100% Alberta School Foundation Fund	
3360000	SW-20-25-21-4	80.00 Acres				NORTH HALF I Individual
		253035 RGE RD 215				
	F	LAND & IMPROVEMENTS	T	1	FARMLAND	17,360
	R		T	103	RESIDENTIAL LAND & IMPROVEMENTS	357,360
						Taxable Total: 374,720
	R		E	901	RURAL RESIDENCE EXEMPTION (RAP)	61,540
					100% Alberta School Foundation Fund	Totals: 436,260
3360010	SW-20-25-21-4	80.00 Acres				SOUTH HALF I Individual
		253001 RGE RD 215				
	F	LAND & IMPROVEMENTS	T	1	FARMLAND	18,320
	R		T	103	RESIDENTIAL LAND & IMPROVEMENTS	231,560
						Taxable Total: 249,880
	R		E	901	RURAL RESIDENCE EXEMPTION (RAP)	61,540
					100% Alberta School Foundation Fund	Totals: 311,420
3361000	NE-21-25-21-4	160.00 Acres				I Individual
	F	LAND	T	1	FARMLAND	Taxable Total: 18,900
					100% Alberta School Foundation Fund	
3362000	NW-21-25-21-4	155.76 Acres				I Individual
	F	LAND	T	1	FARMLAND	Taxable Total: 29,410
					100% Alberta School Foundation Fund	
3363000	SE-21-25-21-4	160.00 Acres				I Individual
	F	LAND	T	1	FARMLAND	Taxable Total: 28,010
					100% Alberta School Foundation Fund	



2019 Assessment Roll (Valuation Date 1-July, 2019) 2020 Taxation Year, Wheatland County

Assessment Year: 2019
Tax Year: 2020

Roll	Legal Address				Total
3364000	SW-21-25-21-4	160.00 Acres		I Individual	
	F LAND		T 1 FARMLAND	Taxable Total:	34,840
			100% Alberta School Foundation Fund		
3365000	NE-22-25-21-4	160.00 Acres		C Corporation	
	F LAND		T 1 FARMLAND	Taxable Total:	31,360
			100% Alberta School Foundation Fund		
3366000	NW-22-25-21-4	160.00 Acres		I Individual	
	F LAND		T 1 FARMLAND	Taxable Total:	31,260
			100% Alberta School Foundation Fund		
3367000	SE-22-25-21-4	160.00 Acres		C Corporation	
	F LAND		T 1 FARMLAND	Taxable Total:	33,610
			100% Alberta School Foundation Fund		
3368000	SW-22-25-21-4	160.00 Acres		I Individual	
	F LAND		T 1 FARMLAND	Taxable Total:	25,460
			100% Alberta School Foundation Fund		
3369000	NE-23-25-21-4	159.01 Acres		C Corporation	
	F LAND		T 1 FARMLAND	Taxable Total:	34,960
			100% Alberta School Foundation Fund		
3370000	NW-23-25-21-4	160.00 Acres		I Individual	
	F LAND		T 1 FARMLAND	Taxable Total:	28,460
			100% Alberta School Foundation Fund		
3371000	SE-23-25-21-4	156.77 Acres		Standard Colony	
	253032 HWY 842			C Corporation	
	F LAND & IMPROVEMENTS		T 1 FARMLAND		35,890
	R		T 103 RESIDENTIAL LAND & IMPROVEMENTS		1,903,950
				Taxable Total:	1,939,840
	NR		E 156 SCHOOLS EXEMPT		397,600
	R		E 901 RURAL RESIDENCE EXEMPTION (RAP)		814,650
	R		E 903 FARM BUILDING EXEMPT		274,300



2019 Assessment Roll (Valuation Date 1-July, 2019) 2020 Taxation Year, Wheatland County

Assessment Year: 2019
Tax Year: 2020

Roll	Legal Address				Total
			100% Alberta School Foundation Fund	Exempt Total:	1,486,550
				Totals:	3,426,390
3371020	8810947 2	SE-23-25-21-4	0.96 Acres	N.W.PORION LSD 2 Standard Colony Cemetery C Corporation	
	NR	LAND	E 159 CEMETARY EXEMPT	Exempt Total:	40,680
			100% Alberta School Foundation Fund		
3372000	SW-23-25-21-4		159.87 Acres	C Corporation	
	F	LAND	T 1 FARMLAND	Taxable Total:	20,150
			100% Alberta School Foundation Fund		
3373000	NE-24-25-21-4		160.00 Acres	C Corporation	
	F	LAND	T 1 FARMLAND	Taxable Total:	31,320
			100% Alberta School Foundation Fund		
3374000	NW-24-25-21-4		159.01 Acres	C Corporation	
	F	LAND	T 1 FARMLAND	Taxable Total:	31,490
			100% Alberta School Foundation Fund		
3375000	SE-24-25-21-4		160.00 Acres	C Corporation	
	F	LAND	T 1 FARMLAND	Taxable Total:	29,460
			100% Alberta School Foundation Fund		
3376000	SW-24-25-21-4		159.00 Acres	C Corporation	
	F	LAND	T 1 FARMLAND	Taxable Total:	32,040
			100% Alberta School Foundation Fund		
3377000	NE-25-25-21-4		160.00 Acres	C Corporation	
	F	LAND	T 1 FARMLAND	Taxable Total:	29,700
			100% Alberta School Foundation Fund		
3378000	NW-25-25-21-4		159.00 Acres	C Corporation	
	F	LAND	T 1 FARMLAND	Taxable Total:	31,210
			100% Alberta School Foundation Fund		



2019 Assessment Roll (Valuation Date 1-July, 2019) 2020 Taxation Year, Wheatland County

Assessment Year: 2019
Tax Year: 2020

Roll	Legal Address				Total
3379000	SE-25-25-21-4	160.00 Acres		C Corporation	
	F LAND		T 1 FARMLAND	Taxable Total:	31,760
			100% Alberta School Foundation Fund		
3380000	SW-25-25-21-4	159.00 Acres		C Corporation	
	F LAND		T 1 FARMLAND	Taxable Total:	30,860
			100% Alberta School Foundation Fund		
3381000	NE-26-25-21-4	159.00 Acres		I Individual	
	F LAND		T 1 FARMLAND	Taxable Total:	29,450
			100% Alberta School Foundation Fund		
3382000	NW-26-25-21-4	160.00 Acres		C Corporation	
	F LAND		T 1 FARMLAND	Taxable Total:	34,460
			100% Alberta School Foundation Fund		
3383000	SE-26-25-21-4	159.00 Acres		I Individual	
	F LAND		T 1 FARMLAND	Taxable Total:	32,020
			100% Alberta School Foundation Fund		
3384000	SW-26-25-21-4	160.00 Acres		C Corporation	
	F LAND		T 1 FARMLAND	Taxable Total:	35,900
			100% Alberta School Foundation Fund		
3385000	NE-27-25-21-4	160.00 Acres		I Individual	
	F LAND		T 1 FARMLAND	Taxable Total:	12,300
			100% Alberta School Foundation Fund		
3386000	NW-27-25-21-4	156.91 Acres		I Individual	
	F LAND		T 1 FARMLAND	Taxable Total:	12,040
			100% Alberta School Foundation Fund		
3387000	SE-27-25-21-4	160.00 Acres		I Individual	
	F LAND		T 1 FARMLAND	Taxable Total:	11,910



2019 Assessment Roll (Valuation Date 1-July, 2019) 2020 Taxation Year, Wheatland County

Assessment Year: 2019
Tax Year: 2020

Roll	Legal Address						Total
			100% Alberta School Foundation Fund				
3388000	SW-27-25-21-4	160.00 Acres					
			I Individual				
	F	LAND	T	1	FARMLAND	Taxable Total:	12,170
			100% Alberta School Foundation Fund				
3389000	NE-28-25-21-4	160.00 Acres					
			Coulee Spring Motorcross Ranch				
			I Individual				
	F	LAND & IMPROVEMENTS	T	1	FARMLAND		13,260
	R		T	103	RESIDENTIAL LAND & IMPROVEMENTS		134,740
			Taxable Total:				148,000
	R		E	901	RURAL RESIDENCE EXEMPTION (RAP)		13,260
			100% Alberta School Foundation Fund				
			Totals:				161,260
3390000	NW-28-25-21-4	160.00 Acres					
			I Individual				
	F	LAND	T	1	FARMLAND	Taxable Total:	15,610
			100% Alberta School Foundation Fund				
3391000	SE-28-25-21-4	155.21 Acres					
			I Individual				
	F	LAND	T	1	FARMLAND	Taxable Total:	31,750
			100% Alberta School Foundation Fund				
3392000	SW-28-25-21-4	158.44 Acres					
			C Corporation				
	F	LAND	T	1	FARMLAND	Taxable Total:	33,890
			100% Alberta School Foundation Fund				
3393000	NE-29-25-21-4	160.00 Acres					
			I Individual				
	F	LAND	T	1	FARMLAND	Taxable Total:	11,660
			100% Alberta School Foundation Fund				
3394000	NW-29-25-21-4	160.00 Acres					
			I Individual				
	F	LAND	T	1	FARMLAND	Taxable Total:	12,640
			100% Alberta School Foundation Fund				
3395000	SE-29-25-21-4	155.98 Acres					
			C Corporation				
	F	LAND	T	1	FARMLAND	Taxable Total:	33,700



2019 Assessment Roll (Valuation Date 1-July, 2019) 2020 Taxation Year, Wheatland County

Assessment Year: 2019
Tax Year: 2020

Roll	Legal Address										Total
100% Alberta School Foundation Fund											
3396000	SW-29-25-21-4		160.00 Acres							C Corporation	
	F	LAND			T	1	FARMLAND			Taxable Total:	34,690
100% Alberta School Foundation Fund											
3397000	NE-30-25-21-4		160.00 Acres							C Corporation	
	F	LAND			T	1	FARMLAND			Taxable Total:	33,460
100% The Golden Hills Reg. Div. 15											
3398000	NW-30-25-21-4		160.00 Acres							C Corporation	
	F	LAND			T	1	FARMLAND			Taxable Total:	35,690
100% The Golden Hills Reg. Div. 15											
3399000	SE-30-25-21-4		160.00 Acres							C Corporation	
	F	LAND			T	1	FARMLAND			Taxable Total:	35,590
100% The Golden Hills Reg. Div. 15											
3400000	SW-30-25-21-4		160.00 Acres							C Corporation	
	F	LAND			T	1	FARMLAND			Taxable Total:	30,070
100% The Golden Hills Reg. Div. 15											
3401000	NE-31-25-21-4		157.65 Acres							C Corporation	
	F	LAND			T	1	FARMLAND			Taxable Total:	33,820
100% The Golden Hills Reg. Div. 15											
3402000	NW-31-25-21-4		134.64 Acres							C Corporation	
	F	LAND			T	1	FARMLAND			Taxable Total:	30,070
100% The Golden Hills Reg. Div. 15											
3402010	9111406 1	NW-31-25-21-4	22.99 Acres						W 1/2 LSD 13		
	255069 RGE RD 220								I Individual		
	F	LAND & IMPROVEMENTS			T	1	FARMLAND				2,250
	R				T	103	RESIDENTIAL LAND & IMPROVEMENTS				241,550
										Taxable Total:	243,800
	R				E	901	RURAL RESIDENCE EXEMPTION (RAP)				2,250
						Totals:					246,050



2019 Assessment Roll (Valuation Date 1-July, 2019) 2020 Taxation Year, Wheatland County

Assessment Year: 2019
Tax Year: 2020

Roll	Legal Address	100% Alberta School Foundation Fund	Total
3403000	SE-31-25-21-4 160.00 Acres	I Individual	
	F LAND	T 1 FARMLAND	16,200
		100% Alberta School Foundation Fund	
3404000	SW-31-25-21-4 160.00 Acres	C Corporation	
	F LAND	T 1 FARMLAND	35,340
		100% The Golden Hills Reg. Div. 15	
3405000	NE-32-25-21-4 157.92 Acres	C Corporation	
	F LAND	T 1 FARMLAND	32,450
		100% Alberta School Foundation Fund	
3406000	NW-32-25-21-4 156.07 Acres	C Corporation	
	F LAND	T 1 FARMLAND	32,290
		100% Alberta School Foundation Fund	
3407000	SE-32-25-21-4 160.00 Acres	I Individual	
	255039B RGE RD 215		
	F LAND & IMPROVEMENTS	T 1 FARMLAND	22,490
	R	T 103 RESIDENTIAL LAND & IMPROVEMENTS	157,430
		Taxable Total:	179,920
	R	E 901 RURAL RESIDENCE EXEMPTION (RAP)	30,770
		100% Alberta School Foundation Fund	210,690
3408000	SW-32-25-21-4 157.98 Acres	I Individual	
	255039A RGE RD 215		
	F LAND & IMPROVEMENTS	T 1 FARMLAND	12,590
	R	T 103 RESIDENTIAL LAND & IMPROVEMENTS	144,460
		Taxable Total:	157,050
	R	E 901 RURAL RESIDENCE EXEMPTION (RAP)	61,540
		100% Alberta School Foundation Fund	218,590
3409000	NE-33-25-21-4 157.92 Acres	C Corporation	
	F LAND	T 1 FARMLAND	31,770
		100% Alberta School Foundation Fund	
3410000	NW-33-25-21-4 158.00 Acres	C Corporation	



2019 Assessment Roll (Valuation Date 1-July, 2019) 2020 Taxation Year, Wheatland County

Assessment Year: 2019
Tax Year: 2020

Roll	Legal Address					Total
	F	LAND	T	1	FARMLAND	Taxable Total: 31,120
					100% Alberta School Foundation Fund	
3411000	SE-33-25-21-4	157.93 Acres				I Individual
	F	LAND	T	1	FARMLAND	Taxable Total: 19,970
					100% Alberta School Foundation Fund	
3412000	SW-33-25-21-4	160.00 Acres				I Individual
	F	LAND	T	1	FARMLAND	Taxable Total: 23,070
					100% Alberta School Foundation Fund	
3413000	NE-34-25-21-4	157.93 Acres				C Corporation
	F	LAND	T	1	FARMLAND	Taxable Total: 18,580
					100% Alberta School Foundation Fund	
3414000	NW-34-25-21-4	157.94 Acres				C Corporation
	F	LAND	T	1	FARMLAND	Taxable Total: 32,770
					100% Alberta School Foundation Fund	
3415000	SE-34-25-21-4	160.00 Acres				C Corporation
	F	LAND	T	1	FARMLAND	Taxable Total: 30,730
					100% Alberta School Foundation Fund	
3416000	SW-34-25-21-4	159.99 Acres				I Individual
	F	LAND	T	1	FARMLAND	Taxable Total: 27,220
					100% Alberta School Foundation Fund	
3417000	NE-35-25-21-4	157.00 Acres				I Individual
	F	LAND	T	1	FARMLAND	Taxable Total: 31,350
					100% Alberta School Foundation Fund	
3418000	NW-35-25-21-4	157.97 Acres				C Corporation
	F	LAND	T	1	FARMLAND	Taxable Total: 16,360
					100% Alberta School Foundation Fund	



2019 Assessment Roll (Valuation Date 1-July, 2019) 2020 Taxation Year, Wheatland County

Assessment Year: 2019
Tax Year: 2020

Roll	Legal Address						Total
3419000	SE-35-25-21-4	159.00 Acres					
	F	LAND	T	1	FARMLAND	I Individual	
					100% Alberta School Foundation Fund	Taxable Total:	32,580
3420000	SW-35-25-21-4	160.00 Acres					
	F	LAND	T	1	FARMLAND	C Corporation	
					100% Alberta School Foundation Fund	Taxable Total:	24,660
3421000	NE-36-25-21-4	131.61 Acres					
	F	LAND	T	1	FARMLAND	C Corporation	
					100% Alberta School Foundation Fund	Taxable Total:	26,270
3422000	NW-36-25-21-4	147.08 Acres					
	F	LAND	T	1	FARMLAND	C Corporation	
					100% Alberta School Foundation Fund	Taxable Total:	27,060
3423000	SE-36-25-21-4	160.00 Acres					
	F	LAND	T	1	FARMLAND	C Corporation	
					100% Alberta School Foundation Fund	Taxable Total:	30,280
3424000	SW-36-25-21-4	159.00 Acres					
	F	LAND	T	1	FARMLAND	C Corporation	
					100% Alberta School Foundation Fund	Taxable Total:	36,330
3425000	NE-1-26-21-4	160.00 Acres					
	F	LAND	T	1	FARMLAND	I Individual	
					100% Alberta School Foundation Fund	Taxable Total:	28,420
3426000	NW-1-26-21-4	159.00 Acres					
		260043 RGE RD 211					
	F	LAND & IMPROVEMENTS	T	1	FARMLAND	I Individual	
	R		T	103	RESIDENTIAL LAND & IMPROVEMENTS		33,190
						Taxable Total:	217,260
	R		E	901	RURAL RESIDENCE EXEMPTION (RAP)		250,450
						Totals:	61,540
							311,990



2019 Assessment Roll (Valuation Date 1-July, 2019) 2020 Taxation Year, Wheatland County

Assessment Year: 2019
Tax Year: 2020

Roll	Legal Address	100% Alberta School Foundation Fund	Total
3427000	SE-1-26-21-4 158.00 Acres	I Individual	
	F LAND	T 1 FARMLAND	Taxable Total: 29,510
		100% Alberta School Foundation Fund	
3428000	SW-1-26-21-4 156.95 Acres 260035 RGE RD 211	I Individual	
	F LAND & IMPROVEMENTS	T 1 FARMLAND	34,250
	R	T 103 RESIDENTIAL LAND & IMPROVEMENTS	100,300
		Taxable Total:	134,550
	R	E 901 RURAL RESIDENCE EXEMPTION (RAP)	50,300
		100% Alberta School Foundation Fund	Totals: 184,850
3429000	NE-2-26-21-4 159.00 Acres	I Individual	
	F LAND	T 1 FARMLAND	Taxable Total: 29,760
		100% Alberta School Foundation Fund	
3430000	NW-2-26-21-4 160.00 Acres	I Individual	
	F LAND	T 1 FARMLAND	Taxable Total: 33,350
		100% Alberta School Foundation Fund	
3431000	SE-2-26-21-4 156.58 Acres	I Individual	
	F LAND	T 1 FARMLAND	Taxable Total: 31,060
		100% Alberta School Foundation Fund	
3432000	SW-2-26-21-4 157.95 Acres	I Individual	
	F LAND	T 1 FARMLAND	Taxable Total: 36,370
		100% Alberta School Foundation Fund	
3433000	NE-3-26-21-4 160.00 Acres	C Corporation	
	F LAND	T 1 FARMLAND	Taxable Total: 34,580
		100% Alberta School Foundation Fund	
3434000	NW-3-26-21-4 160.00 Acres	I Individual	
	F LAND	T 1 FARMLAND	Taxable Total: 26,400
		100% Alberta School Foundation Fund	



2019 Assessment Roll (Valuation Date 1-July, 2019) 2020 Taxation Year, Wheatland County

Assessment Year: 2019
Tax Year: 2020

Roll	Legal Address	Total
3435000	SE-3-26-21-4 157.96 Acres	
	I Individual	
	F LAND T 1 FARMLAND 100% The Golden Hills Reg. Div. 15	Taxable Total: 29,080
3436000	SW-3-26-21-4 157.92 Acres	
	I Individual	
	F LAND T 1 FARMLAND 100% Alberta School Foundation Fund	Taxable Total: 33,250
3437000	NE-4-26-21-4 160.00 Acres	
	I Individual	
	F LAND T 1 FARMLAND 100% Alberta School Foundation Fund	Taxable Total: 32,020
3438000	NW-4-26-21-4 80.00 Acres	
	EAST HALF I Individual	
	F LAND T 1 FARMLAND 100% Alberta School Foundation Fund	Taxable Total: 19,060
3439000	NW-4-26-21-4 80.00 Acres	
	WEST HALF I Individual	
	F LAND T 1 FARMLAND 100% Alberta School Foundation Fund	Taxable Total: 18,340
3440000	SE-4-26-21-4 157.78 Acres	
	I Individual	
	F LAND T 1 FARMLAND 100% Alberta School Foundation Fund	Taxable Total: 34,090
3441000	SW-4-26-21-4 158.00 Acres	
	I Individual	
	F LAND T 1 FARMLAND 100% Alberta School Foundation Fund	Taxable Total: 37,510
3442000	NE-5-26-21-4 160.00 Acres	
	I Individual	
	F LAND T 1 FARMLAND 100% Alberta School Foundation Fund	Taxable Total: 30,540
3443000	NW-5-26-21-4 160.00 Acres	
	I Individual	
	F LAND T 1 FARMLAND	Taxable Total: 39,540



2019 Assessment Roll (Valuation Date 1-July, 2019) 2020 Taxation Year, Wheatland County

Assessment Year: 2019
Tax Year: 2020

Roll	Legal Address						Total
			100% Alberta School Foundation Fund				
3444000	SE-5-26-21-4	157.85 Acres				I Individual	
	F LAND		T 1 FARMLAND			Taxable Total:	32,720
			100% Alberta School Foundation Fund				
3445000	SW-5-26-21-4	157.52 Acres				I Individual	
	F LAND		T 1 FARMLAND			Taxable Total:	37,380
			100% Alberta School Foundation Fund				
3446000	NE-6-26-21-4	160.00 Acres				I Individual	
	F LAND		T 1 FARMLAND			Taxable Total:	30,850
			100% Alberta School Foundation Fund				
3447000	NW-6-26-21-4	160.00 Acres				C Corporation	
	F LAND		T 1 FARMLAND			Taxable Total:	34,900
			100% The Golden Hills Reg. Div. 15				
3448000	SE-6-26-21-4	157.56 Acres				I Individual	
	F LAND		T 1 FARMLAND			Taxable Total:	16,460
			100% Alberta School Foundation Fund				
3449000	SW-6-26-21-4	111.41 Acres				Easterly Portion I Individual	
	F LAND		T 1 FARMLAND			Taxable Total:	24,650
			100% Alberta School Foundation Fund				
3449010	9711151 1 SW-6-26-21-4 46.19 Acres 260011 RGE RD 220					West of Coulee I Individual	
	F LAND & IMPROVEMENTS		T 1 FARMLAND				3,490
	R		T 103 RESIDENTIAL LAND & IMPROVEMENTS				269,480
						Taxable Total:	272,970
	R		E 901 RURAL RESIDENCE EXEMPTION (RAP)				3,490
	R		E 903 FARM BUILDING EXEMPT				8,870
			100% Alberta School Foundation Fund				
						Exempt Total:	12,360
						Totals:	285,330
3450000	NE-7-26-21-4	160.00 Acres				C Corporation	



2019 Assessment Roll (Valuation Date 1-July, 2019) 2020 Taxation Year, Wheatland County

Assessment Year: 2019
Tax Year: 2020

Roll	Legal Address					Total
	F	LAND	T	1	FARMLAND	
					100% Alberta School Foundation Fund	Taxable Total: 37,560
3451000	NW-7-26-21-4	160.00 Acres				
	261047 RGE RD 220					C Corporation
	F	LAND & IMPROVEMENTS	T	1	FARMLAND	37,340
	R		T	103	RESIDENTIAL LAND & IMPROVEMENTS	969,790
						Taxable Total: 1,007,130
	R		E	901	RURAL RESIDENCE EXEMPTION (RAP)	92,310
					100% Alberta School Foundation Fund	Totals: 1,099,440
3452000	SE-7-26-21-4	160.00 Acres				
						C Corporation
	F	LAND	T	1	FARMLAND	
					100% Alberta School Foundation Fund	Taxable Total: 39,200
3453000	SW-7-26-21-4	160.00 Acres				
	261041B RGE RD 220					C Corporation
	F	LAND & IMPROVEMENTS	T	1	FARMLAND	36,540
	R		T	103	RESIDENTIAL LAND & IMPROVEMENTS	107,000
						Taxable Total: 143,540
	R		E	901	RURAL RESIDENCE EXEMPTION (RAP)	22,200
	R		E	903	FARM BUILDING EXEMPT	5,160
					100% Alberta School Foundation Fund	Exempt Total: 27,360
						Totals: 170,900
3454000	NE-8-26-21-4	158.07 Acres				
						I Individual
	F	LAND	T	1	FARMLAND	
					100% Alberta School Foundation Fund	Taxable Total: 26,380
3455000	NW-8-26-21-4	158.18 Acres				
	261063 RGE RD 215					C Corporation
	F	LAND & IMPROVEMENTS	T	1	FARMLAND	25,540
	R		T	103	RESIDENTIAL LAND & IMPROVEMENTS	250,760
						Taxable Total: 276,300
	R		E	901	RURAL RESIDENCE EXEMPTION (RAP)	25,540
	R		E	903	FARM BUILDING EXEMPT	32,870
					100% Alberta School Foundation Fund	Exempt Total: 58,410
						Totals: 334,710
3456000	SE-8-26-21-4	160.00 Acres				
						I Individual



2019 Assessment Roll (Valuation Date 1-July, 2019) 2020 Taxation Year, Wheatland County

Assessment Year: 2019
Tax Year: 2020

Roll	Legal Address					Total
	F	LAND	T	1	FARMLAND	Taxable Total: 20,840
					100% Alberta School Foundation Fund	
3457000	SW-8-26-21-4	160.00 Acres				
	261035 RGE RD 215					I Individual
	F	LAND & IMPROVEMENTS	T	1	FARMLAND	30,450
	R		T	103	RESIDENTIAL LAND & IMPROVEMENTS	205,860
						Taxable Total: 236,310
	R		E	901	RURAL RESIDENCE EXEMPTION (RAP)	61,540
					100% Alberta School Foundation Fund	Totals: 297,850
3458000	NE-9-26-21-4	160.00 Acres				
						C Corporation
	F	LAND	T	1	FARMLAND	Taxable Total: 32,560
					100% Alberta School Foundation Fund	
3459000	NW-9-26-21-4	160.00 Acres				
						I Individual
	F	LAND	T	1	FARMLAND	Taxable Total: 26,860
					100% Alberta School Foundation Fund	
3460000	SE-9-26-21-4	160.00 Acres				
						C Corporation
	F	LAND	T	1	FARMLAND	Taxable Total: 26,890
					100% Alberta School Foundation Fund	
3461000	SW-9-26-21-4	160.00 Acres				
						I Individual
	F	LAND	T	1	FARMLAND	Taxable Total: 30,480
					100% Alberta School Foundation Fund	
3462000	NE-10-26-21-4	154.00 Acres				
						I Individual
	F	LAND	T	1	FARMLAND	Taxable Total: 14,530
					100% Alberta School Foundation Fund	
3463000	NW-10-26-21-4	160.00 Acres				
						C Corporation
	F	LAND	T	1	FARMLAND	Taxable Total: 32,320
					100% Alberta School Foundation Fund	
3464000	SE-10-26-21-4	160.00 Acres				
						C Corporation
	F	LAND	T	1	FARMLAND	Taxable Total: 29,190



2019 Assessment Roll (Valuation Date 1-July, 2019) 2020 Taxation Year, Wheatland County

Assessment Year: 2019
Tax Year: 2020

Roll	Legal Address						Total
	100% Alberta School Foundation Fund						
3465000	SW-10-26-21-4	160.00 Acres					
			C Corporation				
	F	LAND	T	1	FARMLAND	Taxable Total:	28,240
	100% Alberta School Foundation Fund						
3466000	NE-11-26-21-4	158.69 Acres					
			C Corporation				
	F	LAND	T	1	FARMLAND	Taxable Total:	16,220
	100% Alberta School Foundation Fund						
3467000	NW-11-26-21-4	144.00 Acres					
			NORTH OF LAKE C Corporation				
	F	LAND	T	1	FARMLAND	Taxable Total:	14,620
	100% Alberta School Foundation Fund						
3468000	SE-11-26-21-4	158.67 Acres					
			C Corporation				
	F	LAND	T	1	FARMLAND	Taxable Total:	22,940
	100% Alberta School Foundation Fund						
3469000	SW-11-26-21-4	104.00 Acres					
			AREA SURROUNDING LAKE C Corporation				
	F	LAND	T	1	FARMLAND	Taxable Total:	15,340
	100% Alberta School Foundation Fund						
3470000	NE-12-26-21-4	158.51 Acres					
			I Individual				
	F	LAND	T	1	FARMLAND	Taxable Total:	20,140
	100% Alberta School Foundation Fund						
3471000	NW-12-26-21-4	157.76 Acres					
	261063 RGE RD 211		I Individual				
	F	LAND & IMPROVEMENTS	T	1	FARMLAND		21,940
	R		T	103	RESIDENTIAL LAND & IMPROVEMENTS		189,200
			Taxable Total:				211,140
	R		E	901	RURAL RESIDENCE EXEMPTION (RAP)		47,600
	100% Alberta School Foundation Fund						
	Totals:						258,740
3472000	0311869 1 1	SE-12-26-21-4 80.47 Acres					
			NORTH 1/2 I Individual				
	F	LAND	T	1	FARMLAND	Taxable Total:	11,860



2019 Assessment Roll (Valuation Date 1-July, 2019) 2020 Taxation Year, Wheatland County

Assessment Year: 2019
Tax Year: 2020

Roll	Legal Address					Total
100% Alberta School Foundation Fund						
3472010	0311869 1 2 SE-12-26-21-4 80.00 Acres 261016 RGE RD 210	SOUTH 1/2 I Individual				
	F LAND & IMPROVEMENTS	T 1	FARMLAND			15,850
	R	T 103	RESIDENTIAL LAND & IMPROVEMENTS			271,050
		Taxable Total:				286,900
	R	E 901	RURAL RESIDENCE EXEMPTION (RAP)			15,850
		100% Alberta School Foundation Fund				
		Totals:				302,750
100% Alberta School Foundation Fund						
3473000	SW-12-26-21-4 158.71 Acres	I Individual				
	F LAND	T 1	FARMLAND			
		Taxable Total:				34,670
100% Alberta School Foundation Fund						
3474000	NE-13-26-21-4 160.00 Acres	I Individual				
	F LAND	T 1	FARMLAND			
		100% Alberta School Foundation Fund				
		Taxable Total:				23,290
100% Alberta School Foundation Fund						
3475000	NW-13-26-21-4 160.00 Acres	I Individual				
	F LAND	T 1	FARMLAND			
		100% Alberta School Foundation Fund				
		Taxable Total:				27,100
100% Alberta School Foundation Fund						
3476000	SE-13-26-21-4 145.40 Acres	NORTH OF LAKE I Individual				
	F LAND	T 1	FARMLAND			
		100% Alberta School Foundation Fund				
		Taxable Total:				15,600
100% Alberta School Foundation Fund						
3477000	SW-13-26-21-4 160.00 Acres	I Individual				
	F LAND	T 1	FARMLAND			
		100% Alberta School Foundation Fund				
		Taxable Total:				10,060
100% Alberta School Foundation Fund						
3478000	NE-14-26-21-4 160.00 Acres	I Individual				
	F LAND	T 1	FARMLAND			
		100% Alberta School Foundation Fund				
		Taxable Total:				26,100
100% Alberta School Foundation Fund						
3479000	NW-14-26-21-4 160.00 Acres 262047 RGE RD 212	I Individual				
	F LAND & IMPROVEMENTS	T 1	FARMLAND			20,740
	R	T 103	RESIDENTIAL LAND & IMPROVEMENTS			157,360



2019 Assessment Roll (Valuation Date 1-July, 2019) 2020 Taxation Year, Wheatland County

Assessment Year: 2019
Tax Year: 2020

Roll	Legal Address					Total
					Taxable Total:	178,100
	R		E 901	RURAL RESIDENCE EXEMPTION (RAP)		61,540
			100%	Alberta School Foundation Fund	Totals:	239,640
3480000	SE-14-26-21-4	160.00 Acres			I Individual	
	F LAND		T 1	FARMLAND	Taxable Total:	20,350
			100%	Alberta School Foundation Fund		
3481000	SW-14-26-21-4	160.00 Acres			I Individual	
	F LAND		T 1	FARMLAND	Taxable Total:	30,010
			100%	Alberta School Foundation Fund		
3482000	NE-15-26-21-4	158.01 Acres			C Corporation	
	F LAND		T 1	FARMLAND	Taxable Total:	21,580
			100%	Alberta School Foundation Fund		
3483000	NW-15-26-21-4	160.00 Acres			C Corporation	
	F LAND		T 1	FARMLAND	Taxable Total:	25,050
			100%	Alberta School Foundation Fund		
3484000	SE-15-26-21-4	160.00 Acres			I Individual	
	F LAND		T 1	FARMLAND	Taxable Total:	30,740
			100%	Alberta School Foundation Fund		
3485000	SW-15-26-21-4	160.00 Acres			C Corporation	
	F LAND		T 1	FARMLAND	Taxable Total:	31,760
			100%	Alberta School Foundation Fund		
3486000	NE-16-26-21-4	160.00 Acres			C Corporation	
	F LAND		T 1	FARMLAND	Taxable Total:	32,700
			100%	The Golden Hills Reg. Div. 15		
3487000	NW-16-26-21-4	126.13 Acres			C Corporation	
	F LAND		T 1	FARMLAND	Taxable Total:	25,750
			100%	The Golden Hills Reg. Div. 15		



2019 Assessment Roll (Valuation Date 1-July, 2019) 2020 Taxation Year, Wheatland County

Assessment Year: 2019
Tax Year: 2020

Roll	Legal Address				Total
3487010	0610703 1 1 NW-16-26-21-4 7.20 Acres 262047 RGE RD 214			SW CORNER I Individual	
	F LAND & IMPROVEMENTS	T 1	FARMLAND		560
	R	T 103	RESIDENTIAL LAND & IMPROVEMENTS		284,640
				Taxable Total:	285,200
	R	E 901	RURAL RESIDENCE EXEMPTION (RAP)		560
	R	E 903	FARM BUILDING EXEMPT		8,350
		100%	Alberta School Foundation Fund	Exempt Total:	8,910
				Totals:	294,110
3487020	0915043 1 2 NW-16-26-21-4 26.67 Acres 262071A RGE RD 214			NORTH WEST PART I Individual	
	F LAND & IMPROVEMENTS	T 1	FARMLAND		1,460
	R	T 103	RESIDENTIAL LAND & IMPROVEMENTS		629,340
				Taxable Total:	630,800
	R	E 901	RURAL RESIDENCE EXEMPTION (RAP)		1,460
		100%	Alberta School Foundation Fund	Totals:	632,260
3488000	SE-16-26-21-4 160.00 Acres 213012 TWP RD 262			Midwest Colony C Corporation	
	F LAND & IMPROVEMENTS	T 1	FARMLAND		34,450
	R	T 103	RESIDENTIAL LAND & IMPROVEMENTS		3,957,450
				Taxable Total:	3,991,900
	NR	E 156	SCHOOLS EXEMPT		2,470,410
	NR	E 164	RELIGIOUS EXEMPT		890,190
	R	E 901	RURAL RESIDENCE EXEMPTION (RAP)		769,250
	R	E 903	FARM BUILDING EXEMPT		976,370
		100%	Alberta School Foundation Fund	Exempt Total:	5,106,220
				Totals:	9,098,120
3489000	SW-16-26-21-4 160.00 Acres			C Corporation	
	F LAND	T 1	FARMLAND		
		100%	The Golden Hills Reg. Div. 15	Taxable Total:	35,380
3490000	NE-17-26-21-4 159.98 Acres			I Individual	
	F LAND	T 1	FARMLAND		
		100%	Alberta School Foundation Fund	Taxable Total:	36,690
3491000	NW-17-26-21-4 160.00 Acres			C Corporation	



2019 Assessment Roll (Valuation Date 1-July, 2019) 2020 Taxation Year, Wheatland County

Assessment Year: 2019
Tax Year: 2020

Roll	Legal Address					Total
	F	LAND		T	1 FARMLAND	Taxable Total: 38,670
					100% Alberta School Foundation Fund	
3492000	SE-17-26-21-4	160.00 Acres				
						C Corporation
	F	LAND		T	1 FARMLAND	Taxable Total: 34,670
					100% The Golden Hills Reg. Div. 15	
3493000	SW-17-26-21-4	87.70 Acres				
						N Part LSD 5&6 E Part LSD 3&6
						C Corporation
	F	LAND		T	1 FARMLAND	Taxable Total: 18,670
					100% The Golden Hills Reg. Div. 15	
3493010	8910276 1	SW-17-26-21-4	67.52 Acres			PORTION SW CORNER
		214060 TWP RD 262				I Individual
	F	LAND & IMPROVEMENTS		T	1 FARMLAND	4,720
	R			T	103 RESIDENTIAL LAND & IMPROVEMENTS	261,380
						Taxable Total: 266,100
	R			E	901 RURAL RESIDENCE EXEMPTION (RAP)	4,720
					100% Alberta School Foundation Fund	Totals: 270,820
3493015	0715927 1 1	SW-17-26-21-4	4.78 Acres			SOUTHWEST CORNER
		214076 TWP RD 262				I Individual
	F	LAND & IMPROVEMENTS		T	1 FARMLAND	300
	R			T	103 RESIDENTIAL LAND & IMPROVEMENTS	346,600
						Taxable Total: 346,900
	R			E	901 RURAL RESIDENCE EXEMPTION (RAP)	300
					100% Alberta School Foundation Fund	Totals: 347,200
3494000	NE-18-26-21-4	160.00 Acres				
						C Corporation
	F	LAND		T	1 FARMLAND	Taxable Total: 27,590
					100% Alberta School Foundation Fund	
3495000	NW-18-26-21-4	160.00 Acres				
						C Corporation
	F	LAND		T	1 FARMLAND	Taxable Total: 37,520
					100% Alberta School Foundation Fund	
3496000	SE-18-26-21-4	160.00 Acres				
						C Corporation
	F	LAND		T	1 FARMLAND	Taxable Total: 30,490
					100% Alberta School Foundation Fund	



2019 Assessment Roll (Valuation Date 1-July, 2019) 2020 Taxation Year, Wheatland County

Assessment Year: 2019
Tax Year: 2020

Roll	Legal Address						Total
3497000	SW-18-26-21-4	160.00 Acres					
			C Corporation				
	F LAND		T 1	FARMLAND	Taxable Total:		35,060
			100% Alberta School Foundation Fund				
3498000	NE-19-26-21-4	158.60 Acres					
			I Individual				
	F LAND		T 1	FARMLAND	Taxable Total:		37,590
			100% Alberta School Foundation Fund				
3499000	SE-19-26-21-4	160.00 Acres					
			I Individual				
	F LAND		T 1	FARMLAND	Taxable Total:		32,970
			100% Alberta School Foundation Fund				
3500000	NE-20-26-21-4	160.00 Acres					
			I Individual				
	F LAND		T 1	FARMLAND	Taxable Total:		20,110
			100% Alberta School Foundation Fund				
3501000	NW-20-26-21-4	134.91 Acres					
			I Individual				
	F LAND		T 1	FARMLAND	Taxable Total:		10,060
			100% Alberta School Foundation Fund				
3501010	0311854 1 1 NW-20-26-21-4	13.85 Acres					
	263057 RGE RD 215		NORTH OF ROAD, S.W. PORTION				
			I Individual				
	F LAND & IMPROVEMENTS		T 1	FARMLAND			2,100
	R		T 103	RESIDENTIAL LAND & IMPROVEMENTS			220,460
			Taxable Total:				222,560
	R		E 901	RURAL RESIDENCE EXEMPTION (RAP)			61,540
	R		E 903	FARM BUILDING EXEMPT			73,520
			100% Alberta School Foundation Fund				
			Exempt Total:				135,060
			Totals:				357,620
3502000	NW-20-26-21-4	8.20 Acres					
	264001 RGE RD 215		NORTHWEST CORNER				
			I Individual				
	F LAND & IMPROVEMENTS		T 1	FARMLAND			240
	R		T 103	RESIDENTIAL LAND & IMPROVEMENTS			268,150
			Taxable Total:				268,390
	R		E 901	RURAL RESIDENCE EXEMPTION (RAP)			20,670
	R		E 903	FARM BUILDING EXEMPT			37,030
			Exempt Total:				57,700



2019 Assessment Roll (Valuation Date 1-July, 2019) 2020 Taxation Year, Wheatland County

Assessment Year: 2019
Tax Year: 2020

Roll	Legal Address	100% Alberta School Foundation Fund	Totals:	Total
3503000	SE-20-26-21-4 154.76 Acres		I Individual	326,090
	F LAND	T 1 FARMLAND	Taxable Total:	23,630
		100% Alberta School Foundation Fund		
3504000	SW-20-26-21-4 152.84 Acres		SW OF RD	
	F LAND	T 1 FARMLAND	I Individual	
		100% Alberta School Foundation Fund	Taxable Total:	36,700
3504010	SW-20-26-21-4 4.62 Acres 214050 TWP RD 263A		NE OF RD	
	R LAND & IMPROVEMENTS	T 103 RESIDENTIAL LAND & IMPROVEMENTS	I Individual	
		100% Alberta School Foundation Fund	Taxable Total:	245,800
3505000	NE-21-26-21-4 160.00 Acres		C Corporation	
	F LAND	T 1 FARMLAND	Taxable Total:	26,160
		100% Alberta School Foundation Fund		
3506000	NW-21-26-21-4 160.00 Acres		C Corporation	
	F LAND	T 1 FARMLAND	Taxable Total:	27,980
		100% Alberta School Foundation Fund		
3507000	SE-21-26-21-4 160.00 Acres		C Corporation	
	F LAND	T 1 FARMLAND	Taxable Total:	22,650
		100% Alberta School Foundation Fund		
3508000	SW-21-26-21-4 160.00 Acres		C Corporation	
	F LAND	T 1 FARMLAND	Taxable Total:	14,090
		100% Alberta School Foundation Fund		
3509000	NE-22-26-21-4 123.90 Acres		WEST OF ROAD	
	F LAND	T 1 FARMLAND	C Corporation	
		100% Alberta School Foundation Fund	Taxable Total:	25,200
3510000	NE-22-26-21-4 31.64 Acres		EAST OF ROAD	
			I Individual	



2019 Assessment Roll (Valuation Date 1-July, 2019) 2020 Taxation Year, Wheatland County

Assessment Year: 2019
Tax Year: 2020

Roll	Legal Address					Total
	F	LAND	T	1	FARMLAND	
					100% Alberta School Foundation Fund	Taxable Total: 2,240
3511000	NW-22-26-21-4	160.00 Acres				C Corporation
	F	LAND	T	1	FARMLAND	
					100% Alberta School Foundation Fund	Taxable Total: 23,220
3512000	SE-22-26-21-4	159.75 Acres				C Corporation
	F	LAND	T	1	FARMLAND	
					100% Alberta School Foundation Fund	Taxable Total: 32,790
3513000	SW-22-26-21-4	160.00 Acres				C Corporation
	F	LAND	T	1	FARMLAND	
					100% Alberta School Foundation Fund	Taxable Total: 27,160
3514000	NE-23-26-21-4	160.00 Acres				I Individual
	F	LAND	T	1	FARMLAND	
					100% Alberta School Foundation Fund	Taxable Total: 9,270
3515000	NW-23-26-21-4	160.00 Acres				I Individual
	F	LAND	T	1	FARMLAND	
					100% Alberta School Foundation Fund	Taxable Total: 18,000
3516000	SE-23-26-21-4	160.00 Acres				I Individual
	F	LAND	T	1	FARMLAND	
					100% Alberta School Foundation Fund	Taxable Total: 18,580
3517000	SW-23-26-21-4	160.00 Acres				I Individual
	F	LAND	T	1	FARMLAND	
					100% Alberta School Foundation Fund	Taxable Total: 28,990
3518000	NE-24-26-21-4	160.00 Acres				I Individual
	F	LAND	T	1	FARMLAND	
					100% Alberta School Foundation Fund	Taxable Total: 9,580



2019 Assessment Roll (Valuation Date 1-July, 2019) 2020 Taxation Year, Wheatland County

Assessment Year: 2019
Tax Year: 2020

Roll	Legal Address	Total
3519000	NW-24-26-21-4 160.00 Acres	
	I Individual	
	F LAND T 1 FARMLAND 100% Alberta School Foundation Fund	Taxable Total: 9,580
3520000	SE-24-26-21-4 160.00 Acres	
	I Individual	
	F LAND T 1 FARMLAND 100% Alberta School Foundation Fund	Taxable Total: 9,580
3521000	SW-24-26-21-4 160.00 Acres	
	I Individual	
	F LAND T 1 FARMLAND 100% Alberta School Foundation Fund	Taxable Total: 19,460
3522000	NE-25-26-21-4 147.00 Acres	
	I Individual	
	F LAND T 1 FARMLAND 100% Alberta School Foundation Fund	Taxable Total: 8,990
3523000	NW-25-26-21-4 160.00 Acres	
	I Individual	
	F LAND T 1 FARMLAND 100% Alberta School Foundation Fund	Taxable Total: 10,000
3524000	SE-25-26-21-4 160.00 Acres	
	I Individual	
	F LAND T 1 FARMLAND 100% Alberta School Foundation Fund	Taxable Total: 9,580
3525000	SW-25-26-21-4 160.00 Acres	
	I Individual	
	F LAND T 1 FARMLAND 100% Alberta School Foundation Fund	Taxable Total: 9,790
3526000	NE-26-26-21-4 160.00 Acres	
	I Individual	
	F LAND T 1 FARMLAND 100% Alberta School Foundation Fund	Taxable Total: 27,970
3527000	NW-26-26-21-4 160.00 Acres	
	I Individual	
	F LAND T 1 FARMLAND	Taxable Total: 23,080



2019 Assessment Roll (Valuation Date 1-July, 2019) 2020 Taxation Year, Wheatland County

Assessment Year: 2019
Tax Year: 2020

Roll	Legal Address						Total
3528000	SE-26-26-21-4	160.00 Acres	100% Alberta School Foundation Fund				
			I Individual				
	F LAND		T 1 FARMLAND	Taxable Total:		16,380	
3529000	SW-26-26-21-4	160.00 Acres	100% Alberta School Foundation Fund				
			I Individual				
	F LAND		T 1 FARMLAND	Taxable Total:		29,060	
3530000	NE-27-26-21-4	142.44 Acres	100% Alberta School Foundation Fund				
			NORTH WEST OF ROAD C Corporation				
	F LAND		T 1 FARMLAND	Taxable Total:		22,520	
3531000	NE-27-26-21-4	14.84 Acres	100% Alberta School Foundation Fund				
			SE. CORNER, SE. OF ROAD I Individual				
	F LAND		T 1 FARMLAND	Taxable Total:		780	
3532000	NW-27-26-21-4	160.00 Acres	100% Alberta School Foundation Fund				
			C Corporation				
	F LAND		T 1 FARMLAND	Taxable Total:		23,540	
3533000	SE-27-26-21-4	95.90 Acres	100% Alberta School Foundation Fund				
			WEST OF ROAD C Corporation				
	F LAND		T 1 FARMLAND	Taxable Total:		18,180	
3534000	SE-27-26-21-4	57.26 Acres	100% Alberta School Foundation Fund				
			EAST OF ROAD I Individual				
	F LAND		T 1 FARMLAND	Taxable Total:		4,060	
3535000	SW-27-26-21-4	156.01 Acres	100% Alberta School Foundation Fund				
			C Corporation				
	F LAND		T 1 FARMLAND	Taxable Total:		20,450	
3536000	NE-28-26-21-4	160.00 Acres	100% Alberta School Foundation Fund				
			C Corporation				



2019 Assessment Roll (Valuation Date 1-July, 2019) 2020 Taxation Year, Wheatland County

Assessment Year: 2019
Tax Year: 2020

Roll	Legal Address					Total
	F	LAND	T	1	FARMLAND	
					100% Alberta School Foundation Fund	Taxable Total: 22,760
3537000	NW-28-26-21-4	159.99 Acres				I Individual
	F	LAND	T	1	FARMLAND	
					100% Alberta School Foundation Fund	Taxable Total: 25,700
3538000	SE-28-26-21-4	156.00 Acres				C Corporation
	F	LAND	T	1	FARMLAND	
					100% Alberta School Foundation Fund	Taxable Total: 26,370
3539000	SW-28-26-21-4	142.93 Acres				I Individual
	F	LAND	T	1	FARMLAND	
					100% Alberta School Foundation Fund	Taxable Total: 24,750
3540000	0413712 1 1 SW-28-26-21-4	13.07 Acres				NORTH EASTERLY PORTION OF LSD5
		213067 TWP RD 264A				I Individual
	F	LAND & IMPROVEMENTS	T	1	FARMLAND	720
	R		T	103	RESIDENTIAL LAND & IMPROVEMENTS	437,860
						Taxable Total: 438,580
	R		E	901	RURAL RESIDENCE EXEMPTION (RAP)	61,540
					100% Alberta School Foundation Fund	Totals: 500,120
3541000	NE-29-26-21-4	156.01 Acres				I Individual
	F	LAND	T	1	FARMLAND	
					100% Alberta School Foundation Fund	Taxable Total: 25,100
3542000	NW-29-26-21-4	156.01 Acres				I Individual
	F	LAND	T	1	FARMLAND	
					100% Alberta School Foundation Fund	Taxable Total: 35,740
3543000	SE-29-26-21-4	160.00 Acres				I Individual
		214035 TWP RD 264A				
	F	LAND & IMPROVEMENTS	T	1	FARMLAND	22,410
	R		T	103	RESIDENTIAL LAND & IMPROVEMENTS	118,300
						Taxable Total: 140,710
	R		E	901	RURAL RESIDENCE EXEMPTION (RAP)	51,400
						Totals: 192,110



2019 Assessment Roll (Valuation Date 1-July, 2019) 2020 Taxation Year, Wheatland County

Assessment Year: 2019
Tax Year: 2020

Roll	Legal Address	100% Alberta School Foundation Fund				Total
3544000	SW-29-26-21-4 160.00 Acres				I Individual	
	F LAND	T 1 FARMLAND		Taxable Total:		25,690
		100% Alberta School Foundation Fund				
3545000	NE-30-26-21-4 160.00 Acres				I Individual	
	F LAND	T 1 FARMLAND		Taxable Total:		37,120
		100% Alberta School Foundation Fund				
3546000	NW-30-26-21-4 160.00 Acres				I Individual	
	F LAND	T 1 FARMLAND		Taxable Total:		30,570
		100% Alberta School Foundation Fund				
3547000	SE-30-26-21-4 157.06 Acres				I Individual	
	F LAND	T 1 FARMLAND		Taxable Total:		30,160
		100% Alberta School Foundation Fund				
3548000	SW-30-26-21-4 151.28 Acres				I Individual	
	F LAND	T 1 FARMLAND		Taxable Total:		23,540
		100% Alberta School Foundation Fund				
3548010	0513383 1 1 SW-30-26-21-4 7.02 Acres				SW CORNER I Individual	
	F LAND	T 1 FARMLAND		Taxable Total:		440
		100% Alberta School Foundation Fund				
3549000	NE-31-26-21-4 157.22 Acres				I Individual	
	F LAND	T 1 FARMLAND		Taxable Total:		37,350
		100% Alberta School Foundation Fund				
3550000	NW-31-26-21-4 157.46 Acres				I Individual	
	F LAND	T 1 FARMLAND		Taxable Total:		34,560
		100% Alberta School Foundation Fund				
3551000	SE-31-26-21-4 160.00 Acres				I Individual	
	F LAND	T 1 FARMLAND		Taxable Total:		39,060



2019 Assessment Roll (Valuation Date 1-July, 2019) 2020 Taxation Year, Wheatland County

Assessment Year: 2019
Tax Year: 2020

Roll	Legal Address						Total
	100% Alberta School Foundation Fund						
3552000	SW-31-26-21-4	160.00 Acres					
			I Individual				
	F	LAND	T	1	FARMLAND	Taxable Total:	38,220
	100% Alberta School Foundation Fund						
3553000	NE-32-26-21-4	157.22 Acres					
			C Corporation				
	F	LAND	T	1	FARMLAND	Taxable Total:	36,140
	100% Alberta School Foundation Fund						
3554000	NW-32-26-21-4	152.47 Acres					
			I Individual				
	F	LAND	T	1	FARMLAND	Taxable Total:	34,580
	100% Alberta School Foundation Fund						
3555000	8910171 1 NW-32-26-21-4 5.00 Acres 265043 RGE RD 215		SOUTH 165 FEET LSD 12				
			I Individual				
	F	LAND & IMPROVEMENTS	T	1	FARMLAND		330
	R		T	103	RESIDENTIAL LAND & IMPROVEMENTS		810,060
			Taxable Total:				810,390
	R		E	901	RURAL RESIDENCE EXEMPTION (RAP)		61,540
			100% Alberta School Foundation Fund				
			Totals:				871,930
3556000	SE-32-26-21-4	160.00 Acres					
			C Corporation				
	F	LAND	T	1	FARMLAND	Taxable Total:	35,720
	100% Alberta School Foundation Fund						
3557000	SW-32-26-21-4	160.00 Acres					
			I Individual				
	F	LAND & IMPROVEMENTS	T	1	FARMLAND		33,950
	R		E	903	FARM BUILDING EXEMPT		194,280
			100% Alberta School Foundation Fund				
			Totals:				228,230
3558000	NE-33-26-21-4	119.29 Acres	WEST OF LAKE BOTTOM				
			C Corporation				
	F	LAND	T	1	FARMLAND	Taxable Total:	25,700
	100% Alberta School Foundation Fund						
3560000	NW-33-26-21-4	156.96 Acres					
			C Corporation				
	F	LAND	T	1	FARMLAND	Taxable Total:	36,430



2019 Assessment Roll (Valuation Date 1-July, 2019) 2020 Taxation Year, Wheatland County

Assessment Year: 2019
Tax Year: 2020

Roll	Legal Address						Total	
	100% Alberta School Foundation Fund							
3561000	SE-33-26-21-4	159.50 Acres				C Corporation		
	F	LAND	T	1	FARMLAND	Taxable Total:	25,690	
	100% Alberta School Foundation Fund							
3562000	SW-33-26-21-4	158.83 Acres				C Corporation		
	F	LAND	T	1	FARMLAND	Taxable Total:	34,650	
	100% Alberta School Foundation Fund							
3563000	NE-34-26-21-4	157.11 Acres				I Individual		
	212033 TWP RD 270							
	F	LAND & IMPROVEMENTS	T	1	FARMLAND		22,940	
	R		T	103	RESIDENTIAL LAND & IMPROVEMENTS		160,360	
						Taxable Total:	183,300	
	R		E	901	RURAL RESIDENCE EXEMPTION (RAP)		61,540	
	100% Alberta School Foundation Fund						Totals:	244,840
3564000	NW-34-26-21-4	157.35 Acres				I Individual		
	F	LAND	T	1	FARMLAND	Taxable Total:	22,710	
	100% Alberta School Foundation Fund							
3565000	SE-34-26-21-4	160.00 Acres				I Individual		
	F	LAND	T	1	FARMLAND	Taxable Total:	29,630	
	100% Alberta School Foundation Fund							
3566000	SW-34-26-21-4	160.00 Acres				I Individual		
	F	LAND	T	1	FARMLAND	Taxable Total:	24,520	
	100% Alberta School Foundation Fund							
3567000	NE-35-26-21-4	156.02 Acres				I Individual		
	F	LAND	T	1	FARMLAND	Taxable Total:	33,110	
	100% Alberta School Foundation Fund							
3568000	NW-35-26-21-4	156.28 Acres				I Individual		
	F	LAND	T	1	FARMLAND	Taxable Total:	24,880	



2019 Assessment Roll (Valuation Date 1-July, 2019) 2020 Taxation Year, Wheatland County

Assessment Year: 2019
Tax Year: 2020

Roll	Legal Address						Total
			100% Alberta School Foundation Fund				
3569000	SE-35-26-21-4	160.00 Acres				I Individual	
	F LAND		T 1 FARMLAND			Taxable Total:	20,940
			100% Alberta School Foundation Fund				
3570000	SW-35-26-21-4	160.00 Acres				I Individual	
	F LAND		T 1 FARMLAND			Taxable Total:	24,650
			100% Alberta School Foundation Fund				
3571000	NE-36-26-21-4	155.43 Acres				I Individual	
	F LAND		T 1 FARMLAND			Taxable Total:	30,270
			100% Alberta School Foundation Fund				
3572000	NW-36-26-21-4	155.81 Acres				I Individual	
	F LAND		T 1 FARMLAND			Taxable Total:	29,590
			100% Alberta School Foundation Fund				
3573000	SE-36-26-21-4	160.00 Acres				I Individual	
	F LAND		T 1 FARMLAND			Taxable Total:	23,790
			100% Alberta School Foundation Fund				
3574000	SW-36-26-21-4	160.00 Acres				I Individual	
	F LAND		T 1 FARMLAND			Taxable Total:	27,200
			100% Alberta School Foundation Fund				
3575000	NE-1-27-21-4	160.00 Acres				I Individual	
	F LAND		T 1 FARMLAND			Taxable Total:	34,990
			100% Alberta School Foundation Fund				
3576000	NW-1-27-21-4	158.15 Acres				I Individual	
	F LAND		T 1 FARMLAND			Taxable Total:	34,240
			100% Alberta School Foundation Fund				
3577000	SE-1-27-21-4	151.28 Acres				I Individual	



2019 Assessment Roll (Valuation Date 1-July, 2019) 2020 Taxation Year, Wheatland County

Assessment Year: 2019
Tax Year: 2020

Roll	Legal Address					Total
	F	LAND	T	1	FARMLAND	Taxable Total: 35,490
3578000	SW-1-27-21-4	156.96 Acres			100% Alberta School Foundation Fund	
					I Individual	
	F	LAND	T	1	FARMLAND	Taxable Total: 30,830
3579000	NE-2-27-21-4	158.81 Acres			100% Alberta School Foundation Fund	
					I Individual	
	F	LAND	T	1	FARMLAND	Taxable Total: 22,830
3580000	NW-2-27-21-4	160.00 Acres			100% Alberta School Foundation Fund	
					C Corporation	
	F	LAND	T	1	FARMLAND	Taxable Total: 26,320
3581000	SE-2-27-21-4	154.33 Acres			100% Alberta School Foundation Fund	
					I Individual	
	F	LAND	T	1	FARMLAND	Taxable Total: 29,850
3582000	SW-2-27-21-4	153.85 Acres			100% Alberta School Foundation Fund	
					C Corporation	
	F	LAND	T	1	FARMLAND	Taxable Total: 35,540
3583000	NE-3-27-21-4	160.00 Acres			100% Alberta School Foundation Fund	
					C Corporation	
	F	LAND	T	1	FARMLAND	Taxable Total: 28,200
3584000	NW-3-27-21-4	160.00 Acres			100% Alberta School Foundation Fund	
					C Corporation	
	F	LAND	T	1	FARMLAND	Taxable Total: 35,820
3585000	SE-3-27-21-4	154.07 Acres			100% Alberta School Foundation Fund	
		212036 TWP RD 270			C Corporation	
	F	LAND & IMPROVEMENTS	T	1	FARMLAND	36,430
	R		T	103	RESIDENTIAL LAND & IMPROVEMENTS	269,430
					Taxable Total:	305,860
	R		E	901	RURAL RESIDENCE EXEMPTION (RAP)	30,770



2019 Assessment Roll (Valuation Date 1-July, 2019) 2020 Taxation Year, Wheatland County

Assessment Year: 2019
Tax Year: 2020

Roll	Legal Address					Total
			100% Alberta School Foundation Fund			
3586000	SE-3-27-21-4	2.87 Acres	Totals:			336,630
			Southeast Corner M Municipal			
	NR LAND		E 155 WHEATLAND COUNTY EXEMPT	Exempt Total:		52,950
			100% Alberta School Foundation Fund			
3587000	1412134 3 1 SW-3-27-21-4	137.59 Acres				
			I Individual			
	F LAND		T 1 FARMLAND	Taxable Total:		22,420
			100% Alberta School Foundation Fund			
3587010	1412133 2 1 SW-3-27-21-4	20.00 Acres				
		212046 TWP RD 270	SOUTHEAST CORNER I Individual			
	F LAND & IMPROVEMENTS		T 1 FARMLAND			1,830
	R		T 103 RESIDENTIAL LAND & IMPROVEMENTS			254,080
			Taxable Total:			255,910
	R		E 901 RURAL RESIDENCE EXEMPTION (RAP)			61,540
	R		E 903 FARM BUILDING EXEMPT			8,720
			100% Alberta School Foundation Fund			
			Exempt Total:			70,260
			Totals:			326,170
3588000	NE-4-27-21-4	160.00 Acres				
			I Individual			
	F LAND		T 1 FARMLAND	Taxable Total:		35,990
			100% Alberta School Foundation Fund			
3589000	NW-4-27-21-4	160.00 Acres				
			I Individual			
	F LAND		T 1 FARMLAND	Taxable Total:		15,050
			100% Alberta School Foundation Fund			
3590000	SE-4-27-21-4	157.96 Acres				
			I Individual			
	F LAND		T 1 FARMLAND	Taxable Total:		36,980
			100% Alberta School Foundation Fund			
3591000	SW-4-27-21-4	157.34 Acres				
		213044 TWP RD 270	I Individual			
	F LAND		T 1 FARMLAND	Taxable Total:		28,500
			100% Alberta School Foundation Fund			
3592000	NE-5-27-21-4	160.00 Acres				
			I Individual			



2019 Assessment Roll (Valuation Date 1-July, 2019) 2020 Taxation Year, Wheatland County

Assessment Year: 2019
Tax Year: 2020

Roll	Legal Address						Total
	F	LAND		T	1	FARMLAND	
						100% Alberta School Foundation Fund	Taxable Total: 38,730
3593000	NW-5-27-21-4	160.00 Acres					I Individual
	F	LAND		T	1	FARMLAND	
						100% Alberta School Foundation Fund	Taxable Total: 34,730
3594000	SE-5-27-21-4	158.44 Acres					I Individual
	F	LAND		T	1	FARMLAND	
						100% Alberta School Foundation Fund	Taxable Total: 38,420
3595000	SW-5-27-21-4	158.53 Acres					I Individual
	F	LAND		T	1	FARMLAND	
						100% Alberta School Foundation Fund	Taxable Total: 36,320
3596000	NE-6-27-21-4	160.00 Acres					C Corporation
	F	LAND		T	1	FARMLAND	
						100% The Golden Hills Reg. Div. 15	Taxable Total: 37,250
3597000	SE-6-27-21-4	154.15 Acres					C Corporation
	F	LAND		T	1	FARMLAND	
						100% The Golden Hills Reg. Div. 15	Taxable Total: 30,190
3597100	5756AW 94 NW-7-27-21-4 1.52 Acres						NE Cnr & NW Corner of NE Qrt
		271079 HWY 840					I Individual
	R	LAND & IMPROVEMENTS		T	103	RESIDENTIAL LAND & IMPROVEMENTS	
						100% Alberta School Foundation Fund	Taxable Total: 728,800
3597110	1895JK 1 NE-7-27-21-4 1.62 Acres						I Individual
	R	LAND & IMPROVEMENTS		T	103	RESIDENTIAL LAND & IMPROVEMENTS	
						100% Alberta School Foundation Fund	Taxable Total: 68,500
3598000	SE-7-27-21-4	160.00 Acres					C Corporation
	F	LAND		T	1	FARMLAND	
						100% Alberta School Foundation Fund	Taxable Total: 13,020



2019 Assessment Roll (Valuation Date 1-July, 2019) 2020 Taxation Year, Wheatland County

Assessment Year: 2019
Tax Year: 2020

Roll	Legal Address			Total
3598100	1921JK OT NW-7-27-21-4 4.36 Acres 271068 HWY 840	ROSEBUD WAYSIDE CAMPSITE High Eagle RV Resort -Rosebud Campground M Municipal		
	NR LAND & IMPROVEMENTS	T 105 NON-RESEIDENTIAL LAND & IMPROVEMENTS	Taxable Total:	404,130
		100% Alberta School Foundation Fund		
3598110	5756AW 94 NW-7-27-21-4 13.58 Acres	PARCEL D Algae Wastewater Treatment M Municipal		
	NR LAND	E 155 WHEATLAND COUNTY EXEMPT	Exempt Total:	65,800
		100% Alberta School Foundation Fund		
3598120	5756AW 94 NW-7-27-21-4 5.64 Acres 113 MORTON AVE	ROSEBUD SEED CLEANING PLANT Rosebud Seed Cleaning Plant C Corporation		
	ME LAND & IMPROVEMENTS	T 7 MACHINERY & EQUIPMENT		68,920
	NR	T 105 NON-RESEIDENTIAL LAND & IMPROVEMENTS		551,560
			Taxable Total:	620,480
	ME	E 68 MACHINERY & EQUIPMENT EXEMPT		139,940
	NR	E 169 MISC. PROPERTY EXEMPT		873,530
		100% Alberta School Foundation Fund	Exempt Total:	1,013,470
			Totals:	1,633,950
3598130	RW77 NW-7-27-21-4 1.93 Acres	Rosebud Station Grds NW of R/R I Individual		
	R LAND & IMPROVEMENTS	T 103 RESIDENTIAL LAND & IMPROVEMENTS	Taxable Total:	51,300
		100% Alberta School Foundation Fund		
3598150	RW77 OT NW-7-27-21-4 2.08 Acres 112 MORTON AVE	LEASE JDE#906603 ELEVATOR SITE Former Rosebud Elevator C Corporation		
	F LAND & IMPROVEMENTS	T 1 FARMLAND		560
	R	E 903 FARM BUILDING EXEMPT		384,390
		100% The Golden Hills Reg. Div. 15	Totals:	384,950
3599000	NE-8-27-21-4 160.00 Acres	I Individual		
	F LAND	T 1 FARMLAND	Taxable Total:	35,450
		100% Alberta School Foundation Fund		
3600000	NW-8-27-21-4 160.00 Acres 214051 TWP RD 272	I Individual		
	F LAND & IMPROVEMENTS	T 1 FARMLAND		34,180
	R	T 103 RESIDENTIAL LAND & IMPROVEMENTS		226,010
			Taxable Total:	260,190
	R	E 901 RURAL RESIDENCE EXEMPTION (RAP)		61,540



2019 Assessment Roll (Valuation Date 1-July, 2019) 2020 Taxation Year, Wheatland County

Assessment Year: 2019
Tax Year: 2020

Roll	Legal Address					Total
	R		E 903	FARM BUILDING EXEMPT		8,750
			100%	Alberta School Foundation Fund	Exempt Total:	70,290
					Totals:	330,480
3601000	SE-8-27-21-4	160.00 Acres			I Individual	
	F LAND		T 1	FARMLAND	Taxable Total:	36,000
			100%	Alberta School Foundation Fund		
3602000	SW-8-27-21-4	160.00 Acres			I Individual	
	F LAND		T 1	FARMLAND	Taxable Total:	36,110
			100%	Alberta School Foundation Fund		
3603000	NE-9-27-21-4	160.00 Acres			I Individual	
	F LAND		T 1	FARMLAND	Taxable Total:	33,510
			100%	Alberta School Foundation Fund		
3604000	NW-9-27-21-4	160.00 Acres			I Individual	
	F LAND		T 1	FARMLAND	Taxable Total:	34,760
			100%	Alberta School Foundation Fund		
3605000	SE-9-27-21-4	160.00 Acres			I Individual	
	F LAND		T 1	FARMLAND	Taxable Total:	36,820
			100%	Alberta School Foundation Fund		
3606000	SW-9-27-21-4	160.00 Acres			I Individual	
	F LAND		T 1	FARMLAND	Taxable Total:	31,710
			100%	Alberta School Foundation Fund		
3607000	NE-10-27-21-4	160.00 Acres			I Individual	
	212043 TWP RD 272					
	F LAND & IMPROVEMENTS		T 1	FARMLAND		32,850
	R		T 103	RESIDENTIAL LAND & IMPROVEMENTS		162,440
					Taxable Total:	195,290
	R		E 901	RURAL RESIDENCE EXEMPTION (RAP)		61,540
	R		E 903	FARM BUILDING EXEMPT		5,320
					Exempt Total:	66,860
					Totals:	262,150



2019 Assessment Roll (Valuation Date 1-July, 2019) 2020 Taxation Year, Wheatland County

Assessment Year: 2019
Tax Year: 2020

Roll	Legal Address	100% Alberta School Foundation Fund	Total
3608000	NW-10-27-21-4	160.00 Acres	
		I Individual	
	F LAND	T 1 FARMLAND	
		100% Alberta School Foundation Fund	
		Taxable Total:	34,480
3609000	SE-10-27-21-4	160.00 Acres	
		I Individual	
	F LAND	T 1 FARMLAND	
		100% Alberta School Foundation Fund	
		Taxable Total:	33,150
3610000	SW-10-27-21-4	160.00 Acres	
		I Individual	
	F LAND	T 1 FARMLAND	
		100% Alberta School Foundation Fund	
		Taxable Total:	34,690
3611000	NE-11-27-21-4	160.00 Acres	
		C Corporation	
	F LAND	T 1 FARMLAND	
		100% Alberta School Foundation Fund	
		Taxable Total:	26,100
3612000	NW-11-27-21-4	160.00 Acres	
		C Corporation	
	F LAND	T 1 FARMLAND	
		100% Alberta School Foundation Fund	
		Taxable Total:	30,800
3613000	SE-11-27-21-4	160.00 Acres	
		C Corporation	
	F LAND	T 1 FARMLAND	
		100% Alberta School Foundation Fund	
		Taxable Total:	34,370
3614000	SW-11-27-21-4	160.00 Acres	
		C Corporation	
	F LAND	T 1 FARMLAND	
		100% Alberta School Foundation Fund	
		Taxable Total:	24,310
3615000	NE-12-27-21-4	160.00 Acres	
		C Corporation	
	F LAND	T 1 FARMLAND	
		100% Alberta School Foundation Fund	
		Taxable Total:	31,610
3616000	NW-12-27-21-4	159.11 Acres	
		C Corporation	
	F LAND	T 1 FARMLAND	
		Taxable Total:	30,700



2019 Assessment Roll (Valuation Date 1-July, 2019) 2020 Taxation Year, Wheatland County

Assessment Year: 2019
Tax Year: 2020

Roll	Legal Address						Total
	100% Alberta School Foundation Fund						
3617000	SE-12-27-21-4	160.00 Acres				C Corporation	
	F	LAND	T	1	FARMLAND	Taxable Total:	37,030
	100% Alberta School Foundation Fund						
3618000	SW-12-27-21-4	160.00 Acres				C Corporation	
	F	LAND	T	1	FARMLAND	Taxable Total:	37,480
	100% Alberta School Foundation Fund						
3619000	NE-13-27-21-4	160.00 Acres				C Corporation	
	F	LAND	T	1	FARMLAND	Taxable Total:	36,790
	100% Alberta School Foundation Fund						
3620000	NW-13-27-21-4	156.00 Acres				C Corporation	
	F	LAND	T	1	FARMLAND	Taxable Total:	35,090
	100% Alberta School Foundation Fund						
3621000	SE-13-27-21-4	160.00 Acres				C Corporation	
	F	LAND	T	1	FARMLAND	Taxable Total:	37,770
	100% Alberta School Foundation Fund						
3622000	SW-13-27-21-4	154.49 Acres				C Corporation	
	F	LAND	T	1	FARMLAND	Taxable Total:	24,180
	100% Alberta School Foundation Fund						
3623000	NE-14-27-21-4	160.00 Acres				C Corporation	
	F	LAND	T	1	FARMLAND	Taxable Total:	34,670
	100% Alberta School Foundation Fund						
3624000	NW-14-27-21-4	152.31 Acres				C Corporation	
	F	LAND	T	1	FARMLAND	Taxable Total:	19,040
	100% Alberta School Foundation Fund						
3624010	NW-14-27-21-4	3.70 Acres				WEST OF ROAD M Municipal	



2019 Assessment Roll (Valuation Date 1-July, 2019) 2020 Taxation Year, Wheatland County

Assessment Year: 2019
Tax Year: 2020

Roll	Legal Address					Total
	NR	LAND	E 155	WHEATLAND COUNTY EXEMPT	Exempt Total:	3,950
3625000	SE-14-27-21-4	157.36 Acres	100%	Alberta School Foundation Fund		
	F	LAND	T 1	FARMLAND	Taxable Total:	16,890
3626000	SW-14-27-21-4	117.26 Acres	100%	Alberta School Foundation Fund		
	F	LAND	T 1	FARMLAND	Taxable Total:	28,090
3626010	9410152 1	SW-14-27-21-4 40.39 Acres	100%	Alberta School Foundation Fund		
	F	LAND & IMPROVEMENTS	T 1	FARMLAND		2,140
	R		T 103	RESIDENTIAL LAND & IMPROVEMENTS		66,700
	R		E 903	FARM BUILDING EXEMPT		1,530
3627000	NE-15-27-21-4	160.00 Acres	100%	Alberta School Foundation Fund	Totals:	70,370
	F	LAND	T 1	FARMLAND	Taxable Total:	29,880
3628000	NW-15-27-21-4	154.10 Acres	100%	Alberta School Foundation Fund		
	F	LAND	T 1	FARMLAND	Taxable Total:	19,520
3629000	3750CO E	NW-15-27-21-4 5.90 Acres				
	NR	LAND	E 155	WHEATLAND COUNTY EXEMPT	Exempt Total:	6,290
3630000	SE-15-27-21-4	159.30 Acres	100%	Alberta School Foundation Fund		
	F	LAND	T 1	FARMLAND	Taxable Total:	36,820
3631000	SW-15-27-21-4	160.00 Acres	100%	Alberta School Foundation Fund		
	F	LAND	T 1	FARMLAND	Taxable Total:	35,450



2019 Assessment Roll (Valuation Date 1-July, 2019) 2020 Taxation Year, Wheatland County

Assessment Year: 2019
Tax Year: 2020

Roll	Legal Address							Total	
	100% Alberta School Foundation Fund								
3632000	NE-16-27-21-4	155.95 Acres							
						I Individual			
	F	LAND		T	1	FARMLAND	Taxable Total:	13,080	
	100% Alberta School Foundation Fund								
3633000	NW-16-27-21-4	125.09 Acres							
	272055 RGE RD 214						SOUTH AND EAST OF CREEK		
						I Individual			
	F	LAND & IMPROVEMENTS		T	1	FARMLAND		10,950	
	R			T	103	RESIDENTIAL LAND & IMPROVEMENTS		248,650	
						Taxable Total:	259,600		
	R			E	901	RURAL RESIDENCE EXEMPTION (RAP)		10,950	
	100% Alberta School Foundation Fund								
							Totals:	270,550	
3634000	3750CO F,G,H	NW-16-27-21-4	28.70 Acres						
						NORTH AND EAST OF CREEK			
						I Individual			
	F	LAND		T	1	FARMLAND	Taxable Total:	1,790	
	100% Alberta School Foundation Fund								
3635000	SE-16-27-21-4	147.10 Acres							
						I Individual			
	F	LAND		T	1	FARMLAND	Taxable Total:	28,760	
	100% The Golden Hills Reg. Div. 15								
3635010	0312034 1 1	SE-16-27-21-4	12.90 Acres						
	213026 TWP RD 272						SOUTHEAST PART OF LSD 7		
						I Individual			
	R	LAND & IMPROVEMENTS		T	103	RESIDENTIAL LAND & IMPROVEMENTS		133,600	
	R			E	901	RURAL RESIDENCE EXEMPTION (RAP)		15,100	
	100% Alberta School Foundation Fund								
							Totals:	148,700	
3636000	SW-16-27-21-4	160.00 Acres							
						I Individual			
	F	LAND		T	1	FARMLAND	Taxable Total:	35,910	
	100% The Golden Hills Reg. Div. 15								
3637000	NE-17-27-21-4	137.53 Acres							
						I Individual			
	F	LAND		T	1	FARMLAND	Taxable Total:	8,170	
	100% Alberta School Foundation Fund								
3638000	NE-17-27-21-4	9.10 Acres							
						NORTHEAST CORNER			
						C Corporation			
	NR	LAND		T	105	NON-RESEIDENTIAL LAND & IMPROVEMENTS	Taxable Total:	8,610	



2019 Assessment Roll (Valuation Date 1-July, 2019) 2020 Taxation Year, Wheatland County

Assessment Year: 2019
Tax Year: 2020

Roll	Legal Address								Total
					100% Alberta School Foundation Fund				
3640000	2210JK A	N -17-27-21-4	94.25 Acres					NE 5.07ac NW 89.18ac I Individual	
	F	LAND			T	1	FARMLAND	Taxable Total:	21,080
					100% The Golden Hills Reg. Div. 15				
3641000	NW-17-27-21-4		70.17 Acres					SOUTHEAST OF ROAD C Corporation	
	F	LAND			T	1	FARMLAND	Taxable Total:	3,910
					100% Alberta School Foundation Fund				
3642000	SE-17-27-21-4		160.00 Acres					I Individual	
	F	LAND			T	1	FARMLAND	Taxable Total:	28,230
					100% Alberta School Foundation Fund				
3643000	SW-17-27-21-4		154.26 Acres					I Individual	
	F	LAND			T	1	FARMLAND	Taxable Total:	10,390
					100% Alberta School Foundation Fund				
3644000	NE-18-27-21-4		160.00 Acres					I Individual	
	F	LAND			T	1	FARMLAND	Taxable Total:	29,160
					100% Alberta School Foundation Fund				
3645000	NW-18-27-21-4		142.71 Acres					I Individual	
	F	LAND			T	1	FARMLAND	Taxable Total:	25,060
					100% The Golden Hills Reg. Div. 15				
3645010	2224EZ RW 27	OT-18-27-21-4	2.47 Acres					TELEPHONE R/W-NW & SW 18, NW & C Corporation	
	NR	LAND			T	105	NON-RESEIDENTIAL LAND & IMPROVEMENTS	Taxable Total:	27,620
					100% Alberta School Foundation Fund				
3645500	6959JK	NW-18-27-21-4	12.03 Acres					SW Corner (CUT-OFF A&B) Rosebud Waste Transfer Site M Municipal	
	NR	LAND & IMPROVEMENTS			E	155	WHEATLAND COUNTY EXEMPT	Exempt Total:	37,760
					100% Alberta School Foundation Fund				
3646000	SE-18-27-21-4		109.79 Acres					I Individual	



2019 Assessment Roll (Valuation Date 1-July, 2019) 2020 Taxation Year, Wheatland County

Assessment Year: 2019
Tax Year: 2020

Roll	Legal Address					Total
	F	LAND	T	1	FARMLAND	
					100% Alberta School Foundation Fund	Taxable Total: 6,020
3646500	SE-18-27-21-4	3.27 Acres				NW CORNER I Individual
	R	LAND	T	104	RESIDENTIAL VACANT LAND	Taxable Total: 13,500
					100% Alberta School Foundation Fund	
3647000	SE-18-27-21-4	40.00 Acres				LSD 2 Former Akokinskway Golf Course I Individual
		271073 HWY 840				
	R	LAND & IMPROVEMENTS	T	103	RESIDENTIAL LAND & IMPROVEMENTS	Taxable Total: 368,600
					100% Alberta School Foundation Fund	
3647005	SW-18-27-21-4	1.00 Acres				ROSEBUD RIVER EAST OF RAILWAY P Provincial
	NR	LAND	E	154	OTHER PROV. IMP EXEMPT	Exempt Total: 1,070
					100% Alberta School Foundation Fund	
3647010	1154DM OT	SW-18-27-21-4 4.60 Acres				Easterly portion I Individual
	R	LAND	T	104	RESIDENTIAL VACANT LAND	Taxable Total: 36,800
					100% Alberta School Foundation Fund	
3647020	SW-18-27-21-4	7.69 Acres				NE portion west of abandon R/R I Individual
	R	LAND	T	104	RESIDENTIAL VACANT LAND	Taxable Total: 26,400
					100% Alberta School Foundation Fund	
3648000	SW-18-27-21-4	40.81 Acres				EAST OF HIGHWAY I Individual
		272041 HWY 840				
	F	LAND & IMPROVEMENTS	T	1	FARMLAND	4,230
	R		T	103	RESIDENTIAL LAND & IMPROVEMENTS	410,400
						Taxable Total: 414,630
	R		E	901	RURAL RESIDENCE EXEMPTION (RAP)	5,500
	R		E	903	FARM BUILDING EXEMPT	31,550
					100% Christ The Redeemer Reg. 3	Exempt Total: 37,050
						Totals: 451,680
3648005	1312913 10 1	SW-18-27-21-4 12.10 Acres				N.E. PORTION LSD 5 I Individual
	F	LAND	T	1	FARMLAND	Taxable Total: 1,270
					100% Christ The Redeemer Reg. 3	



2019 Assessment Roll (Valuation Date 1-July, 2019) 2020 Taxation Year, Wheatland County

Assessment Year: 2019
Tax Year: 2020

Roll	Legal Address					Total
3648010	4630EZ	SW-18-27-21-4	1.14 Acres		NE of Reservoir Site M Municipal	
	NR	LAND		E 155	WHEATLAND COUNTY EXEMPT 100% Alberta School Foundation Fund	Exempt Total: 4,330
3648030	8811278 OT	SW-18-27-21-4	1.07 Acres		ROSEBUD RESERVOIR SITE Rosebud Lift Station Access M Municipal	
	NR	LAND		E 155	WHEATLAND COUNTY EXEMPT 100% Alberta School Foundation Fund	Exempt Total: 31,970
3648031	1014958 9 1	SW-18-27-21-4	0.94 Acres		ROSEBUD RESERVIOR S EXPANSION Rosebud Lift Station / Reservoir M Municipal	
	NR	LAND & IMPROVEMENTS		E 155	WHEATLAND COUNTY EXEMPT 100% Alberta School Foundation Fund	Exempt Total: 146,390
3648040	4630EZ OT	SW-18-27-21-4	0.94 Acres		CEMETARY Wst of Reservoir Site Rosebud Cemetery M Municipal	
	NR	LAND		E 155	WHEATLAND COUNTY EXEMPT 100% Alberta School Foundation Fund	Exempt Total: 40,020
3648050	SW-18-27-21-4	5.00 Acres			I Individual	
	215080 TWP RD 272					
	F	LAND & IMPROVEMENTS		T 1	FARMLAND	170
	R			T 103	RESIDENTIAL LAND & IMPROVEMENTS	454,330
					Taxable Total:	454,500
	R			E 901	RURAL RESIDENCE EXEMPTION (RAP) 100% Alberta School Foundation Fund	170
					Totals:	454,670
3648060	SW-18-27-21-4	32.98 Acres			WESTERLY PORTION C Corporation	
	406 1ST AVENUE					
	F	LAND & IMPROVEMENTS		T 1	FARMLAND	2,400
	R			T 103	RESIDENTIAL LAND & IMPROVEMENTS	89,200
					Taxable Total:	91,600
	NR			E 156	SCHOOLS EXEMPT 50% The Golden Hills Reg. Div. 15 50% Christ The Redeemer Reg. 3	563,970
					Totals:	655,570
3648070	SW-18-27-21-4	2.00 Acres			SW CORNER ROSEBUD Rosebud Baptist Church I Individual	
	404 1ST AVENUE WEST					
	NR	LAND & IMPROVEMENTS		E 164	RELIGIOUS EXEMPT 100% Alberta School Foundation Fund	Exempt Total: 850,540



2019 Assessment Roll (Valuation Date 1-July, 2019) 2020 Taxation Year, Wheatland County

Assessment Year: 2019
Tax Year: 2020

Roll	Legal Address				Total
3650000	4515BH B	SW-18-27-21-4	4.55 Acres	NORTH PORTION LSD 3 I Individual	
	F	LAND	T 1 FARMLAND 100% Alberta School Foundation Fund	Taxable Total:	390
3650010	SW-18-27-21-4	1.52 Acres		NW CORNER M Municipal	
	NR	LAND	E 155 WHEATLAND COUNTY EXEMPT 100% Alberta School Foundation Fund	Exempt Total:	46,680
3651000	8211107 A	SW-18-27-21-4	2.05 Acres	NW CRN TRNFR SITE IMMED NORTH Former Rosebud Waste Transfer Site P Provincial	
	NR	LAND	E 155 WHEATLAND COUNTY EXEMPT 100% Alberta School Foundation Fund	Exempt Total:	23,940
3652000	NE-19-27-21-4	160.00 Acres		I Individual	
	F	LAND	T 1 FARMLAND 100% The Golden Hills Reg. Div. 15	Taxable Total:	30,720
3653000	NW-19-27-21-4	159.01 Acres		I Individual	
	F	LAND & IMPROVEMENTS	T 1 FARMLAND		22,920
	R		T 103 RESIDENTIAL LAND & IMPROVEMENTS		110,000
	R		E 901 RURAL RESIDENCE EXEMPTION (RAP) 100% The Golden Hills Reg. Div. 15	Taxable Total:	132,920
				Totals:	19,900
3654000	SE-19-27-21-4	160.00 Acres			152,820
	F	LAND	T 1 FARMLAND 100% Alberta School Foundation Fund	Taxable Total:	25,160
3655000	SW-19-27-21-4	159.01 Acres		I Individual	
	F	LAND & IMPROVEMENTS	T 1 FARMLAND		33,330
	R		T 103 RESIDENTIAL LAND & IMPROVEMENTS		218,230
	R		E 901 RURAL RESIDENCE EXEMPTION (RAP)	Taxable Total:	251,560
	R		E 903 FARM BUILDING EXEMPT		80,370
				Exempt Total:	7,600
				Totals:	87,970
					339,530



2019 Assessment Roll (Valuation Date 1-July, 2019) 2020 Taxation Year, Wheatland County

Assessment Year: 2019
Tax Year: 2020

Roll	Legal Address	100% Alberta School Foundation Fund			Total
3656000	NE-20-27-21-4 131.03 Acres			SOUTH WEST OF ROAD I Individual	
	F LAND	T 1 FARMLAND		Taxable Total:	28,950
		100% Alberta School Foundation Fund			
3656010	9011684 1 NE-20-27-21-4 4.94 Acres 214023 TWP RD 274			NW CORNER WEST OF ROAD I Individual	
	R LAND & IMPROVEMENTS	T 103 RESIDENTIAL LAND & IMPROVEMENTS			433,420
	R	E 901 RURAL RESIDENCE EXEMPTION (RAP)			2,880
		100% Alberta School Foundation Fund			
				Totals:	436,300
3656050	9011684 2 NE-20-27-21-4 21.06 Acres			NORTHEAST CORNER I Individual	
	F LAND	T 1 FARMLAND		Taxable Total:	2,880
		50% The Golden Hills Reg. Div. 15 50% Christ The Redeemer Reg. 3			
3657000	NW-20-27-21-4 160.00 Acres			I Individual	
	F LAND	T 1 FARMLAND		Taxable Total:	35,060
		100% Alberta School Foundation Fund			
3658000	SE-20-27-21-4 160.00 Acres			I Individual	
	F LAND	T 1 FARMLAND		Taxable Total:	23,290
		100% Alberta School Foundation Fund			
3659000	SW-20-27-21-4 160.00 Acres			I Individual	
	F LAND	T 1 FARMLAND		Taxable Total:	33,190
		100% Alberta School Foundation Fund			
3660000	NE-21-27-21-4 160.00 Acres			I Individual	
	F LAND	T 1 FARMLAND		Taxable Total:	33,490
		100% The Golden Hills Reg. Div. 15			
3661000	NW-21-27-21-4 160.00 Acres			I Individual	
	F LAND	T 1 FARMLAND		Taxable Total:	22,140
		100% The Golden Hills Reg. Div. 15			



2019 Assessment Roll (Valuation Date 1-July, 2019) 2020 Taxation Year, Wheatland County

Assessment Year: 2019
Tax Year: 2020

Roll	Legal Address				Total
3662000	SE-21-27-21-4	141.85 Acres		I Individual	
	F LAND		T 1 FARMLAND 100% Alberta School Foundation Fund	Taxable Total:	15,740
3663000	3750CO B,C SE-21-27-21-4	11.10 Acres		SOUTH OF CREEK SE CORNER C Corporation	
	R LAND		T 104 RESIDENTIAL VACANT LAND 100% Alberta School Foundation Fund	Taxable Total:	9,300
3663010	3750CO D SE-21-27-21-4	2.90 Acres		NE corner of LSD 1 C Corporation	
	F LAND		T 1 FARMLAND 100% The Golden Hills Reg. Div. 15	Taxable Total:	180
3664000	SW-21-27-21-4	158.80 Acres		I Individual	
	F LAND		T 1 FARMLAND 100% Alberta School Foundation Fund	Taxable Total:	17,310
3665000	53/56 A SW-21-27-21-4	1.20 Acres		SOUTHWEST CORNER I Individual	
	F LAND		T 1 FARMLAND 100% Alberta School Foundation Fund	Taxable Total:	60
3666000	SE-22-27-21-4	54.08 Acres		SOUTH OF RAILWAY C Corporation	
	F LAND		T 1 FARMLAND 100% Alberta School Foundation Fund	Taxable Total:	2,790
3667000	SW-22-27-21-4	29.00 Acres		SOUTH OF RAILWAY C Corporation	
	F LAND		T 1 FARMLAND 100% Alberta School Foundation Fund	Taxable Total:	1,530
3668000	NE-23-27-21-4	20.50 Acres		SOUTH OF RAILWAY,SE CORNER C Corporation	
	F LAND		T 1 FARMLAND 100% Alberta School Foundation Fund	Taxable Total:	1,060
3669000	RW144 NE-23-27-21-4	5.95 Acres		PORT. S OF RAIL, IN WHEATLAND C Corporation	
	NR LAND		T 105 NON-RESEIDENTIAL LAND & IMPROVEMENTS	Taxable Total:	6,540



2019 Assessment Roll (Valuation Date 1-July, 2019) 2020 Taxation Year, Wheatland County

Assessment Year: 2019
Tax Year: 2020

Roll	Legal Address										Total
3671000	NW-23-27-21-4		5.94 Acres		100% Alberta School Foundation Fund					SOUTH OF RAILWAY C Corporation	
	F	LAND			T	1	FARMLAND			Taxable Total:	230
	100% Alberta School Foundation Fund										
3672000	SE-23-27-21-4		150.62 Acres							C Corporation	
	F	LAND			T	1	FARMLAND			Taxable Total:	17,460
	100% Alberta School Foundation Fund										
3673000	8691EK D	SE-23-27-21-4	12.50 Acres							PARCEL D, REST IS IN KNEEHILL C Corporation	
	F	LAND			T	1	FARMLAND			Taxable Total:	770
	100% Alberta School Foundation Fund										
3674000	SW-23-27-21-4		144.73 Acres							C Corporation	
	F	LAND			T	1	FARMLAND			Taxable Total:	10,300
	100% Alberta School Foundation Fund										
3675000	SW-23-27-21-4		3.45 Acres							S.W. CORNER M Municipal	
	NR	LAND			E	155	WHEATLAND COUNTY EXEMPT			Exempt Total:	39,020
	100% Alberta School Foundation Fund										
3676000	NE-24-27-21-4		142.00 Acres							SOUTH OF RAILWAY C Corporation	
	F	LAND			T	1	FARMLAND			Taxable Total:	17,350
	100% Alberta School Foundation Fund										
3677000	NW-24-27-21-4		117.24 Acres							SOUTH OF RAILWAY C Corporation	
	F	LAND			T	1	FARMLAND			Taxable Total:	8,850
	100% Alberta School Foundation Fund										
3678000	8381EI	NW-24-27-21-4	1.40 Acres							SOUTH OF RAILWAY NW CORNER C Corporation	
	F	LAND			T	1	FARMLAND			Taxable Total:	90
	100% Alberta School Foundation Fund										
3679000	SE-24-27-21-4		160.00 Acres							C Corporation	



2019 Assessment Roll (Valuation Date 1-July, 2019) 2020 Taxation Year, Wheatland County

Assessment Year: 2019
Tax Year: 2020

Roll	Legal Address					Total
	F	LAND	T	1	FARMLAND	Taxable Total: 36,080
3680000	SW-24-27-21-4	155.87 Acres			100% Alberta School Foundation Fund	
					C Corporation	
	F	LAND	T	1	FARMLAND	Taxable Total: 30,440
3681000	SE-25-27-21-4	4.00 Acres			100% Alberta School Foundation Fund	
					SOUTH OF RAILWAY	
					C Corporation	
	F	LAND	T	1	FARMLAND	Taxable Total: 160
3682000	NE-28-27-21-4	160.00 Acres			100% Alberta School Foundation Fund	
					I Individual	
	F	LAND	T	1	FARMLAND	Taxable Total: 29,320
3683000	NW-28-27-21-4	158.58 Acres			100% Alberta School Foundation Fund	
					I Individual	
	F	LAND	T	1	FARMLAND	Taxable Total: 29,960
3684000	1610761 1 2 SE-28-27-21-4	164.97 Acres			100% Alberta School Foundation Fund	
					I Individual	
	F	LAND	T	1	FARMLAND	Taxable Total: 36,860
3685000	1610761 1 1 SW-28-27-21-4	157.57 Acres			100% Alberta School Foundation Fund	
		274029 RGE RD 214			I Individual	
	F	LAND & IMPROVEMENTS	T	1	FARMLAND	26,160
	R		T	103	RESIDENTIAL LAND & IMPROVEMENTS	125,660
					Taxable Total:	151,820
	R		E	901	RURAL RESIDENCE EXEMPTION (RAP)	61,540
	R		E	903	FARM BUILDING EXEMPT	40,210
					100% The Golden Hills Reg. Div. 15	
					Exempt Total:	101,750
					Totals:	253,570
3686000	7210GQ A SW-28-27-21-4	4.14 Acres			NW CORNER	
		274037A RGE RD 214			I Individual	
	R	LAND & IMPROVEMENTS	T	103	RESIDENTIAL LAND & IMPROVEMENTS	Taxable Total: 135,600
					100% Alberta School Foundation Fund	



2019 Assessment Roll (Valuation Date 1-July, 2019) 2020 Taxation Year, Wheatland County

Assessment Year: 2019
Tax Year: 2020

Roll	Legal Address					Total
3687000	NE-29-27-21-4 160.00 Acres					
		I Individual				
	F LAND	T 1	FARMLAND	Taxable Total:		37,360
		100% Alberta School Foundation Fund				
3688000	NW-29-27-21-4 274043 RGE RD 215 160.00 Acres					
		I Individual				
	F LAND & IMPROVEMENTS	T 1	FARMLAND			28,700
	R	T 103	RESIDENTIAL LAND & IMPROVEMENTS			99,000
		Taxable Total:				127,700
	R	E 901	RURAL RESIDENCE EXEMPTION (RAP)			15,600
		100% Alberta School Foundation Fund				
		Totals:				143,300
3689000	SE-29-27-21-4 160.00 Acres					
		I Individual				
	F LAND	T 1	FARMLAND	Taxable Total:		33,920
		100% The Golden Hills Reg. Div. 15				
3690000	SW-29-27-21-4 160.00 Acres					
		C Corporation				
	F LAND	T 1	FARMLAND	Taxable Total:		38,370
		100% Alberta School Foundation Fund				
3691000	NE-30-27-21-4 160.00 Acres					
		I Individual				
	F LAND	T 1	FARMLAND	Taxable Total:		31,580
		100% Alberta School Foundation Fund				
3692000	NW-30-27-21-4 159.01 Acres					
		I Individual				
	F LAND	T 1	FARMLAND	Taxable Total:		32,370
		100% Alberta School Foundation Fund				
3693000	SE-30-27-21-4 160.00 Acres					
		I Individual				
	F LAND	T 1	FARMLAND	Taxable Total:		35,040
		100% The Golden Hills Reg. Div. 15				
3694000	SW-30-27-21-4 215054 TWP RD 274 159.01 Acres					
		I Individual				
	F LAND & IMPROVEMENTS	T 1	FARMLAND			19,100
	R	T 103	RESIDENTIAL LAND & IMPROVEMENTS			132,060
		Taxable Total:				151,160



2019 Assessment Roll (Valuation Date 1-July, 2019) 2020 Taxation Year, Wheatland County

Assessment Year: 2019
Tax Year: 2020

Roll	Legal Address					Total
	R		E 901	RURAL RESIDENCE EXEMPTION (RAP)		61,540
			100%	The Golden Hills Reg. Div. 15	Totals:	212,700
3695000	NE-31-27-21-4	160.00 Acres			I Individual	
	F LAND		T 1	FARMLAND	Taxable Total:	34,830
			100%	Alberta School Foundation Fund		
3696000	NW-31-27-21-4	159.10 Acres			I Individual	
	275065 HWY 840					
	F LAND & IMPROVEMENTS		T 1	FARMLAND		30,710
	R		T 103	RESIDENTIAL LAND & IMPROVEMENTS		186,760
					Taxable Total:	217,470
	R		E 901	RURAL RESIDENCE EXEMPTION (RAP)		61,540
			100%	Alberta School Foundation Fund	Totals:	279,010
3697000	SE-31-27-21-4	160.00 Acres			I Individual	
	F LAND		T 1	FARMLAND	Taxable Total:	17,320
			100%	Alberta School Foundation Fund		
3698000	SW-31-27-21-4	159.01 Acres			I Individual	
	F LAND		T 1	FARMLAND	Taxable Total:	25,540
			100%	The Golden Hills Reg. Div. 15		
3699000	NE-32-27-21-4	160.00 Acres			I Individual	
	F LAND		T 1	FARMLAND	Taxable Total:	28,220
			100%	Alberta School Foundation Fund		
3700000	NW-32-27-21-4	156.00 Acres			I Individual	
	F LAND		T 1	FARMLAND	Taxable Total:	32,700
			100%	Alberta School Foundation Fund		
3701000	SE-32-27-21-4	155.98 Acres			I Individual	
	F LAND		T 1	FARMLAND	Taxable Total:	34,170
			100%	Alberta School Foundation Fund		
3702000	SW-32-27-21-4	159.90 Acres			I Individual	
	F LAND		T 1	FARMLAND	Taxable Total:	29,150



2019 Assessment Roll (Valuation Date 1-July, 2019) 2020 Taxation Year, Wheatland County

Assessment Year: 2019
Tax Year: 2020

Roll	Legal Address					Total
	100% Alberta School Foundation Fund					
3703000	NE-33-27-21-4	160.00 Acres				
					C Corporation	
	F	LAND	T	1	FARMLAND	Taxable Total: 24,140
	100% Alberta School Foundation Fund					
3704000	NW-33-27-21-4	80.00 Acres			WEST HALF LSD 12 & 13	
					I Individual	
	F	LAND	T	1	FARMLAND	Taxable Total: 8,260
	100% Alberta School Foundation Fund					
3705000	NW-33-27-21-4	80.00 Acres			EAST HALF LSD 11 & 14	
					C Corporation	
	F	LAND	T	1	FARMLAND	Taxable Total: 10,060
	100% Alberta School Foundation Fund					
3706000	SE-33-27-21-4	80.00 Acres			SOUTH HALF	
					I Individual	
	F	LAND	T	1	FARMLAND	Taxable Total: 8,790
	100% The Golden Hills Reg. Div. 15					
3707000	SE-33-27-21-4	80.00 Acres			LSD 7 & 8	
					I Individual	
	F	LAND	T	1	FARMLAND	Taxable Total: 7,090
	100% Alberta School Foundation Fund					
3708000	SW-33-27-21-4	80.00 Acres			SOUTH HALF	
					I Individual	
	F	LAND	T	1	FARMLAND	Taxable Total: 17,810
	100% The Golden Hills Reg. Div. 15					
3709000	SW-33-27-21-4	80.00 Acres			LSD 5 & 6	
					I Individual	
	F	LAND	T	1	FARMLAND	Taxable Total: 18,790
	100% Alberta School Foundation Fund					
3710000	6742BQ 1 1 NW-7-27-21-4	3,750 Sq. Feet				
	125 MAIN ST				C Corporation	
	R	LAND	T	104	RESIDENTIAL VACANT LAND	Taxable Total: 13,000
	50% The Golden Hills Reg. Div. 15					
	50% Christ The Redeemer Reg. 3					



2019 Assessment Roll (Valuation Date 1-July, 2019) 2020 Taxation Year, Wheatland County

Assessment Year: 2019
Tax Year: 2020

Roll	Legal Address	Total
3711000	6742BQ 1 2 NW-7-27-21-4 3,750 Sq. Feet 121 MAIN ST R LAND T 104 RESIDENTIAL VACANT LAND 50% The Golden Hills Reg. Div. 15 50% Christ The Redeemer Reg. 3	C Corporation Taxable Total: 13,000
3712000	6742BQ 1 3,4 NW-7-27-21-4 7,500 Sq. Feet 117 MAIN ST NR LAND & IMPROVEMENTS E 165 CHARITABLE & WELFARE EXEMPT 100% Alberta School Foundation Fund	CENTENNIAL MUSEUM Rosebud District Centennial Museum C Corporation Exempt Total: 372,960
3713000	6742BQ 1 5 NW-7-27-21-4 3,750 Sq. Feet 107 MAIN ST NR LAND & IMPROVEMENTS T 105 NON-RESEIDENTIAL LAND & IMPROVEMENTS 100% Alberta School Foundation Fund	Backstage Gifts & Craft Shop I Individual Taxable Total: 58,510
3714000	6742BQ 1 6-8 NW-7-27-21-4 9,024 Sq. Feet 106 RAILWAY AVE NR LAND & IMPROVEMENTS T 105 NON-RESEIDENTIAL LAND & IMPROVEMENTS 50% The Golden Hills Reg. Div. 15 50% Christ The Redeemer Reg. 3	Rosebud School Of Arts Admin Bldg Hotel C Corporation Taxable Total: 179,540
3716000	6742BQ 1 9 NW-7-27-21-4 6,685 Sq. Feet 117 MARTIN AVE R LAND & IMPROVEMENTS T 103 RESIDENTIAL LAND & IMPROVEMENTS 100% Alberta School Foundation Fund	I Individual Taxable Total: 147,700
3717000	6742BQ 1 10 NW-7-27-21-4 5,350 Sq. Feet 113 MARTIN AVE R LAND & IMPROVEMENTS T 103 RESIDENTIAL LAND & IMPROVEMENTS 100% Alberta School Foundation Fund	I Individual Taxable Total: 190,500
3718000	6742BQ 2 1-7 NW-7-27-21-4 26,250 Sq. Feet 116 MAIN ST NR LAND & IMPROVEMENTS E 156 SCHOOLS EXEMPT 50% The Golden Hills Reg. Div. 15 50% Christ The Redeemer Reg. 3	SCHOOL OF ARTS KITCHEN/DORM'RY Rosebud Mercantile Building C Corporation Exempt Total: 1,846,260
3725000	6742BQ 2 8-11 NW-7-27-21-4 17,213 Sq. Feet 106 MAIN ST R LAND & IMPROVEMENTS NR	Arbour Guest House I Individual T 103 RESIDENTIAL LAND & IMPROVEMENTS 214,690 T 105 NON-RESEIDENTIAL LAND & IMPROVEMENTS 10,510 Taxable Total: 225,200



2019 Assessment Roll (Valuation Date 1-July, 2019) 2020 Taxation Year, Wheatland County

Assessment Year: 2019
Tax Year: 2020

Roll	Legal Address	100% Alberta School Foundation Fund				Total
3727000	6742BQ 2 12,13 NW-7-27-21-4 13,407 Sq. Feet 109 COMSTOCK ST	I Individual				
	R LAND & IMPROVEMENTS	T 103	RESIDENTIAL LAND & IMPROVEMENTS	Taxable Total:		50,600
		100% Alberta School Foundation Fund				
3728000	1510488 2 20 NW-7-27-21-4 8,358 Sq. Feet 113 COMSTOCK ST	I Individual				
	R LAND & IMPROVEMENTS	T 103	RESIDENTIAL LAND & IMPROVEMENTS	Taxable Total:		178,900
		100% Christ The Redeemer Reg. 3				
3728010	1510488 2 21 NW-7-27-21-4 4,136 Sq. Feet	I Individual				
	R LAND	T 104	RESIDENTIAL VACANT LAND	Taxable Total:		35,700
		100% Alberta School Foundation Fund				
3729000	6742BQ 2 16 NW-7-27-21-4 6,250 Sq. Feet 117 COMSTOCK ST	I Individual				
	R LAND & IMPROVEMENTS	T 103	RESIDENTIAL LAND & IMPROVEMENTS	Taxable Total:		122,400
		100% Alberta School Foundation Fund				
3730000	6742BQ 2 17,18 NW-7-27-21-4 12,500 Sq. Feet 125 COMSTOCK ST	I Individual				
	R LAND & IMPROVEMENTS	T 103	RESIDENTIAL LAND & IMPROVEMENTS	Taxable Total:		260,100
		100% Alberta School Foundation Fund				
3731000	6742BQ 2 19 NW-7-27-21-4 6,250 Sq. Feet 129 COMSTOCK ST	C Corporation				
	R LAND	T 104	RESIDENTIAL VACANT LAND	Taxable Total:		17,400
		50% The Golden Hills Reg. Div. 15 50% Christ The Redeemer Reg. 3				
3732000	6742BQ 3 NW-7-27-21-4 1.77 Acres 120 COMSTOCK ST	M Municipal				
	NR LAND & IMPROVEMENTS	E 157	PUBLIC PARKS EXEMPT	Exempt Total:		49,610
		100% Alberta School Foundation Fund				
3733000	6742BQ 3 NW-7-27-21-4 0.23 Acres 124 COMSTOCK ST	TELUS TOWER, NE CRN 100' X100' Telus Tower C Corporation				
	NR LAND & IMPROVEMENTS	T 105	NON-RESEIDENTIAL LAND & IMPROVEMENTS	Taxable Total:		76,400
		100% Alberta School Foundation Fund				
3734000	5272CG 4 1,2 SW-18-27-21-4 7,500 Sq. Feet 216 MAIN ST	C Corporation				



2019 Assessment Roll (Valuation Date 1-July, 2019) 2020 Taxation Year, Wheatland County

Assessment Year: 2019
Tax Year: 2020

Roll	Legal Address					Total
	R	LAND & IMPROVEMENTS		T 103	RESIDENTIAL LAND & IMPROVEMENTS	Taxable Total: 49,200
					50% The Golden Hills Reg. Div. 15	
					50% Christ The Redeemer Reg. 3	
3735000	5272CG 4 3,4	SW-18-27-21-4	7,500 Sq. Feet		Former Art Gallery	
	212 MAIN ST				I Individual	
	R	LAND & IMPROVEMENTS		T 103	RESIDENTIAL LAND & IMPROVEMENTS	Taxable Total: 150,400
					100% Alberta School Foundation Fund	
3739000	5272CG 4 5,6	SW-18-27-21-4	7,500 Sq. Feet			
	206 MAIN ST				C Corporation	
	R	LAND & IMPROVEMENTS		T 103	RESIDENTIAL LAND & IMPROVEMENTS	Taxable Total: 268,800
					100% Alberta School Foundation Fund	
3739010	5272CG 4 7,8	SW-18-27-21-4	7,500 Sq. Feet			
	204 MAIN ST				I Individual	
	R	LAND & IMPROVEMENTS		T 103	RESIDENTIAL LAND & IMPROVEMENTS	Taxable Total: 234,500
					100% Alberta School Foundation Fund	
3742000	5272CG 4 9	SW-18-27-21-4	3,750 Sq. Feet		Artisan Wares Former Rosebud Firehall	
	200 MAIN ST				I Individual	
	R	LAND & IMPROVEMENTS		T 103	RESIDENTIAL LAND & IMPROVEMENTS	46,360
	NR			T 105	NON-RESEIDENTIAL LAND & IMPROVEMENTS	47,430
					100% Alberta School Foundation Fund	Taxable Total: 93,790
3744000	5272CG 4 10-12	SW-18-27-21-4	18,750 Sq. Feet		ROSEBUD OPERA HOUSE Rosebud Opera House	
	202 MARTIN AVE				C Corporation	
	NR	LAND & IMPROVEMENTS		E 165	CHARITABLE & WELFARE EXEMPT	Exempt Total: 542,110
					100% Alberta School Foundation Fund	
3746000	5272CG 4 13	SW-18-27-21-4	6,250 Sq. Feet		Thorny Rose Cafe	
	222 MARTIN AVE				I Individual	
	R	LAND & IMPROVEMENTS		T 103	RESIDENTIAL LAND & IMPROVEMENTS	139,940
	NR			T 105	NON-RESEIDENTIAL LAND & IMPROVEMENTS	71,860
					100% Alberta School Foundation Fund	Taxable Total: 211,800
3747000	5272CG 4 14	SW-18-27-21-4	6,250 Sq. Feet			
	226 MARTIN AVE				I Individual	
	R	LAND & IMPROVEMENTS		T 103	RESIDENTIAL LAND & IMPROVEMENTS	Taxable Total: 164,100
					100% Alberta School Foundation Fund	
3748000	5272CG 4 15	SW-18-27-21-4	6,250 Sq. Feet		Model Train Display	
	230 MARTIN AVE				I Individual	



2019 Assessment Roll (Valuation Date 1-July, 2019) 2020 Taxation Year, Wheatland County

Assessment Year: 2019
Tax Year: 2020

Roll	Legal Address					Total	
3749000	R	LAND & IMPROVEMENTS		T	103	RESIDENTIAL LAND & IMPROVEMENTS	23,550
	NR			T	105	NON-RESEDENTIAL LAND & IMPROVEMENTS	50,550
			100%	Alberta School Foundation Fund	Taxable Total:		74,100
3751000	5272CG 4 16,17	SW-18-27-21-4	12,500 Sq. Feet				
	234 MARTIN AVE				I	Individual	
3751001	R	LAND & IMPROVEMENTS		T	103	RESIDENTIAL LAND & IMPROVEMENTS	141,500
			100%	Alberta School Foundation Fund	Taxable Total:		
3751005	1511584 4 33	SW-18-27-21-4	12,613 Sq. Feet				
	244 MARTIN AVE				Parts East & West of Road	I	Individual
3751001	R	LAND & IMPROVEMENTS		T	103	RESIDENTIAL LAND & IMPROVEMENTS	336,800
			100%	Alberta School Foundation Fund	Taxable Total:		
3751001	0412603 4 27	SW-18-27-21-4	11,848 Sq. Feet				
	348 MARTIN AVE				Akokiniskway Gallery	C	Corporation
3751005	NR	LAND & IMPROVEMENTS		E	165	CHARITABLE & WELFARE EXEMPT	143,560
			50%	The Golden Hills Reg. Div. 15	Exempt Total:		
3751005	0412603 4 28	SW-18-27-21-4	4,051 Sq. Feet				
	352 MARTIN AVE				I	Individual	
3751010	R	LAND & IMPROVEMENTS		T	103	RESIDENTIAL LAND & IMPROVEMENTS	248,600
			100%	Alberta School Foundation Fund	Taxable Total:		
3751010	0912725 4 33	SW-18-27-21-4	4,186 Sq. Feet				
	356 MARTIN AVE				I	Individual	
3751015	R	LAND & IMPROVEMENTS		T	103	RESIDENTIAL LAND & IMPROVEMENTS	238,300
			100%	Alberta School Foundation Fund	Taxable Total:		
3751015	0912725 4 34	SW-18-27-21-4	9,540 Sq. Feet				
	360 MARTIN AVE				C	Corporation	
3751025	R	LAND & IMPROVEMENTS		T	103	RESIDENTIAL LAND & IMPROVEMENTS	315,100
			100%	Alberta School Foundation Fund	Taxable Total:		
3751025	0412603 4 32MR	SW-18-27-21-4	7,057 Sq. Feet				
	206 ERICKSON ST				M	Municipal	
3752000	NR	LAND		E	155	WHEATLAND COUNTY EXEMPT	18,860
			100%	Alberta School Foundation Fund	Exempt Total:		
3752000	5272CG 4 19,20	SW-18-27-21-4	14,963 Sq. Feet				
	329 SEVERN AVE				Active Refridgeration	I	Individual
	R	LAND & IMPROVEMENTS		T	103	RESIDENTIAL LAND & IMPROVEMENTS	148,240



2019 Assessment Roll (Valuation Date 1-July, 2019) 2020 Taxation Year, Wheatland County

Assessment Year: 2019
Tax Year: 2020

Roll	Legal Address	Total
3754000	NR 5272CG 4 20,21 SW-18-27-21-4 9,375 Sq. Feet 325 SEVERN AVE	T 105 NON-RESEIDENTIAL LAND & IMPROVEMENTS 15,460 100% Alberta School Foundation Fund Taxable Total: 163,700 E 1/2 of lot 20 & all of 21 Rose Cottage B&B I Individual
3756000	R LAND & IMPROVEMENTS 322,000 NR 27,200 5272CG 4 22-24 SW-18-27-21-4 18,750 Sq. Feet 315 SEVERN AVE	T 103 RESIDENTIAL LAND & IMPROVEMENTS T 105 NON-RESEIDENTIAL LAND & IMPROVEMENTS 100% Alberta School Foundation Fund Taxable Total: 349,200 ROSEBUD OPERA HOUSE PARKINGLOT C Corporation
3759000	R LAND 34,600 5272CG 4 25 SW-18-27-21-4 6,250 Sq. Feet 311 SEVERN AVE	T 104 RESIDENTIAL VACANT LAND 100% Alberta School Foundation Fund Taxable Total: 34,600 Graphics Business I Individual
3760000	R LAND & IMPROVEMENTS 94,920 NR 6,950 5272CG 5 SW-18-27-21-4 2.02 Acres 326 SEVERN AVE	T 103 RESIDENTIAL LAND & IMPROVEMENTS T 105 NON-RESEIDENTIAL LAND & IMPROVEMENTS 100% Alberta School Foundation Fund Taxable Total: 101,870 ROSEBUD COMMUNITY HALL Rosebud Community Centre I Individual
3761000	NR LAND & IMPROVEMENTS 632,750 1639LK 5 1 SW-18-27-21-4 10,125 Sq. Feet 312 SEVERN AVE	E 156 SCHOOLS EXEMPT 100% Alberta School Foundation Fund Exempt Total: 632,750 QUEEN REGENT GUEST HOUSE Queen Regent Guest House I Individual
3762000	R LAND & IMPROVEMENTS 261,980 NR 27,120 1639LK 5 2 SW-18-27-21-4 10,125 Sq. Feet 310 SEVERN AVE	T 103 RESIDENTIAL LAND & IMPROVEMENTS T 105 NON-RESEIDENTIAL LAND & IMPROVEMENTS 100% Alberta School Foundation Fund Taxable Total: 289,100 I Individual
3763000	R LAND & IMPROVEMENTS 360,400 3767CN 6 1-3 SW-18-27-21-4 11,700 Sq. Feet 215 MAIN ST	T 103 RESIDENTIAL LAND & IMPROVEMENTS 100% Alberta School Foundation Fund Taxable Total: 360,400 Rosebud Country Inn & Tea Room Parking C Corporation
3765000	NR LAND & IMPROVEMENTS 33,030 3767CN 6 4-9 SW-18-27-21-4 23,400 Sq. Feet 209 MAIN ST	T 105 NON-RESEIDENTIAL LAND & IMPROVEMENTS 100% The Golden Hills Reg. Div. 15 Taxable Total: 33,030 I Individual



2019 Assessment Roll (Valuation Date 1-July, 2019) 2020 Taxation Year, Wheatland County

Assessment Year: 2019
Tax Year: 2020

Roll	Legal Address					Total
	R	LAND & IMPROVEMENTS	T	103	RESIDENTIAL LAND & IMPROVEMENTS 100% Alberta School Foundation Fund	Taxable Total: 284,500
3768000	3767CN 6 10-13	SW-18-27-21-4 25,000 Sq. Feet 110 MARTIN AVE				I Individual
	R	LAND & IMPROVEMENTS	T	103	RESIDENTIAL LAND & IMPROVEMENTS 100% Christ The Redeemer Reg. 3	Taxable Total: 180,000
3771000	0112812 8 1MR	SW-18-27-21-4 4.36 Acres 102 MARTIN AVE				Municipal Reserve Rosebud Park M Municipal
	NR	LAND	E	157	PUBLIC PARKS EXEMPT 100% Alberta School Foundation Fund	Exempt Total: 48,940
3776000	3767CN 6 19-22	SW-18-27-21-4 25,000 Sq. Feet 111 SEVERN AVE				ROSEBUD COUNTRY INN Rosebud Country Inn & Tea Room C Corporation
	R	LAND & IMPROVEMENTS	T	103	RESIDENTIAL LAND & IMPROVEMENTS	119,970
	NR		T	105	NON-RESEIDENTIAL LAND & IMPROVEMENTS 100% The Golden Hills Reg. Div. 15	804,360
3779000	1711545 OT	SW-18-27-21-4 0.15 Acres				Taxable Total: 924,330 ATCO - Leased from Wheatland County I Individual
	NR	LAND	T	105	NON-RESEIDENTIAL LAND & IMPROVEMENTS	1,080
	NR		E	155	WHEATLAND COUNTY EXEMPT 100% Alberta School Foundation Fund	16,860
3779002	9310903 7 28	SW-18-27-21-4 4,848 Sq. Feet 312 GLYDE ST				Totals: 17,940 I Individual
	R	LAND & IMPROVEMENTS	T	103	RESIDENTIAL LAND & IMPROVEMENTS 100% Alberta School Foundation Fund	Taxable Total: 276,400
3779003	9310903 7 29	SW-18-27-21-4 6,300 Sq. Feet 308 GLYDE ST				I Individual
	R	LAND & IMPROVEMENTS	T	103	RESIDENTIAL LAND & IMPROVEMENTS 100% Alberta School Foundation Fund	Taxable Total: 198,400
3779004	9310903 7 30	SW-18-27-21-4 6,000 Sq. Feet 304 GLYDE ST				C Corporation
	R	LAND & IMPROVEMENTS	T	103	RESIDENTIAL LAND & IMPROVEMENTS 100% Alberta School Foundation Fund	Taxable Total: 115,900
3779005	9310903 7 31	SW-18-27-21-4 6,000 Sq. Feet 200 SEVERN AVE				I Individual
	R	LAND & IMPROVEMENTS	T	103	RESIDENTIAL LAND & IMPROVEMENTS	Taxable Total: 292,900



2019 Assessment Roll (Valuation Date 1-July, 2019) 2020 Taxation Year, Wheatland County

Assessment Year: 2019
Tax Year: 2020

Roll	Legal Address					Total
	100% Alberta School Foundation Fund					
3787000	3767CN 7 10,11 110 SEVERN AVE	SW-18-27-21-4	10,000 Sq. Feet		WEST 30 FEET OF LOT 11 I Individual	
	R	LAND & IMPROVEMENTS	T	103 RESIDENTIAL LAND & IMPROVEMENTS 100% Alberta School Foundation Fund	Taxable Total:	80,300
3789000	3767CN 7 11-13 108 SEVERN AVE	SW-18-27-21-4	15,000 Sq. Feet		EAST 20' LOT 11 I Individual	
	R	LAND & IMPROVEMENTS	T	103 RESIDENTIAL LAND & IMPROVEMENTS 100% Alberta School Foundation Fund	Taxable Total:	299,400
	100% Alberta School Foundation Fund					
3800000	3767CN 7 23-26 313 GLYDE ST	SW-18-27-21-4	25,000 Sq. Feet		I Individual	
	R	LAND & IMPROVEMENTS	T	103 RESIDENTIAL LAND & IMPROVEMENTS 100% Alberta School Foundation Fund	Taxable Total:	377,500
3805000	1611210 11 1 101 MORTON AVE	NW-7-27-21-4	0.86 Acres		MANSE I Individual	
	R	LAND & IMPROVEMENTS	T	103 RESIDENTIAL LAND & IMPROVEMENTS 100% Alberta School Foundation Fund	Taxable Total:	222,800
3805010	1611210 11 2 105 MORTON AVE	NW-7-27-21-4	0.92 Acres		I Individual	
	R	LAND & IMPROVEMENTS	T	103 RESIDENTIAL LAND & IMPROVEMENTS 100% Alberta School Foundation Fund	Taxable Total:	406,600
3806000	1611438 4 1 106 MORTON AVE	NW-7-27-21-4	1.35 Acres		Rosebud Grader Shop M Municipal	
	NR	LAND & IMPROVEMENTS	E	155 WHEATLAND COUNTY EXEMPT 100% Alberta School Foundation Fund	Exempt Total:	314,100
3809000	0813194 9 1 300 SEVERN AVE	SW-18-27-21-4	1.08 Acres		NW CORNER LSD 3 I Individual	
	NR	LAND & IMPROVEMENTS	E	162 OTHER MUNICIPAL EXEMPT 100% Alberta School Foundation Fund	Exempt Total:	523,770
3811000	6709GL E 210 ERICKSON ST	SW-18-27-21-4	3.97 Acres		Rosebud Ball Diamond M Municipal	
	NR	LAND	E	157 PUBLIC PARKS EXEMPT 100% Alberta School Foundation Fund	Exempt Total:	76,310
3829000	NE-4-28-21-4	160.00 Acres			C Corporation	



2019 Assessment Roll (Valuation Date 1-July, 2019) 2020 Taxation Year, Wheatland County

Assessment Year: 2019
Tax Year: 2020

Roll	Legal Address					Total
	F	LAND	T	1	FARMLAND	Taxable Total: 39,510
					100% Alberta School Foundation Fund	
3830000	NW-4-28-21-4	160.00 Acres				C Corporation
	F	LAND	T	1	FARMLAND	Taxable Total: 34,220
					100% Alberta School Foundation Fund	
3831000	SE-4-28-21-4	155.97 Acres				C Corporation
	F	LAND	T	1	FARMLAND	Taxable Total: 37,220
					100% Alberta School Foundation Fund	
3832000	SW-4-28-21-4	155.97 Acres				C Corporation
	F	LAND	T	1	FARMLAND	Taxable Total: 33,170
					100% Alberta School Foundation Fund	
3833000	NE-5-28-21-4	160.00 Acres				C Corporation
	F	LAND	T	1	FARMLAND	Taxable Total: 34,560
					100% Alberta School Foundation Fund	
3834000	NW-5-28-21-4	159.78 Acres				C Corporation
	F	LAND	T	1	FARMLAND	Taxable Total: 33,630
					100% Alberta School Foundation Fund	
3835000	9311763 1 SE-5-28-21-4	164.47 Acres				C Corporation
	F	LAND	T	1	FARMLAND	Taxable Total: 33,000
					100% Alberta School Foundation Fund	
3836000	SW-5-28-21-4	156.57 Acres				C Corporation
	F	LAND	T	1	FARMLAND	Taxable Total: 35,390
					100% Alberta School Foundation Fund	
3837000	NE-6-28-21-4	160.00 Acres				C Corporation
	F	LAND	T	1	FARMLAND	Taxable Total: 27,410
					100% Alberta School Foundation Fund	



2019 Assessment Roll (Valuation Date 1-July, 2019) 2020 Taxation Year, Wheatland County

Assessment Year: 2019
Tax Year: 2020

Roll	Legal Address					Total
3838000	NW-6-28-21-4	158.54 Acres	Hillview Colony & Abattoir C Corporation			
	F LAND & IMPROVEMENTS		T 1	FARMLAND		28,170
	R		T 103	RESIDENTIAL LAND & IMPROVEMENTS		2,846,630
	NR		T 105	NON-RESEDENTIAL LAND & IMPROVEMENTS		2,189,420
			Taxable Total:			5,064,220
	R		E 901	RURAL RESIDENCE EXEMPTION (RAP)		822,270
	R		E 903	FARM BUILDING EXEMPT		4,411,890
			100% Alberta School Foundation Fund			5,234,160
			Exempt Total:			10,298,380
			Totals:			
3838010	9012169 1 NW-6-28-21-4	1.46 Acres	S.W.CORNER LSD 12 Hillview Colony Cemetery C Corporation			
	NR LAND		E 159	CEMETARY EXEMPT		46,140
			100% Alberta School Foundation Fund			
3839000	SE-6-28-21-4	160.00 Acres	C Corporation			
	F LAND		T 1	FARMLAND		31,610
			100% Alberta School Foundation Fund			
3840000	SW-6-28-21-4	159.12 Acres	C Corporation			
	F LAND		T 1	FARMLAND		18,190
			100% Alberta School Foundation Fund			
3840010	2224EZ RW 28 SW-6-28-21-4	0.50 Acres	R-O-W ON WEST SIDE OF QRT. C Corporation			
	NR LAND		T 105	NON-RESEDENTIAL LAND & IMPROVEMENTS		12,750
			100% Alberta School Foundation Fund			
3841000	NE-7-28-21-4	156.39 Acres	C Corporation			
	F LAND		T 1	FARMLAND		29,390
			100% Alberta School Foundation Fund			
3842000	NW-7-28-21-4	156.55 Acres	C Corporation			
	F LAND		T 1	FARMLAND		31,020
			100% Alberta School Foundation Fund			
3843000	SE-7-28-21-4	160.00 Acres	C Corporation			



2019 Assessment Roll (Valuation Date 1-July, 2019) 2020 Taxation Year, Wheatland County

Assessment Year: 2019
Tax Year: 2020

Roll	Legal Address					Total
	F	LAND	T	1	FARMLAND	Taxable Total: 31,110
					100% Alberta School Foundation Fund	
3844000	SW-7-28-21-4	160.00 Acres				C Corporation
	F	LAND	T	1	FARMLAND	Taxable Total: 34,270
					100% Alberta School Foundation Fund	
3845000	NE-8-28-21-4	155.48 Acres				I Individual
	F	LAND	T	1	FARMLAND	Taxable Total: 28,790
					100% Alberta School Foundation Fund	
3846000	NW-8-28-21-4	156.58 Acres				I Individual
		214057 HWY 9				
	F	LAND & IMPROVEMENTS	T	1	FARMLAND	35,080
	R		T	103	RESIDENTIAL LAND & IMPROVEMENTS	250,110
						Taxable Total: 285,190
	R		E	901	RURAL RESIDENCE EXEMPTION (RAP)	61,540
	R		E	903	FARM BUILDING EXEMPT	15,250
					100% Alberta School Foundation Fund	76,790
						Exempt Total: 76,790
						Totals: 361,980
3847000	SE-8-28-21-4	160.00 Acres				I Individual
	F	LAND	T	1	FARMLAND	Taxable Total: 31,180
					100% Alberta School Foundation Fund	
3848000	SW-8-28-21-4	158.94 Acres				I Individual
	F	LAND	T	1	FARMLAND	Taxable Total: 28,510
					100% Alberta School Foundation Fund	
3849000	NE-9-28-21-4	158.94 Acres				C Corporation
	F	LAND	T	1	FARMLAND	Taxable Total: 36,590
					100% Alberta School Foundation Fund	
3850000	NW-9-28-21-4	158.20 Acres				C Corporation
	F	LAND	T	1	FARMLAND	Taxable Total: 34,240
					100% Alberta School Foundation Fund	



2019 Assessment Roll (Valuation Date 1-July, 2019) 2020 Taxation Year, Wheatland County

Assessment Year: 2019
Tax Year: 2020

Roll	Legal Address	Total
3851000	SE-9-28-21-4 160.00 Acres	
	C Corporation	
	F LAND T 1 FARMLAND	Taxable Total: 41,240
	100% Alberta School Foundation Fund	
3852000	SW-9-28-21-4 80.00 Acres	
	NORTH HALF LSD 5 & 6	
	C Corporation	
	F LAND T 1 FARMLAND	Taxable Total: 14,010
	100% Alberta School Foundation Fund	
3853000	SW-9-28-21-4 80.00 Acres	
	SOUTH HALF LSD 3 & 4	
	C Corporation	
	F LAND T 1 FARMLAND	Taxable Total: 10,420
	100% Alberta School Foundation Fund	
3854000	NE-7-22-22-4 86.14 Acres	
	225039 TWP RD 222	
	NORTH OF RAILWAY	
	I Individual	
	F LAND & IMPROVEMENTS T 1 FARMLAND	13,550
	R T 103 RESIDENTIAL LAND & IMPROVEMENTS	257,080
		Taxable Total: 270,630
	R E 901 RURAL RESIDENCE EXEMPTION (RAP)	61,540
	R E 903 FARM BUILDING EXEMPT	2,530
	100% Alberta School Foundation Fund	Exempt Total: 64,070
		Totals: 334,700
3855000	NW-7-22-22-4 29.07 Acres	
	NORTHEAST OF RAILWAY	
	I Individual	
	F LAND T 1 FARMLAND	Taxable Total: 3,180
	100% Alberta School Foundation Fund	
3856000	0915758 1 1 NE-8-22-22-4 37.35 Acres	
	SE OF HWY 901	
	I Individual	
	F LAND T 1 FARMLAND	Taxable Total: 5,960
	100% Alberta School Foundation Fund	
3857000	N -8-22-22-4 248.85 Acres	
	224056 HWY 901	
	NE,NW,SW-WEST OF HWY 901 Paterson Long Plain Grain Terminal	
	I Individual	
	F LAND & IMPROVEMENTS T 1 FARMLAND	34,310
	ME T 7 MACHINERY & EQUIPMENT	2,795,270
	NR T 105 NON-RESEIDENTIAL LAND & IMPROVEMENTS	19,671,850
	100% Alberta School Foundation Fund	Taxable Total: 22,501,430



2019 Assessment Roll (Valuation Date 1-July, 2019) 2020 Taxation Year, Wheatland County

Assessment Year: 2019
Tax Year: 2020

Roll	Legal Address					Total
3859000	SE-8-22-22-4	38.24 Acres	North of Railway Gleichen Sewage Lagoon M Municipal			
	NR	LAND & IMPROVEMENTS	E	155	WHEATLAND COUNTY EXEMPT 100% Alberta School Foundation Fund	Exempt Total: 425,350
3859010	SE-8-22-22-4	1.42 Acres	NW of Rd. Plan 9610287 P Provincial			
	NR	LAND	E	154	OTHER PROV. IMP EXEMPT 100% Alberta School Foundation Fund	Exempt Total: 50,360
3861000	NE-9-22-22-4	159.16 Acres	I Individual			
	F	LAND	T	1	FARMLAND 100% Alberta School Foundation Fund	Taxable Total: 29,620
3862000	NW-9-22-22-4	77.03 Acres	NORTH & EAST PART OF QUARTER I Individual			
	F	LAND	T	1	FARMLAND 100% Alberta School Foundation Fund	Taxable Total: 16,850
3862010	0813350 1 1 NW-9-22-22-4	128.74 Acres	S PART NW QRT & N PART SW QRT Gleichen Effluent Pivot M Municipal			
	F	LAND	T	1	FARMLAND 100% Alberta School Foundation Fund	Taxable Total: 30,420
3863000	SE-9-22-22-4	51.89 Acres	NORTH OF RAILWAY I Individual			
	F	LAND	T	1	FARMLAND 100% Alberta School Foundation Fund	Taxable Total: 8,860
3864000	SW-9-22-22-4	4.69 Acres	NE CORNER I Individual			
	F	LAND	T	1	FARMLAND 100% Alberta School Foundation Fund	Taxable Total: 740
3865000	NE-10-22-22-4	160.00 Acres	I Individual			
	F	LAND	T	1	FARMLAND 100% Alberta School Foundation Fund	Taxable Total: 38,680
3866000	NW-10-22-22-4 223003 HWY 1	158.38 Acres	I Individual			
	F	LAND & IMPROVEMENTS	T	1	FARMLAND	Taxable Total: 34,790



2019 Assessment Roll (Valuation Date 1-July, 2019) 2020 Taxation Year, Wheatland County

Assessment Year: 2019
Tax Year: 2020

Roll	Legal Address					Total
	R		T	103	RESIDENTIAL LAND & IMPROVEMENTS	292,630
					Taxable Total:	327,420
	R		E	901	RURAL RESIDENCE EXEMPTION (RAP)	30,770
				100%	Alberta School Foundation Fund	Totals: 358,190
3867000	SE-10-22-22-4	51.91 Acres			NORTH OF RAILWAY I Individual	
	F	LAND	T	1	FARMLAND	Taxable Total: 11,100
				100%	Alberta School Foundation Fund	
3868000	SW-10-22-22-4	51.90 Acres			NORTH OF RAILWAY I Individual	
	F	LAND	T	1	FARMLAND	Taxable Total: 6,620
				100%	Alberta School Foundation Fund	
3869000	NE-11-22-22-4	160.00 Acres			I Individual	
	F	LAND	T	1	FARMLAND	Taxable Total: 32,880
				100%	Alberta School Foundation Fund	
3870000	W -11-22-22-4	203.13 Acres			NORTH OF RAILWAY I Individual	
	F	LAND	T	1	FARMLAND	Taxable Total: 48,950
				100%	Alberta School Foundation Fund	
3870010	1311390 1 1 NW-11-22-22-4	5.00 Acres			NW Corner LSD 14 I Individual	
		221079 RGE RD 222				
	F	LAND & IMPROVEMENTS	T	1	FARMLAND	500
	R		T	103	RESIDENTIAL LAND & IMPROVEMENTS	337,360
					Taxable Total:	337,860
	R		E	901	RURAL RESIDENCE EXEMPTION (RAP)	500
	R		E	903	FARM BUILDING EXEMPT	11,770
				100%	Alberta School Foundation Fund	Exempt Total: 12,270
					Totals:	350,130
3871000	SE-11-22-22-4	64.89 Acres			NORTH OF RAILWAY I Individual	
	F	LAND	T	1	FARMLAND	Taxable Total: 14,590
				100%	Alberta School Foundation Fund	
3872010	SW-11-22-22-4	0.50 Acres			CENTRAL WEST PTN Rogers Wireless Tower I Individual	
	NR	LAND & IMPROVEMENTS	T	105	NON-RESEIDENTIAL LAND & IMPROVEMENTS	Taxable Total: 143,680



2019 Assessment Roll (Valuation Date 1-July, 2019) 2020 Taxation Year, Wheatland County

Assessment Year: 2019
Tax Year: 2020

Roll	Legal Address					Total
	100% Alberta School Foundation Fund					
3873000	NE-12-22-22-4	136.80 Acres				
				I Individual		
	F LAND		T 1 FARMLAND	Taxable Total:		31,580
	100% Alberta School Foundation Fund					
3873010	9410571 1 N -12-22-22-4	7.49 Acres			N.E. CORNER LSD 14 AND	
	220039 HWY 1			I Individual		
	F LAND & IMPROVEMENTS		T 1 FARMLAND			740
	R		T 103 RESIDENTIAL LAND & IMPROVEMENTS			281,560
				Taxable Total:		282,300
	R		E 901 RURAL RESIDENCE EXEMPTION (RAP)			740
	R		E 903 FARM BUILDING EXEMPT			57,810
			100% Alberta School Foundation Fund	Exempt Total:		58,550
				Totals:		340,850
3873020	0512821 2 1 NE-12-22-22-4	17.07 Acres			N.E. CORNER LSD 16	
	221078 RGE RD 220			I Individual		
	F LAND & IMPROVEMENTS		T 1 FARMLAND			2,280
	R		T 103 RESIDENTIAL LAND & IMPROVEMENTS			777,120
				Taxable Total:		779,400
	R		E 901 RURAL RESIDENCE EXEMPTION (RAP)			2,280
			100% Alberta School Foundation Fund	Totals:		781,680
3874000	NW-12-22-22-4	158.52 Acres				
				I Individual		
	F LAND		T 1 FARMLAND	Taxable Total:		37,760
	100% Alberta School Foundation Fund					
3875000	SE-12-22-22-4	125.67 Acres			NORTH OF RAILWAY	
				I Individual		
	F LAND		T 1 FARMLAND	Taxable Total:		12,990
	100% Alberta School Foundation Fund					
3876000	SW-12-22-22-4	97.70 Acres			NORTH OF RAILWAY	
				I Individual		
	F LAND		T 1 FARMLAND	Taxable Total:		21,800
	100% Alberta School Foundation Fund					
3877000	NE-13-22-22-4	154.29 Acres				
				I Individual		
	F LAND		T 1 FARMLAND	Taxable Total:		31,370



2019 Assessment Roll (Valuation Date 1-July, 2019) 2020 Taxation Year, Wheatland County

Assessment Year: 2019
Tax Year: 2020

Roll	Legal Address					Total
	100% Alberta School Foundation Fund					
3877010	IRR151	NE-13-22-22-4	3.10 Acres		Canal Right of Way C Corporation	
	NR	LAND		E 167	WESTERN IRRIGATION DIST EXEMPT 100% Alberta School Foundation Fund	Exempt Total: 3,310
3878000	NW-13-22-22-4	222039 RGE RD 221	160.00 Acres		The Country Farmhouse & Corn Maze I Individual	
	F	LAND & IMPROVEMENTS		T 1	FARMLAND	37,750
	NR			T 105	NON-RESEIDENTIAL LAND & IMPROVEMENTS 100% Alberta School Foundation Fund	375,430
					Taxable Total:	413,180
3879000	SE-13-22-22-4		146.42 Acres		NORTH OF HIGHWAY I Individual	
	F	LAND		T 1	FARMLAND 100% Alberta School Foundation Fund	Taxable Total: 36,500
3880000	SW-13-22-22-4		146.68 Acres		NORTH OF HIGHWAY I Individual	
	F	LAND		T 1	FARMLAND	Taxable Total: 36,910
					100% Alberta School Foundation Fund	
3881000	NE-14-22-22-4		137.20 Acres		C Corporation	
	F	LAND		T 1	FARMLAND 100% Alberta School Foundation Fund	Taxable Total: 29,010
3881010	0311951 1 1	NE-14-22-22-4	22.78 Acres		NE CORNER I Individual	
	F	LAND & IMPROVEMENTS		T 1	FARMLAND	1,640
	R			T 103	RESIDENTIAL LAND & IMPROVEMENTS	130,300
					Taxable Total:	131,940
	R			E 903	FARM BUILDING EXEMPT 100% Alberta School Foundation Fund	6,490
					Totals:	138,430
3882000	NW-14-22-22-4		142.00 Acres		I Individual	
	F	LAND		T 1	FARMLAND 100% Alberta School Foundation Fund	Taxable Total: 30,550
3882010	0312714 2 1	NW-14-22-22-4	18.00 Acres		NW CORNER I Individual	
	F	LAND & IMPROVEMENTS		T 1	FARMLAND	1,240



2019 Assessment Roll (Valuation Date 1-July, 2019) 2020 Taxation Year, Wheatland County

Assessment Year: 2019
Tax Year: 2020

Roll	Legal Address					Total
	R		T 103	RESIDENTIAL LAND & IMPROVEMENTS		229,710
					Taxable Total:	230,950
	R		E 901	RURAL RESIDENCE EXEMPTION (RAP)		1,240
	R		E 903	FARM BUILDING EXEMPT		40,010
			100%	Alberta School Foundation Fund	Exempt Total:	41,250
					Totals:	272,200
3883000	SE-14-22-22-4	143.40 Acres			NORTH OF HIGHWAY	
					I Individual	
	F LAND		T 1	FARMLAND	Taxable Total:	34,290
			100%	The Golden Hills Reg. Div. 15		
3883010	IRR89 SE-14-22-22-4	2.80 Acres			I Individual	
	NR LAND		E 167	WESTERN IRRIGATION DIST EXEMPT	Exempt Total:	2,990
			100%	Alberta School Foundation Fund		
3884000	SW-14-22-22-4	143.10 Acres			NORTH OF HIGHWAY	
					I Individual	
	F LAND		T 1	FARMLAND	Taxable Total:	35,410
			100%	Alberta School Foundation Fund		
3885000	NE-15-22-22-4	152.29 Acres			I Individual	
	F LAND		T 1	FARMLAND	Taxable Total:	36,010
			100%	Alberta School Foundation Fund		
3885500	NE-15-22-22-4	7.59 Acres			Within Canal ROW 1712200	
					I Individual	
	NR LAND		E 167	WESTERN IRRIGATION DIST EXEMPT	Exempt Total:	8,100
			100%	Alberta School Foundation Fund		
3886000	NW-15-22-22-4	149.91 Acres			I Individual	
	F LAND		T 1	FARMLAND	Taxable Total:	35,390
			100%	Alberta School Foundation Fund		
3887000	SE-15-22-22-4	146.21 Acres			NORTH OF HIGHWAY	
					I Individual	
	F LAND		T 1	FARMLAND	Taxable Total:	36,600
			100%	Alberta School Foundation Fund		
3888000	SW-15-22-22-4	144.53 Acres			NORTH OF HIGHWAY	
	223004 HWY 1				I Individual	



2019 Assessment Roll (Valuation Date 1-July, 2019) 2020 Taxation Year, Wheatland County

Assessment Year: 2019
Tax Year: 2020

Roll	Legal Address					Total
	F	LAND & IMPROVEMENTS	T	1	FARMLAND	34,750
	R		T	103	RESIDENTIAL LAND & IMPROVEMENTS	184,530
					Taxable Total:	219,280
	R		E	901	RURAL RESIDENCE EXEMPTION (RAP)	30,770
	R		E	903	FARM BUILDING EXEMPT	82,520
				100%	Alberta School Foundation Fund	113,290
					Exempt Total:	113,290
					Totals:	332,570
3889000	NE-16-22-22-4	160.00 Acres			I Individual	
	F	LAND	T	1	FARMLAND	
				100%	Alberta School Foundation Fund	
					Taxable Total:	38,880
3890000	NW-16-22-22-4	157.40 Acres			C Corporation	
	F	LAND	T	1	FARMLAND	
				100%	Alberta School Foundation Fund	
					Taxable Total:	38,600
3891000	SE-16-22-22-4	146.15 Acres			NORTH OF HIGHWAY	
					I Individual	
	F	LAND	T	1	FARMLAND	
				100%	Alberta School Foundation Fund	
					Taxable Total:	34,760
3892000	SW-16-22-22-4	140.86 Acres			NORTH OF HIGHWAY	
					C Corporation	
	F	LAND	T	1	FARMLAND	
				100%	Alberta School Foundation Fund	
					Taxable Total:	32,600
3893000	NE-17-22-22-4	160.00 Acres			I Individual	
	F	LAND	T	1	FARMLAND	
				100%	Alberta School Foundation Fund	
					Taxable Total:	30,590
3894000	NW-17-22-22-4	160.00 Acres			I Individual	
		222039A RGE RD 225				
	F	LAND & IMPROVEMENTS	T	1	FARMLAND	27,230
	R		T	103	RESIDENTIAL LAND & IMPROVEMENTS	361,070
					Taxable Total:	388,300
	R		E	901	RURAL RESIDENCE EXEMPTION (RAP)	27,230
	R		E	903	FARM BUILDING EXEMPT	16,400
				100%	Alberta School Foundation Fund	43,630
					Exempt Total:	43,630
					Totals:	431,930



2019 Assessment Roll (Valuation Date 1-July, 2019) 2020 Taxation Year, Wheatland County

Assessment Year: 2019
Tax Year: 2020

Roll	Legal Address				Total
3895000	SE-17-22-22-4	147.68 Acres	NORTH OF HIGHWAY I Individual		
	F LAND		T 1 FARMLAND	Taxable Total:	28,340
			100% Alberta School Foundation Fund		
3896000	SW-17-22-22-4	131.39 Acres	NORTH & SOUTH OF HIGHWAY I Individual		
	F LAND & IMPROVEMENTS		T 1 FARMLAND		15,770
	R		T 103 RESIDENTIAL LAND & IMPROVEMENTS		242,590
				Taxable Total:	258,360
	R		E 901 RURAL RESIDENCE EXEMPTION (RAP)		61,540
	R		E 903 FARM BUILDING EXEMPT		6,850
			100% Alberta School Foundation Fund	Exempt Total:	68,390
				Totals:	326,750
3897000	NE-18-22-22-4	137.14 Acres	I Individual		
	F LAND & IMPROVEMENTS		T 1 FARMLAND		18,530
	R		T 103 RESIDENTIAL LAND & IMPROVEMENTS		155,170
				Taxable Total:	173,700
	R		E 901 RURAL RESIDENCE EXEMPTION (RAP)		18,530
			100% Alberta School Foundation Fund	Totals:	192,230
3898000	NW-18-22-22-4	137.51 Acres	I Individual		
	F LAND & IMPROVEMENTS		T 1 FARMLAND		20,130
	R		T 103 RESIDENTIAL LAND & IMPROVEMENTS		200,160
				Taxable Total:	220,290
	R		E 901 RURAL RESIDENCE EXEMPTION (RAP)		61,540
			100% Alberta School Foundation Fund	Totals:	281,830
3898500	1413388 1 1 NW-18-22-22-4	0.64 Acres	NW Corner LSD 12 EvenTide Cemetery#2 M Municipal		
	NR LAND		E 164 RELIGIOUS EXEMPT	Exempt Total:	18,570
			100% Alberta School Foundation Fund		
3899000	2161EX NW-18-22-22-4	6.82 Acres	SOUTHEAST CORNER Wilson Towing Vehicle Impound Storage I Individual		
	F LAND & IMPROVEMENTS		T 1 FARMLAND		320
	R		T 103 RESIDENTIAL LAND & IMPROVEMENTS		69,680
	NR		T 105 NON-RESEIDENTIAL LAND & IMPROVEMENTS		34,320
				Taxable Total:	104,320



2019 Assessment Roll (Valuation Date 1-July, 2019) 2020 Taxation Year, Wheatland County

Assessment Year: 2019
Tax Year: 2020

Roll	Legal Address					Total
	R		E 901	RURAL RESIDENCE EXEMPTION (RAP)		27,900
			100%	Alberta School Foundation Fund	Totals:	132,220
3900000	NW-18-22-22-4	2.74 Acres			SOUTHEAST CORNER I Individual	
	F LAND		T 1	FARMLAND	Taxable Total:	230
			100%	Alberta School Foundation Fund		
3901000	NW-18-22-22-4	2.61 Acres			I Individual	
	F LAND		T 1	FARMLAND	Taxable Total:	220
			100%	Alberta School Foundation Fund		
3902000	NW-18-22-22-4	2.00 Acres			SOUTHEAST CORNER I Individual	
	F LAND		T 1	FARMLAND	Taxable Total:	120
			100%	Alberta School Foundation Fund		
3903000	5502JK B NW-18-22-22-4	1.16 Acres			Parcel B, SW CORNER(CEMENTARY) Gleichen SalvationArmy Eventide Cemetery M Municipal	
	NR LAND		E 159	CEMETARY EXEMPT	Exempt Total:	53,580
			100%	Alberta School Foundation Fund		
3904000	NW-18-22-22-4	1.00 Acres			SOUTHWEST CORNER Gleichen Roman Catholic Cemetery I Individual	
	NR LAND		E 164	RELIGIOUS EXEMPT	Exempt Total:	51,800
			100%	Alberta School Foundation Fund		
3905000	6753AD 6,7-12 SE-18-22-22-4	59.95 Acres			N PART Blk 6 & NW PT OF BLK 12 I Individual	
	F LAND & IMPROVEMENTS		T 1	FARMLAND		9,820
	R		T 103	RESIDENTIAL LAND & IMPROVEMENTS		201,480
					Taxable Total:	211,300
	R		E 901	RURAL RESIDENCE EXEMPTION (RAP)		9,820
	R		E 903	FARM BUILDING EXEMPT		34,650
			100%	Alberta School Foundation Fund	Exempt Total:	44,470
					Totals:	255,770
3906000	6753AD 2,3 SE-18-22-22-4	20.00 Acres			I Individual	
	F LAND		T 1	FARMLAND	Taxable Total:	2,370
			100%	Alberta School Foundation Fund		



2019 Assessment Roll (Valuation Date 1-July, 2019) 2020 Taxation Year, Wheatland County

Assessment Year: 2019
Tax Year: 2020

Roll	Legal Address	Total
3907000	6753AD 5,6 SE-18-22-22-4 8.18 Acres 222022 RGE RD 225	EXCEPTING THE NORTH 274.5 FEET I Individual
	F LAND & IMPROVEMENTS T 1 FARMLAND 760	
	R T 103 RESIDENTIAL LAND & IMPROVEMENTS 269,140	
		Taxable Total: 269,900
	R E 901 RURAL RESIDENCE EXEMPTION (RAP) 760	
	100% Alberta School Foundation Fund	Totals: 270,660
3908000	SW-18-22-22-4 35.55 Acres	SOUTHEAST CORNER I Individual
	F LAND T 1 FARMLAND Taxable Total: 5,970	
	100% Alberta School Foundation Fund	
3908010	IRR83 RW 22 SE-18-22-22-4 2.07 Acres	Narrow Strip on East Side C Corporation
	NR LAND E 167 WESTERN IRRIGATION DIST EXEMPT Exempt Total: 2,210	
	100% Alberta School Foundation Fund	
3909000	NE-19-22-22-4 160.00 Acres	I Individual
	F LAND T 1 FARMLAND Taxable Total: 31,630	
	100% Alberta School Foundation Fund	
3910000	NW-19-22-22-4 133.09 Acres	I Individual
	F LAND T 1 FARMLAND Taxable Total: 25,810	
	100% Alberta School Foundation Fund	
3910010	9411725 1 2 W -19-22-22-4 93.23 Acres 223005 HWY 547	SOUTHWEST OF HIGHWAY I Individual
	F LAND & IMPROVEMENTS T 1 FARMLAND 8,890	
	R T 103 RESIDENTIAL LAND & IMPROVEMENTS 304,910	
		Taxable Total: 313,800
	R E 901 RURAL RESIDENCE EXEMPTION (RAP) 8,890	
	100% Alberta School Foundation Fund	Totals: 322,690
3911000	6885GP A NW-19-22-22-4 0.33 Acres	SOUTH OF HIGHWAY, NW CORNER P Provincial
	NR LAND E 150 CROWN LAND & IMPR. EXEMPT Exempt Total: 24,530	
	100% Alberta School Foundation Fund	
3912000	SE-19-22-22-4 155.84 Acres	I Individual



2019 Assessment Roll (Valuation Date 1-July, 2019) 2020 Taxation Year, Wheatland County

Assessment Year: 2019
Tax Year: 2020

Roll	Legal Address					Total
	F	LAND	T	1	FARMLAND	Taxable Total: 31,510
					100% Alberta School Foundation Fund	
3913000	SW-19-22-22-4	30.85 Acres				NORTHEAST CORNER I Individual
	F	LAND	T	1	FARMLAND	Taxable Total: 5,350
					100% Alberta School Foundation Fund	
3913010	9411725 1 1 SW-19-22-22-4	28.94 Acres				WEST OF HIGHWAY, SOUTH PORTION I Individual
		223001 HWY 547				
	F	LAND & IMPROVEMENTS	T	1	FARMLAND	2,080
	R		T	103	RESIDENTIAL LAND & IMPROVEMENTS	310,110
						Taxable Total: 312,190
	R		E	901	RURAL RESIDENCE EXEMPTION (RAP)	2,080
	R		E	903	FARM BUILDING EXEMPT	76,270
					100% Alberta School Foundation Fund	Exempt Total: 78,350
						Totals: 390,540
3914000	NE-20-22-22-4	160.00 Acres				C Corporation
	F	LAND	T	1	FARMLAND	Taxable Total: 39,350
					100% Alberta School Foundation Fund	
3915000	NW-20-22-22-4	160.00 Acres				C Corporation
	F	LAND	T	1	FARMLAND	Taxable Total: 29,770
					100% Alberta School Foundation Fund	
3916000	SE-20-22-22-4	160.00 Acres				C Corporation
	F	LAND	T	1	FARMLAND	Taxable Total: 33,660
					100% Alberta School Foundation Fund	
3917000	SW-20-22-22-4	160.00 Acres				C Corporation
	F	LAND	T	1	FARMLAND	Taxable Total: 37,410
					100% Alberta School Foundation Fund	
3918000	NE-21-22-22-4	160.00 Acres				I Individual
	F	LAND	T	1	FARMLAND	Taxable Total: 26,740
					100% Alberta School Foundation Fund	



2019 Assessment Roll (Valuation Date 1-July, 2019) 2020 Taxation Year, Wheatland County

Assessment Year: 2019
Tax Year: 2020

Roll	Legal Address				Total
3919000	NW-21-22-22-4	159.22 Acres		I Individual	
	F LAND		T 1 FARMLAND	Taxable Total:	14,580
			100% Alberta School Foundation Fund		
3920000	SE-21-22-22-4	160.00 Acres		C Corporation	
	F LAND		T 1 FARMLAND	Taxable Total:	36,700
			100% Alberta School Foundation Fund		
3921000	SW-21-22-22-4	157.82 Acres		C Corporation	
	F LAND		T 1 FARMLAND	Taxable Total:	25,760
			100% Alberta School Foundation Fund		
3922000	NE-22-22-22-4	160.00 Acres		I Individual	
	F LAND		T 1 FARMLAND	Taxable Total:	38,000
			100% Alberta School Foundation Fund		
3923000	NW-22-22-22-4	156.12 Acres		I Individual	
	F LAND & IMPROVEMENTS		T 1 FARMLAND		32,870
	R		E 903 FARM BUILDING EXEMPT		19,710
			100% Alberta School Foundation Fund	Totals:	52,580
3923010	9812670 1 NW-22-22-22-4 3.88 Acres			NORTHWEST CORNER	
	222071 TWP RD 224			I Individual	
	R LAND & IMPROVEMENTS		T 103 RESIDENTIAL LAND & IMPROVEMENTS	Taxable Total:	322,400
			100% The Golden Hills Reg. Div. 15		
3924000	SE-22-22-22-4	160.00 Acres		I Individual	
	F LAND		T 1 FARMLAND	Taxable Total:	40,520
			100% The Golden Hills Reg. Div. 15		
3925000	SW-22-22-22-4	160.00 Acres		I Individual	
	F LAND		T 1 FARMLAND	Taxable Total:	30,000
			100% The Golden Hills Reg. Div. 15		
3926000	NE-23-22-22-4	157.00 Acres		I Individual	



2019 Assessment Roll (Valuation Date 1-July, 2019) 2020 Taxation Year, Wheatland County

Assessment Year: 2019
Tax Year: 2020

Roll	Legal Address					Total
	F	LAND	T	1	FARMLAND	Taxable Total: 31,600
3927000	NE-23-22-22-4	3.00 Acres			100% Alberta School Foundation Fund	
					NORTHEAST CORNER	
					I Individual	
	F	LAND	T	1	FARMLAND	Taxable Total: 490
3928000	NW-23-22-22-4	160.00 Acres			100% Alberta School Foundation Fund	
		223077 RGE RD 222				I Individual
	F	LAND & IMPROVEMENTS	T	1	FARMLAND	33,260
	R		T	103	RESIDENTIAL LAND & IMPROVEMENTS	190,160
					Taxable Total:	223,420
	R		E	901	RURAL RESIDENCE EXEMPTION (RAP)	61,540
					100% Alberta School Foundation Fund	Totals: 284,960
3929000	SE-23-22-22-4	160.00 Acres				I Individual
	F	LAND	T	1	FARMLAND	Taxable Total: 38,480
					100% Alberta School Foundation Fund	
3930000	SW-23-22-22-4	160.00 Acres				C Corporation
	F	LAND	T	1	FARMLAND	Taxable Total: 31,190
					100% Alberta School Foundation Fund	
3931000	NE-24-22-22-4	160.00 Acres				C Corporation
	F	LAND	T	1	FARMLAND	Taxable Total: 38,850
					100% Alberta School Foundation Fund	
3932000	1211918 2 1	NW-24-22-22-4 86.49 Acres				NORTHEASTERLY PART
						C Corporation
	F	LAND	T	1	FARMLAND	Taxable Total: 21,210
					100% Alberta School Foundation Fund	
3933000	1211917 1 1	NW-24-22-22-4 71.64 Acres				SOUTHWESTERLY PORTION
		223075 RGE RD 221				I Individual
	F	LAND & IMPROVEMENTS	T	1	FARMLAND	9,440
	R		T	103	RESIDENTIAL LAND & IMPROVEMENTS	283,360
					Taxable Total:	292,800
	R		E	901	RURAL RESIDENCE EXEMPTION (RAP)	9,440
					Totals:	302,240



2019 Assessment Roll (Valuation Date 1-July, 2019) 2020 Taxation Year, Wheatland County

Assessment Year: 2019
Tax Year: 2020

Roll	Legal Address	100% Alberta School Foundation Fund				Total
3934000	0012279 1 SE-24-22-22-4 152.01 Acres 223004 RGE RD 220				& N.E Corner of NE-13 I Individual	
	F LAND & IMPROVEMENTS	T 1	FARMLAND			25,470
	R	T 103	RESIDENTIAL LAND & IMPROVEMENTS			267,660
					Taxable Total:	293,130
	R	E 901	RURAL RESIDENCE EXEMPTION (RAP)			61,540
			100% Alberta School Foundation Fund		Totals:	354,670
3934010	IRR150 SE-24-22-22-4 10.75 Acres				Canal Right of Way C Corporation	
	NR LAND	E 167	WESTERN IRRIGATION DIST EXEMPT		Exempt Total:	11,470
			100% Alberta School Foundation Fund			
3935000	SW-24-22-22-4 160.00 Acres				I Individual	
	F LAND	T 1	FARMLAND		Taxable Total:	33,390
			100% Alberta School Foundation Fund			
3936000	NE-25-22-22-4 160.00 Acres				I Individual	
	F LAND	T 1	FARMLAND		Taxable Total:	39,750
			100% Alberta School Foundation Fund			
3937000	NW-25-22-22-4 160.00 Acres				I Individual	
	F LAND	T 1	FARMLAND		Taxable Total:	39,750
			100% Alberta School Foundation Fund			
3938000	SE-25-22-22-4 160.00 Acres				I Individual	
	F LAND	T 1	FARMLAND		Taxable Total:	39,750
			100% Alberta School Foundation Fund			
3939000	1014073 1 1 SW-25-22-22-4 159.04 Acres				I Individual	
	F LAND	T 1	FARMLAND		Taxable Total:	35,630
			100% Alberta School Foundation Fund			
3939001	IRR167 RW 22 SW-25-22-22-4 0.52 Acres				SW CORNER C Corporation	
	NR LAND	E 167	WESTERN IRRIGATION DIST EXEMPT		Exempt Total:	5,150
			100% Alberta School Foundation Fund			



2019 Assessment Roll (Valuation Date 1-July, 2019) 2020 Taxation Year, Wheatland County

Assessment Year: 2019
Tax Year: 2020

Roll	Legal Address				Total
3939500	OT-25-22-22-4	2.78 Acres		S PART OF RD ALLOWANCE W OF SW C Corporation	
	NR LAND		E 167 WESTERN IRRIGATION DIST EXEMPT 100% Alberta School Foundation Fund	Exempt Total:	17,410
3940000	NE-26-22-22-4	156.99 Acres		I Individual	
	F LAND		T 1 FARMLAND 100% Alberta School Foundation Fund	Taxable Total:	39,000
3940010	1211461 1 1 NE-26-22-22-4 3.01 Acres 224066 RGE RD 221			SOUTHEAST CORNER OF LSD 16 I Individual	
	R LAND & IMPROVEMENTS		T 103 RESIDENTIAL LAND & IMPROVEMENTS		193,330
	R		E 901 RURAL RESIDENCE EXEMPTION (RAP)		30,770
	R		E 903 FARM BUILDING EXEMPT 100% Alberta School Foundation Fund		29,120
				Exempt Total:	59,890
				Totals:	253,220
3941000	NW-26-22-22-4	160.00 Acres		C Corporation	
	F LAND		T 1 FARMLAND 100% Alberta School Foundation Fund	Taxable Total:	31,980
3942000	SE-26-22-22-4	156.32 Acres		I Individual	
	F LAND		T 1 FARMLAND 100% Alberta School Foundation Fund	Taxable Total:	31,350
3942015	IRR213 RW 22 SE-26-22-22-4 0.78 Acres			C Corporation	
	NR LAND		E 167 WESTERN IRRIGATION DIST EXEMPT 100% Alberta School Foundation Fund	Exempt Total:	12,360
3943000	SW-26-22-22-4	160.00 Acres		C Corporation	
	F LAND		T 1 FARMLAND 100% Alberta School Foundation Fund	Taxable Total:	26,160
3945000	NE-27-22-22-4	160.00 Acres		I Individual	
	F LAND		T 1 FARMLAND 100% Alberta School Foundation Fund	Taxable Total:	29,250



2019 Assessment Roll (Valuation Date 1-July, 2019) 2020 Taxation Year, Wheatland County

Assessment Year: 2019
Tax Year: 2020

Roll	Legal Address	Total
3946000	NW-27-22-22-4 160.00 Acres	
	C Corporation	
	F LAND T 1 FARMLAND Taxable Total: 30,500	
	100% Alberta School Foundation Fund	
3947000	SE-27-22-22-4 160.00 Acres	
	222036 TWP RD 224 I Individual	
	F LAND & IMPROVEMENTS T 1 FARMLAND 33,240	
	R T 103 RESIDENTIAL LAND & IMPROVEMENTS 164,520	
	Taxable Total: 197,760	
	R E 901 RURAL RESIDENCE EXEMPTION (RAP) 34,880	
	R E 903 FARM BUILDING EXEMPT 8,550	
	100% Alberta School Foundation Fund Exempt Total: 43,430	
	Totals: 241,190	
3948000	SW-27-22-22-4 160.00 Acres	
	I Individual	
	F LAND T 1 FARMLAND Taxable Total: 38,640	
	100% Alberta School Foundation Fund	
3949000	NE-28-22-22-4 160.00 Acres	
	I Individual	
	F LAND T 1 FARMLAND Taxable Total: 37,690	
	100% Alberta School Foundation Fund	
3950000	NW-28-22-22-4 160.00 Acres	
	I Individual	
	F LAND T 1 FARMLAND Taxable Total: 40,600	
	100% Alberta School Foundation Fund	
3951000	SE-28-22-22-4 160.00 Acres	
	C Corporation	
	F LAND T 1 FARMLAND Taxable Total: 39,240	
	100% Alberta School Foundation Fund	
3952000	SW-28-22-22-4 80.00 Acres	
	EAST HALF LSD 3 & 6 I Individual	
	F LAND T 1 FARMLAND Taxable Total: 19,620	
	100% Alberta School Foundation Fund	
3953000	SW-28-22-22-4 80.00 Acres	
	WEST HALF I Individual	
	F LAND T 1 FARMLAND Taxable Total: 19,150	



2019 Assessment Roll (Valuation Date 1-July, 2019) 2020 Taxation Year, Wheatland County

Assessment Year: 2019
Tax Year: 2020

Roll	Legal Address					Total
3954000	NE-29-22-22-4	160.00 Acres	100% Alberta School Foundation Fund			
				I Individual		
	F LAND		T 1 FARMLAND	Taxable Total:	40,800	
3955000	NW-29-22-22-4	156.84 Acres	100% Alberta School Foundation Fund			
				C Corporation		
	F LAND		T 1 FARMLAND	Taxable Total:	33,220	
3955010	0911481 1 1 NW-29-22-22-4 3.17 Acres 224041 RGE RD 225		100% Alberta School Foundation Fund			
	R LAND & IMPROVEMENTS		T 103 RESIDENTIAL LAND & IMPROVEMENTS	SW Corner C Corporation		
			100% Alberta School Foundation Fund	Taxable Total:	310,600	
3956000	SE-29-22-22-4	160.00 Acres				
				I Individual		
	F LAND		T 1 FARMLAND	Taxable Total:	34,750	
3957000	SW-29-22-22-4	160.00 Acres	100% Alberta School Foundation Fund			
				I Individual		
	F LAND		T 1 FARMLAND	Taxable Total:	31,260	
3958000	9410908 1 NE-30-22-22-4 179.89 Acres		100% Alberta School Foundation Fund			
				NE 1/4 & NE. PTN OF SE 1/4 I Individual		
	F LAND		T 1 FARMLAND	Taxable Total:	14,270	
3959000	NW-30-22-22-4	160.00 Acres	100% Alberta School Foundation Fund			
				I Individual		
	F LAND		T 1 FARMLAND	Taxable Total:	36,330	
3960000	9410908 2 SE-30-22-22-4 140.11 Acres		100% Alberta School Foundation Fund			
				I Individual		
	F LAND		T 1 FARMLAND	Taxable Total:	9,680	
3961000	SW-30-22-22-4	160.00 Acres	100% Alberta School Foundation Fund			
				I Individual		



2019 Assessment Roll (Valuation Date 1-July, 2019) 2020 Taxation Year, Wheatland County

Assessment Year: 2019
Tax Year: 2020

Roll	Legal Address				Total
	F LAND	T 1 FARMLAND	Taxable Total:	13,030	
		100% Alberta School Foundation Fund			
3962000	0915112 2 1 NE-31-22-22-4 125.60 Acres		NORTH PART		
			I Individual		
	F LAND	T 1 FARMLAND	Taxable Total:	30,630	
		100% Alberta School Foundation Fund			
3963000	0915111 1 1 NE-31-22-22-4 31.63 Acres		SOUTH PART		
	225046 RGE RD 225		I Individual		
	F LAND & IMPROVEMENTS	T 1 FARMLAND		4,820	
	R	T 103 RESIDENTIAL LAND & IMPROVEMENTS		395,280	
			Taxable Total:	400,100	
	R	E 901 RURAL RESIDENCE EXEMPTION (RAP)		4,820	
	R	E 903 FARM BUILDING EXEMPT		79,040	
		100% Alberta School Foundation Fund	Exempt Total:	83,860	
			Totals:	483,960	
3964000	NW-31-22-22-4 143.42 Acres		I Individual		
	F LAND	T 1 FARMLAND	Taxable Total:	25,450	
		100% Alberta School Foundation Fund			
3964010	9411664 NW-31-22-22-4 13.15 Acres		Canal Right of Way		
			I Individual		
	NR LAND	E 167 WESTERN IRRIGATION DIST EXEMPT	Exempt Total:	14,030	
		100% Alberta School Foundation Fund			
3965000	SE-31-22-22-4 160.00 Acres		I Individual		
	225016 RGE RD 225				
	F LAND & IMPROVEMENTS	T 1 FARMLAND		27,750	
	R	T 103 RESIDENTIAL LAND & IMPROVEMENTS		394,230	
			Taxable Total:	421,980	
	R	E 901 RURAL RESIDENCE EXEMPTION (RAP)		61,060	
	R	E 903 FARM BUILDING EXEMPT		48,890	
		100% Alberta School Foundation Fund	Exempt Total:	109,950	
			Totals:	531,930	
3966000	SW-31-22-22-4 160.00 Acres		I Individual		
	F LAND	T 1 FARMLAND	Taxable Total:	36,410	
		100% Alberta School Foundation Fund			



2019 Assessment Roll (Valuation Date 1-July, 2019) 2020 Taxation Year, Wheatland County

Assessment Year: 2019
Tax Year: 2020

Roll	Legal Address	Total
3967000	NE-32-22-22-4 156.40 Acres	
	C Corporation	
	F LAND T 1 FARMLAND 100% Alberta School Foundation Fund	Taxable Total: 33,380
3968000	1012167 3 5 NW-32-22-22-4 114.19 Acres	
	N PORTION I Individual	
	F LAND T 1 FARMLAND 100% Alberta School Foundation Fund	Taxable Total: 26,700
3969000	0211252 2 3 NW-32-22-22-4 47.50 Acres 225033A RGE RD 225	
	PORTION SOUTH OF CANAL & PART I Individual	
	F LAND T 1 FARMLAND 100% Alberta School Foundation Fund	Taxable Total: 3,810
3970000	SE-32-22-22-4 160.00 Acres	
	I Individual	
	F LAND T 1 FARMLAND 100% Alberta School Foundation Fund	Taxable Total: 37,860
3971000	0211252 2 4 SW-32-22-22-4 133.11 Acres 225033 RGE RD 225	
	MOST OF THE SOUTHERNLY PART Prosthetisis Moulding Business I Individual	
	F LAND & IMPROVEMENTS T 1 FARMLAND	30,880
	R T 103 RESIDENTIAL LAND & IMPROVEMENTS	469,390
	NR T 105 NON-RESEIDENTIAL LAND & IMPROVEMENTS	26,330
		Taxable Total: 526,600
	R E 901 RURAL RESIDENCE EXEMPTION (RAP) 100% Alberta School Foundation Fund	30,880
		Totals: 557,480
3971010	0211252 2 2 SW-32-22-22-4 20.21 Acres 225035A RGE RD 225	
	NORTHWEST CORNER I Individual	
	F LAND & IMPROVEMENTS T 1 FARMLAND	1,430
	R T 103 RESIDENTIAL LAND & IMPROVEMENTS	270,670
		Taxable Total: 272,100
	R E 901 RURAL RESIDENCE EXEMPTION (RAP) 100% Alberta School Foundation Fund	1,430
		Totals: 273,530
3972000	NE-33-22-22-4 156.76 Acres	
	I Individual	
	F LAND T 1 FARMLAND 100% Alberta School Foundation Fund	Taxable Total: 40,310



2019 Assessment Roll (Valuation Date 1-July, 2019) 2020 Taxation Year, Wheatland County

Assessment Year: 2019
Tax Year: 2020

Roll	Legal Address				Total
3973000	NW-33-22-22-4	156.80 Acres		I Individual	
	F LAND		T 1 FARMLAND	Taxable Total:	39,970
			100% Alberta School Foundation Fund		
3974000	SE-33-22-22-4	160.00 Acres		I Individual	
	F LAND		T 1 FARMLAND	Taxable Total:	29,890
			100% Alberta School Foundation Fund		
3975000	SW-33-22-22-4	160.00 Acres		I Individual	
	F LAND		T 1 FARMLAND	Taxable Total:	38,100
			100% Alberta School Foundation Fund		
3976000	NE-34-22-22-4	156.92 Acres		I Individual	
	F LAND		T 1 FARMLAND	Taxable Total:	39,780
			100% Alberta School Foundation Fund		
3977000	NW-34-22-22-4	156.84 Acres		I Individual	
	F LAND		T 1 FARMLAND	Taxable Total:	40,330
			100% Alberta School Foundation Fund		
3978000	SE-34-22-22-4	153.56 Acres		I Individual	
	F LAND		T 1 FARMLAND	Taxable Total:	32,060
			100% Alberta School Foundation Fund		
3979000	SW-34-22-22-4	157.62 Acres		I Individual	
	F LAND		T 1 FARMLAND	Taxable Total:	39,850
			100% Alberta School Foundation Fund		
3980000	NE-35-22-22-4	157.12 Acres		I Individual	
	F LAND		T 1 FARMLAND	Taxable Total:	38,520
			100% Alberta School Foundation Fund		
3981000	NW-35-22-22-4	157.00 Acres		I Individual	
	F LAND		T 1 FARMLAND	Taxable Total:	39,190



2019 Assessment Roll (Valuation Date 1-July, 2019) 2020 Taxation Year, Wheatland County

Assessment Year: 2019
Tax Year: 2020

Roll	Legal Address						Total
	100% Alberta School Foundation Fund						
3982000	SE-35-22-22-4		160.00 Acres			I Individual	
	F	LAND	T	1	FARMLAND	Taxable Total:	38,660
	100% Alberta School Foundation Fund						
3983000	SW-35-22-22-4		160.00 Acres			I Individual	
	F	LAND	T	1	FARMLAND	Taxable Total:	40,760
	100% Alberta School Foundation Fund						
3984000	NE-36-22-22-4		150.32 Acres			I Individual	
	F	LAND	T	1	FARMLAND	Taxable Total:	34,820
	100% Alberta School Foundation Fund						
3984010	9411663	NE-36-22-22-4	6.80 Acres			Canal Right of Way C Corporation	
	NR	LAND	E	167	WESTERN IRRIGATION DIST EXEMPT	Exempt Total:	7,250
	100% Alberta School Foundation Fund						
3985000	NW-36-22-22-4		154.01 Acres			I Individual	
	F	LAND	T	1	FARMLAND	Taxable Total:	37,060
	100% Alberta School Foundation Fund						
3985010	9411663	NW-36-22-22-4	3.11 Acres			Canal Right of Way C Corporation	
	NR	LAND	E	167	WESTERN IRRIGATION DIST EXEMPT	Exempt Total:	3,320
	100% Alberta School Foundation Fund						
3986000	SE-36-22-22-4		160.00 Acres			I Individual	
	F	LAND	T	1	FARMLAND	Taxable Total:	38,730
	100% Alberta School Foundation Fund						
3987000	SW-36-22-22-4		160.00 Acres			I Individual	
	225027 RGE RD 221						
	F	LAND & IMPROVEMENTS	T	1	FARMLAND		38,350
	R		T	103	RESIDENTIAL LAND & IMPROVEMENTS		169,930
			Taxable Total:				208,280
	R		E	901	RURAL RESIDENCE EXEMPTION (RAP)		61,540
	R		E	903	FARM BUILDING EXEMPT		7,080



2019 Assessment Roll (Valuation Date 1-July, 2019) 2020 Taxation Year, Wheatland County

Assessment Year: 2019
Tax Year: 2020

Roll	Legal Address				Total
		100% Alberta School Foundation Fund	Exempt Total:	68,620	
			Totals:	276,900	
3988000	6753AD 1 SE-18-22-22-4 5.04 Acres 225004 TWP RD 222		I Individual		
	F LAND & IMPROVEMENTS	T 1 FARMLAND		170	
	R	T 103 RESIDENTIAL LAND & IMPROVEMENTS		361,950	
			Taxable Total:	362,120	
	R	E 901 RURAL RESIDENCE EXEMPTION (RAP)		2,540	
	R	E 903 FARM BUILDING EXEMPT		25,220	
		100% Alberta School Foundation Fund	Exempt Total:	27,760	
			Totals:	389,880	
3989000	6753AD 1 SE-18-22-22-4 5.04 Acres		N 1/2 of Blk 1		
			I Individual		
	R LAND & IMPROVEMENTS	T 103 RESIDENTIAL LAND & IMPROVEMENTS	Taxable Total:	85,100	
		100% Alberta School Foundation Fund			
3990000	6753AD 4 SE-18-22-22-4 10.00 Acres 222007 RGE RD 225A		I Individual		
	F LAND & IMPROVEMENTS	T 1 FARMLAND		580	
	R	T 103 RESIDENTIAL LAND & IMPROVEMENTS		186,320	
			Taxable Total:	186,900	
	R	E 901 RURAL RESIDENCE EXEMPTION (RAP)		580	
		100% Alberta School Foundation Fund	Totals:	187,480	
3991000	6753AD 12 SE-18-22-22-4 2.00 Acres 222023 RGE RD 225B		I Individual		
	R LAND & IMPROVEMENTS	T 103 RESIDENTIAL LAND & IMPROVEMENTS		250,600	
	R	E 903 FARM BUILDING EXEMPT		2,750	
		100% Alberta School Foundation Fund	Totals:	253,350	
3992000	6753AD 13A 1,2,5-8 SE-18-22-22-4 2.21 Acres 222016 RGE RD 225A		I Individual		
	R LAND & IMPROVEMENTS	T 103 RESIDENTIAL LAND & IMPROVEMENTS	Taxable Total:	99,800	
		100% Alberta School Foundation Fund			
3993000	6753AD 13A 3 SE-18-22-22-4 0.36 Acres		I Individual		
	R LAND	T 104 RESIDENTIAL VACANT LAND	Taxable Total:	22,600	
		100% Alberta School Foundation Fund			
3994000	6753AD 13A 4 SE-18-22-22-4 0.36 Acres		I Individual		



2019 Assessment Roll (Valuation Date 1-July, 2019) 2020 Taxation Year, Wheatland County

Assessment Year: 2019
Tax Year: 2020

Roll	Legal Address				Total
3996000	R	LAND	T 104	RESIDENTIAL VACANT LAND	Taxable Total: 22,600
			100%	Alberta School Foundation Fund	
	9310379 19A	SE-18-22-22-4	11.01 Acres		
	225028 TWP RD 222				
				I Individual	
	F	LAND & IMPROVEMENTS	T 1	FARMLAND	660
	R		T 103	RESIDENTIAL LAND & IMPROVEMENTS	206,840
				Taxable Total:	207,500
	R		E 901	RURAL RESIDENCE EXEMPTION (RAP)	660
	R		E 903	FARM BUILDING EXEMPT	4,570
			100%	Alberta School Foundation Fund	Exempt Total: 5,230
				Totals:	212,730
3998000	6753AD 14E 1-7	SE-18-22-22-4	0.52 Acres		
				I Individual	
	R	LAND & IMPROVEMENTS	T 103	RESIDENTIAL LAND & IMPROVEMENTS	28,300
	R		E 903	FARM BUILDING EXEMPT	6,150
			100%	Alberta School Foundation Fund	Totals: 34,450
3999000	6753AD 14E 8,9	SE-18-22-22-4	6,500 Sq. Feet		
				I Individual	
	R	LAND	T 104	RESIDENTIAL VACANT LAND	Taxable Total: 13,000
			100%	Alberta School Foundation Fund	
4000000	6753AD 14E 10-17	SE-18-22-22-4	26,000 Sq. Feet		
	222007 RGE RD 225B			I Individual	
	R	LAND & IMPROVEMENTS	T 103	RESIDENTIAL LAND & IMPROVEMENTS	Taxable Total: 168,900
			100%	Alberta School Foundation Fund	
4002000	6753AD 15	SE-18-22-22-4	1.10 Acres		
	222001 RGE RD 225B			I Individual	
	R	LAND & IMPROVEMENTS	T 103	RESIDENTIAL LAND & IMPROVEMENTS	197,600
	R		E 903	FARM BUILDING EXEMPT	9,620
			100%	Alberta School Foundation Fund	Totals: 207,220
4003000	6753AD 16	SE-18-22-22-4	1.10 Acres		
				I Individual	
	F	LAND	T 1	FARMLAND	Taxable Total: 90
			100%	Alberta School Foundation Fund	
4004000	6753AD 17,X	SE-18-22-22-4	7.84 Acres		
				I Individual	
	F	LAND	T 1	FARMLAND	Taxable Total: 650



2019 Assessment Roll (Valuation Date 1-July, 2019) 2020 Taxation Year, Wheatland County

Assessment Year: 2019
Tax Year: 2020

Roll	Legal Address					Total
	100% Alberta School Foundation Fund					
4007000	6753AD Y	SE-18-22-22-4	1.15 Acres		Utility Box Constrution(WF Metals)	
	222013 RGE RD 225B				I Individual	
	R	LAND & IMPROVEMENTS		T 103	RESIDENTIAL LAND & IMPROVEMENTS	165,160
	NR			T 105	NON-RESEIDENTIAL LAND & IMPROVEMENTS	39,990
				100% Alberta School Foundation Fund	Taxable Total:	205,150
4008000	6753AD Z	SE-18-22-22-4	4.50 Acres			
					I Individual	
	F	LAND		T 1	FARMLAND	
				100% Alberta School Foundation Fund	Taxable Total:	370
4009000	NE-1-23-22-4		151.15 Acres			
					I Individual	
	F	LAND		T 1	FARMLAND	
					Taxable Total:	26,660
				100% Alberta School Foundation Fund		
4009010	9411663 RW23	E -1-23-22-4	12.80 Acres		CANAL RIGHT OF WAY	
					I Individual	
	NR	LAND		E 167	WESTERN IRRIGATION DIST EXEMPT	
				100% Alberta School Foundation Fund	Exempt Total:	116,400
4010000	NW-1-23-22-4		153.60 Acres			
	230049 RGE RD 221				I Individual	
	F	LAND & IMPROVEMENTS		T 1	FARMLAND	33,860
	R			T 103	RESIDENTIAL LAND & IMPROVEMENTS	579,440
					Taxable Total:	613,300
	R			E 901	RURAL RESIDENCE EXEMPTION (RAP)	92,310
	R			E 903	FARM BUILDING EXEMPT	22,750
				100% Alberta School Foundation Fund	Exempt Total:	115,060
					Totals:	728,360
4010010	9411663	NW-1-23-22-4	6.40 Acres		CANAL RIGHT OF WAY	
					I Individual	
	NR	LAND		E 167	WESTERN IRRIGATION DIST EXEMPT	
				100% Alberta School Foundation Fund	Exempt Total:	82,780
4011000	SE-1-23-22-4		156.48 Acres			
					I Individual	
	F	LAND		T 1	FARMLAND	
				100% Alberta School Foundation Fund	Taxable Total:	35,530



2019 Assessment Roll (Valuation Date 1-July, 2019) 2020 Taxation Year, Wheatland County

Assessment Year: 2019
Tax Year: 2020

Roll	Legal Address					Total
4012000	SW-1-23-22-4	159.78 Acres			I Individual	
	F LAND		T 1 FARMLAND		Taxable Total:	39,900
			100% Alberta School Foundation Fund			
4013000	NE-2-23-22-4	151.03 Acres			I Individual	
	F LAND		T 1 FARMLAND		Taxable Total:	31,360
			100% Alberta School Foundation Fund			
4013010	9411661 NE-2-23-22-4	8.97 Acres			CANAL RIGHT OF WAY	
					I Individual	
	NR LAND		E 167 WESTERN IRRIGATION DIST EXEMPT		Exempt Total:	105,560
			100% Alberta School Foundation Fund			
4014000	NW-2-23-22-4	159.90 Acres			C Corporation	
	F LAND		T 1 FARMLAND		Taxable Total:	40,330
			100% Alberta School Foundation Fund			
4014010	IRR559 NW-2-23-22-4	0.10 Acres			CANAL RIGHT OF WAY	
					I Individual	
	NR LAND		E 167 WESTERN IRRIGATION DIST EXEMPT		Exempt Total:	11,680
			100% Alberta School Foundation Fund			
4015000	SE-2-23-22-4	157.10 Acres			I Individual	
	F LAND		T 1 FARMLAND		Taxable Total:	39,030
			100% Alberta School Foundation Fund			
4016000	SW-2-23-22-4	159.15 Acres			I Individual	
	F LAND		T 1 FARMLAND		Taxable Total:	40,200
			100% Alberta School Foundation Fund			
4017000	NE-3-23-22-4	160.00 Acres			C Corporation	
	F LAND		T 1 FARMLAND		Taxable Total:	39,400
			100% Alberta School Foundation Fund			
4018000	NW-3-23-22-4	156.71 Acres			C Corporation	
	F LAND		T 1 FARMLAND		Taxable Total:	37,870



2019 Assessment Roll (Valuation Date 1-July, 2019) 2020 Taxation Year, Wheatland County

Assessment Year: 2019
Tax Year: 2020

Roll	Legal Address							Total
	100% Alberta School Foundation Fund							
4018010	9411661 RW 23	NW-3-23-22-4	3.29 Acres				I Individual	
	NR	LAND		E	167	WESTERN IRRIGATION DIST EXEMPT	Exempt Total:	3,510
	100% Alberta School Foundation Fund							
4019000	SE-3-23-22-4		159.30 Acres				C Corporation	
	F	LAND		T	1	FARMLAND	Taxable Total:	40,250
	100% Alberta School Foundation Fund							
4020000	SW-3-23-22-4		159.30 Acres				C Corporation	
	F	LAND		T	1	FARMLAND	Taxable Total:	38,780
	100% Alberta School Foundation Fund							
4021000	NE-4-23-22-4		86.30 Acres				I Individual	
	F	LAND		T	1	FARMLAND	Taxable Total:	19,240
	100% Alberta School Foundation Fund							
4021010	NE-4-23-22-4		59.00 Acres				south of canal C Corporation	
	F	LAND		T	1	FARMLAND	Taxable Total:	12,590
	100% Alberta School Foundation Fund							
4022000	NW-4-23-22-4		91.60 Acres				NORTH OF CANAL I Individual	
	F	LAND		T	1	FARMLAND	Taxable Total:	15,560
	100% Alberta School Foundation Fund							
4022010	NW-4-23-22-4		60.20 Acres				south of irr. canal C Corporation	
	F	LAND		T	1	FARMLAND	Taxable Total:	14,010
	100% Alberta School Foundation Fund							
4023000	SE-4-23-22-4		79.96 Acres				NORTH HALF C Corporation	
	F	LAND		T	1	FARMLAND	Taxable Total:	20,190
	100% Alberta School Foundation Fund							
4024000	SE-4-23-22-4		79.65 Acres				SOUTH HALF C Corporation	



2019 Assessment Roll (Valuation Date 1-July, 2019) 2020 Taxation Year, Wheatland County

Assessment Year: 2019
Tax Year: 2020

Roll	Legal Address					Total
	F	LAND	T	1	FARMLAND	Taxable Total: 20,120
4025000	SW-4-23-22-4	79.68 Acres			100% Alberta School Foundation Fund	
						NORTH HALF C Corporation
	F	LAND	T	1	FARMLAND	Taxable Total: 19,970
4026000	SW-4-23-22-4	79.74 Acres			100% Alberta School Foundation Fund	
						SOUTH HALF C Corporation
	F	LAND	T	1	FARMLAND	Taxable Total: 20,250
4027000	NE-5-23-22-4	150.34 Acres			100% Alberta School Foundation Fund	
		230062 RGE RD 224				I Individual
	F	LAND & IMPROVEMENTS	T	1	FARMLAND	27,200
	R		T	103	RESIDENTIAL LAND & IMPROVEMENTS	199,500
						Taxable Total: 226,700
	R		E	901	RURAL RESIDENCE EXEMPTION (RAP)	61,500
					100% Alberta School Foundation Fund	Totals: 288,200
4027010	9411664	NE-5-23-22-4 9.66 Acres				Canal R of Way I Individual
	NR	LAND	E	167	WESTERN IRRIGATION DIST EXEMPT	Exempt Total: 10,300
					100% Alberta School Foundation Fund	
4028000	NW-5-23-22-4	152.29 Acres				I Individual
	F	LAND	T	1	FARMLAND	Taxable Total: 33,470
4028010	9510844 1	W -5-23-22-4 14.23 Acres			100% Alberta School Foundation Fund	
		230033 RGE RD 225				S.W. CORNER OF N.W. 1/4 AND I Individual
	F	LAND & IMPROVEMENTS	T	1	FARMLAND	680
	R		T	103	RESIDENTIAL LAND & IMPROVEMENTS	287,510
						Taxable Total: 288,190
	R		E	901	RURAL RESIDENCE EXEMPTION (RAP)	61,540
	R		E	903	FARM BUILDING EXEMPT	126,480
					100% Alberta School Foundation Fund	Exempt Total: 188,020
						Totals: 476,210
4029000	426HD A	NW-5-23-22-4 1.95 Acres				PARCEL A, NORTHWEST CORNER Meadowbrook Community Hall C Corporation
		230077 RGE RD 225				



2019 Assessment Roll (Valuation Date 1-July, 2019) 2020 Taxation Year, Wheatland County

Assessment Year: 2019
Tax Year: 2020

Roll	Legal Address				Total
	NR	LAND & IMPROVEMENTS	E 165	CHARITABLE & WELFARE EXEMPT 100% Alberta School Foundation Fund	Exempt Total: 201,420
4030000	SE-5-23-22-4	77.59 Acres			LSD 7 & 8 I Individual
	F	LAND	T 1	FARMLAND 100% Alberta School Foundation Fund	Taxable Total: 19,530
4030010	9411664	SE-5-23-22-4 2.03 Acres			CANAL R OF W I Individual
	NR	LAND	E 167	WESTERN IRRIGATION DIST EXEMPT 100% Alberta School Foundation Fund	Exempt Total: 2,170
4032000	9711776 2	S -5-23-22-4 142.09 Acres			South half of SE & SW qrt's C Corporation
	F	LAND	T 1	FARMLAND 100% Alberta School Foundation Fund	Taxable Total: 26,890
4033000	9711776 3	SE-5-23-22-4 13.31 Acres 224028 TWP RD 230			Southwest corner I Individual
	F	LAND & IMPROVEMENTS	T 1	FARMLAND	1,950
	R		T 103	RESIDENTIAL LAND & IMPROVEMENTS	280,610
					Taxable Total: 282,560
	R		E 901	RURAL RESIDENCE EXEMPTION (RAP)	1,950
	R		E 903	FARM BUILDING EXEMPT 100% Alberta School Foundation Fund	11,980
					Exempt Total: 13,930
					Totals: 296,490
4034000	SW-5-23-22-4	68.00 Acres			LSD 5 & 6 I Individual
	F	LAND	T 1	FARMLAND 100% Alberta School Foundation Fund	Taxable Total: 10,920
4034010	9411664	SW-5-23-22-4 3.06 Acres			CANAL R OF W I Individual
	NR	LAND	E 167	WESTERN IRRIGATION DIST EXEMPT 100% Alberta School Foundation Fund	Exempt Total: 3,260
4034015	9411664 RW 23	SW-5-23-22-4 3.61 Acres			WEST SIDE OF LSD 3 P Provincial
	NR	LAND	E 167	WESTERN IRRIGATION DIST EXEMPT 100% Alberta School Foundation Fund	Exempt Total: 77,220



2019 Assessment Roll (Valuation Date 1-July, 2019) 2020 Taxation Year, Wheatland County

Assessment Year: 2019
Tax Year: 2020

Roll	Legal Address						Total	
4036000	NE-6-23-22-4	153.08 Acres						
			I Individual					
	F	LAND	T	1	FARMLAND	Taxable Total:	32,960	
			100% Alberta School Foundation Fund					
4037000	NW-6-23-22-4	148.00 Acres						
			I Individual					
	F	LAND	T	1	FARMLAND	Taxable Total:	33,590	
			100% Alberta School Foundation Fund					
4038000	SE-6-23-22-4	158.29 Acres						
			I Individual					
	F	LAND	T	1	FARMLAND	Taxable Total:	38,640	
			100% Alberta School Foundation Fund					
4039000	SW-6-23-22-4	144.37 Acres						
			I Individual					
	F	LAND	T	1	FARMLAND	Taxable Total:	35,200	
			100% Alberta School Foundation Fund					
4040000	NE-7-23-22-4	83.50 Acres						
	231085 RGE RD 225		EAST OF ROAD					
			I Individual					
	F	LAND & IMPROVEMENTS	T	1	FARMLAND		5,390	
	R		T	103	RESIDENTIAL LAND & IMPROVEMENTS		258,960	
			Taxable Total:				264,350	
	R		E	901	RURAL RESIDENCE EXEMPTION (RAP)		61,540	
			100% Alberta School Foundation Fund				Totals:	325,890
4041000	NE-7-23-22-4	62.16 Acres						
			WEST OF ROAD					
			I Individual					
	F	LAND	T	1	FARMLAND	Taxable Total:	14,000	
			100% Alberta School Foundation Fund					
4042000	NE-7-23-22-4	3.72 Acres						
			WESTERN BOUNDRY					
			I Individual					
	F	LAND	T	1	FARMLAND	Taxable Total:	230	
			100% Alberta School Foundation Fund					
4042010	IRR640 OT	NE-7-23-22-4 0.28 Acres						
			PLAN IRR640. PTR RD ALLOW.					
			C Corporation					
	NR	LAND	E	167	WESTERN IRRIGATION DIST EXEMPT	Exempt Total:	33,210	
			100% Alberta School Foundation Fund					



2019 Assessment Roll (Valuation Date 1-July, 2019) 2020 Taxation Year, Wheatland County

Assessment Year: 2019
Tax Year: 2020

Roll	Legal Address				Total
4043000	NW-7-23-22-4	145.78 Acres			
	231067 RGE RD 230		I Individual		
	F LAND & IMPROVEMENTS	T 1 FARMLAND			31,240
	R	T 103 RESIDENTIAL LAND & IMPROVEMENTS			282,230
			Taxable Total:		313,470
	R	E 901 RURAL RESIDENCE EXEMPTION (RAP)			53,120
	R	E 903 FARM BUILDING EXEMPT			22,350
		100% Alberta School Foundation Fund	Exempt Total:		75,470
			Totals:		388,940
4044000	SE-7-23-22-4	142.60 Acres	SOUTHWEST OF IRRIGATION DITCH		
			I Individual		
	F LAND	T 1 FARMLAND			
		100% Alberta School Foundation Fund	Taxable Total:		35,330
4044010	1513186 1 1 SE-7-23-22-4	16.21 Acres	NE Corner of LSD 8		
	231028 RGE RD 225		I Individual		
	F LAND & IMPROVEMENTS	T 1 FARMLAND			820
	R	T 103 RESIDENTIAL LAND & IMPROVEMENTS			311,380
			Taxable Total:		312,200
	R	E 901 RURAL RESIDENCE EXEMPTION (RAP)			820
	R	E 903 FARM BUILDING EXEMPT			6,880
		100% Alberta School Foundation Fund	Exempt Total:		7,700
			Totals:		319,900
4044500	PT-7-23-22-4	0.22 Acres	SE-7 Closed Road in NE Corner		
			C Corporation		
	NR LAND	E 167 WESTERN IRRIGATION DIST EXEMPT			
		100% Alberta School Foundation Fund	Exempt Total:		240
4045000	SW-7-23-22-4	142.97 Acres	I Individual		
	F LAND	T 1 FARMLAND			
		100% Alberta School Foundation Fund	Taxable Total:		31,100
4046000	NE-8-23-22-4	80.00 Acres	LSD 9,16		
			C Corporation		
	F LAND	T 1 FARMLAND			
		100% Alberta School Foundation Fund	Taxable Total:		17,540
4047000	NE-8-23-22-4	80.00 Acres	LSD 10,15		
			I Individual		
	F LAND	T 1 FARMLAND			
			Taxable Total:		15,380



2019 Assessment Roll (Valuation Date 1-July, 2019) 2020 Taxation Year, Wheatland County

Assessment Year: 2019
Tax Year: 2020

Roll	Legal Address					Total
	100% Alberta School Foundation Fund					
4048000	NW-8-23-22-4	152.70 Acres			I Individual	
	F LAND		T 1	FARMLAND	Taxable Total:	35,760
	100% Alberta School Foundation Fund					
4049000	SE-8-23-22-4	160.00 Acres			I Individual	
	F LAND		T 1	FARMLAND	Taxable Total:	39,280
	100% Alberta School Foundation Fund					
4050000	SW-8-23-22-4	135.10 Acres			I Individual	
	F LAND		T 1	FARMLAND	Taxable Total:	28,230
	100% Alberta School Foundation Fund					
4050010	IRR515 RW 23 SW-8-23-22-4	32.10 Acres			Canal ROW-SW 24.9ac & NW 7.2ac C Corporation	
	NR LAND		E 167	WESTERN IRRIGATION DIST EXEMPT	Exempt Total:	34,240
	100% Alberta School Foundation Fund					
4051000	NE-9-23-22-4	160.00 Acres			I Individual	
	231048 RGE RD 223					
	F LAND & IMPROVEMENTS		T 1	FARMLAND		18,400
	R		T 103	RESIDENTIAL LAND & IMPROVEMENTS		310,300
					Taxable Total:	328,700
	R		E 901	RURAL RESIDENCE EXEMPTION (RAP)		18,400
	100% Alberta School Foundation Fund					
					Totals:	347,100
4052000	NW-9-23-22-4	156.00 Acres			I Individual	
	F LAND		T 1	FARMLAND	Taxable Total:	35,410
	100% Alberta School Foundation Fund					
4053000	SE-9-23-22-4	160.00 Acres			I Individual	
	F LAND		T 1	FARMLAND	Taxable Total:	33,790
	100% Alberta School Foundation Fund					
4054000	SW-9-23-22-4	158.00 Acres			I Individual	
	231003 RGE RD 224					
	F LAND & IMPROVEMENTS		T 1	FARMLAND		35,870
	R		T 103	RESIDENTIAL LAND & IMPROVEMENTS		252,110



2019 Assessment Roll (Valuation Date 1-July, 2019) 2020 Taxation Year, Wheatland County

Assessment Year: 2019
Tax Year: 2020

Roll	Legal Address				Total
				Taxable Total:	287,980
	R	E 901	RURAL RESIDENCE EXEMPTION (RAP)		35,870
	R	E 903	FARM BUILDING EXEMPT		4,990
		100%	Alberta School Foundation Fund	Exempt Total:	40,860
				Totals:	328,840
4054010	IRR142 RW23 W -9-23-22-4 6.00 Acres			NW 4ac,SW 2ac C Corporation	
	NR LAND	E 167	WESTERN IRRIGATION DIST EXEMPT	Exempt Total:	6,400
		100%	Alberta School Foundation Fund		
4055000	NE-10-23-22-4 155.31 Acres			C Corporation	
	F LAND	T 1	FARMLAND	Taxable Total:	35,230
		100%	Alberta School Foundation Fund		
4055010	9411611 NE-10-23-22-4 4.69 Acres			CANAL RIGHT OF WAY I Individual	
	NR LAND	E 167	WESTERN IRRIGATION DIST EXEMPT	Exempt Total:	82,930
		100%	Alberta School Foundation Fund		
4056000	NW-10-23-22-4 131.82 Acres			C Corporation	
	F LAND	T 1	FARMLAND	Taxable Total:	29,370
		100%	Alberta School Foundation Fund		
4056010	0714541 1 1 NW-10-23-22-4 17.28 Acres 222073 TWP RD 232			N.E. CORNER LSD 13 I Individual	
	F LAND & IMPROVEMENTS	T 1	FARMLAND		1,560
	R	T 103	RESIDENTIAL LAND & IMPROVEMENTS		236,240
				Taxable Total:	237,800
	R	E 901	RURAL RESIDENCE EXEMPTION (RAP)		1,560
		100%	Alberta School Foundation Fund	Totals:	239,360
4056015	9411661 RW 23 NW-10-23-22-4 10.90 Acres			WEST LSD 12 & SOUTH 13/14 P Provincial	
	NR LAND	E 167	WESTERN IRRIGATION DIST EXEMPT	Exempt Total:	113,780
		100%	Alberta School Foundation Fund		
4057000	SE-10-23-22-4 157.38 Acres			C Corporation	
	F LAND	T 1	FARMLAND	Taxable Total:	38,600
		100%	Alberta School Foundation Fund		



2019 Assessment Roll (Valuation Date 1-July, 2019) 2020 Taxation Year, Wheatland County

Assessment Year: 2019
Tax Year: 2020

Roll	Legal Address				Total
4057010	9411661	SE-10-23-22-4	2.62 Acres	CANAL RIGHT OF WAY I Individual	
	NR	LAND	E 167	WESTERN IRRIGATION DIST EXEMPT 100% Alberta School Foundation Fund	Exempt Total: 69,780
4058000	SW-10-23-22-4	151.65 Acres		C Corporation	
	F	LAND	T 1	FARMLAND 100% Alberta School Foundation Fund	Taxable Total: 37,010
4058010	9411661	SW-10-23-22-4	8.35 Acres	CANAL RIGHT OF WAY I Individual	
	NR	LAND	E 167	WESTERN IRRIGATION DIST EXEMPT 100% Alberta School Foundation Fund	Exempt Total: 102,280
4059000	NE-11-23-22-4	80.00 Acres		LSD 15 & 16 I Individual	
	F	LAND & IMPROVEMENTS	T 1	FARMLAND	14,750
	R		T 103	RESIDENTIAL LAND & IMPROVEMENTS	230,750
	R		E 901	RURAL RESIDENCE EXEMPTION (RAP)	14,750
	R		E 903	FARM BUILDING EXEMPT	2,300
				100% Alberta School Foundation Fund	Exempt Total: 17,050
					Totals: 262,550
4060000	NE-11-23-22-4	80.00 Acres		LSD 9 & 10 I Individual	
	F	LAND	T 1	FARMLAND 100% Alberta School Foundation Fund	Taxable Total: 19,030
4061010	NW-11-23-22-4	120.00 Acres		LSD 11,12 & 13 C Corporation	
	F	LAND	T 1	FARMLAND 100% Alberta School Foundation Fund	Taxable Total: 28,710
4061020	NW-11-23-22-4	40.00 Acres		LSD 14 I Individual	
	F	LAND & IMPROVEMENTS	T 1	FARMLAND	8,130
	R		T 103	RESIDENTIAL LAND & IMPROVEMENTS	252,070
	R		E 901	RURAL RESIDENCE EXEMPTION (RAP)	8,130
					Totals: 260,200
					268,330



2019 Assessment Roll (Valuation Date 1-July, 2019) 2020 Taxation Year, Wheatland County

Assessment Year: 2019
Tax Year: 2020

Roll	Legal Address	100% Alberta School Foundation Fund				Total
4062000	SE-11-23-22-4 145.99 Acres					
		I Individual				
	F LAND	T 1	FARMLAND	Taxable Total:		34,710
		100% Alberta School Foundation Fund				
4062010	9411661 SE-11-23-22-4 0.01 Acres					
		CANAL RIGHT OF WAY				
		I Individual				
	NR LAND	E 167	WESTERN IRRIGATION DIST EXEMPT	Exempt Total:		5,930
		100% Alberta School Foundation Fund				
4062020	1311297 1 1 SE-11-23-22-4 14.00 Acres 231008 RGE RD 221					
		SE Corner of LSD 1				
		I Individual				
	F LAND & IMPROVEMENTS	T 1	FARMLAND			1,970
	R	T 103	RESIDENTIAL LAND & IMPROVEMENTS			499,430
		Taxable Total:				501,400
	R	E 901	RURAL RESIDENCE EXEMPTION (RAP)			1,970
		100% Alberta School Foundation Fund				
		Totals:				503,370
4063000	SW-11-23-22-4 151.97 Acres					
		C Corporation				
	F LAND	T 1	FARMLAND	Taxable Total:		25,780
		100% Alberta School Foundation Fund				
4063010	9411661 RW 23 SW-11-23-22-4 8.03 Acres					
		I Individual				
	NR LAND	E 167	WESTERN IRRIGATION DIST EXEMPT	Exempt Total:		8,570
		100% Alberta School Foundation Fund				
4064000	NE-12-23-22-4 153.41 Acres					
		I Individual				
	F LAND	T 1	FARMLAND	Taxable Total:		31,850
		100% Alberta School Foundation Fund				
4064010	0212704 1 1 NE-12-23-22-4 6.59 Acres 231081 RGE RD 221					
		NORTHWEST CORNER				
		I Individual				
	R LAND & IMPROVEMENTS	T 103	RESIDENTIAL LAND & IMPROVEMENTS			495,900
	R	E 901	RURAL RESIDENCE EXEMPTION (RAP)			36,200
		100% Alberta School Foundation Fund				
		Totals:				532,100
4065000	NW-12-23-22-4 160.00 Acres					
		I Individual				
	F LAND	T 1	FARMLAND	Taxable Total:		28,860



2019 Assessment Roll (Valuation Date 1-July, 2019) 2020 Taxation Year, Wheatland County

Assessment Year: 2019
Tax Year: 2020

Roll	Legal Address					Total
100% Alberta School Foundation Fund						
4066000	SE-12-23-22-4	158.95 Acres				
			I Individual			
	F LAND		T 1 FARMLAND	Taxable Total:	38,610	
100% Alberta School Foundation Fund						
4067000	SW-12-23-22-4	160.00 Acres				
			I Individual			
	F LAND		T 1 FARMLAND	Taxable Total:	36,200	
100% Alberta School Foundation Fund						
4068000	NE-13-23-22-4	127.85 Acres				
	232076 RGE RD 220		I Individual			
	F LAND & IMPROVEMENTS		T 1 FARMLAND		24,610	
	R		T 103 RESIDENTIAL LAND & IMPROVEMENTS		166,360	
			Taxable Total:			190,970
	R		E 901 RURAL RESIDENCE EXEMPTION (RAP)		61,540	
100% Alberta School Foundation Fund						Totals: 252,510
4068010	9110813 1 NE-13-23-22-4	2.99 Acres				
	232078 RGE RD 220		NORTHEAST CORNER			
			I Individual			
	R LAND & IMPROVEMENTS		T 103 RESIDENTIAL LAND & IMPROVEMENTS	Taxable Total:	170,400	
100% Alberta School Foundation Fund						
4068020	0410517 2 1 NE-13-23-22-4	52.42 Acres				
	232082 RGE RD 220		North Part & South Part SE 24			
			I Individual			
	F LAND & IMPROVEMENTS		T 1 FARMLAND		8,300	
	R		T 103 RESIDENTIAL LAND & IMPROVEMENTS		194,260	
			Taxable Total:			202,560
	R		E 901 RURAL RESIDENCE EXEMPTION (RAP)		51,440	
100% Alberta School Foundation Fund						Totals: 254,000
4069000	NW-13-23-22-4	80.00 Acres				
			EAST HALF LDS 11 & 14			
			I Individual			
	F LAND		T 1 FARMLAND	Taxable Total:	18,080	
100% Alberta School Foundation Fund						
4070000	NW-13-23-22-4	80.00 Acres				
			WEST HALF LSD 12 & 13			
			I Individual			
	F LAND		T 1 FARMLAND	Taxable Total:	19,200	
100% Alberta School Foundation Fund						



2019 Assessment Roll (Valuation Date 1-July, 2019) 2020 Taxation Year, Wheatland County

Assessment Year: 2019
Tax Year: 2020

Roll	Legal Address				Total
4071000	SE-13-23-22-4	155.99 Acres		I Individual	
	F LAND		T 1 FARMLAND	Taxable Total:	21,560
			100% Alberta School Foundation Fund		
4072000	SW-13-23-22-4	155.99 Acres		I Individual	
	F LAND		T 1 FARMLAND	Taxable Total:	35,960
			100% Alberta School Foundation Fund		
4073000	NE-14-23-22-4	160.00 Acres		I Individual	
	F LAND		T 1 FARMLAND	Taxable Total:	35,690
			100% Alberta School Foundation Fund		
4074000	NW-14-23-22-4	80.00 Acres		LSD 13 & 14	
				I Individual	
	F LAND		T 1 FARMLAND	Taxable Total:	12,730
			100% Alberta School Foundation Fund		
4075000	NW-14-23-22-4	80.00 Acres		LSD 11 & 12	
				I Individual	
	F LAND		T 1 FARMLAND	Taxable Total:	13,620
			100% Alberta School Foundation Fund		
4076000	SE-14-23-22-4	160.00 Acres		I Individual	
	F LAND		T 1 FARMLAND	Taxable Total:	36,170
			100% Alberta School Foundation Fund		
4077000	SW-14-23-22-4	160.00 Acres		I Individual	
	F LAND		T 1 FARMLAND	Taxable Total:	37,650
			100% Alberta School Foundation Fund		
4078000	NE-15-23-22-4	160.00 Acres		I Individual	
	F LAND		T 1 FARMLAND	Taxable Total:	18,640
			100% Alberta School Foundation Fund		
4079000	NW-15-23-22-4	160.00 Acres		I Individual	
	F LAND & IMPROVEMENTS		T 1 FARMLAND		37,610



2019 Assessment Roll (Valuation Date 1-July, 2019) 2020 Taxation Year, Wheatland County

Assessment Year: 2019
Tax Year: 2020

Roll	Legal Address					Total
	R		E 903	FARM BUILDING EXEMPT		6,850
			100%	Alberta School Foundation Fund	Totals:	44,460
4080000	SE-15-23-22-4	160.00 Acres			I Individual	
	222028 TWP RD 232					
	F LAND & IMPROVEMENTS		T 1	FARMLAND		27,480
	R		T 103	RESIDENTIAL LAND & IMPROVEMENTS		201,760
					Taxable Total:	229,240
	R		E 901	RURAL RESIDENCE EXEMPTION (RAP)		121,840
	R		E 903	FARM BUILDING EXEMPT		3,460
			100%	Alberta School Foundation Fund	Exempt Total:	125,300
					Totals:	354,540
4081000	SW-15-23-22-4	160.00 Acres			I Individual	
	232041 RGE RD 223					
	F LAND & IMPROVEMENTS		T 1	FARMLAND		34,320
	R		T 103	RESIDENTIAL LAND & IMPROVEMENTS		273,060
					Taxable Total:	307,380
	R		E 901	RURAL RESIDENCE EXEMPTION (RAP)		61,540
	R		E 903	FARM BUILDING EXEMPT		29,900
			100%	Alberta School Foundation Fund	Exempt Total:	91,440
					Totals:	398,820
4082000	NE-16-23-22-4	160.00 Acres			I Individual	
	F LAND		T 1	FARMLAND	Taxable Total:	39,700
			100%	Alberta School Foundation Fund		
4083000	NW-16-23-22-4	160.00 Acres			I Individual	
	F LAND		T 1	FARMLAND	Taxable Total:	35,380
			100%	Alberta School Foundation Fund		
4084000	SE-16-23-22-4	160.00 Acres			I Individual	
	F LAND		T 1	FARMLAND	Taxable Total:	36,480
			100%	Alberta School Foundation Fund		
4085000	SW-16-23-22-4	160.00 Acres			I Individual	
	F LAND		T 1	FARMLAND	Taxable Total:	33,390
			100%	Alberta School Foundation Fund		



2019 Assessment Roll (Valuation Date 1-July, 2019) 2020 Taxation Year, Wheatland County

Assessment Year: 2019
Tax Year: 2020

Roll	Legal Address				Total
4086000	NE-17-23-22-4 160.00 Acres				
		I Individual			
	F LAND	T 1	FARMLAND	Taxable Total:	25,550
		100% Alberta School Foundation Fund			
4087000	NW-17-23-22-4 160.00 Acres				
		I Individual			
	F LAND	T 1	FARMLAND	Taxable Total:	36,750
		100% Alberta School Foundation Fund			
4088000	SE-17-23-22-4 80.00 Acres				
	232028 RGE RD 224	NORTH HALF			
		I Individual			
	F LAND & IMPROVEMENTS	T 1	FARMLAND		12,170
	R	T 103	RESIDENTIAL LAND & IMPROVEMENTS		228,630
		Taxable Total:			240,800
	R	E 901	RURAL RESIDENCE EXEMPTION (RAP)		12,170
	R	E 903	FARM BUILDING EXEMPT		6,800
		100% Alberta School Foundation Fund			
		Exempt Total:			18,970
		Totals:			259,770
4089000	SE-17-23-22-4 80.00 Acres				
		LSD 1,2			
		C Corporation			
	F LAND	T 1	FARMLAND	Taxable Total:	15,430
		100% Alberta School Foundation Fund			
4090000	SW-17-23-22-4 159.67 Acres				
		I Individual			
	F LAND	T 1	FARMLAND	Taxable Total:	21,150
		100% Alberta School Foundation Fund			
4092000	NE-18-23-22-4 160.00 Acres				
		I Individual			
	F LAND	T 1	FARMLAND	Taxable Total:	37,730
		100% Alberta School Foundation Fund			
4093000	NW-18-23-22-4 148.00 Acres				
	232063A HWY 1	I Individual			
	F LAND & IMPROVEMENTS	T 1	FARMLAND		22,360
	R	T 103	RESIDENTIAL LAND & IMPROVEMENTS		422,000
		Taxable Total:			444,360
	R	E 901	RURAL RESIDENCE EXEMPTION (RAP)		61,540
	R	E 903	FARM BUILDING EXEMPT		9,650
		Exempt Total:			71,190



2019 Assessment Roll (Valuation Date 1-July, 2019) 2020 Taxation Year, Wheatland County

Assessment Year: 2019
Tax Year: 2020

Roll	Legal Address	100% Alberta School Foundation Fund				Total
					Totals:	515,550
4094000	SE-18-23-22-4 225012 TWP RD 232	158.86 Acres				
			I Individual			
	F LAND & IMPROVEMENTS		T 1	FARMLAND		33,640
	R		T 103	RESIDENTIAL LAND & IMPROVEMENTS		196,360
			Taxable Total:			230,000
	R		E 901	RURAL RESIDENCE EXEMPTION (RAP)		61,540
			100% Alberta School Foundation Fund			Totals: 291,540
4095000	SW-18-23-22-4	148.00 Acres				
			C Corporation			
	F LAND		T 1	FARMLAND		Taxable Total: 32,360
100% Alberta School Foundation Fund						
4096000	NE-19-23-22-4	154.55 Acres				
			I Individual			
	F LAND		T 1	FARMLAND		Taxable Total: 33,690
			100% Alberta School Foundation Fund			
4096010	1111038 1 1 NE-19-23-22-4 233080A RGE RD 225	5.45 Acres	NE CORNER			
			I Individual			
	R LAND & IMPROVEMENTS		T 101	RESIDENTIAL IMPROVEMENT NIL RAP ALLOW		39,600
	R		T 103	RESIDENTIAL LAND & IMPROVEMENTS		260,860
			Taxable Total:			300,460
	R		E 901	RURAL RESIDENCE EXEMPTION (RAP)		61,540
100% Alberta School Foundation Fund						Totals: 362,000
4097000	NW-19-23-22-4	148.00 Acres				
			I Individual			
	F LAND		T 1	FARMLAND		Taxable Total: 32,370
			100% Alberta School Foundation Fund			
4098000	SE-19-23-22-4	160.00 Acres				
			I Individual			
	F LAND		T 1	FARMLAND		Taxable Total: 38,340
100% Alberta School Foundation Fund						
4100000	SW-19-23-22-4	148.00 Acres				
			I Individual			
	F LAND		T 1	FARMLAND		Taxable Total: 32,620
100% Alberta School Foundation Fund						



2019 Assessment Roll (Valuation Date 1-July, 2019) 2020 Taxation Year, Wheatland County

Assessment Year: 2019
Tax Year: 2020

Roll	Legal Address	Total
4101000	0511290 3 1 NE-20-23-22-4 227.02 Acres F LAND T 1 FARMLAND 100% Alberta School Foundation Fund	NE 108.86ac SE 118.36ac I Individual Taxable Total: 43,800
4101010	0112123 1 1 NE-20-23-22-4 17.04 Acres 224019 TWP RD 234 F LAND & IMPROVEMENTS T 1 FARMLAND R T 103 RESIDENTIAL LAND & IMPROVEMENTS R E 901 RURAL RESIDENCE EXEMPTION (RAP) R E 903 FARM BUILDING EXEMPT 100% Alberta School Foundation Fund	NORTHWEST CORNER I Individual 2,120 338,080 Taxable Total: 340,200 2,120 50,300 Exempt Total: 52,420 Totals: 392,620
4101020	0511288 2 1 NE-20-23-22-4 32.66 Acres 233070 RGE RD 224 F LAND & IMPROVEMENTS T 1 FARMLAND R T 103 RESIDENTIAL LAND & IMPROVEMENTS R E 901 RURAL RESIDENCE EXEMPTION (RAP) 100% Alberta School Foundation Fund	EAST OF CANAL I Individual 5,890 437,610 Taxable Total: 443,500 5,890 Totals: 449,390
4102000	NW-20-23-22-4 160.00 Acres F LAND T 1 FARMLAND 100% Alberta School Foundation Fund	I Individual Taxable Total: 35,480
4103000	0511288 2 2 SE-20-23-22-4 41.86 Acres 233038 RGE RD 224 F LAND & IMPROVEMENTS T 1 FARMLAND R T 103 RESIDENTIAL LAND & IMPROVEMENTS R E 901 RURAL RESIDENCE EXEMPTION (RAP) 100% Alberta School Foundation Fund	EAST OF CANAL I Individual 8,220 232,180 Taxable Total: 240,400 8,220 Totals: 248,620
4104000	SW-20-23-22-4 160.00 Acres F LAND T 1 FARMLAND 100% Alberta School Foundation Fund	I Individual Taxable Total: 38,930
4105000	NE-21-23-22-4 155.01 Acres 223035 TWP RD 234	Country Road Computer Services I Individual



2019 Assessment Roll (Valuation Date 1-July, 2019) 2020 Taxation Year, Wheatland County

Assessment Year: 2019
Tax Year: 2020

Roll	Legal Address				Total
	F	LAND & IMPROVEMENTS	T 1	FARMLAND	36,060
	R		T 103	RESIDENTIAL LAND & IMPROVEMENTS	440,180
	NR		T 105	NON-RESEIDENTIAL LAND & IMPROVEMENTS	2,660
				Taxable Total:	478,900
	R		E 901	RURAL RESIDENCE EXEMPTION (RAP)	36,060
	R		E 903	FARM BUILDING EXEMPT	5,200
			100%	Alberta School Foundation Fund	41,260
				Exempt Total:	41,260
				Totals:	520,160
4105010		0812867 1 1 NE-21-23-22-4 4.99 Acres 223003 TWP RD 234		NE CORNER I Individual	
	R	LAND & IMPROVEMENTS	T 103	RESIDENTIAL LAND & IMPROVEMENTS	545,300
			100%	Alberta School Foundation Fund	
4106000		NW-21-23-22-4 160.00 Acres		I Individual	
	F	LAND	T 1	FARMLAND	35,810
			100%	Alberta School Foundation Fund	
4107000		SE-21-23-22-4 160.00 Acres		I Individual	
	F	LAND	T 1	FARMLAND	36,440
			100%	Alberta School Foundation Fund	
4108000		SW-21-23-22-4 160.00 Acres		I Individual	
	F	LAND	T 1	FARMLAND	32,450
			100%	Alberta School Foundation Fund	
4109000		NE-22-23-22-4 160.00 Acres		I Individual	
	F	LAND	T 1	FARMLAND	34,510
			100%	Alberta School Foundation Fund	
4110000		NW-22-23-22-4 160.00 Acres		I Individual	
	F	LAND	T 1	FARMLAND	34,760
			100%	Alberta School Foundation Fund	
4111000		SE-22-23-22-4 160.00 Acres		I Individual	
	F	LAND	T 1	FARMLAND	13,250
			100%	Alberta School Foundation Fund	



2019 Assessment Roll (Valuation Date 1-July, 2019) 2020 Taxation Year, Wheatland County

Assessment Year: 2019
Tax Year: 2020

Roll	Legal Address	Total
4112000	SW-22-23-22-4 160.00 Acres	
	I Individual	
	F LAND T 1 FARMLAND 100% Alberta School Foundation Fund	Taxable Total: 38,410
4113000	NE-23-23-22-4 160.00 Acres	
	I Individual	
	F LAND T 1 FARMLAND 100% Alberta School Foundation Fund	Taxable Total: 13,390
4114000	NW-23-23-22-4 160.00 Acres	
	I Individual	
	F LAND T 1 FARMLAND 100% Alberta School Foundation Fund	Taxable Total: 25,270
4115000	SE-23-23-22-4 160.00 Acres	
	I Individual	
	F LAND T 1 FARMLAND 100% Alberta School Foundation Fund	Taxable Total: 35,130
4116000	SW-23-23-22-4 160.00 Acres	
	I Individual	
	F LAND T 1 FARMLAND 100% Alberta School Foundation Fund	Taxable Total: 31,520
4117000	NE-24-23-22-4 160.00 Acres	
	I Individual	
	F LAND T 1 FARMLAND 100% Alberta School Foundation Fund	Taxable Total: 35,000
4118000	NW-24-23-22-4 158.52 Acres	
	I Individual	
	F LAND T 1 FARMLAND 100% Alberta School Foundation Fund	Taxable Total: 27,030
4119000	SE-24-23-22-4 133.28 Acres	
	I Individual	
	F LAND T 1 FARMLAND 100% Alberta School Foundation Fund	Taxable Total: 20,230
4120000	SW-24-23-22-4 159.92 Acres	
	233029 RGE RD 221	I Individual
	F LAND & IMPROVEMENTS T 1 FARMLAND	Taxable Total: 18,860



2019 Assessment Roll (Valuation Date 1-July, 2019) 2020 Taxation Year, Wheatland County

Assessment Year: 2019
Tax Year: 2020

Roll	Legal Address					Total
	R		T	103	RESIDENTIAL LAND & IMPROVEMENTS	179,660
					Taxable Total:	198,520
	R		E	901	RURAL RESIDENCE EXEMPTION (RAP)	61,540
	R		E	903	FARM BUILDING EXEMPT	64,510
				100%	Alberta School Foundation Fund	126,050
					Exempt Total:	126,050
					Totals:	324,570
4121000	NE-25-23-22-4	100.00 Acres			I Individual	
	F	LAND	T	1	FARMLAND	
				100%	Alberta School Foundation Fund	22,280
4121010	0310865 1 1	NE-25-23-22-4 60.00 Acres			SOUTH PORTION	
					I Individual	
	F	LAND	T	1	FARMLAND	
				100%	Alberta School Foundation Fund	12,100
4122000	NW-25-23-22-4	160.00 Acres			I Individual	
	F	LAND	T	1	FARMLAND	
				100%	Alberta School Foundation Fund	35,250
4123000	SE-25-23-22-4	160.00 Acres			I Individual	
	F	LAND	T	1	FARMLAND	
				100%	Alberta School Foundation Fund	33,830
4124000	SW-25-23-22-4	160.00 Acres			I Individual	
	F	LAND	T	1	FARMLAND	
				100%	Alberta School Foundation Fund	34,600
4125000	NE-26-23-22-4	159.33 Acres			I Individual	
	F	LAND	T	1	FARMLAND	
				100%	Alberta School Foundation Fund	31,770
4126000	NW-26-23-22-4	160.00 Acres			I Individual	
	F	LAND	T	1	FARMLAND	
				100%	Alberta School Foundation Fund	30,880
4127000	SE-26-23-22-4	159.11 Acres			C Corporation	



2019 Assessment Roll (Valuation Date 1-July, 2019) 2020 Taxation Year, Wheatland County

Assessment Year: 2019
Tax Year: 2020

Roll	Legal Address					Total
	F	LAND	T	1	FARMLAND	Taxable Total: 36,060
4128000	SW-26-23-22-4	154.34 Acres			100% Alberta School Foundation Fund	
					I Individual	
	F	LAND	T	1	FARMLAND	Taxable Total: 27,950
4129000	6444BM SW-26-23-22-4	2.14 Acres			100% Alberta School Foundation Fund	
					ABANDONED ROAD ALLOWANCE,	
					I Individual	
	R	LAND	T	104	RESIDENTIAL VACANT LAND	Taxable Total: 19,300
4130000	NE-27-23-22-4	160.00 Acres			100% Alberta School Foundation Fund	
					I Individual	
	F	LAND	T	1	FARMLAND	Taxable Total: 19,880
4131000	NW-27-23-22-4	160.00 Acres			100% Alberta School Foundation Fund	
					I Individual	
	F	LAND	T	1	FARMLAND	Taxable Total: 15,180
4132000	SE-27-23-22-4	160.00 Acres			100% Alberta School Foundation Fund	
					I Individual	
	F	LAND	T	1	FARMLAND	Taxable Total: 21,920
4133000	SW-27-23-22-4	160.00 Acres			100% Alberta School Foundation Fund	
		234029A RGE RD 223			I Individual	
	F	LAND & IMPROVEMENTS	T	1	FARMLAND	21,870
	R		T	103	RESIDENTIAL LAND & IMPROVEMENTS	328,930
					Taxable Total:	350,800
	R		E	901	RURAL RESIDENCE EXEMPTION (RAP)	21,870
					100% Alberta School Foundation Fund	
					Totals:	372,670
4135000	NE-28-23-22-4	160.00 Acres				
		234044 RGE RD 223			I Individual	
	F	LAND & IMPROVEMENTS	T	1	FARMLAND	16,710
	R		T	103	RESIDENTIAL LAND & IMPROVEMENTS	238,840
					Taxable Total:	255,550
	R		E	901	RURAL RESIDENCE EXEMPTION (RAP)	61,540
	R		E	903	FARM BUILDING EXEMPT	11,880



2019 Assessment Roll (Valuation Date 1-July, 2019) 2020 Taxation Year, Wheatland County

Assessment Year: 2019
Tax Year: 2020

Roll	Legal Address					Total
			100% Alberta School Foundation Fund	Exempt Total:		73,420
				Totals:		328,970
4136000	NW-28-23-22-4	160.00 Acres		I Individual		
	F LAND		T 1 FARMLAND	Taxable Total:		11,380
			100% Alberta School Foundation Fund			
4137000	SE-28-23-22-4	160.00 Acres		I Individual		
	F LAND		T 1 FARMLAND	Taxable Total:		34,300
			100% Alberta School Foundation Fund			
4138000	SW-28-23-22-4	150.00 Acres		SOUTHWEST OF IRRIGATION DITCH		
	F LAND		T 1 FARMLAND	Taxable Total:		31,430
			100% Alberta School Foundation Fund			
4139000	SW-28-23-22-4	10.00 Acres		NORTHWEST CORNER		
	234039 RGE RD 224			I Individual		
	F LAND & IMPROVEMENTS		T 1 FARMLAND			590
	R		T 103 RESIDENTIAL LAND & IMPROVEMENTS			310,660
				Taxable Total:		311,250
	R		E 901 RURAL RESIDENCE EXEMPTION (RAP)			61,540
			100% Alberta School Foundation Fund	Totals:		372,790
4140000	NE-29-23-22-4	155.30 Acres		I Individual		
	F LAND		T 1 FARMLAND	Taxable Total:		21,010
			100% Alberta School Foundation Fund			
4141000	NW-29-23-22-4	155.80 Acres		I Individual		
	234075 RGE RD 225					
	F LAND & IMPROVEMENTS		T 1 FARMLAND			22,160
	R		T 103 RESIDENTIAL LAND & IMPROVEMENTS			294,000
				Taxable Total:		316,160
	R		E 901 RURAL RESIDENCE EXEMPTION (RAP)			43,170
	R		E 903 FARM BUILDING EXEMPT			3,270
			100% Alberta School Foundation Fund	Exempt Total:		46,440
				Totals:		362,600
4142000	SE-29-23-22-4	160.00 Acres		I Individual		
	F LAND		T 1 FARMLAND	Taxable Total:		35,150



2019 Assessment Roll (Valuation Date 1-July, 2019) 2020 Taxation Year, Wheatland County

Assessment Year: 2019
Tax Year: 2020

Roll	Legal Address						Total
			100% Alberta School Foundation Fund				
4143000	SW-29-23-22-4	160.00 Acres				I Individual	
	F LAND		T 1 FARMLAND		Taxable Total:		35,580
			100% Alberta School Foundation Fund				
4144000	NE-30-23-22-4	160.00 Acres				I Individual	
	234054 RGE RD 225						
	F LAND & IMPROVEMENTS		T 1 FARMLAND				30,220
	R		T 103 RESIDENTIAL LAND & IMPROVEMENTS				191,060
					Taxable Total:		221,280
	R		E 901 RURAL RESIDENCE EXEMPTION (RAP)				61,540
			100% Alberta School Foundation Fund				
					Totals:		282,820
4145000	NW-30-23-22-4	142.35 Acres				I Individual	
	F LAND		T 1 FARMLAND		Taxable Total:		34,310
			100% Alberta School Foundation Fund				
4146000	SE-30-23-22-4	160.00 Acres				I Individual	
	F LAND		T 1 FARMLAND		Taxable Total:		12,500
			100% Alberta School Foundation Fund				
4147000	SW-30-23-22-4	144.47 Acres				I Individual	
	F LAND		T 1 FARMLAND		Taxable Total:		11,430
			100% Alberta School Foundation Fund				
4148000	NE-31-23-22-4	160.00 Acres				I Individual	
	F LAND		T 1 FARMLAND		Taxable Total:		39,630
			100% Alberta School Foundation Fund				
4149000	NW-31-23-22-4	148.00 Acres				I Individual	
	F LAND		T 1 FARMLAND		Taxable Total:		34,480
			100% Alberta School Foundation Fund				
4150000	SE-31-23-22-4	160.00 Acres				I Individual	
	F LAND		T 1 FARMLAND		Taxable Total:		36,340



2019 Assessment Roll (Valuation Date 1-July, 2019) 2020 Taxation Year, Wheatland County

Assessment Year: 2019
Tax Year: 2020

Roll	Legal Address					Total
	100% Alberta School Foundation Fund					
4151000	SW-31-23-22-4	148.00 Acres			I Individual	
	F LAND		T 1 FARMLAND		Taxable Total:	30,710
	100% Alberta School Foundation Fund					
4152000	9310671 E NE-32-23-22-4	165.71 Acres			NORTH OF CANAL IN N.E. 1/4 I Individual	
	F LAND		T 1 FARMLAND		Taxable Total:	10,250
	100% Alberta School Foundation Fund					
4153000	NE-32-23-22-4	25.90 Acres			SOUTH OF CANAL I Individual	
	F LAND		T 1 FARMLAND		Taxable Total:	2,720
	100% Alberta School Foundation Fund					
4154000	NW-32-23-22-4	128.94 Acres			WEST OF CANAL I Individual	
	F LAND		T 1 FARMLAND		Taxable Total:	22,450
	100% Alberta School Foundation Fund					
4156000	SE-32-23-22-4	159.90 Acres			I Individual	
	F LAND		T 1 FARMLAND		Taxable Total:	35,910
	100% Alberta School Foundation Fund					
4158000	SW-32-23-22-4	160.00 Acres			I Individual	
	F LAND		T 1 FARMLAND		Taxable Total:	37,490
	100% Alberta School Foundation Fund					
4159000	NE-33-23-22-4	160.00 Acres			I Individual	
	F LAND		T 1 FARMLAND		Taxable Total:	34,880
	100% Alberta School Foundation Fund					
4160000	NW-33-23-22-4	160.00 Acres			I Individual	
	F LAND		T 1 FARMLAND		Taxable Total:	20,250
	100% Alberta School Foundation Fund					
4161000	SE-33-23-22-4	159.65 Acres			I Individual	



2019 Assessment Roll (Valuation Date 1-July, 2019) 2020 Taxation Year, Wheatland County

Assessment Year: 2019
Tax Year: 2020

Roll	Legal Address					Total
	F	LAND	T	1	FARMLAND	
					100% Alberta School Foundation Fund	Taxable Total: 14,930
4162000	SW-33-23-22-4	160.00 Acres				I Individual
	F	LAND	T	1	FARMLAND	
					100% Alberta School Foundation Fund	Taxable Total: 21,820
4163000	NE-34-23-22-4	160.00 Acres				I Individual
	F	LAND	T	1	FARMLAND	
					100% Alberta School Foundation Fund	Taxable Total: 37,790
4164000	NW-34-23-22-4	160.00 Acres				I Individual
	F	LAND	T	1	FARMLAND	
					100% Alberta School Foundation Fund	Taxable Total: 39,610
4165000	SE-34-23-22-4	160.00 Acres				C Corporation
	F	LAND	T	1	FARMLAND	
					100% Alberta School Foundation Fund	Taxable Total: 40,590
4166000	SW-34-23-22-4	155.50 Acres				I Individual
	F	LAND	T	1	FARMLAND	
					100% Alberta School Foundation Fund	Taxable Total: 33,600
4167000	5961FJ A SW-34-23-22-4	4.50 Acres				SOUTHWEST CORNER I Individual
	F	LAND	T	1	FARMLAND	
					100% Alberta School Foundation Fund	Taxable Total: 280
4168000	NE-35-23-22-4	160.00 Acres				I Individual
	F	LAND	T	1	FARMLAND	
					100% Alberta School Foundation Fund	Taxable Total: 38,790
4169000	NW-35-23-22-4	150.00 Acres				I Individual
	F	LAND	T	1	FARMLAND	
					100% Alberta School Foundation Fund	Taxable Total: 36,000



2019 Assessment Roll (Valuation Date 1-July, 2019) 2020 Taxation Year, Wheatland County

Assessment Year: 2019
Tax Year: 2020

Roll	Legal Address	Total
4169010	9512600 1 NW-35-23-22-4 10.00 Acres 221079 TWP RD 240	NORTHWEST CORNER I Individual
	F LAND & IMPROVEMENTS T 1 FARMLAND	770
	R T 103 RESIDENTIAL LAND & IMPROVEMENTS	293,530
		Taxable Total: 294,300
	R E 901 RURAL RESIDENCE EXEMPTION (RAP)	770
	R E 903 FARM BUILDING EXEMPT	34,800
	100% Alberta School Foundation Fund	Exempt Total: 35,570
		Totals: 329,870
4170000	SE-35-23-22-4 156.49 Acres	C Corporation
	F LAND T 1 FARMLAND	Taxable Total: 29,040
	100% Alberta School Foundation Fund	
4171000	4092DN A SE-35-23-22-4 3.00 Acres	S.E. CORNER, NORTH OF ROAD C Corporation
	F LAND T 1 FARMLAND	Taxable Total: 430
	100% Alberta School Foundation Fund	
4172000	SW-35-23-22-4 138.48 Acres	I Individual
	F LAND T 1 FARMLAND	Taxable Total: 26,360
	100% Alberta School Foundation Fund	
4172010	1611424 1 1 SW-35-23-22-4 21.52 Acres 235037 RGE RD 222	NW corner I Individual
	F LAND & IMPROVEMENTS T 1 FARMLAND	3,000
	R T 103 RESIDENTIAL LAND & IMPROVEMENTS	267,640
		Taxable Total: 270,640
	R E 901 RURAL RESIDENCE EXEMPTION (RAP)	29,360
	R E 903 FARM BUILDING EXEMPT	176,080
	100% Alberta School Foundation Fund	Exempt Total: 205,440
		Totals: 476,080
4173000	NE-36-23-22-4 157.34 Acres	I Individual
	F LAND T 1 FARMLAND	Taxable Total: 10,610
	100% Alberta School Foundation Fund	
4173010	0913795 1 1 NE-36-23-22-4 2.66 Acres 220023 TWP RD 240	N PART W OF CREEK I Individual
	R LAND & IMPROVEMENTS T 103 RESIDENTIAL LAND & IMPROVEMENTS	Taxable Total: 335,100



2019 Assessment Roll (Valuation Date 1-July, 2019) 2020 Taxation Year, Wheatland County

Assessment Year: 2019
Tax Year: 2020

Roll	Legal Address				Total
100% Alberta School Foundation Fund					
4175000	NW-36-23-22-4	112.82 Acres			
				I Individual	
	F LAND		T 1 FARMLAND	Taxable Total:	28,490
100% Alberta School Foundation Fund					
4175010	1110071 1 2 NW-36-23-22-4 37.67 Acres			S of Watercourse Industrial Storage Shop	
	235045 RGE RD 221			I Individual	
	F LAND & IMPROVEMENTS		T 1 FARMLAND		7,240
	R		T 103 RESIDENTIAL LAND & IMPROVEMENTS		397,720
	NR		T 105 NON-RESEIDENTIAL LAND & IMPROVEMENTS		336,990
				Taxable Total:	741,950
	R		E 901 RURAL RESIDENCE EXEMPTION (RAP)		7,240
100% Alberta School Foundation Fund					
				Totals:	749,190
4175020	0815879 1 1 NW-36-23-22-4 9.52 Acres			NW CORNER	
	235071 RGE RD 221			I Individual	
	R LAND & IMPROVEMENTS		T 103 RESIDENTIAL LAND & IMPROVEMENTS	Taxable Total:	422,300
100% Alberta School Foundation Fund					
4176000	SE-36-23-22-4	160.00 Acres			
				I Individual	
	F LAND		T 1 FARMLAND	Taxable Total:	28,630
100% Alberta School Foundation Fund					
4177000	SW-36-23-22-4	120.00 Acres		LSD 3&4 & S. 1/2 LSD 5&6	
				I Individual	
	F LAND		T 1 FARMLAND	Taxable Total:	28,470
100% Alberta School Foundation Fund					
4178000	SW-36-23-22-4	40.00 Acres		N.1/2 LSD 5&6 Former County Gravel Pit	
				M Municipal	
	F LAND		T 1 FARMLAND	Taxable Total:	7,000
100% Alberta School Foundation Fund					
4179000	NE-1-24-22-4	150.98 Acres			
				I Individual	
	F LAND		T 1 FARMLAND	Taxable Total:	24,070
100% Alberta School Foundation Fund					
4180000	53/319 B NE-1-24-22-4 3.14 Acres			2691 1/2EF Parcel B N.E.CORNER	
				I Individual	
	F LAND		T 1 FARMLAND	Taxable Total:	190



2019 Assessment Roll (Valuation Date 1-July, 2019) 2020 Taxation Year, Wheatland County

Assessment Year: 2019
Tax Year: 2020

Roll	Legal Address					Total
100% Alberta School Foundation Fund						
4181000	NW-1-24-22-4	118.21 Acres				
			I Individual			
	F LAND		T 1 FARMLAND	Taxable Total:	19,910	
100% Alberta School Foundation Fund						
4181010	9512601 1 N -1-24-22-4	44.95 Acres				
			NORTHERLY 709.61 FEET			
			I Individual			
	F LAND		T 1 FARMLAND	Taxable Total:	5,400	
100% Alberta School Foundation Fund						
4182000	SE-1-24-22-4	160.00 Acres				
			I Individual			
	F LAND		T 1 FARMLAND	Taxable Total:	21,360	
100% Alberta School Foundation Fund						
4183000	SW-1-24-22-4	160.00 Acres				
			I Individual			
	F LAND		T 1 FARMLAND	Taxable Total:	38,050	
100% Alberta School Foundation Fund						
4184000	NE-2-24-22-4	159.26 Acres				
			I Individual			
	F LAND		T 1 FARMLAND	Taxable Total:	36,780	
100% Alberta School Foundation Fund						
4185000	NW-2-24-22-4	152.50 Acres				
			I Individual			
	F LAND		T 1 FARMLAND	Taxable Total:	32,990	
100% Alberta School Foundation Fund						
4185010	0212532 1 1 NW-2-24-22-4	7.50 Acres				
	240077 RGE RD 222		NORTHWEST CORNER			
			I Individual			
	F LAND & IMPROVEMENTS		T 1 FARMLAND		810	
	R		T 103 RESIDENTIAL LAND & IMPROVEMENTS		430,990	
			Taxable Total:			431,800
	R		E 901 RURAL RESIDENCE EXEMPTION (RAP)		810	
			100% Alberta School Foundation Fund	Totals:	432,610	
100% Alberta School Foundation Fund						
4186000	SE-2-24-22-4	160.00 Acres				
			I Individual			
	F LAND		T 1 FARMLAND	Taxable Total:	38,420	



2019 Assessment Roll (Valuation Date 1-July, 2019) 2020 Taxation Year, Wheatland County

Assessment Year: 2019
Tax Year: 2020

Roll	Legal Address						Total
100% Alberta School Foundation Fund							
4187000	SW-2-24-22-4	154.40 Acres					
	221080 TWP RD 240						
			I Individual				
	F LAND & IMPROVEMENTS		T 1	FARMLAND			19,780
	R		T 103	RESIDENTIAL LAND & IMPROVEMENTS			194,930
			Taxable Total:				214,710
	R		E 901	RURAL RESIDENCE EXEMPTION (RAP)			55,680
	R		E 903	FARM BUILDING EXEMPT			10,510
			100% Alberta School Foundation Fund				
			Exempt Total:				66,190
			Totals:				280,900
4187010	0313471 1 1	SW-2-24-22-4 3.00 Acres					
	221048 TWP RD 240						
			SE CORNER				
			I Individual				
	R LAND & IMPROVEMENTS		T 103	RESIDENTIAL LAND & IMPROVEMENTS			Taxable Total: 236,700
100% Alberta School Foundation Fund							
4187020	IRR149 RW 24	SW-2-24-22-4 2.60 Acres					
			Thru LSD 4 & 5				
			I Individual				
	NR LAND		E 167	WESTERN IRRIGATION DIST EXEMPT			Exempt Total: 2,770
			100% Alberta School Foundation Fund				
4188000	NE-3-24-22-4	157.00 Acres					
			I Individual				
	F LAND		T 1	FARMLAND			Taxable Total: 38,010
			100% Alberta School Foundation Fund				
4188010	1211463 1 1	NE-3-24-22-4 3.00 Acres					
	240056 RGE RD 222						
			NORTHEAST CORNER OF LSD 9				
			I Individual				
	R LAND & IMPROVEMENTS		T 103	RESIDENTIAL LAND & IMPROVEMENTS			169,980
	R		E 901	RURAL RESIDENCE EXEMPTION (RAP)			30,770
	R		E 903	FARM BUILDING EXEMPT			3,360
			100% Alberta School Foundation Fund				
			Exempt Total:				34,130
			Totals:				204,110
4189000	NW-3-24-22-4	140.83 Acres					
			I Individual				
	F LAND		T 1	FARMLAND			Taxable Total: 32,730
100% Alberta School Foundation Fund							
4189010	NW-3-24-22-4	5.86 Acres					
	240081 RGE RD 223						
			NORTHWEST CORNER				
			I Individual				
	F LAND & IMPROVEMENTS		T 1	FARMLAND			250



2019 Assessment Roll (Valuation Date 1-July, 2019) 2020 Taxation Year, Wheatland County

Assessment Year: 2019
Tax Year: 2020

Roll	Legal Address				Total
	R	T 103	RESIDENTIAL LAND & IMPROVEMENTS		261,050
				Taxable Total:	261,300
	R	E 901	RURAL RESIDENCE EXEMPTION (RAP)		250
	R	E 903	FARM BUILDING EXEMPT		7,880
		100%	Alberta School Foundation Fund	Exempt Total:	8,130
				Totals:	269,430
4189020	0812959 1 1 W -3-24-22-4 13.79 Acres 222044 TWP RD 240			SE CRNR LSD 11 & NE CRNR LSD 6 I Individual	
	F LAND & IMPROVEMENTS	T 1	FARMLAND		1,860
	R	T 103	RESIDENTIAL LAND & IMPROVEMENTS		354,560
				Taxable Total:	356,420
	R	E 901	RURAL RESIDENCE EXEMPTION (RAP)		61,540
	R	E 903	FARM BUILDING EXEMPT		142,950
		100%	Alberta School Foundation Fund	Exempt Total:	204,490
				Totals:	560,910
4189030	0811450 RW 24 NW-3-24-22-4 5.80 Acres			CANAL THROUGH LSD 11,14,13 I Individual	
	NR LAND	E 167	WESTERN IRRIGATION DIST EXEMPT	Exempt Total:	6,190
		100%	Alberta School Foundation Fund		
4190000	SE-3-24-22-4 154.21 Acres			I Individual	
	F LAND	T 1	FARMLAND	Taxable Total:	33,580
		100%	Alberta School Foundation Fund		
4190010	IRR394 RW 24 SE-3-24-22-4 3.80 Acres			Thru LSD 7 & 8 I Individual	
	NR LAND	E 167	WESTERN IRRIGATION DIST EXEMPT	Exempt Total:	4,050
		100%	Alberta School Foundation Fund		
4190020	1911463 2 1 SE-3-24-22-4 1.99 Acres			SE Corner Future Bulk Water Fill Station I Individual	
	NR LAND	E 162	OTHER MUNICIPAL EXEMPT	Exempt Total:	62,790
		100%	Alberta School Foundation Fund		
4191000	SW-3-24-22-4 151.69 Acres			I Individual	
	F LAND	T 1	FARMLAND	Taxable Total:	37,600
		100%	Alberta School Foundation Fund		
4191010	0811450 RW 24 SW-3-24-22-4 2.03 Acres			CANAL THROUGH CORNER LSD 6 I Individual	



2019 Assessment Roll (Valuation Date 1-July, 2019) 2020 Taxation Year, Wheatland County

Assessment Year: 2019
Tax Year: 2020

Roll	Legal Address						Total
	NR	LAND	E	167	WESTERN IRRIGATION DIST EXEMPT	Exempt Total:	2,170
				100%	Alberta School Foundation Fund		
4192000	NE-4-24-22-4	160.00 Acres				I Individual	
	240064 RGE RD 223						
	F	LAND & IMPROVEMENTS	T	1	FARMLAND		29,480
	R		T	103	RESIDENTIAL LAND & IMPROVEMENTS		456,020
						Taxable Total:	485,500
	R		E	901	RURAL RESIDENCE EXEMPTION (RAP)		29,480
				100%	Alberta School Foundation Fund	Totals:	514,980
4193000	NW-4-24-22-4	160.00 Acres				I Individual	
	F	LAND	T	1	FARMLAND	Taxable Total:	30,960
				100%	Alberta School Foundation Fund		
4194000	SE-4-24-22-4	155.00 Acres				I Individual	
	F	LAND	T	1	FARMLAND	Taxable Total:	35,230
				100%	Alberta School Foundation Fund		
4194010	1512728 1 1	SE-4-24-22-4 5.00 Acres				177m N of SE corner LSD 1	
	240014 RGE RD 223					I Individual	
	R	LAND & IMPROVEMENTS	T	103	RESIDENTIAL LAND & IMPROVEMENTS	Taxable Total:	357,300
				100%	Alberta School Foundation Fund		
4195000	SW-4-24-22-4	160.00 Acres				I Individual	
	F	LAND	T	1	FARMLAND	Taxable Total:	37,440
				100%	Alberta School Foundation Fund		
4196000	NE-5-24-22-4	160.00 Acres				C Corporation	
	F	LAND	T	1	FARMLAND	Taxable Total:	35,500
				100%	Alberta School Foundation Fund		
4197000	NW-5-24-22-4	159.93 Acres				I Individual	
	F	LAND	T	1	FARMLAND	Taxable Total:	35,520
				100%	Alberta School Foundation Fund		
4198000	SE-5-24-22-4	160.00 Acres				I Individual	
	F	LAND	T	1	FARMLAND	Taxable Total:	20,300



2019 Assessment Roll (Valuation Date 1-July, 2019) 2020 Taxation Year, Wheatland County

Assessment Year: 2019
Tax Year: 2020

Roll	Legal Address					Total
	100% Alberta School Foundation Fund					
4199000	SW-5-24-22-4	151.71 Acres			EAST OF ROAD	
	240041 RGE RD 225				I Individual	
	F LAND & IMPROVEMENTS		T 1 FARMLAND			21,500
	R		T 103 RESIDENTIAL LAND & IMPROVEMENTS			294,230
					Taxable Total:	315,730
	R		E 901 RURAL RESIDENCE EXEMPTION (RAP)			30,770
			100% Alberta School Foundation Fund		Totals:	346,500
4200000	SW-5-24-22-4	4.97 Acres			WEST OF ROAD	
					I Individual	
	F LAND		T 1 FARMLAND		Taxable Total:	310
	100% Alberta School Foundation Fund					
4201000	NE-6-24-22-4	158.54 Acres				
					I Individual	
	F LAND		T 1 FARMLAND		Taxable Total:	21,560
			100% Alberta School Foundation Fund			
4201010	1611425 1 1 NE-6-24-22-4	1.46 Acres			SE Corner	
	240042 RGE RD 225				I Individual	
	R LAND & IMPROVEMENTS		T 103 RESIDENTIAL LAND & IMPROVEMENTS		Taxable Total:	261,500
			100% Alberta School Foundation Fund			
4202000	NW-6-24-22-4	148.10 Acres				
					I Individual	
	F LAND		T 1 FARMLAND		Taxable Total:	9,360
			100% Alberta School Foundation Fund			
4203000	SE-6-24-22-4	160.00 Acres				
					I Individual	
	F LAND		T 1 FARMLAND		Taxable Total:	11,980
			100% Alberta School Foundation Fund			
4204000	SW-6-24-22-4	148.00 Acres				
					I Individual	
	F LAND		T 1 FARMLAND		Taxable Total:	10,890
			100% Alberta School Foundation Fund			
4205000	NE-7-24-22-4	159.00 Acres				
					I Individual	
	F LAND		T 1 FARMLAND		Taxable Total:	39,840



2019 Assessment Roll (Valuation Date 1-July, 2019) 2020 Taxation Year, Wheatland County

Assessment Year: 2019
Tax Year: 2020

Roll	Legal Address						Total
100% Alberta School Foundation Fund							
4206000	NW-7-24-22-4	76.91 Acres				SOUTH HALF I Individual	
	F LAND			T 1 FARMLAND	Taxable Total:		16,190
100% Alberta School Foundation Fund							
4207000	NW-7-24-22-4	78.00 Acres				NORTH HALF I Individual	
	F LAND			T 1 FARMLAND	Taxable Total:		17,780
100% Alberta School Foundation Fund							
4208000	SE-7-24-22-4 241022 RGE RD 225	155.11 Acres				I Individual	
	F LAND & IMPROVEMENTS			T 1 FARMLAND			38,730
	R			T 103 RESIDENTIAL LAND & IMPROVEMENTS			578,390
					Taxable Total:		617,120
	R			E 901 RURAL RESIDENCE EXEMPTION (RAP)			92,310
				100% Alberta School Foundation Fund	Totals:		709,430
4208010	1111631 1 1 SE-7-24-22-4 241028 RGE RD 225	4.89 Acres				SE CORNER LSD 8 I Individual	
	R LAND & IMPROVEMENTS			T 103 RESIDENTIAL LAND & IMPROVEMENTS			372,000
	R			E 903 FARM BUILDING EXEMPT			63,480
				100% Alberta School Foundation Fund	Totals:		435,480
4209000	SW-7-24-22-4	142.80 Acres				NORTHEAST OF CREEK I Individual	
	F LAND			T 1 FARMLAND	Taxable Total:		33,300
100% Alberta School Foundation Fund							
4210000	5038FN A SW-7-24-22-4	5.26 Acres				SOUTHWEST CORNER I Individual	
	F LAND			T 1 FARMLAND	Taxable Total:		390
100% Alberta School Foundation Fund							
4211000	NE-8-24-22-4	156.80 Acres				I Individual	
	F LAND			T 1 FARMLAND	Taxable Total:		27,840
100% Alberta School Foundation Fund							
4212000	NW-8-24-22-4 241069 RGE RD 225	159.00 Acres				I Individual	
	F LAND & IMPROVEMENTS			T 1 FARMLAND			36,550



2019 Assessment Roll (Valuation Date 1-July, 2019) 2020 Taxation Year, Wheatland County

Assessment Year: 2019
Tax Year: 2020

Roll	Legal Address					Total
	R		T	103	RESIDENTIAL LAND & IMPROVEMENTS	536,250
					Taxable Total:	572,800
	R		E	901	RURAL RESIDENCE EXEMPTION (RAP)	36,550
				100%	Alberta School Foundation Fund	Totals: 609,350
4213000	SE-8-24-22-4	160.00 Acres				
					I Individual	
	F	LAND	T	1	FARMLAND	Taxable Total: 25,310
				100%	Alberta School Foundation Fund	
4214000	SW-8-24-22-4	160.00 Acres				
					I Individual	
	F	LAND	T	1	FARMLAND	Taxable Total: 36,580
				100%	Alberta School Foundation Fund	
4215000	NE-9-24-22-4	150.40 Acres				
					I Individual	
	F	LAND	T	1	FARMLAND	Taxable Total: 29,880
				100%	Alberta School Foundation Fund	
4215010	NE-9-24-22-4	6.10 Acres				
	223039 HWY 561				NORTHWEST CORNER	
					I Individual	
	F	LAND & IMPROVEMENTS	T	1	FARMLAND	270
	R		T	103	RESIDENTIAL LAND & IMPROVEMENTS	516,430
					Taxable Total:	516,700
	R		E	901	RURAL RESIDENCE EXEMPTION (RAP)	270
	R		E	903	FARM BUILDING EXEMPT	5,280
				100%	Alberta School Foundation Fund	Exempt Total: 5,550
					Totals:	522,250
4216000	NW-9-24-22-4	149.98 Acres				
					C Corporation	
	F	LAND	T	1	FARMLAND	Taxable Total: 35,850
				100%	Alberta School Foundation Fund	
4216010	9813120 1 NW-9-24-22-4	7.64 Acres				
	223043 HWY 561				NORTHEAST CORNER	
					I Individual	
	F	LAND & IMPROVEMENTS	T	1	FARMLAND	800
	R		T	103	RESIDENTIAL LAND & IMPROVEMENTS	364,800
					Taxable Total:	365,600
	R		E	901	RURAL RESIDENCE EXEMPTION (RAP)	800
				100%	Alberta School Foundation Fund	Totals: 366,400



2019 Assessment Roll (Valuation Date 1-July, 2019) 2020 Taxation Year, Wheatland County

Assessment Year: 2019
Tax Year: 2020

Roll	Legal Address				Total
4217000	SE-9-24-22-4	147.62 Acres		I Individual	
	F LAND		T 1 FARMLAND	Taxable Total:	29,490
			100% Alberta School Foundation Fund		
4218000	SE-9-24-22-4	9.18 Acres		NORTHEAST CORNER	
	241042 RGE RD 223			I Individual	
	F LAND & IMPROVEMENTS		T 1 FARMLAND		530
	R		T 103 RESIDENTIAL LAND & IMPROVEMENTS		277,280
				Taxable Total:	277,810
	R		E 901 RURAL RESIDENCE EXEMPTION (RAP)		30,020
	R		E 903 FARM BUILDING EXEMPT		20,160
			100% Alberta School Foundation Fund	Exempt Total:	50,180
				Totals:	327,990
4219000	SW-9-24-22-4	156.12 Acres		I Individual	
	241053 RGE RD 224				
	F LAND & IMPROVEMENTS		T 1 FARMLAND		28,680
	R		T 103 RESIDENTIAL LAND & IMPROVEMENTS		285,550
				Taxable Total:	314,230
	R		E 901 RURAL RESIDENCE EXEMPTION (RAP)		61,540
	R		E 903 FARM BUILDING EXEMPT		15,190
			100% Alberta School Foundation Fund	Exempt Total:	76,730
				Totals:	390,960
4220000	NE-10-24-22-4	153.75 Acres		C Corporation	
	F LAND		T 1 FARMLAND	Taxable Total:	31,030
			100% Alberta School Foundation Fund		
4220010	1013665 1 1 NE-10-24-22-4	5.25 Acres		NE CORNER	
	241080 RGE RD 222			I Individual	
	R LAND & IMPROVEMENTS		T 103 RESIDENTIAL LAND & IMPROVEMENTS		297,200
	R		E 903 FARM BUILDING EXEMPT		44,460
			100% Alberta School Foundation Fund	Totals:	341,660
4221000	NW-10-24-22-4	159.00 Acres		C Corporation	
	F LAND		T 1 FARMLAND	Taxable Total:	34,550
			100% Alberta School Foundation Fund		
4222000	SE-10-24-22-4	160.00 Acres		AVB Greenhouse	
	241036 RGE RD 222			I Individual	



2019 Assessment Roll (Valuation Date 1-July, 2019) 2020 Taxation Year, Wheatland County

Assessment Year: 2019
Tax Year: 2020

Roll	Legal Address					Total
	F	LAND & IMPROVEMENTS	T	1	FARMLAND	35,370
	R		T	103	RESIDENTIAL LAND & IMPROVEMENTS	314,290
	NR		T	105	NON-RESEIDENTIAL LAND & IMPROVEMENTS	33,940
					Taxable Total:	383,600
	R		E	903	FARM BUILDING EXEMPT	45,340
				100%	Alberta School Foundation Fund	Totals: 428,940
4223000	SW-10-24-22-4	158.90 Acres				
	241005 RGE RD 223				I Individual	
	F	LAND & IMPROVEMENTS	T	1	FARMLAND	29,610
	R		T	103	RESIDENTIAL LAND & IMPROVEMENTS	225,990
					Taxable Total:	255,600
	R		E	901	RURAL RESIDENCE EXEMPTION (RAP)	29,610
				100%	Alberta School Foundation Fund	Totals: 285,210
4224000	NE-11-24-22-4	159.00 Acres				
					I Individual	
	F	LAND	T	1	FARMLAND	Taxable Total: 40,130
				100%	Alberta School Foundation Fund	
4225000	NW-11-24-22-4	141.41 Acres				
					I Individual	
	F	LAND	T	1	FARMLAND	Taxable Total: 35,440
				100%	Alberta School Foundation Fund	
4225020	1412013 2 1 NW-11-24-22-4	11.71 Acres				
	241079 RGE RD 222				Northwest Corner Wheatland Crossing School K-12	
					P Provincial	
	NR	LAND & IMPROVEMENTS	E	156	SCHOOLS EXEMPT	Exempt Total: 11,959,250
				100%	Alberta School Foundation Fund	
4226000	NW-11-24-22-4	3.88 Acres				
	221047 HWY 561				Northeast Corner	
					I Individual	
	F	LAND & IMPROVEMENTS	T	1	FARMLAND	160
	R		T	103	RESIDENTIAL LAND & IMPROVEMENTS	327,140
					Taxable Total:	327,300
	R		E	901	RURAL RESIDENCE EXEMPTION (RAP)	160
	R		E	903	FARM BUILDING EXEMPT	12,030
				100%	Alberta School Foundation Fund	Exempt Total: 12,190
					Totals:	339,490
4227000	SE-11-24-22-4	160.00 Acres				
					C Corporation	
	F	LAND	T	1	FARMLAND	Taxable Total: 34,220



2019 Assessment Roll (Valuation Date 1-July, 2019) 2020 Taxation Year, Wheatland County

Assessment Year: 2019
Tax Year: 2020

Roll	Legal Address					Total
	100% Alberta School Foundation Fund					
4228000	SW-11-24-22-4	151.33 Acres				
				I Individual		
	F LAND		T 1 FARMLAND	Taxable Total:		26,040
	100% Alberta School Foundation Fund					
4228010	0111664 1 1 SW-11-24-22-4	8.67 Acres			SOUTHWEST CORNER	
	241003 RGE RD 222			I Individual		
	F LAND & IMPROVEMENTS		T 1 FARMLAND			490
	R		T 103 RESIDENTIAL LAND & IMPROVEMENTS			207,910
				Taxable Total:		208,400
	R		E 901 RURAL RESIDENCE EXEMPTION (RAP)			490
	R		E 903 FARM BUILDING EXEMPT			57,960
			100% Alberta School Foundation Fund	Exempt Total:		58,450
				Totals:		266,850
4229000	53/319 A NE-12-24-22-4	159.90 Acres			2691 1/2EF Parcel A	
	220031 HWY 561			I Individual		
	F LAND & IMPROVEMENTS		T 1 FARMLAND			18,620
	R		T 103 RESIDENTIAL LAND & IMPROVEMENTS			137,800
				Taxable Total:		156,420
	R		E 901 RURAL RESIDENCE EXEMPTION (RAP)			59,300
			100% The Golden Hills Reg. Div. 15	Totals:		215,720
4230000	53/319 A NW-12-24-22-4	82.49 Acres			NORTHEAST OF CREEK	
				I Individual		
	F LAND		T 1 FARMLAND	Taxable Total:		4,390
			100% The Golden Hills Reg. Div. 15			
4231000	NW-12-24-22-4	76.53 Acres			SOUTHWEST OF CREEK	
				I Individual		
	F LAND		T 1 FARMLAND	Taxable Total:		16,790
			100% Alberta School Foundation Fund			
4232000	53/319 A SE-12-24-22-4	129.97 Acres			I Individual	
	F LAND		T 1 FARMLAND	Taxable Total:		6,840
			100% Alberta School Foundation Fund			
4233000	SE-12-24-22-4	29.46 Acres			SOUTHWEST CORNER	
				I Individual		
	F LAND		T 1 FARMLAND	Taxable Total:		3,490



2019 Assessment Roll (Valuation Date 1-July, 2019) 2020 Taxation Year, Wheatland County

Assessment Year: 2019
Tax Year: 2020

Roll	Legal Address					Total
			100% Alberta School Foundation Fund			
4234000	SW-12-24-22-4	159.67 Acres				
					I Individual	
	F	LAND	T	1	FARMLAND	Taxable Total: 39,280
			100% Alberta School Foundation Fund			
4236000	NE-13-24-22-4	160.00 Acres				
					I Individual	
	F	LAND	T	1	FARMLAND	Taxable Total: 38,680
			100% Alberta School Foundation Fund			
4237000	NW-13-24-22-4	159.60 Acres				
					I Individual	
	F	LAND	T	1	FARMLAND	Taxable Total: 41,040
			100% Alberta School Foundation Fund			
4238000	SE-13-24-22-4	154.35 Acres				
					C Corporation	
	F	LAND	T	1	FARMLAND	Taxable Total: 34,290
			100% Alberta School Foundation Fund			
4238010	1111029 1 1 SE-13-24-22-4 4.65 Acres 242028 RGE RD 220				200m S of NE Corner Construction Business I Individual	
	R	LAND & IMPROVEMENTS	T	103	RESIDENTIAL LAND & IMPROVEMENTS	327,760
	NR		T	105	NON-RESEIDENTIAL LAND & IMPROVEMENTS	183,240
			100% Alberta School Foundation Fund			Taxable Total: 511,000
4239000	SW-13-24-22-4	154.03 Acres				
					I Individual	
	F	LAND	T	1	FARMLAND	Taxable Total: 17,780
			100% The Golden Hills Reg. Div. 15			
4240000	NE-14-24-22-4	159.75 Acres				
					I Individual	
	F	LAND	T	1	FARMLAND	Taxable Total: 10,920
			100% The Golden Hills Reg. Div. 15			
4241000	6951FL B NE-14-24-22-4 0.25 Acres				SOUTHEAST CORNER I Individual	
	R	LAND	T	104	RESIDENTIAL VACANT LAND	Taxable Total: 100
			100% Alberta School Foundation Fund			



2019 Assessment Roll (Valuation Date 1-July, 2019) 2020 Taxation Year, Wheatland County

Assessment Year: 2019
Tax Year: 2020

Roll	Legal Address	Total
4242000	NW-14-24-22-4 160.00 Acres	
	I Individual	
	F LAND T 1 FARMLAND Taxable Total: 37,910	
	100% Alberta School Foundation Fund	
4243000	SE-14-24-22-4 158.10 Acres	
	I Individual	
	F LAND T 1 FARMLAND Taxable Total: 24,430	
	100% The Golden Hills Reg. Div. 15	
4244000	6951FL A,C SE-14-24-22-4 0.90 Acres	
	N.E. CORNER, NORTH OF CREEK	
	I Individual	
	R LAND T 104 RESIDENTIAL VACANT LAND Taxable Total: 100	
	100% The Golden Hills Reg. Div. 15	
4245000	SW-14-24-22-4 159.00 Acres	
	I Individual	
	F LAND T 1 FARMLAND Taxable Total: 38,080	
	100% Alberta School Foundation Fund	
4246000	NE-15-24-22-4 157.44 Acres	
	C Corporation	
	F LAND T 1 FARMLAND Taxable Total: 37,980	
	100% Alberta School Foundation Fund	
4247000	NW-15-24-22-4 160.00 Acres	
	C Corporation	
	F LAND T 1 FARMLAND Taxable Total: 36,780	
	100% Alberta School Foundation Fund	
4248000	SE-15-24-22-4 156.84 Acres	
	C Corporation	
	F LAND T 1 FARMLAND Taxable Total: 37,240	
	100% Alberta School Foundation Fund	
4249000	SW-15-24-22-4 79.50 Acres	
	EAST HALF LSD 3 & 6	
	C Corporation	
	F LAND T 1 FARMLAND Taxable Total: 17,670	
	100% Alberta School Foundation Fund	
4250000	SW-15-24-22-4 79.50 Acres	
	WEST HALF LSD 4 & 5	
	I Individual	
	F LAND T 1 FARMLAND Taxable Total: 16,810	



2019 Assessment Roll (Valuation Date 1-July, 2019) 2020 Taxation Year, Wheatland County

Assessment Year: 2019
Tax Year: 2020

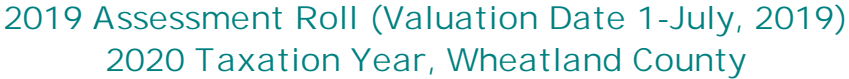
Roll	Legal Address					Total
100% Alberta School Foundation Fund						
4251000	NE-16-24-22-4		160.00 Acres			
					C Corporation	
	F	LAND	T	1	FARMLAND	
					Taxable Total:	
100% Alberta School Foundation Fund						
4252000	NW-16-24-22-4		153.06 Acres			
					C Corporation	
	F	LAND	T	1	FARMLAND	
					Taxable Total:	
100% Alberta School Foundation Fund						
4252500	1810401 RW 24	NW-16-24-22-4	6.94 Acres			
					CANAL RIGHT OF WAY WESTERLY	
					I Individual	
	NR	LAND	E	167	WESTERN IRRIGATION DIST EXEMPT	
					Exempt Total:	
100% Alberta School Foundation Fund						
4253000	SE-16-24-22-4		119.01 Acres			
	242034 RGE RD 223				LSD 2, 7 & 8	
					I Individual	
	F	LAND & IMPROVEMENTS	T	1	FARMLAND	
	R		T	103	RESIDENTIAL LAND & IMPROVEMENTS	
					Taxable Total:	
	R		E	901	RURAL RESIDENCE EXEMPTION (RAP)	
	R		E	903	FARM BUILDING EXEMPT	
					100% Alberta School Foundation Fund	
					Exempt Total:	
					Totals:	
4253010	9211215 1	SE-16-24-22-4	38.99 Acres			
	242020 RGE RD 223				SOUTHEAST CORNER	
					I Individual	
	F	LAND & IMPROVEMENTS	T	1	FARMLAND	
	R		T	103	RESIDENTIAL LAND & IMPROVEMENTS	
					Taxable Total:	
	R		E	901	RURAL RESIDENCE EXEMPTION (RAP)	
	R		E	903	FARM BUILDING EXEMPT	
					100% Alberta School Foundation Fund	
					Exempt Total:	
					Totals:	
4254000	1911651 3 4	SW-16-24-22-4	109.33 Acres			
	223052 HWY 561				LSD 6 SE PT LSD 5 & SW PT LSD 5	
					I Individual	
	F	LAND & IMPROVEMENTS	T	1	FARMLAND	
	R		T	103	RESIDENTIAL LAND & IMPROVEMENTS	
					Taxable Total:	
	R		E	901	RURAL RESIDENCE EXEMPTION (RAP)	



2019 Assessment Roll (Valuation Date 1-July, 2019) 2020 Taxation Year, Wheatland County

Assessment Year: 2019
Tax Year: 2020

Roll	Legal Address						Total
					100% Alberta School Foundation Fund	Totals:	349,890
4254010	9810491 2	SW-16-24-22-4	37.53 Acres			I Individual	
		242011 RGE RD 224					
	F	LAND & IMPROVEMENTS		T	1	FARMLAND	7,810
	R			T	103	RESIDENTIAL LAND & IMPROVEMENTS	344,790
						Taxable Total:	352,600
	R			E	901	RURAL RESIDENCE EXEMPTION (RAP)	7,810
	R			E	903	FARM BUILDING EXEMPT	238,380
					100% Alberta School Foundation Fund	Exempt Total:	246,190
						Totals:	598,790
4254020	1410844 3 1	SW-16-24-22-4	3.50 Acres			N.W. CORNER	
						I Individual	
	F	LAND		T	1	FARMLAND	700
					100% Alberta School Foundation Fund	Taxable Total:	
4254030	1410844 3 2	SW-16-24-22-4	3.50 Acres			69m South of N.W. Corner	
						I Individual	
	F	LAND		T	1	FARMLAND	700
					100% Alberta School Foundation Fund	Taxable Total:	
4254500	1810401 L	SW-16-24-22-4	1.31 Acres			CANAL R-O-W NW PART LSD4	
						I Individual	
	NR	LAND		E	167	WESTERN IRRIGATION DIST EXEMPT	1,400
					100% Alberta School Foundation Fund	Exempt Total:	
4254505	1810401 RW 24	SW-16-24-22-4	0.23 Acres			CANAL RIGHT OF WAY	
						C Corporation	
	NR	LAND		E	167	WESTERN IRRIGATION DIST EXEMPT	250
					100% Alberta School Foundation Fund	Exempt Total:	
4254510	1810401 RW 24	SW-16-24-22-4	2.92 Acres			CANAL R-O-W - NE LSD5 & SW LSD 4	
						I Individual	
	NR	LAND		E	167	WESTERN IRRIGATION DIST EXEMPT	3,120
					100% Alberta School Foundation Fund	Exempt Total:	
4256000	NE-17-24-22-4		160.00 Acres			C Corporation	
		242044 RGE RD 224					
	F	LAND & IMPROVEMENTS		T	1	FARMLAND	38,830
	R			T	103	RESIDENTIAL LAND & IMPROVEMENTS	210,460
						Taxable Total:	249,290
	R			E	901	RURAL RESIDENCE EXEMPTION (RAP)	61,540
						Totals:	310,830



Roll	Legal Address		100% Alberta School Foundation Fund			Total
4257000	1910132 3 1	NW-17-24-22-4	148.77 Acres			
	F	LAND	T	1	FARMLAND	C Corporation
				100%	Alberta School Foundation Fund	Taxable Total: 34,660
4257010	IRR402 OT	NW-17-24-22-4	4.01 Acres			
	NR	LAND	T	105	NON-RESEIDENTIAL LAND & IMPROVEMENTS	C Corporation
				100%	Alberta School Foundation Fund	Taxable Total: 24,660
4257500	IRR402 RW 24	NW-17-24-22-4	6.30 Acres			
	NR	LAND	E	167	WESTERN IRRIGATION DIST EXEMPT	CANAL RIGHT OF WAY IN LSD 11 &14
				100%	Alberta School Foundation Fund	C Corporation
						Exempt Total: 6,050
4258000	SE-17-24-22-4		152.01 Acres			
	F	LAND	T	1	FARMLAND	I Individual
				100%	Alberta School Foundation Fund	Taxable Total: 28,870
4258500	IRR402 RW 24	SE-17-24-22-4	4.05 Acres			
	NR	LAND	E	167	WESTERN IRRIGATION DIST EXEMPT	CANAL RIGHT OF WAY IN LSD 1&2
				100%	Alberta School Foundation Fund	I Individual
						Exempt Total: 4,750
4258510	SE-17-24-22-4		2.94 Acres			
	NR	LAND	E	167	WESTERN IRRIGATION DIST EXEMPT	CANAL RIGHT OF WAY IN LSD 1&3
				100%	Alberta School Foundation Fund	I Individual
						Exempt Total: 3,450
4259000	SW-17-24-22-4		146.89 Acres			
	242044A RGE RD 224					
	F	LAND & IMPROVEMENTS	T	1	FARMLAND	I Individual
	R		T	103	RESIDENTIAL LAND & IMPROVEMENTS	
						13,160
						405,160
						Taxable Total: 418,320
	R		E	901	RURAL RESIDENCE EXEMPTION (RAP)	13,160
	R		E	903	FARM BUILDING EXEMPT	438,980
				100%	Alberta School Foundation Fund	Exempt Total: 452,140
						Totals: 870,460
4259010	IRR402 OT	SW-17-24-22-4	3.89 Acres			
	NR	LAND	T	105	NON-RESEIDENTIAL LAND & IMPROVEMENTS	I Individual
						Taxable Total: 24,460



2019 Assessment Roll (Valuation Date 1-July, 2019) 2020 Taxation Year, Wheatland County

Assessment Year: 2019
Tax Year: 2020

Roll	Legal Address							Total
	100% Alberta School Foundation Fund							
4259020	1412722 1 1	SW-17-24-22-4	5.00 Acres			SW corner I Individual		
	R	LAND & IMPROVEMENTS		T	103	RESIDENTIAL LAND & IMPROVEMENTS	Taxable Total: 99,900	
	100% Alberta School Foundation Fund							
4259500	IRR402 RW 24	SW-17-24-22-4	2.43 Acres			CANAL RIGHT OF WAY IN LSD 6 I Individual		
	NR	LAND		E	167	WESTERN IRRIGATION DIST EXEMPT	Exempt Total: 2,330	
	100% Alberta School Foundation Fund							
4259510	1810401 RW 24	SW-17-24-22-4	0.80 Acres			CANAL R-O-W NORTH of R#4259500 I Individual		
	NR	LAND		E	167	WESTERN IRRIGATION DIST EXEMPT	Exempt Total: 770	
	100% Alberta School Foundation Fund							
4260000	NE-18-24-22-4	153.39 Acres				I Individual		
	F	LAND		T	1	FARMLAND	Taxable Total: 2,620	
	100% Alberta School Foundation Fund							
4260010	9510891 1	NE-18-24-22-4	6.61 Acres			NORTHEAST CORNER I Individual		
	242080 RGE RD 225							
	F	LAND & IMPROVEMENTS		T	1	FARMLAND	310	
	R			T	103	RESIDENTIAL LAND & IMPROVEMENTS	299,890	
						Taxable Total:	300,200	
	R			E	901	RURAL RESIDENCE EXEMPTION (RAP)	310	
						100% Alberta School Foundation Fund	Totals: 300,510	
4261000	NW-18-24-22-4	150.02 Acres				I Individual		
	F	LAND		T	1	FARMLAND	Taxable Total: 22,450	
	100% Alberta School Foundation Fund							
4261010	1212242 1 1	NW-18-24-22-4	9.98 Acres			NORTHWEST CORNER I Individual		
	242079 RGE RD 230							
	F	LAND		T	1	FARMLAND	Taxable Total: 1,960	
						100% Alberta School Foundation Fund		
4262000	SE-18-24-22-4	159.00 Acres				I Individual		
	F	LAND		T	1	FARMLAND	Taxable Total: 10,870	



2019 Assessment Roll (Valuation Date 1-July, 2019) 2020 Taxation Year, Wheatland County

Assessment Year: 2019
Tax Year: 2020

Roll	Legal Address					Total
100% Alberta School Foundation Fund						
4263000	SW-18-24-22-4 242041 RGE RD 230	58.20 Acres	North half of LSD 5 & 6 I Individual			
	F LAND & IMPROVEMENTS		T 1 FARMLAND		6,380	
	R		T 103 RESIDENTIAL LAND & IMPROVEMENTS		483,180	
			Taxable Total:			489,560
	R		E 901 RURAL RESIDENCE EXEMPTION (RAP)		21,920	
			100% Alberta School Foundation Fund	Totals:	511,480	
4263010	8910177 1 1 SW-18-24-22-4 225074 HWY 561	8.03 Acres	SOUTHWEST CORNER I Individual			
	F LAND & IMPROVEMENTS		T 1 FARMLAND		440	
	R		T 103 RESIDENTIAL LAND & IMPROVEMENTS		332,160	
			Taxable Total:			332,600
	R		E 901 RURAL RESIDENCE EXEMPTION (RAP)		440	
	R		E 903 FARM BUILDING EXEMPT		12,830	
			100% Alberta School Foundation Fund	Exempt Total:	13,270	
			Totals:			345,870
4263020	1710075 2 1 SW-18-24-22-4	15.99 Acres	NW portion of LSD 4 I Individual			
	F LAND		T 1 FARMLAND		Taxable Total:	1,380
			100% Alberta School Foundation Fund			
4263030	1710075 2 2 SW-18-24-22-4	16.65 Acres	207 M north of SW corner I Individual			
	F LAND		T 1 FARMLAND		Taxable Total:	1,440
			100% Alberta School Foundation Fund			
4263040	1910276 3 1 SW-18-24-22-4	60.13 Acres	LSD 3 & S. part LSD 5& 6 I Individual			
	F LAND		T 1 FARMLAND		Taxable Total:	14,100
			100% Alberta School Foundation Fund			
4264000	NE-19-24-22-4	156.59 Acres	C Corporation			
	F LAND		T 1 FARMLAND		Taxable Total:	25,850
			100% Alberta School Foundation Fund			
4264500	1810401 RW 24 NE-19-24-22-4	3.41 Acres	CANAL RIGHT OF WAY NE CRNR C Corporation			
	NR LAND		E 167 WESTERN IRRIGATION DIST EXEMPT		Exempt Total:	4,000



2019 Assessment Roll (Valuation Date 1-July, 2019) 2020 Taxation Year, Wheatland County

Assessment Year: 2019
Tax Year: 2020

Roll	Legal Address					Total
	100% Alberta School Foundation Fund					
4265000	NW-19-24-22-4	160.00 Acres			I Individual	
	F LAND		T 1 FARMLAND	Taxable Total:		39,570
	100% Alberta School Foundation Fund					
4266000	SE-19-24-22-4	160.00 Acres			I Individual	
	F LAND		T 1 FARMLAND	Taxable Total:		26,060
	100% Alberta School Foundation Fund					
4267000	SW-19-24-22-4	160.00 Acres			I Individual	
	F LAND		T 1 FARMLAND	Taxable Total:		40,170
	100% Alberta School Foundation Fund					
4268000	NE-20-24-22-4	155.81 Acres			C Corporation	
	F LAND		T 1 FARMLAND	Taxable Total:		31,480
	100% Alberta School Foundation Fund					
4268010	9310279 1 NE-20-24-22-4 3.68 Acres 243078 RGE RD 224				I Individual	
	R LAND & IMPROVEMENTS		T 103 RESIDENTIAL LAND & IMPROVEMENTS			259,800
	R		E 903 FARM BUILDING EXEMPT			2,400
				100% Alberta School Foundation Fund	Totals:	262,200
4269000	1812378 2 1 W-20-24-22-4 295.07 Acres				West Half in 3 parts C Corporation	
	F LAND		T 1 FARMLAND	Taxable Total:		60,280
	100% Alberta School Foundation Fund					
4269010	0614541 RW 24 W -20-24-22-4 3.19 Acres				C Corporation	
	R LAND		T 104 RESIDENTIAL VACANT LAND	Taxable Total:		11,700
	100% Alberta School Foundation Fund					
4269500	IRR404 RW 24 W-20-24-22-4 15.31 Acres				Canal R-O_W C Corporation	
	NR LAND		E 167 WESTERN IRRIGATION DIST EXEMPT	Exempt Total:		17,960
	100% Alberta School Foundation Fund					



2019 Assessment Roll (Valuation Date 1-July, 2019) 2020 Taxation Year, Wheatland County

Assessment Year: 2019
Tax Year: 2020

Roll	Legal Address					Total
4270000	SE-20-24-22-4	160.00 Acres			C Corporation	
	F LAND		T 1 FARMLAND		Taxable Total:	39,050
			100% Alberta School Foundation Fund			
4271010	IRR404 OT SW-20-24-22-4	3.00 Acres			C Corporation	
	R LAND		T 104 RESIDENTIAL VACANT LAND		Taxable Total:	11,500
			100% Alberta School Foundation Fund			
4271015	0614541 RW 24 SW-20-24-22-4	1.11 Acres			C Corporation	
	R LAND		T 104 RESIDENTIAL VACANT LAND		Taxable Total:	8,200
			100% Alberta School Foundation Fund			
4272000	NE-21-24-22-4	158.29 Acres			C Corporation	
	F LAND		T 1 FARMLAND		Taxable Total:	17,890
			100% Alberta School Foundation Fund			
4273000	NW-21-24-22-4	160.00 Acres			C Corporation	
	F LAND		T 1 FARMLAND		Taxable Total:	28,850
			100% Alberta School Foundation Fund			
4274000	SE-21-24-22-4	156.90 Acres			C Corporation	
	F LAND		T 1 FARMLAND		Taxable Total:	35,290
			100% Alberta School Foundation Fund			
4275000	SW-21-24-22-4	150.78 Acres			C Corporation	
	F LAND		T 1 FARMLAND		Taxable Total:	33,400
			100% Alberta School Foundation Fund			
4275010	9112087 1 SW-21-24-22-4	2.67 Acres			SOUTHWEST CORNER	
	243003 RGE RD 224				I Individual	
	R LAND & IMPROVEMENTS		T 103 RESIDENTIAL LAND & IMPROVEMENTS		Taxable Total:	244,700
			100% Alberta School Foundation Fund			
4275500	1810401 RW 24 SW-21-24-22-4	6.55 Acres			CANAL RIGHT OF WAY WESTERLY	
					C Corporation	
	NR LAND		E 167 WESTERN IRRIGATION DIST EXEMPT		Exempt Total:	6,990



2019 Assessment Roll (Valuation Date 1-July, 2019) 2020 Taxation Year, Wheatland County

Assessment Year: 2019
Tax Year: 2020

Roll	Legal Address					Total
100% Alberta School Foundation Fund						
4276000	NE-22-24-22-4	157.70 Acres				
			I Individual			
	F LAND		T 1 FARMLAND	Taxable Total:	20,450	
100% Alberta School Foundation Fund						
4277000	NW-22-24-22-4	156.94 Acres				
			C Corporation			
	F LAND		T 1 FARMLAND	Taxable Total:	19,580	
100% Alberta School Foundation Fund						
4277010	1811443 1 1 NW-22-24-22-4 3.06 Acres 243055 RGE RD 223		NW CORNER LSD 12 I Individual			
	R LAND & IMPROVEMENTS		T 103 RESIDENTIAL LAND & IMPROVEMENTS	Taxable Total:	459,900	
100% Alberta School Foundation Fund						
4278000	SE-22-24-22-4	157.94 Acres				
			I Individual			
	F LAND		T 1 FARMLAND	Taxable Total:	39,690	
100% Alberta School Foundation Fund						
4279000	SW-22-24-22-4 156.00 Acres 243029 RGE RD 223		I Individual			
	F LAND & IMPROVEMENTS		T 1 FARMLAND		36,300	
	R		T 103 RESIDENTIAL LAND & IMPROVEMENTS		254,740	
				Taxable Total:	291,040	
	R		E 901 RURAL RESIDENCE EXEMPTION (RAP)		61,540	
	R		E 903 FARM BUILDING EXEMPT		2,790	
			100% Alberta School Foundation Fund			
				Exempt Total:	64,330	
			Totals:			355,370
4280000	NE-23-24-22-4 160.00 Acres 243064 RGE RD 221		I Individual			
	F LAND & IMPROVEMENTS		T 1 FARMLAND		41,060	
	R		T 103 RESIDENTIAL LAND & IMPROVEMENTS		394,660	
				Taxable Total:	435,720	
	R		E 901 RURAL RESIDENCE EXEMPTION (RAP)		61,540	
	R		E 903 FARM BUILDING EXEMPT		58,180	
			100% Alberta School Foundation Fund			
				Exempt Total:	119,720	
			Totals:			555,440
4281000	NW-23-24-22-4	159.34 Acres				
			I Individual			



2019 Assessment Roll (Valuation Date 1-July, 2019) 2020 Taxation Year, Wheatland County

Assessment Year: 2019
Tax Year: 2020

Roll	Legal Address					Total
	F	LAND	T	1	FARMLAND	Taxable Total: 20,120
					100% The Golden Hills Reg. Div. 15	
4282000	SE-23-24-22-4	160.00 Acres				I Individual
	F	LAND	T	1	FARMLAND	Taxable Total: 36,130
					100% The Golden Hills Reg. Div. 15	
4283000	SW-23-24-22-4	118.10 Acres				SOUTH OF CREEK I Individual
	F	LAND	T	1	FARMLAND	Taxable Total: 17,860
					100% Alberta School Foundation Fund	
4284000	SW-23-24-22-4	41.90 Acres				NORTH OF CREEK I Individual
	F	LAND	T	1	FARMLAND	Taxable Total: 2,680
					100% The Golden Hills Reg. Div. 15	
4285000	NE-24-24-22-4	80.00 Acres				LSD 15 & 16 I Individual
	F	LAND	T	1	FARMLAND	Taxable Total: 20,780
					100% Alberta School Foundation Fund	
4286000	NE-24-24-22-4	80.00 Acres				LSD 9 & 10 I Individual
	F	LAND	T	1	FARMLAND	Taxable Total: 20,780
					100% Alberta School Foundation Fund	
4287000	NW-24-24-22-4	160.00 Acres				I Individual
	F	LAND	T	1	FARMLAND	Taxable Total: 42,260
					100% Alberta School Foundation Fund	
4288000	SE-24-24-22-4	160.00 Acres				C Corporation
	F	LAND	T	1	FARMLAND	Taxable Total: 41,000
					100% The Golden Hills Reg. Div. 15	
4289000	SW-24-24-22-4	160.00 Acres				C Corporation
	F	LAND	T	1	FARMLAND	Taxable Total: 40,760
					100% The Golden Hills Reg. Div. 15	



2019 Assessment Roll (Valuation Date 1-July, 2019) 2020 Taxation Year, Wheatland County

Assessment Year: 2019
Tax Year: 2020

Roll	Legal Address				Total
4290000	NE-25-24-22-4	160.00 Acres			
			I Individual		
	F LAND	T 1 FARMLAND	Taxable Total:		40,290
		100% Alberta School Foundation Fund			
4291000	NW-25-24-22-4	160.00 Acres			
			I Individual		
	F LAND	T 1 FARMLAND	Taxable Total:		35,690
		100% The Golden Hills Reg. Div. 15			
4292000	SE-25-24-22-4	160.00 Acres			
			I Individual		
	F LAND	T 1 FARMLAND	Taxable Total:		41,130
		100% Alberta School Foundation Fund			
4293000	SW-25-24-22-4	160.00 Acres			
			I Individual		
	F LAND	T 1 FARMLAND	Taxable Total:		40,990
		100% Alberta School Foundation Fund			
4294000	NE-26-24-22-4	160.00 Acres			
			I Individual		
	F LAND	T 1 FARMLAND	Taxable Total:		41,250
		100% Alberta School Foundation Fund			
4295000	NW-26-24-22-4	160.00 Acres			
	244061 HWY 840		I Individual		
	F LAND & IMPROVEMENTS	T 1 FARMLAND			22,480
	R	T 103 RESIDENTIAL LAND & IMPROVEMENTS			526,190
			Taxable Total:		548,670
	R	E 901 RURAL RESIDENCE EXEMPTION (RAP)			92,310
		100% The Golden Hills Reg. Div. 15	Totals:		640,980
4296000	SE-26-24-22-4	160.00 Acres			
	244026 RGE RD 221		I Individual		
	F LAND & IMPROVEMENTS	T 1 FARMLAND			40,870
	R	T 103 RESIDENTIAL LAND & IMPROVEMENTS			197,200
			Taxable Total:		238,070
	R	E 901 RURAL RESIDENCE EXEMPTION (RAP)			61,540
	R	E 903 FARM BUILDING EXEMPT			62,820
			Exempt Total:		124,360
			Totals:		362,430



2019 Assessment Roll (Valuation Date 1-July, 2019) 2020 Taxation Year, Wheatland County

Assessment Year: 2019
Tax Year: 2020

Roll	Legal Address	100% Alberta School Foundation Fund				Total
4297000	SW-26-24-22-4	160.00 Acres			I Individual	
	F LAND		T 1 FARMLAND	Taxable Total:		25,820
			100% The Golden Hills Reg. Div. 15			
4298000	NE-27-24-22-4	157.94 Acres			I Individual	
	F LAND		T 1 FARMLAND	Taxable Total:		39,400
			100% Alberta School Foundation Fund			
4299000	NW-27-24-22-4	160.00 Acres			I Individual	
	F LAND		T 1 FARMLAND	Taxable Total:		36,020
			100% Alberta School Foundation Fund			
4300000	SE-27-24-22-4	157.94 Acres			C Corporation	
	F LAND		T 1 FARMLAND	Taxable Total:		36,170
			100% Alberta School Foundation Fund			
4301000	SW-27-24-22-4	160.00 Acres			C Corporation	
	F LAND		T 1 FARMLAND	Taxable Total:		22,080
			100% Alberta School Foundation Fund			
4302000	NE-28-24-22-4	147.53 Acres			C Corporation	
	F LAND		T 1 FARMLAND	Taxable Total:		38,630
			100% Alberta School Foundation Fund			
4303000	NE-28-24-22-4	12.47 Acres			SOUTHEAST CORNER	
	244052 RGE RD 223				I Individual	
	F LAND & IMPROVEMENTS		T 1 FARMLAND			1,900
	R		T 103 RESIDENTIAL LAND & IMPROVEMENTS			307,100
				Taxable Total:		309,000
	R		E 901 RURAL RESIDENCE EXEMPTION (RAP)			1,900
	R		E 903 FARM BUILDING EXEMPT			8,300
			100% Alberta School Foundation Fund	Exempt Total:		10,200
				Totals:		319,200
4304000	NW-28-24-22-4	160.00 Acres			I Individual	
	F LAND		T 1 FARMLAND	Taxable Total:		34,220



2019 Assessment Roll (Valuation Date 1-July, 2019) 2020 Taxation Year, Wheatland County

Assessment Year: 2019
Tax Year: 2020

Roll	Legal Address					Total
	100% Alberta School Foundation Fund					
4305000	SE-28-24-22-4	160.00 Acres				
					C Corporation	
	F	LAND	T	1	FARMLAND	
	100% Alberta School Foundation Fund					Taxable Total: 30,560
4306000	SW-28-24-22-4	160.00 Acres				
					C Corporation	
	F	LAND	T	1	FARMLAND	
	100% Alberta School Foundation Fund					Taxable Total: 24,690
4309000	NE-29-24-22-4	0.51 Acres				
					EAST OF THE ROAD	
					I Individual	
	R	LAND	T	104	RESIDENTIAL VACANT LAND	
	100% Alberta School Foundation Fund					Taxable Total: 1,600
4310000	NE-29-24-22-4	0.20 Acres				
					S.OF CREEK, S.E.CORNER LSD 10	
					C Corporation	
	R	LAND	T	104	RESIDENTIAL VACANT LAND	
	100% Alberta School Foundation Fund					Taxable Total: 900
4311000	7865FA B,C	NW-29-24-22-4	160.22 Acres			
					I Individual	
	F	LAND	T	1	FARMLAND	
	100% Alberta School Foundation Fund					Taxable Total: 23,630
4311010	9312154 1	NW-29-24-22-4	3.88 Acres			
	245003 RGE RD 225				N.W. CORNER OF N.W. 29 AND	
					I Individual	
	R	LAND & IMPROVEMENTS	T	103	RESIDENTIAL LAND & IMPROVEMENTS	
	100% Alberta School Foundation Fund					Taxable Total: 323,800
4314000	SE-29-24-22-4	143.56 Acres				
					SOUTH OF CREEK	
					C Corporation	
	F	LAND	T	1	FARMLAND	
	100% Alberta School Foundation Fund					Taxable Total: 20,540
4315000	7865FA A,D	NE-29-24-22-4	164.02 Acres			
	244034A RGE RD 224				I Individual	
	F	LAND & IMPROVEMENTS	T	1	FARMLAND	29,360
	R		T	103	RESIDENTIAL LAND & IMPROVEMENTS	326,990
					Taxable Total:	356,350
	R		E	901	RURAL RESIDENCE EXEMPTION (RAP)	92,310
					Totals:	448,660



2019 Assessment Roll (Valuation Date 1-July, 2019) 2020 Taxation Year, Wheatland County

Assessment Year: 2019
Tax Year: 2020

Roll	Legal Address	100% Alberta School Foundation Fund				Total
4317000	SW-29-24-22-4 160.00 Acres				C Corporation	
	F LAND	T 1	FARMLAND	Taxable Total:		38,160
			100% Alberta School Foundation Fund			
4318000	NE-30-24-22-4 160.00 Acres				C Corporation	
	F LAND	T 1	FARMLAND	Taxable Total:		31,330
			100% Alberta School Foundation Fund			
4319000	NW-30-24-22-4 76.40 Acres				NORTH HALF C Corporation	
	F LAND	T 1	FARMLAND	Taxable Total:		12,740
			100% Alberta School Foundation Fund			
4320000	NW-30-24-22-4 76.02 Acres				SOUTH HALF C Corporation	
	F LAND	T 1	FARMLAND	Taxable Total:		15,760
			100% Alberta School Foundation Fund			
4320500	IRR347 RW 24 NW-30-24-22-4 11.93 Acres				CANAL RIGHT OF WAY I Individual	
	NR LAND	E 167	WESTERN IRRIGATION DIST EXEMPT	Exempt Total:		11,450
			100% Alberta School Foundation Fund			
4321000	1811747 1 1 SE-30-24-22-4 137.28 Acres 225010A TWP RD 244				NORTHEAST OF IRRIGATION DITCH I Individual	
	F LAND & IMPROVEMENTS	T 1	FARMLAND			10,540
	R	T 103	RESIDENTIAL LAND & IMPROVEMENTS			223,360
				Taxable Total:		233,900
	R	E 901	RURAL RESIDENCE EXEMPTION (RAP)			61,540
	R	E 903	FARM BUILDING EXEMPT			4,660
			100% Alberta School Foundation Fund	Exempt Total:		66,200
				Totals:		300,100
4322000	SE-30-24-22-4 17.66 Acres				SOUTHWEST CORNER I Individual	
	F LAND	T 1	FARMLAND	Taxable Total:		3,520
			100% Alberta School Foundation Fund			
4324000	SW-30-24-22-4 155.84 Acres				C Corporation	
	F LAND	T 1	FARMLAND	Taxable Total:		37,310



2019 Assessment Roll (Valuation Date 1-July, 2019) 2020 Taxation Year, Wheatland County

Assessment Year: 2019
Tax Year: 2020

Roll	Legal Address						Total
	100% Alberta School Foundation Fund						
4325000	NE-31-24-22-4 225041 TWP RD 250	80.00 Acres	WEST HALF I Individual				
	F LAND & IMPROVEMENTS		T 1	FARMLAND		9,600	
	R		T 103	RESIDENTIAL LAND & IMPROVEMENTS		325,300	
			Taxable Total:				334,900
	R		E 901	RURAL RESIDENCE EXEMPTION (RAP)		9,600	
			100% Alberta School Foundation Fund				
			Totals:				344,500
4326000	NE-31-24-22-4 245066 RGE RD 225	41.08 Acres	EAST HALF, WEST OF THE ROAD I Individual				
	F LAND & IMPROVEMENTS		T 1	FARMLAND		1,490	
	R		T 103	RESIDENTIAL LAND & IMPROVEMENTS		271,600	
			100% Alberta School Foundation Fund				
			Taxable Total:				273,090
4327000	NE-31-24-22-4 245057 RGE RD 225	34.60 Acres	EAST HALF, EAST OF THE ROAD I Individual				
	F LAND & IMPROVEMENTS		T 1	FARMLAND		2,360	
	R		T 103	RESIDENTIAL LAND & IMPROVEMENTS		245,130	
			Taxable Total:				247,490
	R		E 901	RURAL RESIDENCE EXEMPTION (RAP)		9,170	
			100% Alberta School Foundation Fund				
			Totals:				256,660
4328000	NW-31-24-22-4	143.00 Acres					
			I Individual				
	F LAND		T 1	FARMLAND		29,530	
			100% Alberta School Foundation Fund				
4328010	0513621 1 1 NW-31-24-22-4 245073 RGE RD 230	17.00 Acres	NW Corner I Individual				
	F LAND & IMPROVEMENTS		T 1	FARMLAND		2,850	
	R		T 103	RESIDENTIAL LAND & IMPROVEMENTS		432,150	
			Taxable Total:				435,000
	R		E 901	RURAL RESIDENCE EXEMPTION (RAP)		2,850	
	R		E 903	FARM BUILDING EXEMPT		41,600	
			100% Alberta School Foundation Fund				
			Exempt Total:				44,450
			Totals:				479,450
4329000	SE-31-24-22-4	151.50 Acres					
			C Corporation				
	F LAND		T 1	FARMLAND		26,970	
			100% Alberta School Foundation Fund				



2019 Assessment Roll (Valuation Date 1-July, 2019) 2020 Taxation Year, Wheatland County

Assessment Year: 2019
Tax Year: 2020

Roll	Legal Address					Total
4330000	SW-31-24-22-4	150.60 Acres			I Individual	
	F LAND		T 1 FARMLAND	Taxable Total:		36,240
			100% Alberta School Foundation Fund			
4331000	NE-32-24-22-4	160.00 Acres			I Individual	
	F LAND		T 1 FARMLAND	Taxable Total:		39,950
			100% Alberta School Foundation Fund			
4332000	NW-32-24-22-4	124.32 Acres			NORTHEAST OF CREEK I Individual	
	F LAND		T 1 FARMLAND	Taxable Total:		15,310
			100% Alberta School Foundation Fund			
4334000	8423Q NW-32-24-22-4	0.76 Acres			ABAND. ROAD ALLOWANCE I Individual	
	R LAND		T 104 RESIDENTIAL VACANT LAND	Taxable Total:		12,600
			100% Alberta School Foundation Fund			
4335000	SE-32-24-22-4	160.00 Acres			C Corporation	
	F LAND		T 1 FARMLAND	Taxable Total:		36,380
			100% Alberta School Foundation Fund			
4336000	5245FR A,B,C,D W -32-24-22-4	144.52 Acres			WEST OF CREEK I Individual	
	F LAND		T 1 FARMLAND	Taxable Total:		22,890
			100% Alberta School Foundation Fund			
4337000	SW-32-24-22-4	48.88 Acres			EAST OF CREEK I Individual	
	F LAND		T 1 FARMLAND	Taxable Total:		3,120
			100% Alberta School Foundation Fund			
4339000	NE-33-24-22-4	160.00 Acres			C Corporation	
	F LAND		T 1 FARMLAND	Taxable Total:		42,660
			100% Alberta School Foundation Fund			
4340000	NW-33-24-22-4	160.00 Acres			C Corporation	
	F LAND		T 1 FARMLAND	Taxable Total:		41,430



2019 Assessment Roll (Valuation Date 1-July, 2019) 2020 Taxation Year, Wheatland County

Assessment Year: 2019
Tax Year: 2020

Roll	Legal Address										Total
100% Alberta School Foundation Fund											
4341000	SE-33-24-22-4		160.00 Acres							C Corporation	
	F	LAND		T	1	FARMLAND				Taxable Total:	41,070
100% Alberta School Foundation Fund											
4342000	SW-33-24-22-4		160.00 Acres							C Corporation	
	F	LAND		T	1	FARMLAND				Taxable Total:	37,900
100% Alberta School Foundation Fund											
4343000	NE-34-24-22-4		158.48 Acres							C Corporation	
	F	LAND		T	1	FARMLAND				Taxable Total:	28,950
100% Alberta School Foundation Fund											
4344000	NW-34-24-22-4		159.08 Acres							C Corporation	
	222045 TWP RD 250										
	F	LAND & IMPROVEMENTS		T	1	FARMLAND					36,630
	R			T	103	RESIDENTIAL LAND & IMPROVEMENTS					440,160
										Taxable Total:	476,790
	R			E	901	RURAL RESIDENCE EXEMPTION (RAP)					61,540
				100% Alberta School Foundation Fund					Totals:	538,330	
4345000	408JK	NW-34-24-22-4	0.92 Acres							Southwest Corner	
										I Individual	
	R	LAND & IMPROVEMENTS		T	103	RESIDENTIAL LAND & IMPROVEMENTS				Taxable Total:	51,800
100% Alberta School Foundation Fund											
4346000	SE-34-24-22-4		159.22 Acres							I Individual	
	F	LAND		T	1	FARMLAND				Taxable Total:	32,300
100% Alberta School Foundation Fund											
4347000	SW-34-24-22-4		160.00 Acres							C Corporation	
	F	LAND		T	1	FARMLAND				Taxable Total:	42,110
100% Alberta School Foundation Fund											
4348000	NE-35-24-22-4		159.01 Acres							C Corporation	
	F	LAND		T	1	FARMLAND				Taxable Total:	41,490



2019 Assessment Roll (Valuation Date 1-July, 2019) 2020 Taxation Year, Wheatland County

Assessment Year: 2019
Tax Year: 2020

Roll	Legal Address					Total	
	100% Alberta School Foundation Fund						
4349000	NW-35-24-22-4 245055A HWY 840	155.84 Acres			I Individual		
	F LAND & IMPROVEMENTS		T 1	FARMLAND		40,170	
	R		T 103	RESIDENTIAL LAND & IMPROVEMENTS		537,370	
					Taxable Total:	577,540	
	R		E 901	RURAL RESIDENCE EXEMPTION (RAP)		92,310	
	R		E 903	FARM BUILDING EXEMPT		18,790	
			100% Alberta School Foundation Fund		Exempt Total:	111,100	
						Totals:	688,640
4349010	8910745 1 NW-35-24-22-4 245041 HWY 840	2.17 Acres			SOUTHWEST CORNER I Individual		
	R LAND & IMPROVEMENTS		T 103	RESIDENTIAL LAND & IMPROVEMENTS	Taxable Total:	285,700	
			100% Alberta School Foundation Fund				
4350000	SE-35-24-22-4	160.00 Acres			I Individual		
	F LAND		T 1	FARMLAND	Taxable Total:	41,580	
			100% Alberta School Foundation Fund				
4351000	SW-35-24-22-4	130.65 Acres			I Individual		
	F LAND		T 1	FARMLAND	Taxable Total:	33,560	
			100% Alberta School Foundation Fund				
4351010	9311564 1 SW-35-24-22-4 245025 HWY 840	21.97 Acres			Southwest Corner I Individual		
	F LAND & IMPROVEMENTS		T 1	FARMLAND		2,190	
	R		T 103	RESIDENTIAL LAND & IMPROVEMENTS		172,460	
					Taxable Total:	174,650	
	R		E 901	RURAL RESIDENCE EXEMPTION (RAP)		61,540	
	R		E 903	FARM BUILDING EXEMPT		43,800	
			100% Alberta School Foundation Fund		Exempt Total:	105,340	
						Totals:	279,990
4352000	NE-36-24-22-4	160.00 Acres			C Corporation		
	F LAND		T 1	FARMLAND	Taxable Total:	39,350	
			100% Alberta School Foundation Fund				
4353000	NW-36-24-22-4	159.01 Acres			I Individual		



2019 Assessment Roll (Valuation Date 1-July, 2019) 2020 Taxation Year, Wheatland County

Assessment Year: 2019
Tax Year: 2020

Roll	Legal Address					Total
	F	LAND	T	1	FARMLAND	Taxable Total: 41,070
4354000	SE-36-24-22-4	160.00 Acres			100% The Golden Hills Reg. Div. 15	
					C Corporation	
	F	LAND	T	1	FARMLAND	Taxable Total: 41,060
4355000	SW-36-24-22-4	160.00 Acres			100% Alberta School Foundation Fund	
					I Individual	
	F	LAND	T	1	FARMLAND	Taxable Total: 41,240
4356000	NE-1-25-22-4	158.00 Acres			100% Alberta School Foundation Fund	
					I Individual	
	F	LAND	T	1	FARMLAND	Taxable Total: 33,560
4357000	NW-1-25-22-4	79.00 Acres			100% Alberta School Foundation Fund	
					EAST HALF	
					I Individual	
	F	LAND	T	1	FARMLAND	Taxable Total: 18,860
4358000	NW-1-25-22-4	75.00 Acres			100% The Golden Hills Reg. Div. 15	
					WEST HALF	
					I Individual	
	F	LAND	T	1	FARMLAND	Taxable Total: 15,330
4358010	1211438 1 1 NW-1-25-22-4	4.00 Acres			100% Alberta School Foundation Fund	
					NORTHWEST CORNER	
					I Individual	
	F	LAND	T	1	FARMLAND	Taxable Total: 650
4359000	SE-1-25-22-4	160.00 Acres			100% Alberta School Foundation Fund	
					C Corporation	
	F	LAND	T	1	FARMLAND	Taxable Total: 36,590
4360000	SW-1-25-22-4	159.01 Acres			100% Alberta School Foundation Fund	
					I Individual	
	F	LAND	T	1	FARMLAND	Taxable Total: 38,920
					100% Alberta School Foundation Fund	



2019 Assessment Roll (Valuation Date 1-July, 2019) 2020 Taxation Year, Wheatland County

Assessment Year: 2019
Tax Year: 2020

Roll	Legal Address					Total
4361000	NE-2-25-22-4	152.00 Acres				
	250048 RGE RD 221					
			I Individual			
	F LAND & IMPROVEMENTS	T 1 FARMLAND				36,220
	R	T 103 RESIDENTIAL LAND & IMPROVEMENTS				444,780
			Taxable Total:			481,000
	R	E 901 RURAL RESIDENCE EXEMPTION (RAP)				36,220
	R	E 903 FARM BUILDING EXEMPT				204,050
		100% Alberta School Foundation Fund	Exempt Total:			240,270
			Totals:			721,270
4362000	NE-2-25-22-4	6.00 Acres				
	221031 TWP RD 251					
			NORTHWEST CORNER			
			I Individual			
	F LAND & IMPROVEMENTS	T 1 FARMLAND				510
	R	T 103 RESIDENTIAL LAND & IMPROVEMENTS				205,390
			Taxable Total:			205,900
	R	E 901 RURAL RESIDENCE EXEMPTION (RAP)				510
		100% Alberta School Foundation Fund	Totals:			206,410
4363000	1411903 1 1	NW-2-25-22-4 109.69 Acres				
			6.57 Ac's in Standard Village			
			I Individual			
	F LAND	T 1 FARMLAND				24,820
		100% Alberta School Foundation Fund	Taxable Total:			
4364000	SE-2-25-22-4	159.26 Acres				
	250004 RGE RD 221					
			I Individual			
	F LAND & IMPROVEMENTS	T 1 FARMLAND				40,150
	R	T 103 RESIDENTIAL LAND & IMPROVEMENTS				307,860
			Taxable Total:			348,010
	R	E 901 RURAL RESIDENCE EXEMPTION (RAP)				61,540
		100% Alberta School Foundation Fund	Totals:			409,550
4365000	SW-2-25-22-4	153.38 Acres				
	250035 HWY 840					
			I Individual			
	F LAND & IMPROVEMENTS	T 1 FARMLAND				38,800
	R	T 103 RESIDENTIAL LAND & IMPROVEMENTS				244,650
			Taxable Total:			283,450
	R	E 901 RURAL RESIDENCE EXEMPTION (RAP)				39,850
	R	E 903 FARM BUILDING EXEMPT				5,020
		100% Alberta School Foundation Fund	Exempt Total:			44,870
			Totals:			328,320



2019 Assessment Roll (Valuation Date 1-July, 2019) 2020 Taxation Year, Wheatland County

Assessment Year: 2019
Tax Year: 2020

Roll	Legal Address	Total
4365010	0714749 1 1 SW-2-25-22-4 5.63 Acres	S.E. Corner LSD 3 I Individual
	F LAND T 1 FARMLAND 100% Alberta School Foundation Fund	Taxable Total: 1,050
4366000	NW-3-25-22-4 138.49 Acres	SOUTHEAST CORNER I Individual
	F LAND T 1 FARMLAND 100% Alberta School Foundation Fund	Taxable Total: 27,520
4367000	7711507 RW 25 NW-3-25-22-4 21.51 Acres	STANDARD LAGOON SITE M Municipal
	NR LAND E 162 OTHER MUNICIPAL EXEMPT 100% Alberta School Foundation Fund	Exempt Total: 146,490
4368000	SE-3-25-22-4 105.96 Acres 250036 HWY 840	LSD 1,PTN 7 & ALL OF 8 I Individual
	F LAND & IMPROVEMENTS T 1 FARMLAND	13,560
	R T 103 RESIDENTIAL LAND & IMPROVEMENTS	157,140
	R E 901 RURAL RESIDENCE EXEMPTION (RAP) 100% Alberta School Foundation Fund	Taxable Total: 170,700 13,560 Totals: 184,260
4368010	1511690 1 1 SE-3-25-22-4 1.98 Acres	NW Corner of LSD 8 M Municipal
	NR LAND E 155 WHEATLAND COUNTY EXEMPT 100% Alberta School Foundation Fund	Exempt Total: 40,740
4369000	SE-3-25-22-4 40.00 Acres 222036 TWP RD 250	LSD 2 I Individual
	F LAND & IMPROVEMENTS T 1 FARMLAND	5,870
	R T 103 RESIDENTIAL LAND & IMPROVEMENTS	459,430
	R E 901 RURAL RESIDENCE EXEMPTION (RAP) 100% Alberta School Foundation Fund	Taxable Total: 465,300 5,870 Totals: 471,170
4370000	SE-3-25-22-4 10.00 Acres	NORTHWEST CORNER M Municipal
	NR LAND E 162 OTHER MUNICIPAL EXEMPT 100% Alberta School Foundation Fund	Exempt Total: 111,000
4371000	SW-3-25-22-4 160.00 Acres	I Individual



2019 Assessment Roll (Valuation Date 1-July, 2019) 2020 Taxation Year, Wheatland County

Assessment Year: 2019
Tax Year: 2020

Roll	Legal Address					Total
	F	LAND	T	1	FARMLAND	Taxable Total: 33,330
4372000	NE-4-25-22-4	159.18 Acres			100% Alberta School Foundation Fund	
					I Individual	
	F	LAND	T	1	FARMLAND	Taxable Total: 40,110
4373000	NW-4-25-22-4	159.18 Acres			100% Alberta School Foundation Fund	
		223049 TWP RD 251			I Individual	
	F	LAND & IMPROVEMENTS	T	1	FARMLAND	38,990
	R		T	103	RESIDENTIAL LAND & IMPROVEMENTS	226,460
					Taxable Total:	265,450
	R		E	901	RURAL RESIDENCE EXEMPTION (RAP)	61,540
					100% Alberta School Foundation Fund	Totals: 326,990
4374000	SE-4-25-22-4	160.00 Acres				
					I Individual	
	F	LAND	T	1	FARMLAND	Taxable Total: 39,810
					100% Alberta School Foundation Fund	
4376000	SW-4-25-22-4	160.00 Acres				
					I Individual	
	F	LAND	T	1	FARMLAND	Taxable Total: 40,410
					100% Alberta School Foundation Fund	
4377000	NE-5-25-22-4	159.18 Acres				
					I Individual	
	F	LAND	T	1	FARMLAND	Taxable Total: 35,240
					100% Alberta School Foundation Fund	
4378000	NW-5-25-22-4	153.55 Acres				
					I Individual	
	F	LAND	T	1	FARMLAND	Taxable Total: 23,770
					100% Alberta School Foundation Fund	
4378010	RY372 RLY 25	NW-5-25-22-4 0.35 Acres			RAILWAY IN NORTHEAST CORNER C Corporation	
	R	LAND	T	104	RESIDENTIAL VACANT LAND	Taxable Total: 3,800
					100% Alberta School Foundation Fund	
4378020	RY372	NW-5-25-22-4 6,600 Sq. Feet			Orig. Rd Allow. adjoining west I Individual	
	R	LAND	T	104	RESIDENTIAL VACANT LAND	Taxable Total: 3,000



2019 Assessment Roll (Valuation Date 1-July, 2019) 2020 Taxation Year, Wheatland County

Assessment Year: 2019
Tax Year: 2020

Roll	Legal Address							Total
100% Alberta School Foundation Fund								
4379000	SE-5-25-22-4		160.00 Acres					
					I Individual			
	F	LAND		T 1 FARMLAND	Taxable Total:			39,510
100% Christ The Redeemer Reg. 3								
4380000	SW-5-25-22-4		156.51 Acres					
					I Individual			
	F	LAND		T 1 FARMLAND	Taxable Total:			35,790
100% Alberta School Foundation Fund								
4381000	NE-6-25-22-4		148.54 Acres					
					I Individual			
	F	LAND		T 1 FARMLAND	Taxable Total:			22,180
100% Alberta School Foundation Fund								
4381010	RY372	NE-6-25-22-4	7.33 Acres					
					EXTRA RIGHT OF WAY			
					I Individual			
	F	LAND		T 1 FARMLAND	Taxable Total:			550
100% Alberta School Foundation Fund								
4381020	NE-6-25-22-4		4.13 Acres					
					Along Abandoned Railway			
					I Individual			
	F	LAND		T 1 FARMLAND	Taxable Total:			310
100% Alberta School Foundation Fund								
4382000	NW-6-25-22-4		153.21 Acres					
					I Individual			
	F	LAND		T 1 FARMLAND	Taxable Total:			12,850
100% Alberta School Foundation Fund								
4382010	RY372	NW-6-25-22-4	8.67 Acres					
					I Individual			
	F	LAND		T 1 FARMLAND	Taxable Total:			460
100% Alberta School Foundation Fund								
4382020	NW-6-25-22-4		1.58 Acres					
					SOUTH OF RAILWAY			
					I Individual			
	F	LAND		T 1 FARMLAND	Taxable Total:			80
100% Alberta School Foundation Fund								
4383000	SE-6-25-22-4		157.49 Acres					
					I Individual			



2019 Assessment Roll (Valuation Date 1-July, 2019) 2020 Taxation Year, Wheatland County

Assessment Year: 2019
Tax Year: 2020

Roll	Legal Address					Total
	F	LAND	T	1	FARMLAND	Taxable Total: 12,080
4384000	SW-6-25-22-4	159.99 Acres			100% Alberta School Foundation Fund	
					I Individual	
	F	LAND	T	1	FARMLAND	Taxable Total: 25,830
4385000	NE-7-25-22-4	159.16 Acres			100% Alberta School Foundation Fund	
					I Individual	
	F	LAND	T	1	FARMLAND	Taxable Total: 35,240
4386000	NW-7-25-22-4	158.83 Acres			100% Alberta School Foundation Fund	
					I Individual	
	F	LAND	T	1	FARMLAND	Taxable Total: 41,510
4387000	SE-7-25-22-4	126.40 Acres			100% Alberta School Foundation Fund	
					I Individual	
	F	LAND	T	1	FARMLAND	Taxable Total: 29,190
4387010	8510316 1 SE-7-25-22-4 33.56 Acres	251038 RGE RD 225			100% Alberta School Foundation Fund	
					NORTHEAST CORNER	
					I Individual	
	F	LAND & IMPROVEMENTS	T	1	FARMLAND	4,200
	R		T	103	RESIDENTIAL LAND & IMPROVEMENTS	415,430
					Taxable Total:	419,630
	R		E	901	RURAL RESIDENCE EXEMPTION (RAP)	4,200
	R		E	903	FARM BUILDING EXEMPT	46,760
					100% Alberta School Foundation Fund	Exempt Total: 50,960
					Totals:	470,590
4388000	9112433 2 SW-7-25-22-4 158.15 Acres	251035 RGE RD 230			.39 ac from SE 12 25 23	
					I Individual	
	F	LAND & IMPROVEMENTS	T	1	FARMLAND	33,600
	R		T	103	RESIDENTIAL LAND & IMPROVEMENTS	360,560
					Taxable Total:	394,160
	R		E	901	RURAL RESIDENCE EXEMPTION (RAP)	61,540
					100% Alberta School Foundation Fund	Totals: 455,700
4389000	NE-8-25-22-4	158.83 Acres				
	224017 TWP RD 252				I Individual	



2019 Assessment Roll (Valuation Date 1-July, 2019) 2020 Taxation Year, Wheatland County

Assessment Year: 2019
Tax Year: 2020

Roll	Legal Address				Total
4390000	F	LAND & IMPROVEMENTS	T	1 FARMLAND	22,790
	R		T	103 RESIDENTIAL LAND & IMPROVEMENTS	369,760
				Taxable Total:	392,550
	R		E	901 RURAL RESIDENCE EXEMPTION (RAP)	61,540
				100% Alberta School Foundation Fund Totals:	454,090
4390000	0413519 2 2 NW-8-25-22-4 148.54 Acres C Corporation				
4390010	F	LAND	T	1 FARMLAND	36,450
				100% Alberta School Foundation Fund	
				Taxable Total:	
				SOUTHWEST CORNER	
				I Individual	
4391000	F	LAND & IMPROVEMENTS	T	1 FARMLAND	630
	R		T	103 RESIDENTIAL LAND & IMPROVEMENTS	391,270
				Taxable Total:	391,900
	R		E	901 RURAL RESIDENCE EXEMPTION (RAP)	630
				100% Alberta School Foundation Fund Totals:	392,530
4391000	SE-8-25-22-4 156.81 Acres I Individual				
4392000	F	LAND	T	1 FARMLAND	32,520
				100% Alberta School Foundation Fund	
				Taxable Total:	
4392000	SW-8-25-22-4 157.52 Acres 251005 RGE RD 225 I Individual				
4393000	F	LAND & IMPROVEMENTS	T	1 FARMLAND	34,190
	R		T	103 RESIDENTIAL LAND & IMPROVEMENTS	258,960
				Taxable Total:	293,150
	R		E	901 RURAL RESIDENCE EXEMPTION (RAP)	61,540
				100% Alberta School Foundation Fund Totals:	354,690
4393000	NE-9-25-22-4 160.00 Acres I Individual				
4394000	F	LAND	T	1 FARMLAND	27,600
				100% Alberta School Foundation Fund	
4394000	NW-9-25-22-4 160.00 Acres 223065 TWP RD 252 Owen Oil Tools -Shaped Charge Facility C Corporation				
	F	LAND & IMPROVEMENTS	T	1 FARMLAND	30,860
	ME		T	7 MACHINERY & EQUIPMENT	1,208,890
	NR		T	105 NON-RESEIDENTIAL LAND & IMPROVEMENTS	2,677,090
				100% Alberta School Foundation Fund Taxable Total:	3,916,840



2019 Assessment Roll (Valuation Date 1-July, 2019) 2020 Taxation Year, Wheatland County

Assessment Year: 2019
Tax Year: 2020

Roll	Legal Address					Total
4395000	SE-9-25-22-4	149.80 Acres				
			I	Individual		
	F	LAND	T	1	FARMLAND	
					100% Alberta School Foundation Fund	
					Taxable Total:	32,080
4395010	RY372 SE-9-25-22-4	6.09 Acres				
					ABANDONED RAILWAY	
			I	Individual		
	R	LAND	T	104	RESIDENTIAL VACANT LAND	
					100% Alberta School Foundation Fund	
					Taxable Total:	63,200
4395020	SE-9-25-22-4	0.92 Acres				
					50' Strip North & South of R/R	
			I	Individual		
	R	LAND	T	104	RESIDENTIAL VACANT LAND	
					100% Alberta School Foundation Fund	
					Taxable Total:	19,400
4396000	SW-9-25-22-4	149.34 Acres				
			I	Individual		
	F	LAND	T	1	FARMLAND	
					100% Alberta School Foundation Fund	
					Taxable Total:	35,960
4396010	RY372 SW-9-25-22-4	6.09 Acres				
					ABANDONED RAILWAY	
			I	Individual		
	F	LAND	T	1	FARMLAND	
					100% Alberta School Foundation Fund	
					Taxable Total:	950
4396020	SW-9-25-22-4	1.38 Acres				
					ADJACENT TO ABANDONED RAILWAY	
			I	Individual		
	F	LAND	T	1	FARMLAND	
					100% Alberta School Foundation Fund	
					Taxable Total:	230
4397000	NE-10-25-22-4	80.00 Acres				
	901 ELSINOR AVE				WEST HALF	
			I	Individual		
	F	LAND & IMPROVEMENTS	T	1	FARMLAND	18,430
	R		T	103	RESIDENTIAL LAND & IMPROVEMENTS	284,480
					Taxable Total:	302,910
	R		E	901	RURAL RESIDENCE EXEMPTION (RAP)	61,540
	R		E	903	FARM BUILDING EXEMPT	8,220
					100% Alberta School Foundation Fund	
					Exempt Total:	69,760
					Totals:	372,670
4398000	NE-10-25-22-4	74.97 Acres				
					EAST HALF	
			I	Individual		
	F	LAND	T	1	FARMLAND	
					Taxable Total:	18,220



2019 Assessment Roll (Valuation Date 1-July, 2019) 2020 Taxation Year, Wheatland County

Assessment Year: 2019
Tax Year: 2020

Roll	Legal Address						Total
			100% Alberta School Foundation Fund				
4399000	NE-10-25-22-4	4.00 Acres				SOUTHWEST CORNER Standard Cemetery M Municipal	
	NR	LAND	E	159	CEMETARY EXEMPT	Exempt Total:	79,290
			100% Alberta School Foundation Fund				
4400000	NW-10-25-22-4	160.00 Acres				I Individual	
	F	LAND	T	1	FARMLAND	Taxable Total:	39,110
			100% Alberta School Foundation Fund				
4401000	SW-10-25-22-4	80.41 Acres				NORTHERLY PART I Individual	
	F	LAND	T	1	FARMLAND	Taxable Total:	19,590
			100% Alberta School Foundation Fund				
4401010	1811175 2 1 SW-10-25-22-4	9.96 Acres				PART NE LSD 3 & SE LSD 6 M Municipal	
	NR	LAND	E	162	OTHER MUNICIPAL EXEMPT	Exempt Total:	15,790
			100% Alberta School Foundation Fund				
4402000	1212287 1 1 S -10-25-22-4	56.58 Acres				SOUTH OF RAILWAY C Corporation	
	F	LAND	T	1	FARMLAND	Taxable Total:	9,070
			100% Alberta School Foundation Fund				
4404000	8210274 1 SW-10-25-22-4	5.96 Acres				SOUTHWEST CORNER Standard Waste Transfer Station M Municipal	
	251001 RGE RD 223						
	NR	LAND & IMPROVEMENTS	E	158	WASTE TRANSFER SITES EXEMPT	Exempt Total:	112,620
			100% Alberta School Foundation Fund				
4406000	NE-11-25-22-4	80.00 Acres				EAST HALF LSD 9 & 16 I Individual	
	F	LAND	T	1	FARMLAND	Taxable Total:	18,090
			100% Alberta School Foundation Fund				
4407000	NE-11-25-22-4	80.00 Acres				WEST HALF LAD 10 & 15 I Individual	
	F	LAND	T	1	FARMLAND	Taxable Total:	19,430
			100% Alberta School Foundation Fund				
4408000	NW-11-25-22-4	158.97 Acres				I Individual	



2019 Assessment Roll (Valuation Date 1-July, 2019) 2020 Taxation Year, Wheatland County

Assessment Year: 2019
Tax Year: 2020

Roll	Legal Address					Total
	F	LAND	T	1	FARMLAND	Taxable Total: 39,240
					100% Alberta School Foundation Fund	
4409000	SE-11-25-22-4	40.00 Acres				LSD 8 I Individual
	F	LAND	T	1	FARMLAND	Taxable Total: 8,370
					100% The Golden Hills Reg. Div. 15	
4410000	SE-11-25-22-4	39.50 Acres				WEST HALF LSD 2&7 I Individual
	F	LAND	T	1	FARMLAND	Taxable Total: 9,170
					100% Alberta School Foundation Fund	
4411000	SE-11-25-22-4	39.50 Acres				EAST 1/2 OF LSD 2 & 7 I Individual
	F	LAND	T	1	FARMLAND	Taxable Total: 9,050
					100% Alberta School Foundation Fund	
4412000	SE-11-25-22-4	39.00 Acres				LSD 1 I Individual
	F	LAND	T	1	FARMLAND	Taxable Total: 8,730
					100% Alberta School Foundation Fund	
4413000	SW-11-25-22-4	79.00 Acres				EAST HALF I Individual
	F	LAND	T	1	FARMLAND	Taxable Total: 19,960
					100% Alberta School Foundation Fund	
4414000	NE-12-25-22-4	160.00 Acres				I Individual
	F	LAND	T	1	FARMLAND	Taxable Total: 31,120
					100% Alberta School Foundation Fund	
4415000	NW-12-25-22-4	160.00 Acres				I Individual
	F	LAND	T	1	FARMLAND	Taxable Total: 37,790
					100% The Golden Hills Reg. Div. 15	
4416000	SE-12-25-22-4	149.98 Acres				I Individual
	F	LAND	T	1	FARMLAND	Taxable Total: 11,900
					100% Alberta School Foundation Fund	



2019 Assessment Roll (Valuation Date 1-July, 2019) 2020 Taxation Year, Wheatland County

Assessment Year: 2019
Tax Year: 2020

Roll	Legal Address	Total
4416010	0814233 1 1 SE-12-25-22-4 8.00 Acres 220036 TWP RD 251	SW Corner I Individual
	F LAND & IMPROVEMENTS	410
	R T 1 FARMLAND	399,860
	T 103 RESIDENTIAL LAND & IMPROVEMENTS	400,270
	R E 901 RURAL RESIDENCE EXEMPTION (RAP)	61,540
	100% Alberta School Foundation Fund	Totals: 461,810
4417000	SW-12-25-22-4 158.00 Acres	I Individual
	F LAND	Taxable Total: 37,900
	T 1 FARMLAND	
	100% The Golden Hills Reg. Div. 15	
4418000	NE-13-25-22-4 160.00 Acres	C Corporation
	F LAND	Taxable Total: 36,880
	T 1 FARMLAND	
	100% The Golden Hills Reg. Div. 15	
4419000	NW-13-25-22-4 160.00 Acres 252047 RGE RD 221	I Individual
	F LAND & IMPROVEMENTS	40,630
	R T 1 FARMLAND	147,830
	T 103 RESIDENTIAL LAND & IMPROVEMENTS	Taxable Total: 188,460
	R E 901 RURAL RESIDENCE EXEMPTION (RAP)	30,770
	100% Alberta School Foundation Fund	Totals: 219,230
4420000	SE-13-25-22-4 160.00 Acres	I Individual
	F LAND	Taxable Total: 37,120
	T 1 FARMLAND	
	100% Alberta School Foundation Fund	
4421000	SW-13-25-22-4 160.00 Acres	I Individual
	F LAND	Taxable Total: 38,640
	T 1 FARMLAND	
	100% The Golden Hills Reg. Div. 15	
4422000	NE-14-25-22-4 160.00 Acres	I Individual
	F LAND	Taxable Total: 40,280
	T 1 FARMLAND	
	100% Alberta School Foundation Fund	
4423000	NW-14-25-22-4 158.27 Acres	I Individual



2019 Assessment Roll (Valuation Date 1-July, 2019) 2020 Taxation Year, Wheatland County

Assessment Year: 2019
Tax Year: 2020

Roll	Legal Address					Total
	F	LAND	T	1	FARMLAND	
					100% Alberta School Foundation Fund	Taxable Total: 34,010
4424000	SE-14-25-22-4	160.00 Acres				
	221028 TWP RD 252					I Individual
	F	LAND & IMPROVEMENTS	T	1	FARMLAND	36,390
	R		T	103	RESIDENTIAL LAND & IMPROVEMENTS	247,960
						Taxable Total: 284,350
	R		E	901	RURAL RESIDENCE EXEMPTION (RAP)	61,540
					100% Alberta School Foundation Fund	Totals: 345,890
4425000	SW-14-25-22-4	158.96 Acres				
						I Individual
	F	LAND	T	1	FARMLAND	
					100% Alberta School Foundation Fund	Taxable Total: 37,040
4426000	NE-15-25-22-4	158.96 Acres				
						I Individual
	F	LAND	T	1	FARMLAND	
					100% Alberta School Foundation Fund	Taxable Total: 35,530
4427000	NW-15-25-22-4	160.00 Acres				
						I Individual
	F	LAND	T	1	FARMLAND	
					100% Alberta School Foundation Fund	Taxable Total: 29,140
4428000	SE-15-25-22-4	159.16 Acres				
						I Individual
	F	LAND	T	1	FARMLAND	
					100% Alberta School Foundation Fund	Taxable Total: 37,030
4429000	SW-15-25-22-4	159.53 Acres				
						I Individual
	F	LAND	T	1	FARMLAND	
					100% Alberta School Foundation Fund	Taxable Total: 12,500
4430000	NE-16-25-22-4	160.00 Acres				
						I Individual
	F	LAND	T	1	FARMLAND	
					100% Alberta School Foundation Fund	Taxable Total: 11,720
4431000	NW-16-25-22-4	160.00 Acres				
						I Individual
	F	LAND	T	1	FARMLAND	
						Taxable Total: 33,490



2019 Assessment Roll (Valuation Date 1-July, 2019) 2020 Taxation Year, Wheatland County

Assessment Year: 2019
Tax Year: 2020

Roll	Legal Address						Total	
100% Alberta School Foundation Fund								
4432000	SE-16-25-22-4 223020 TWP RD 252	159.79 Acres						
			I Individual					
	F LAND & IMPROVEMENTS		T 1	FARMLAND			11,590	
	R		T 103	RESIDENTIAL LAND & IMPROVEMENTS			148,660	
			Taxable Total:					160,250
	R		E 901	RURAL RESIDENCE EXEMPTION (RAP)			61,540	
	R		E 903	FARM BUILDING EXEMPT			13,390	
			100% Alberta School Foundation Fund			Exempt Total:	74,930	
			Totals:					235,180
100% Alberta School Foundation Fund								
4433000	SW-16-25-22-4	160.00 Acres						
			I Individual					
	F LAND		T 1	FARMLAND			Taxable Total:	12,410
100% Alberta School Foundation Fund								
4434000	NE-17-25-22-4	160.00 Acres						
			C Corporation					
	F LAND		T 1	FARMLAND			Taxable Total:	28,650
			100% Alberta School Foundation Fund					
100% Alberta School Foundation Fund								
4435000	NW-17-25-22-4	160.00 Acres						
			I Individual					
	F LAND		T 1	FARMLAND			Taxable Total:	37,330
			100% Alberta School Foundation Fund					
100% Alberta School Foundation Fund								
4436000	SE-17-25-22-4	158.15 Acres						
			C Corporation					
	F LAND		T 1	FARMLAND			Taxable Total:	34,730
			100% Alberta School Foundation Fund					
100% Alberta School Foundation Fund								
4437000	SW-17-25-22-4	160.00 Acres						
			I Individual					
	F LAND		T 1	FARMLAND			Taxable Total:	39,590
			100% Alberta School Foundation Fund					
100% Alberta School Foundation Fund								
4438000	NE-18-25-22-4	160.00 Acres						
			I Individual					
	F LAND		T 1	FARMLAND			Taxable Total:	38,750
			100% Alberta School Foundation Fund					
100% Alberta School Foundation Fund								
4439000	NW-18-25-22-4	160.00 Acres						
			I Individual					



2019 Assessment Roll (Valuation Date 1-July, 2019) 2020 Taxation Year, Wheatland County

Assessment Year: 2019
Tax Year: 2020

Roll	Legal Address					Total
	F	LAND	T	1	FARMLAND	Taxable Total: 35,830
					100% Alberta School Foundation Fund	
4440000	SE-18-25-22-4	159.73 Acres				I Individual
	F	LAND	T	1	FARMLAND	Taxable Total: 37,160
					100% Alberta School Foundation Fund	
4441000	SW-18-25-22-4	160.00 Acres				I Individual
		225070A TWP RD 252				
	F	LAND & IMPROVEMENTS	T	1	FARMLAND	39,830
	R		T	103	RESIDENTIAL LAND & IMPROVEMENTS	134,000
						Taxable Total: 173,830
	R		E	901	RURAL RESIDENCE EXEMPTION (RAP)	19,500
					100% Alberta School Foundation Fund	Totals: 193,330
4442000	NE-19-25-22-4	160.00 Acres				I Individual
	F	LAND	T	1	FARMLAND	Taxable Total: 29,450
					100% Alberta School Foundation Fund	
4443000	NW-19-25-22-4	160.00 Acres				I Individual
	F	LAND	T	1	FARMLAND	Taxable Total: 35,970
					100% Alberta School Foundation Fund	
4444000	SE-19-25-22-4	160.00 Acres				I Individual
	F	LAND	T	1	FARMLAND	Taxable Total: 39,380
					100% Alberta School Foundation Fund	
4445000	SW-19-25-22-4	160.00 Acres				I Individual
	F	LAND	T	1	FARMLAND	Taxable Total: 35,690
					100% Alberta School Foundation Fund	
4446000	NE-20-25-22-4	155.69 Acres				I Individual
	F	LAND	T	1	FARMLAND	Taxable Total: 26,800
					100% Alberta School Foundation Fund	
4446010	NE-20-25-22-4	2.00 Acres				ROAD ALLOWANCE
						I Individual
	F	LAND	T	1	FARMLAND	Taxable Total: 330



2019 Assessment Roll (Valuation Date 1-July, 2019) 2020 Taxation Year, Wheatland County

Assessment Year: 2019
Tax Year: 2020

Roll	Legal Address					Total
	100% Alberta School Foundation Fund					
4447000	NE-20-25-22-4	2.00 Acres			PTN OF RD. ALLOW. BETWEEN M Municipal	
	NR	LAND	E	155	WHEATLAND COUNTY EXEMPT 100% Alberta School Foundation Fund	Exempt Total: 2,130
4448000	NW-20-25-22-4	157.69 Acres			I Individual	
	F	LAND	T	1	FARMLAND	Taxable Total: 37,810
	100% Alberta School Foundation Fund					
4449000	SE-20-25-22-4	131.21 Acres			Southwest of Road I Individual	
	F	LAND & IMPROVEMENTS	T	1	FARMLAND	30,650
	R		E	903	FARM BUILDING EXEMPT	47,240
					100% Alberta School Foundation Fund	Totals: 77,890
4449010	9811780 1 SE-20-25-22-4	27.89 Acres			Northeast Corner, NE of Road I Individual	
	F	LAND & IMPROVEMENTS	T	1	FARMLAND	1,350
	R		T	103	RESIDENTIAL LAND & IMPROVEMENTS	350,350
					100% Alberta School Foundation Fund	Taxable Total: 351,700
	R		E	901	RURAL RESIDENCE EXEMPTION (RAP)	1,350
					100% Alberta School Foundation Fund	Totals: 353,050
4451000	SW-20-25-22-4	160.00 Acres			I Individual	
	F	LAND	T	1	FARMLAND	Taxable Total: 40,380
					100% Alberta School Foundation Fund	
4452000	NE-21-25-22-4	160.00 Acres			I Individual	
	F	LAND	T	1	FARMLAND	Taxable Total: 11,590
	100% Alberta School Foundation Fund					
4453000	NW-21-25-22-4	152.87 Acres			I Individual	
	F	LAND	T	1	FARMLAND	Taxable Total: 11,240
					100% Alberta School Foundation Fund	
4453010	0212073 1 1 NW-21-25-22-4	7.13 Acres			N.E. PART OF LSD 13 I Individual	
		223077 TWP RD 254				
	F	LAND & IMPROVEMENTS	T	1	FARMLAND	370



2019 Assessment Roll (Valuation Date 1-July, 2019) 2020 Taxation Year, Wheatland County

Assessment Year: 2019
Tax Year: 2020

Roll	Legal Address					Total
	R		T	103	RESIDENTIAL LAND & IMPROVEMENTS	278,830
					Taxable Total:	279,200
	R		E	901	RURAL RESIDENCE EXEMPTION (RAP)	370
				100%	Alberta School Foundation Fund	Totals: 279,570
4454000	SE-21-25-22-4	153.04 Acres				
	252082A RGE RD 223				I Individual	
	F LAND & IMPROVEMENTS		T	1	FARMLAND	24,860
	R		T	103	RESIDENTIAL LAND & IMPROVEMENTS	324,510
					Taxable Total:	349,370
	R		E	901	RURAL RESIDENCE EXEMPTION (RAP)	92,310
	R		E	903	FARM BUILDING EXEMPT	12,840
				100%	Alberta School Foundation Fund	Exempt Total: 105,150
					Totals:	454,520
4454010	0112438 1 1	SE-21-25-22-4 4.23 Acres			NE PORTION, E OF WATER SUPPLY	
	253026 RGE RD 223				I Individual	
	F LAND & IMPROVEMENTS		T	1	FARMLAND	80
	R		T	103	RESIDENTIAL LAND & IMPROVEMENTS	366,220
					Taxable Total:	366,300
	R		E	901	RURAL RESIDENCE EXEMPTION (RAP)	80
				100%	Christ The Redeemer Reg. 3	Totals: 366,380
4455000	0310528 1 2	SE-21-25-22-4 2.73 Acres			WATER SUPPLY FOR STANDARD	
					M Municipal	
	NR LAND		E	162	OTHER MUNICIPAL EXEMPT	Exempt Total: 71,000
				100%	Alberta School Foundation Fund	
4456000	SW-21-25-22-4	160.00 Acres			I Individual	
	F LAND		T	1	FARMLAND	Taxable Total: 22,440
				100%	Alberta School Foundation Fund	
4457000	1313157 1 1	NE-22-25-22-4 158.44 Acres			I Individual	
	F LAND		T	1	FARMLAND	Taxable Total: 32,070
				100%	Alberta School Foundation Fund	
4458000	NW-22-25-22-4	160.00 Acres			I Individual	
	F LAND		T	1	FARMLAND	Taxable Total: 33,770
				100%	Alberta School Foundation Fund	



2019 Assessment Roll (Valuation Date 1-July, 2019) 2020 Taxation Year, Wheatland County

Assessment Year: 2019
Tax Year: 2020

Roll	Legal Address	Total
4459000	SE-22-25-22-4 159.95 Acres 253010A HWY 840	
	I Individual	
	F LAND & IMPROVEMENTS T 1 FARMLAND	23,250
	R T 103 RESIDENTIAL LAND & IMPROVEMENTS	186,660
		Taxable Total: 209,910
	R E 901 RURAL RESIDENCE EXEMPTION (RAP)	61,540
	100% Alberta School Foundation Fund	Totals: 271,450
4460000	SW-22-25-22-4 160.00 Acres	
	I Individual	
	F LAND T 1 FARMLAND	
	100% Alberta School Foundation Fund	Taxable Total: 27,550
4461000	NE-23-25-22-4 160.00 Acres	
	C Corporation	
	F LAND T 1 FARMLAND	
	100% Alberta School Foundation Fund	Taxable Total: 29,560
4462000	NW-23-25-22-4 152.52 Acres	
	I Individual	
	F LAND T 1 FARMLAND	
	100% Alberta School Foundation Fund	Taxable Total: 26,720
4463000	SE-23-25-22-4 160.00 Acres	
	C Corporation	
	F LAND T 1 FARMLAND	
	100% Alberta School Foundation Fund	Taxable Total: 32,460
4464000	1313157 2 1 SW-23-25-22-4 149.18 Acres 253010B HWY 840	
	I Individual	
	F LAND & IMPROVEMENTS T 1 FARMLAND	27,340
	R T 103 RESIDENTIAL LAND & IMPROVEMENTS	189,960
		Taxable Total: 217,300
	R E 901 RURAL RESIDENCE EXEMPTION (RAP)	61,540
	100% Alberta School Foundation Fund	Totals: 278,840
4465000	NE-24-25-22-4 158.22 Acres	
	C Corporation	
	F LAND T 1 FARMLAND	
	100% The Golden Hills Reg. Div. 15	Taxable Total: 37,720
4466000	NW-24-25-22-4 160.00 Acres	
	C Corporation	



2019 Assessment Roll (Valuation Date 1-July, 2019) 2020 Taxation Year, Wheatland County

Assessment Year: 2019
Tax Year: 2020

Roll	Legal Address					Total
	F	LAND	T	1	FARMLAND	Taxable Total: 27,980
4467000	SE-24-25-22-4	160.00 Acres			100% The Golden Hills Reg. Div. 15	
					C Corporation	
	F	LAND	T	1	FARMLAND	Taxable Total: 37,180
4468000	SW-24-25-22-4	152.58 Acres			100% The Golden Hills Reg. Div. 15	
					C Corporation	
	F	LAND	T	1	FARMLAND	Taxable Total: 30,210
4468010	1013072 1 1 SW-24-25-22-4 7.42 Acres				100% The Golden Hills Reg. Div. 15	
		253025 RGE RD 221			S EASTERLY PART LSD 5	
					I Individual	
	F	LAND & IMPROVEMENTS	T	1	FARMLAND	290
	R		T	103	RESIDENTIAL LAND & IMPROVEMENTS	663,010
					Taxable Total:	663,300
	R		E	901	RURAL RESIDENCE EXEMPTION (RAP)	290
					100% Alberta School Foundation Fund	Totals: 663,590
4469000	NE-25-25-22-4	160.00 Acres				
					C Corporation	
	F	LAND	T	1	FARMLAND	Taxable Total: 35,940
					100% The Golden Hills Reg. Div. 15	
4470000	NW-25-25-22-4	160.00 Acres				
					I Individual	
	F	LAND	T	1	FARMLAND	Taxable Total: 17,940
					100% Alberta School Foundation Fund	
4471000	SE-25-25-22-4	157.42 Acres				
					C Corporation	
	F	LAND	T	1	FARMLAND	Taxable Total: 37,450
					100% The Golden Hills Reg. Div. 15	
4472000	SW-25-25-22-4	160.00 Acres				
					I Individual	
	F	LAND	T	1	FARMLAND	Taxable Total: 30,690
					100% Alberta School Foundation Fund	
4473000	NE-26-25-22-4	160.00 Acres				
					I Individual	
	F	LAND	T	1	FARMLAND	Taxable Total: 24,280



2019 Assessment Roll (Valuation Date 1-July, 2019) 2020 Taxation Year, Wheatland County

Assessment Year: 2019
Tax Year: 2020

Roll	Legal Address						Total
			100% Alberta School Foundation Fund				
4474000	NW-26-25-22-4	160.00 Acres					
			I Individual				
	F LAND		T 1 FARMLAND	Taxable Total:			21,360
			100% Alberta School Foundation Fund				
4475000	SE-26-25-22-4	160.00 Acres					
			C Corporation				
	F LAND		T 1 FARMLAND	Taxable Total:			34,780
			100% Alberta School Foundation Fund				
4476000	SW-26-25-22-4	159.24 Acres					
			I Individual				
	F LAND		T 1 FARMLAND	Taxable Total:			26,390
			100% Alberta School Foundation Fund				
4477000	NE-27-25-22-4	153.88 Acres					
			I Individual				
	F LAND		T 1 FARMLAND	Taxable Total:			22,020
			100% Alberta School Foundation Fund				
4478000	NW-27-25-22-4	160.00 Acres					
			I Individual				
	F LAND		T 1 FARMLAND	Taxable Total:			33,850
			100% Alberta School Foundation Fund				
4479000	SE-27-25-22-4	155.47 Acres					
			I Individual				
	F LAND		T 1 FARMLAND	Taxable Total:			33,230
			100% Alberta School Foundation Fund				
4480000	SW-27-25-22-4	159.36 Acres					
	222078 TWP RD 254		I Individual				
	F LAND & IMPROVEMENTS		T 1 FARMLAND				34,950
	R		T 103 RESIDENTIAL LAND & IMPROVEMENTS				725,150
			Taxable Total:				760,100
	R		E 901 RURAL RESIDENCE EXEMPTION (RAP)				34,950
			100% Alberta School Foundation Fund		Totals:		795,050
4481000	NE-28-25-22-4	160.00 Acres					
			I Individual				
	F LAND		T 1 FARMLAND	Taxable Total:			34,970



2019 Assessment Roll (Valuation Date 1-July, 2019) 2020 Taxation Year, Wheatland County

Assessment Year: 2019
Tax Year: 2020

Roll	Legal Address						Total
			100% Alberta School Foundation Fund				
4482000	NW-28-25-22-4	160.00 Acres					
					I Individual		
	F LAND		T 1 FARMLAND		Taxable Total:		40,300
			100% Alberta School Foundation Fund				
4483000	SE-28-25-22-4	159.15 Acres					
					I Individual		
	F LAND		T 1 FARMLAND		Taxable Total:		34,690
			100% Alberta School Foundation Fund				
4484000	SE-28-25-22-4	1.20 Acres			RD.ALLOWANCE ON S.BOUNDRY		
					I Individual		
	F LAND		T 1 FARMLAND		Taxable Total:		80
			100% Alberta School Foundation Fund				
4485000	SW-28-25-22-4	158.42 Acres					
	223051 TWP RD 254				I Individual		
	F LAND & IMPROVEMENTS		T 1 FARMLAND				39,100
	R		T 103 RESIDENTIAL LAND & IMPROVEMENTS				376,410
					Taxable Total:		415,510
	R		E 901 RURAL RESIDENCE EXEMPTION (RAP)				61,540
	R		E 903 FARM BUILDING EXEMPT				24,650
			100% Christ The Redeemer Reg. 3		Exempt Total:		86,190
					Totals:		501,700
4486000	SW-28-25-22-4	0.47 Acres			RD.ALLOWANCE ON S. BOUNDRY		
					I Individual		
	R LAND		T 104 RESIDENTIAL VACANT LAND		Taxable Total:		1,500
			100% Christ The Redeemer Reg. 3				
4487000	NE-29-25-22-4	160.00 Acres					
					I Individual		
	F LAND		T 1 FARMLAND		Taxable Total:		39,880
			100% Christ The Redeemer Reg. 3				
4488000	NW-29-25-22-4	159.69 Acres					
					I Individual		
	F LAND		T 1 FARMLAND		Taxable Total:		30,470
			100% Alberta School Foundation Fund				
4489000	SE-29-25-22-4	157.88 Acres					
					I Individual		



2019 Assessment Roll (Valuation Date 1-July, 2019) 2020 Taxation Year, Wheatland County

Assessment Year: 2019
Tax Year: 2020

Roll	Legal Address					Total	
	F	LAND	T	1	FARMLAND	Taxable Total:	34,890
					100% Christ The Redeemer Reg. 3		
4490000	SW-29-25-22-4	158.39 Acres				I Individual	
	F	LAND	T	1	FARMLAND	Taxable Total:	36,950
					100% Alberta School Foundation Fund		
4491000	NE-30-25-22-4	160.00 Acres				I Individual	
	F	LAND	T	1	FARMLAND	Taxable Total:	28,280
					100% The Golden Hills Reg. Div. 15		
4492000	NW-30-25-22-4	160.00 Acres				I Individual	
	F	LAND	T	1	FARMLAND	Taxable Total:	24,280
					100% The Golden Hills Reg. Div. 15		
4493000	SE-30-25-22-4	157.43 Acres				I Individual	
	F	LAND	T	1	FARMLAND	Taxable Total:	36,220
					100% The Golden Hills Reg. Div. 15		
4494000	SW-30-25-22-4	158.98 Acres				I Individual	
	F	LAND	T	1	FARMLAND	Taxable Total:	31,040
					100% The Golden Hills Reg. Div. 15		
4495000	SE-31-25-22-4	160.00 Acres				I Individual	
	F	LAND	T	1	FARMLAND	Taxable Total:	14,500
					100% Alberta School Foundation Fund		
4496000	SW-31-25-22-4	160.00 Acres				I Individual	
	F	LAND	T	1	FARMLAND	Taxable Total:	25,310
					100% Alberta School Foundation Fund		
4497000	NE-32-25-22-4	131.10 Acres				C Corporation	
	F	LAND	T	1	FARMLAND	Taxable Total:	27,890
					100% The Golden Hills Reg. Div. 15		



2019 Assessment Roll (Valuation Date 1-July, 2019) 2020 Taxation Year, Wheatland County

Assessment Year: 2019
Tax Year: 2020

Roll	Legal Address	Total
4497010	8910239 1 NE-32-25-22-4 26.91 Acres 224019 HWY 564	NORTH CENTER PORTION I Individual
	F LAND & IMPROVEMENTS T 1 FARMLAND	1,510
	R T 103 RESIDENTIAL LAND & IMPROVEMENTS	141,390
		Taxable Total: 142,900
	R E 901 RURAL RESIDENCE EXEMPTION (RAP) 100% Alberta School Foundation Fund	1,510
		Totals: 144,410
4499000	SE-32-25-22-4 160.00 Acres	I Individual
	F LAND T 1 FARMLAND	Taxable Total: 39,550
		100% Alberta School Foundation Fund
4500010	SW-32-25-22-4 121.40 Acres	I Individual
	F LAND T 1 FARMLAND	Taxable Total: 27,850
		100% Alberta School Foundation Fund
4500020	8410607 9 SW-32-25-22-4 37.71 Acres	WEST OF ROADWAY I Individual
	F LAND T 1 FARMLAND	Taxable Total: 6,010
		100% Alberta School Foundation Fund
4501000	NE-33-25-22-4 158.01 Acres	I Individual
	F LAND T 1 FARMLAND	Taxable Total: 36,780
		100% Alberta School Foundation Fund
4502000	NW-33-25-22-4 154.34 Acres	Tower-Fire1, Hybrid Wireless former PCC C Corporation
	F LAND & IMPROVEMENTS T 1 FARMLAND	35,330
	NR T 105 NON-RESEIDENTIAL LAND & IMPROVEMENTS	83,080
		100% The Golden Hills Reg. Div. 15 Taxable Total: 118,410
4503000	NW-33-25-22-4 3.67 Acres	NORTHWEST CORNER Telus Communications Tower C Corporation
	NR LAND & IMPROVEMENTS T 105 NON-RESEIDENTIAL LAND & IMPROVEMENTS	Taxable Total: 204,300
		100% Alberta School Foundation Fund
4504000	SE-33-25-22-4 160.00 Acres	I Individual
	F LAND T 1 FARMLAND	Taxable Total: 38,080



2019 Assessment Roll (Valuation Date 1-July, 2019) 2020 Taxation Year, Wheatland County

Assessment Year: 2019
Tax Year: 2020

Roll	Legal Address						Total
			100% Alberta School Foundation Fund				
4505000	SW-33-25-22-4	160.00 Acres					
			I Individual				
	F	LAND	T	1	FARMLAND	Taxable Total:	38,050
			100% The Golden Hills Reg. Div. 15				
4506000	NE-34-25-22-4	155.23 Acres					
			I Individual				
	F	LAND	T	1	FARMLAND	Taxable Total:	33,440
			100% Alberta School Foundation Fund				
4507000	NW-34-25-22-4	158.01 Acres					
			I Individual				
	F	LAND	T	1	FARMLAND	Taxable Total:	39,050
			100% Alberta School Foundation Fund				
4508000	SE-34-25-22-4	153.83 Acres					
			I Individual				
	F	LAND	T	1	FARMLAND	Taxable Total:	25,030
			100% Alberta School Foundation Fund				
4509000	SW-34-25-22-4	160.00 Acres					
			I Individual				
	F	LAND	T	1	FARMLAND	Taxable Total:	39,490
			100% Alberta School Foundation Fund				
4510000	NE-35-25-22-4	158.00 Acres					
			I Individual				
	F	LAND	T	1	FARMLAND	Taxable Total:	32,800
			100% Alberta School Foundation Fund				
4511000	NW-35-25-22-4	156.98 Acres					
	255043A HWY 840		I Individual				
	F	LAND & IMPROVEMENTS	T	1	FARMLAND		22,840
	R		T	103	RESIDENTIAL LAND & IMPROVEMENTS		358,330
			Taxable Total:				381,170
	R		E	901	RURAL RESIDENCE EXEMPTION (RAP)		92,310
	R		E	903	FARM BUILDING EXEMPT		7,440
			100% Alberta School Foundation Fund				
			Exempt Total:				99,750
			Totals:				480,920
4512000	SE-35-25-22-4	160.00 Acres					
			I Individual				



2019 Assessment Roll (Valuation Date 1-July, 2019) 2020 Taxation Year, Wheatland County

Assessment Year: 2019
Tax Year: 2020

Roll	Legal Address						Total
	F	LAND	T	1	FARMLAND	Taxable Total:	23,180
4513000	SW-35-25-22-4	160.00 Acres			100% Alberta School Foundation Fund		
						I Individual	
	F	LAND	T	1	FARMLAND	Taxable Total:	33,400
4514000	NE-36-25-22-4	157.64 Acres			100% Alberta School Foundation Fund		
						I Individual	
	F	LAND	T	1	FARMLAND	Taxable Total:	20,220
4515000	NW-36-25-22-4	157.43 Acres			100% Alberta School Foundation Fund		
						Clay Pit	
						I Individual	
	F	LAND	T	1	FARMLAND		24,440
	NR		T	105	NON-RESEIDENTIAL LAND & IMPROVEMENTS		74,130
4516000	SE-36-25-22-4	160.00 Acres			100% Alberta School Foundation Fund	Taxable Total:	98,570
						I Individual	
	F	LAND	T	1	FARMLAND	Taxable Total:	22,540
4517000	SW-36-25-22-4	104.50 Acres			100% Alberta School Foundation Fund		
						I Individual	
	F	LAND	T	1	FARMLAND	Taxable Total:	22,110
4517010	SW-36-25-22-4	55.50 Acres			100% Alberta School Foundation Fund		
						SOUTHWEST PORTION	
						I Individual	
	F	LAND	T	1	FARMLAND	Taxable Total:	3,580
4518000	NE-1-26-22-4	160.00 Acres			100% Alberta School Foundation Fund		
						C Corporation	
	F	LAND	T	1	FARMLAND	Taxable Total:	33,300
4519000	NW-1-26-22-4	160.00 Acres			100% Alberta School Foundation Fund		
						C Corporation	
	F	LAND	T	1	FARMLAND	Taxable Total:	26,770
					100% Alberta School Foundation Fund		



2019 Assessment Roll (Valuation Date 1-July, 2019) 2020 Taxation Year, Wheatland County

Assessment Year: 2019
Tax Year: 2020

Roll	Legal Address				Total
4520000	SE-1-26-22-4	157.50 Acres		I Individual	
	F LAND		T 1 FARMLAND	Taxable Total:	30,170
			100% Alberta School Foundation Fund		
4521000	SW-1-26-22-4	157.29 Acres		I Individual	
	F LAND		T 1 FARMLAND	Taxable Total:	28,340
			100% Alberta School Foundation Fund		
4522000	NE-2-26-22-4	160.00 Acres		C Corporation	
	F LAND		T 1 FARMLAND	Taxable Total:	21,560
			100% Alberta School Foundation Fund		
4523000	NW-2-26-22-4	158.43 Acres		C Corporation	
	F LAND		T 1 FARMLAND	Taxable Total:	33,490
			100% Alberta School Foundation Fund		
4524000	SE-2-26-22-4	157.97 Acres		C Corporation	
	F LAND		T 1 FARMLAND	Taxable Total:	31,320
			100% The Golden Hills Reg. Div. 15		
4525000	SW-2-26-22-4	156.99 Acres		I Individual	
	F LAND		T 1 FARMLAND	Taxable Total:	35,660
			100% Alberta School Foundation Fund		
4526000	NE-3-26-22-4	158.35 Acres		C Corporation	
	F LAND		T 1 FARMLAND	Taxable Total:	26,730
			100% Alberta School Foundation Fund		
4527000	NW-3-26-22-4	160.00 Acres		C Corporation	
	F LAND		T 1 FARMLAND	Taxable Total:	29,250
			100% Alberta School Foundation Fund		
4528000	SE-3-26-22-4	156.99 Acres		C Corporation	
	F LAND		T 1 FARMLAND	Taxable Total:	16,890



2019 Assessment Roll (Valuation Date 1-July, 2019) 2020 Taxation Year, Wheatland County

Assessment Year: 2019
Tax Year: 2020

Roll	Legal Address						Total
	100% Alberta School Foundation Fund						
4529000	SW-3-26-22-4	158.01 Acres				C Corporation	
	F	LAND	T	1	FARMLAND	Taxable Total:	27,420
	100% Alberta School Foundation Fund						
4530000	NE-4-26-22-4	160.00 Acres				C Corporation	
	F	LAND	T	1	FARMLAND	Taxable Total:	33,890
	100% Alberta School Foundation Fund						
4531000	SE-4-26-22-4	158.01 Acres				C Corporation	
	F	LAND	T	1	FARMLAND	Taxable Total:	35,680
	100% Alberta School Foundation Fund						
4532000	SW-4-26-22-4	158.01 Acres				C Corporation	
	F	LAND	T	1	FARMLAND	Taxable Total:	33,040
	100% Alberta School Foundation Fund						
4533000	SE-5-26-22-4	153.98 Acres				C Corporation	
	F	LAND	T	1	FARMLAND	Taxable Total:	36,880
	100% The Golden Hills Reg. Div. 15						
4534000	SE-12-26-22-4	160.00 Acres				C Corporation	
	F	LAND	T	1	FARMLAND	Taxable Total:	37,110
	100% Alberta School Foundation Fund						
4535000	SW-12-26-22-4	160.00 Acres				C Corporation	
	F	LAND	T	1	FARMLAND	Taxable Total:	36,290
	100% Alberta School Foundation Fund						
4536000	NE-31-26-22-4	156.84 Acres				C Corporation	
	F	LAND	T	1	FARMLAND	Taxable Total:	34,120
	100% Alberta School Foundation Fund						
4537000	NW-31-26-22-4	157.32 Acres				C Corporation	



2019 Assessment Roll (Valuation Date 1-July, 2019) 2020 Taxation Year, Wheatland County

Assessment Year: 2019
Tax Year: 2020

Roll	Legal Address					Total
	F LAND	T 1 FARMLAND		Taxable Total:		34,770
		100% Alberta School Foundation Fund				
4538000	5775AV A 1 SW-3-26-23-4 74.88 Acres			Ptn. East of Rd 3541HQ and I Individual		
	F LAND	T 1 FARMLAND		Taxable Total:		19,240
		100% Alberta School Foundation Fund				
4540000	5775AV A 1,2 NE-4-26-23-4 179.37 Acres 260080 RGE RD 233			I Individual		
	F LAND & IMPROVEMENTS	T 1 FARMLAND				39,340
	R	T 103 RESIDENTIAL LAND & IMPROVEMENTS				337,370
				Taxable Total:		376,710
	R	E 901 RURAL RESIDENCE EXEMPTION (RAP)				61,540
	R	E 903 FARM BUILDING EXEMPT				8,310
		100% Alberta School Foundation Fund		Exempt Total:		69,850
				Totals:		446,560
4541000	5775AV A 2 NW-3-26-23-4 75.52 Acres 232071A TWP RD 261			& PART NW3 I Individual		
	F LAND & IMPROVEMENTS	T 1 FARMLAND				18,270
	R	T 103 RESIDENTIAL LAND & IMPROVEMENTS				296,190
				Taxable Total:		314,460
	R	E 901 RURAL RESIDENCE EXEMPTION (RAP)				92,310
		100% Alberta School Foundation Fund		Totals:		406,770
4542000	5775AV A 3 SW-3-26-23-4 118.00 Acres			& PART SE I Individual		
	F LAND	T 1 FARMLAND		Taxable Total:		31,650
		100% Alberta School Foundation Fund				
4543000	5775AV A 4 NW-3-26-23-4 118.00 Acres			& PART NE C Corporation		
	F LAND	T 1 FARMLAND		Taxable Total:		30,650
		100% Alberta School Foundation Fund				
4544000	5775AV A 5 SE-3-26-23-4 118.50 Acres			C Corporation		
	F LAND	T 1 FARMLAND		Taxable Total:		30,780
		100% Alberta School Foundation Fund				
4545000	5775AV A 6 NE-3-26-23-4 118.50 Acres			C Corporation		



2019 Assessment Roll (Valuation Date 1-July, 2019) 2020 Taxation Year, Wheatland County

Assessment Year: 2019
Tax Year: 2020

Roll	Legal Address				Total
	F LAND	T 1 FARMLAND	Taxable Total:	30,780	
		100% Alberta School Foundation Fund			
4546000	5775AV A 7 SW-2-26-23-4 114.55 Acres		I Individual		
	F LAND	T 1 FARMLAND	Taxable Total:	29,100	
		100% Alberta School Foundation Fund			
4547000	5775AV A 8 NW-2-26-23-4 114.50 Acres		I Individual		
	F LAND	T 1 FARMLAND	Taxable Total:	27,770	
		100% Alberta School Foundation Fund			
4548000	5775AV A 9 SE-2-26-23-4 118.50 Acres		I Individual		
	F LAND	T 1 FARMLAND	Taxable Total:	30,130	
		100% Alberta School Foundation Fund			
4549000	5775AV A 10,12 NE-2-26-23-4 225.50 Acres		I Individual		
	F LAND	T 1 FARMLAND	Taxable Total:	55,570	
		100% Alberta School Foundation Fund			
4550000	5775AV A 11 SE-2-26-23-4 110.67 Acres		westerly 1850' & PART SW OF 1 I Individual		
	F LAND	T 1 FARMLAND	Taxable Total:	27,100	
		100% Alberta School Foundation Fund			
4550010	5775AV A 11 SW-1-26-23-4 22.13 Acres 230066 HWY 564		I Individual		
	F LAND & IMPROVEMENTS	T 1 FARMLAND		2,080	
	R	T 103 RESIDENTIAL LAND & IMPROVEMENTS		231,610	
			Taxable Total:	233,690	
	R	E 901 RURAL RESIDENCE EXEMPTION (RAP)		61,540	
	R	E 903 FARM BUILDING EXEMPT		99,460	
		100% Alberta School Foundation Fund	Exempt Total:	161,000	
			Totals:	394,690	
4552000	5775AV A 13 SE-9-26-23-4 164.51 Acres		& PART SW E OF CANAL I Individual		
	F LAND	T 1 FARMLAND	Taxable Total:	39,890	
		100% Alberta School Foundation Fund			



2019 Assessment Roll (Valuation Date 1-July, 2019) 2020 Taxation Year, Wheatland County

Assessment Year: 2019
Tax Year: 2020

Roll	Legal Address					Total
4553000	5775AV 14	NE-9-26-23-4	136.50 Acres		PARCEL A I Individual	
	F	LAND		T 1 FARMLAND 100% Alberta School Foundation Fund	Taxable Total:	31,060
4554000	5775AV A 15	SW-10-26-23-4	154.09 Acres		I Individual	
	F	LAND		T 1 FARMLAND 100% Alberta School Foundation Fund	Taxable Total:	37,810
4555000	5775AV A 16	NW-10-26-23-4	155.01 Acres		I Individual	
	F	LAND		T 1 FARMLAND 100% Alberta School Foundation Fund	Taxable Total:	38,060
4556000	5775AV A 17	SE-10-26-23-4	158.00 Acres		C Corporation	
	F	LAND		T 1 FARMLAND 100% Alberta School Foundation Fund	Taxable Total:	41,560
4557000	5775AV A 18	NE-10-26-23-4	160.00 Acres		C Corporation	
	F	LAND		T 1 FARMLAND 100% Alberta School Foundation Fund	Taxable Total:	41,230
4558000	5775AV 19	SW-11-26-23-4	114.50 Acres		PARCEL A I Individual	
	F	LAND		T 1 FARMLAND 100% Alberta School Foundation Fund	Taxable Total:	29,480
4559000	5775AV A 20	NW-11-26-23-4	116.00 Acres		I Individual	
	F	LAND		T 1 FARMLAND 100% Alberta School Foundation Fund	Taxable Total:	30,020
4560000	5775AV 21	SE-11-26-23-4	118.50 Acres		& PART SW I Individual	
	F	LAND		T 1 FARMLAND 100% Alberta School Foundation Fund	Taxable Total:	30,300
4561000	5775AV 22	NE-11-26-23-4	120.50 Acres		PARCEL A (includes ptn NW) I Individual	
	F	LAND		T 1 FARMLAND	Taxable Total:	31,710



2019 Assessment Roll (Valuation Date 1-July, 2019) 2020 Taxation Year, Wheatland County

Assessment Year: 2019
Tax Year: 2020

Roll	Legal Address	Total
100% Christ The Redeemer Reg. 3		
4562000	5775AV A 23,24 SE-11-26-23-4 274.00 Acres	I Individual
F	LAND T 1 FARMLAND	Taxable Total: 63,520
100% Christ The Redeemer Reg. 3		
4564000	5775AV A 25 SE-16-26-23-4 52.62 Acres	I Individual
F	LAND T 1 FARMLAND	Taxable Total: 9,140
100% Alberta School Foundation Fund		
4565000	5775AV A 26 SW-15-26-23-4 134.87 Acres	& PART OF SE 16 W OF CANAL I Individual
F	LAND T 1 FARMLAND	Taxable Total: 31,580
100% Alberta School Foundation Fund		
4566000	5775AV A 27 SE-15-26-23-4 160.00 Acres	I Individual
F	LAND T 1 FARMLAND	Taxable Total: 40,050
100% Alberta School Foundation Fund		
4567000	5775AV A 28 NW-15-26-23-4 163.50 Acres	I Individual
F	LAND T 1 FARMLAND	Taxable Total: 32,640
100% Alberta School Foundation Fund		
4568000	5775AV A 29,31 SW-14-26-23-4 156.00 Acres	LOT 29 116AC, LOT 31 40AC I Individual
F	LAND T 1 FARMLAND	Taxable Total: 41,350
100% Alberta School Foundation Fund		
4569000	5775AV A 30 NE-15-26-23-4 132.86 Acres	& PART OF NW, SE & SW 1/4, s I Individual
F	LAND T 1 FARMLAND	Taxable Total: 25,410
100% Alberta School Foundation Fund		
4570000	5775AV A 31,33 SE-14-26-23-4 191.25 Acres	C Corporation
F	LAND T 1 FARMLAND	Taxable Total: 49,040
100% The Golden Hills Reg. Div. 15		
4572000	5775AV A 32 NW-14-26-23-4 153.64 Acres	& PART OF NE C Corporation



2019 Assessment Roll (Valuation Date 1-July, 2019) 2020 Taxation Year, Wheatland County

Assessment Year: 2019
Tax Year: 2020

Roll	Legal Address					Total
	F	LAND		T	1 FARMLAND 100% Alberta School Foundation Fund	Taxable Total: 39,640
4574000	5775AV A 33	SW-13-26-23-4	23.75 Acres			W OF CANAL C Corporation
	F	LAND		T	1 FARMLAND 100% Alberta School Foundation Fund	Taxable Total: 2,580
4575000	5775AV A 34	NE-13-26-23-4	130.69 Acres			W OF CANAL C Corporation
	F	LAND		T	1 FARMLAND 100% The Golden Hills Reg. Div. 15	Taxable Total: 30,370
4576000	5775AV A 35	SW-23-26-23-4	106.34 Acres			& PART OF NW S OF CANAL C Corporation
	F	LAND		T	1 FARMLAND 100% Alberta School Foundation Fund	Taxable Total: 20,440
4577000	5775AV A 36	SE-23-26-23-4	77.45 Acres			S OF CANAL C Corporation
	F	LAND		T	1 FARMLAND 100% Alberta School Foundation Fund	Taxable Total: 13,550
4578000	5775AV A 37	SE-4-26-23-4	83.46 Acres			W OF CANAL I Individual
	F	LAND		T	1 FARMLAND 100% Alberta School Foundation Fund	Taxable Total: 19,180
4579000	5775AV A 38	NW-4-26-23-4	160.00 Acres			I Individual
	F	LAND		T	1 FARMLAND 100% Alberta School Foundation Fund	Taxable Total: 40,840
4580000	5775AV A 38	NW-4-26-23-4	48.39 Acres			W OF CANAL I Individual
	F	LAND		T	1 FARMLAND 100% Alberta School Foundation Fund	Taxable Total: 8,670
4581000	5775AV A 39-42	SW-9-26-23-4	329.03 Acres			LOT 39 149.87AC, LOT 40 78.7AC I Individual
	F	LAND		T	1 FARMLAND 100% Alberta School Foundation Fund	Taxable Total: 78,650



2019 Assessment Roll (Valuation Date 1-July, 2019) 2020 Taxation Year, Wheatland County

Assessment Year: 2019
Tax Year: 2020

Roll	Legal Address	Total
4584000	5775AV A 43 SE-16-26-23-4 91.69 Acres	& PART NE 1/4 S OF CANAL I Individual
	F LAND T 1 FARMLAND 100% Alberta School Foundation Fund	Taxable Total: 14,890
4584010	5775AV A 43 SE-16-26-23-4 2.09 Acres	CANAL I Individual
	NR LAND E 167 WESTERN IRRIGATION DIST EXEMPT 100% Alberta School Foundation Fund	Exempt Total: 63,900
4585000	5775AV A 44 NE-16-26-23-4 148.03 Acres 262050 RGE RD 233	I Individual
	F LAND & IMPROVEMENTS T 1 FARMLAND R T 103 RESIDENTIAL LAND & IMPROVEMENTS	21,500 302,360
	R E 901 RURAL RESIDENCE EXEMPTION (RAP) 100% Alberta School Foundation Fund	Taxable Total: 323,860 36,040 Totals: 359,900
4586000	8210393 1 NE-16-26-23-4 2.99 Acres 262072 RGE RD 233	N OF CANAL Rockyford Waste Transfer Site P Provincial
	NR LAND & IMPROVEMENTS E 158 WASTE TRANSFER SITES EXEMPT 100% Alberta School Foundation Fund	Exempt Total: 124,570
4587000	5775AV A 44 NE-16-26-23-4 4.65 Acres	S OF CANAL I Individual
	F LAND T 1 FARMLAND 100% Alberta School Foundation Fund	Taxable Total: 530
4588000	5775AV 45-47 NW-15-26-23-4 130.36 Acres	&NWpartSW15,ptnSW22-Parcel A I Individual
	F LAND T 1 FARMLAND 100% Alberta School Foundation Fund	Taxable Total: 20,850
4589010	5775AV A 46 SW-15-26-23-4 0.45 Acres	IRRIG DITCH I Individual
	NR LAND E 167 WESTERN IRRIGATION DIST EXEMPT 100% Alberta School Foundation Fund	Exempt Total: 29,420
4591000	3993JK OT NW-15-26-23-4 2.45 Acres	ROCKYFORD DUMP M Municipal
	NR LAND E 162 OTHER MUNICIPAL EXEMPT 100% Alberta School Foundation Fund	Exempt Total: 13,580



2019 Assessment Roll (Valuation Date 1-July, 2019) 2020 Taxation Year, Wheatland County

Assessment Year: 2019
Tax Year: 2020

Roll	Legal Address	Total
4592000	5775AV 49 SE-22-26-23-4 64.09 Acres F LAND T 1 FARMLAND 100% Christ The Redeemer Reg. 3	PARCEL A ; N OF CANAL I Individual Taxable Total: 7,770
4592010	1611851 2 1 SE-22-26-23-4 6.78 Acres 263038 RGE RD 232 F LAND & IMPROVEMENTS R T 1 FARMLAND T 103 RESIDENTIAL LAND & IMPROVEMENTS	NE Corner I Individual 770 425,530 Taxable Total: 426,300
	R E 901 RURAL RESIDENCE EXEMPTION (RAP) 100% Alberta School Foundation Fund	770 Totals: 427,070
4594000	5775AV 50 SE-22-26-23-4 37.77 Acres F LAND T 1 FARMLAND 100% Christ The Redeemer Reg. 3	NW CORNER (PARCEL A) I Individual Taxable Total: 6,420
4595000	1012559 1 1 SW-23-26-23-4 24.07 Acres 263039 RGE RD 232 F LAND & IMPROVEMENTS R T 1 FARMLAND T 103 RESIDENTIAL LAND & IMPROVEMENTS	NW CORNER I Individual 3,020 411,780 Taxable Total: 414,800
	R R E 901 RURAL RESIDENCE EXEMPTION (RAP) E 903 FARM BUILDING EXEMPT 100% Alberta School Foundation Fund	3,020 9,560 Exempt Total: 12,580 Totals: 427,380
4596000	6349AV B 1 SW-1-26-23-4 130.36 Acres F LAND T 1 FARMLAND 100% Alberta School Foundation Fund	E OF CANAL I Individual Taxable Total: 31,090
4597000	6349AV 2,4 N -1-26-23-4 291.00 Acres F LAND T 1 FARMLAND 100% Alberta School Foundation Fund	Parcel B C Corporation Taxable Total: 71,120
4598000	6349AV B 3 SE-1-26-23-4 138.25 Acres F LAND T 1 FARMLAND 100% Alberta School Foundation Fund	I Individual Taxable Total: 36,370



2019 Assessment Roll (Valuation Date 1-July, 2019) 2020 Taxation Year, Wheatland County

Assessment Year: 2019
Tax Year: 2020

Roll	Legal Address	Total
4600000	7510379 1 SW-6-26-22-4 157.89 Acres	
	C Corporation	
	F LAND T 1 FARMLAND	
	100% Alberta School Foundation Fund	Taxable Total: 36,750
4601000	6349AV B 6 NW-6-26-22-4 158.00 Acres	
	C Corporation	
	F LAND T 1 FARMLAND	
	100% Alberta School Foundation Fund	Taxable Total: 40,910
4602000	7510379 2 E -6-26-22-4 301.41 Acres	
	C Corporation	
	F LAND T 1 FARMLAND	
	100% Alberta School Foundation Fund	Taxable Total: 62,370
4602010	0111653 2 2 SE-6-26-22-4 8.95 Acres	
	260016B RGE RD 225	NORTHEAST CORNER
		I Individual
	F LAND & IMPROVEMENTS T 1 FARMLAND	510
	R T 103 RESIDENTIAL LAND & IMPROVEMENTS	307,040
		Taxable Total: 307,550
	R E 901 RURAL RESIDENCE EXEMPTION (RAP)	510
	R E 903 FARM BUILDING EXEMPT	36,980
	100% Alberta School Foundation Fund	Exempt Total: 37,490
		Totals: 345,040
4603000	6349AV B 8 NW-12-26-23-4 137.00 Acres	
	230069 TWP RD 262	E OF CANAL
		I Individual
	F LAND & IMPROVEMENTS T 1 FARMLAND	27,550
	R T 103 RESIDENTIAL LAND & IMPROVEMENTS	261,860
		Taxable Total: 289,410
	R E 901 RURAL RESIDENCE EXEMPTION (RAP)	61,540
	100% Alberta School Foundation Fund	Totals: 350,950
4604000	6349AV 9 SW-12-26-23-4 131.00 Acres	
	230068A TWP RD 261	E OF CANAL
		I Individual
	F LAND & IMPROVEMENTS T 1 FARMLAND	27,280
	R T 103 RESIDENTIAL LAND & IMPROVEMENTS	208,980
		Taxable Total: 236,260
	R E 901 RURAL RESIDENCE EXEMPTION (RAP)	27,280
	R E 903 FARM BUILDING EXEMPT	6,260
		Exempt Total: 33,540
		Totals: 269,800



2019 Assessment Roll (Valuation Date 1-July, 2019) 2020 Taxation Year, Wheatland County

Assessment Year: 2019
Tax Year: 2020

Roll	Legal Address	100% Alberta School Foundation Fund				Total
4605000	6349AV B 0 NE-12-26-23-4 143.00 Acres					
	F LAND	T	1	FARMLAND	I Individual	
				100% Alberta School Foundation Fund	Taxable Total:	37,760
4606000	6349AV B 11 SE-12-26-23-4 138.50 Acres					
	F LAND	T	1	FARMLAND	I Individual	
				100% Alberta School Foundation Fund	Taxable Total:	35,220
4607000	6349AV B 12 NW-7-26-22-4 139.00 Acres					
	F LAND	T	1	FARMLAND	C Corporation	
				100% Alberta School Foundation Fund	Taxable Total:	36,760
4608000	6349AV B 13 SW-7-26-22-4 134.50 Acres					
	F LAND	T	1	FARMLAND	C Corporation	
				100% Alberta School Foundation Fund	Taxable Total:	33,340
4609000	6349AV B 14 NE-7-26-22-4 110.38 Acres					
	F LAND	T	1	FARMLAND	W OF CANAL & PART NW C Corporation	
				100% Alberta School Foundation Fund	Taxable Total:	27,950
4610000	6349AV B 15 SE-7-26-22-4 177.50 Acres					
	F LAND	T	1	FARMLAND	& PART SE C Corporation	
				100% Alberta School Foundation Fund	Taxable Total:	44,740
4611000	6349AV B 16 SW-18-26-22-4 67.10 Acres					
	F LAND	T	1	FARMLAND	S OF CANAL C Corporation	
				100% Alberta School Foundation Fund	Taxable Total:	14,260
4612000	53/171 A SW-18-26-22-4 3.41 Acres					
	NR LAND	E	156	SCHOOLS EXEMPT	OLD SCHOOL SITE SE CORNER M Municipal	
				100% Alberta School Foundation Fund	Exempt Total:	61,760
4612010	6349AV OT SE-18-26-22-4 0.04 Acres					
	NR LAND	E	155	WHEATLAND COUNTY EXEMPT	I Individual	
					Exempt Total:	130



2019 Assessment Roll (Valuation Date 1-July, 2019) 2020 Taxation Year, Wheatland County

Assessment Year: 2019
Tax Year: 2020

Roll	Legal Address					Total
	100% Alberta School Foundation Fund					
4612020	6349AV OT	SE-18-26-22-4	1.42 Acres		I Individual	
	R	LAND		T 104	RESIDENTIAL VACANT LAND	Taxable Total: 3,800
	100% Alberta School Foundation Fund					
4613000	6349AV B	SW-18-26-22-4	0.49 Acres		SE CORNER OF B16 PART OF ABBAN	
	R	LAND		T 104	RESIDENTIAL VACANT LAND	Taxable Total: 1,300
	100% Alberta School Foundation Fund					
4614000	6349AV B 17	SE-13-26-23-4	90.50 Acres		& PART NE	
	F	LAND		T 1	FARMLAND	Taxable Total: 23,500
	100% Alberta School Foundation Fund					
4615000	6349AV B 18	S-13-26-23-4	97.00 Acres		&PART SW 1/4	
	F	LAND		T 1	FARMLAND	Taxable Total: 24,210
	100% Alberta School Foundation Fund					
4616000	6349AV B 19	NE-13-26-23-4	121.50 Acres		& PART NW	
	F	LAND		T 1	FARMLAND	Taxable Total: 30,900
	100% Alberta School Foundation Fund					
4617000	6349AV B 20	NW-13-26-23-4	109.00 Acres		& PART SW	
	262048A RGE RD 231A					C Corporation
	F	LAND & IMPROVEMENTS		T 1	FARMLAND	24,860
	R			T 103	RESIDENTIAL LAND & IMPROVEMENTS	119,380
						Taxable Total: 144,240
	R			E 901	RURAL RESIDENCE EXEMPTION (RAP)	30,770
	R			E 903	FARM BUILDING EXEMPT	2,150
	100% Alberta School Foundation Fund					Exempt Total: 32,920
						Totals: 177,160
4618000	6349AV B 21	SW-24-26-23-4	124.82 Acres		& PART OF SE & NE & NW 13	
	F	LAND		T 1	FARMLAND	Taxable Total: 31,050
	100% Alberta School Foundation Fund					
4619000	6349AV B 22	NW-13-26-23-4	103.21 Acres		& PART SW 24	
						C Corporation



2019 Assessment Roll (Valuation Date 1-July, 2019) 2020 Taxation Year, Wheatland County

Assessment Year: 2019
Tax Year: 2020

Roll	Legal Address					Total
	F LAND	T 1 FARMLAND		Taxable Total:		23,220
		100% Alberta School Foundation Fund				
4620000	6349AV B 23,27 NW-24-26-23-4 350.17 Acres					
				C Corporation		
	F LAND	T 1 FARMLAND		Taxable Total:		75,870
		100% Alberta School Foundation Fund				
4621000	6349AV B 24 SE-23-26-23-4 115.25 Acres			& PARTS OF NE-23 & SW 24		
				C Corporation		
	F LAND	T 1 FARMLAND		Taxable Total:		23,650
		100% Alberta School Foundation Fund				
4622000	6349AV B 25,26 SW-25-26-23-4 284.02 Acres					
				C Corporation		
	F LAND	T 1 FARMLAND		Taxable Total:		58,830
		100% Alberta School Foundation Fund				
4625000	6349AV 28 NW-23-26-23-4 115.16 Acres			W OF CANAL		
	263057 RGE RD 232			I Individual		
	F LAND & IMPROVEMENTS	T 1 FARMLAND				16,850
	R	T 103 RESIDENTIAL LAND & IMPROVEMENTS				459,650
				Taxable Total:		476,500
	R	E 901 RURAL RESIDENCE EXEMPTION (RAP)				16,850
		100% Alberta School Foundation Fund		Totals:		493,350
4626000	6349AV B 29 SW-26-26-23-4 94.40 Acres			W OF CANAL		
				C Corporation		
	F LAND	T 1 FARMLAND		Taxable Total:		8,670
		100% Alberta School Foundation Fund				
4627000	6349AV B 29 SE-26-26-23-4 13.00 Acres			NW CORNER		
				C Corporation		
	F LAND	T 1 FARMLAND		Taxable Total:		2,580
		100% Alberta School Foundation Fund				
4628000	6349AV B 30,31 NE-26-26-23-4 377.26 Acres			& part in NW 25		
				C Corporation		
	F LAND	T 1 FARMLAND		Taxable Total:		72,520
		100% Alberta School Foundation Fund				
4630000	6349AV 32 SW-5-26-22-4 6.20 Acres			NW CORNER - PARCEL B		
				I Individual		
	F LAND	T 1 FARMLAND		Taxable Total:		460



2019 Assessment Roll (Valuation Date 1-July, 2019) 2020 Taxation Year, Wheatland County

Assessment Year: 2019
Tax Year: 2020

Roll	Legal Address							Total
	100% Alberta School Foundation Fund							
4631000	7510379 3	SW-5-26-22-4	142.66 Acres					
					I Individual			
	F	LAND		T	1	FARMLAND	Taxable Total:	27,300
100% Alberta School Foundation Fund								
4632010	7510379 4	NW-32-25-22-4	143.84 Acres					
					E OF ROAD			
					I Individual			
	F	LAND		T	1	FARMLAND	Taxable Total:	23,840
100% Alberta School Foundation Fund								
4632020	8410607 8	NW-32-25-22-4	20.53 Acres					
					SW Corner			
					I Individual			
	F	LAND		T	1	FARMLAND	Taxable Total:	3,260
100% Alberta School Foundation Fund								
4633010	7510379 5	NE-31-25-22-4	127.01 Acres					
					I Individual			
	F	LAND		T	1	FARMLAND	Taxable Total:	22,700
100% Alberta School Foundation Fund								
4633020	8410607 7	NE-31-25-22-4	35.70 Acres					
		255085 RGE RD 225			N OF ROAD			
					I Individual			
	F	LAND & IMPROVEMENTS		T	1	FARMLAND		2,070
	R			T	103	RESIDENTIAL LAND & IMPROVEMENTS		201,560
							Taxable Total:	203,630
	R			E	901	RURAL RESIDENCE EXEMPTION (RAP)		61,540
	R			E	903	FARM BUILDING EXEMPT		22,560
						100% Alberta School Foundation Fund	Exempt Total:	84,100
							Totals:	287,730
100% Alberta School Foundation Fund								
4634000	7510379 6	NW-31-25-22-4	158.15 Acres					
					I Individual			
	F	LAND		T	1	FARMLAND	Taxable Total:	24,730
100% Alberta School Foundation Fund								
4635000	5755AW 1	SW-8-26-22-4	259.50 Acres					
					PARCEL C			
					C Corporation			
	F	LAND		T	1	FARMLAND	Taxable Total:	54,310
100% Alberta School Foundation Fund								
4636000	5755AW 2	NW-8-26-22-4	177.24 Acres					
					& PART NE 7 (PARCEL C)			
					C Corporation			



2019 Assessment Roll (Valuation Date 1-July, 2019) 2020 Taxation Year, Wheatland County

Assessment Year: 2019
Tax Year: 2020

Roll	Legal Address					Total
	F	LAND			T 1 FARMLAND 100% Alberta School Foundation Fund	Taxable Total: 45,830
4638000	5755AW 5	SW-18-26-22-4	168.49 Acres			& PART SE (PARCEL C) C Corporation
	F	LAND			T 1 FARMLAND 100% Alberta School Foundation Fund	Taxable Total: 42,340
4639000	5755AW 6	NW-18-26-22-4	201.50 Acres			& PART SW 19 (PARCEL C) C Corporation
	F	LAND			T 1 FARMLAND 100% Alberta School Foundation Fund	Taxable Total: 50,300
4640000	5755AW 7	SW-17-26-22-4	160.50 Acres			& PART SE 18 (PARCEL C) C Corporation
	F	LAND			T 1 FARMLAND 100% Alberta School Foundation Fund	Taxable Total: 42,480
4641000	5755AW 8	NE-18-26-22-4	170.50 Acres			& Ptn NW & Ptn S-19(Parcel C) C Corporation
	F	LAND			T 1 FARMLAND 100% Alberta School Foundation Fund	Taxable Total: 44,820
4642000	5755AW 3,9	SE-17-26-22-4	490.00 Acres			PARCEL C C Corporation
	F	LAND			T 1 FARMLAND 100% The Golden Hills Reg. Div. 15	Taxable Total: 98,370
4643000	5755AW 10	NW-17-26-22-4	171.00 Acres			& PART NE 18 (PARCEL C) C Corporation
	F	LAND			T 1 FARMLAND 100% Alberta School Foundation Fund	Taxable Total: 45,570
4644000	5755AW 11	SE-24-26-23-4	124.60 Acres			& PART SW (PARCEL C) C Corporation
	F	LAND			T 1 FARMLAND 100% Alberta School Foundation Fund	Taxable Total: 29,800
4645000	5755AW 12	NE-17-26-22-4	184.00 Acres			& PART NW (PARCEL C) C Corporation
	F	LAND			T 1 FARMLAND 100% Alberta School Foundation Fund	Taxable Total: 38,580



2019 Assessment Roll (Valuation Date 1-July, 2019) 2020 Taxation Year, Wheatland County

Assessment Year: 2019
Tax Year: 2020

Roll	Legal Address	Total
4646000	5755AW 13 SW-19-26-22-4 127.58 Acres & PART SW (PARCEL C) C Corporation	
	F LAND T 1 FARMLAND 100% Alberta School Foundation Fund Taxable Total:	32,520
4647000	5755AW C 14,21 NE-24-26-23-4 303.75 Acres 230022 TWP RD 263A C Corporation	
	F LAND & IMPROVEMENTS T 1 FARMLAND	57,020
	R T 101 RESIDENTIAL IMPROVEMENT NIL RAP ALLOW	155,800
	R T 103 RESIDENTIAL LAND & IMPROVEMENTS	133,400
	Taxable Total:	346,220
	R E 903 FARM BUILDING EXEMPT	11,600
	100% Alberta School Foundation Fund Totals:	357,820
4648000	5755AW 15 SE-19-26-22-4 153.07 Acres & PART SW (PARCEL C) C Corporation	
	F LAND T 1 FARMLAND 100% Alberta School Foundation Fund Taxable Total:	39,540
4649000	5755AW C 16 NW-19-26-22-4 136.00 Acres & PART NE C Corporation	
	F LAND T 1 FARMLAND 100% Alberta School Foundation Fund Taxable Total:	34,630
4650000	5755AW 17 SW-20-26-22-4 177.56 Acres & PART SE-19 (PARCEL C) C Corporation	
	F LAND T 1 FARMLAND 100% Alberta School Foundation Fund Taxable Total:	45,830
4651000	5755AW 18,23 NE-19-26-22-4 358.50 Acres S of Parcel C I Individual	
	F LAND T 1 FARMLAND 100% Alberta School Foundation Fund Taxable Total:	89,420
4652000	5755AW 19 SW-20-26-22-4 177.50 Acres PARCEL C C Corporation	
	F LAND T 1 FARMLAND 100% Alberta School Foundation Fund Taxable Total:	40,370
4653000	5755AW 20 NE-20-26-22-4 165.06 Acres & PART NW (PARCEL C) C Corporation	
	F LAND T 1 FARMLAND Taxable Total:	35,830



2019 Assessment Roll (Valuation Date 1-July, 2019) 2020 Taxation Year, Wheatland County

Assessment Year: 2019
Tax Year: 2020

Roll	Legal Address					Total
	100% Alberta School Foundation Fund					
4655000	5755AW 22,35	NW-30-26-22-4	136.68 Acres		NE & SE portion East of River C Corporation	
	F	LAND		T 1	FARMLAND	Taxable Total: 10,270
	100% The Golden Hills Reg. Div. 15					
4658000	5755AW 24	NE-30-26-22-4	186.54 Acres		PARCEL C C Corporation	
	F	LAND		T 1	FARMLAND	Taxable Total: 40,220
	100% Alberta School Foundation Fund					
4659000	1912174 1 1	E-30-26-22-4	225.62 Acres		within LSDs 5,7,8,9,10,11 & 12 C Corporation	
	F	LAND		T 1	FARMLAND	Taxable Total: 56,290
	100% Alberta School Foundation Fund					
4660000	5755AW 26-28	NW-29-26-22-4	418.02 Acres		PARCEL C I Individual	
	F	LAND		T 1	FARMLAND	Taxable Total: 81,370
	100% Alberta School Foundation Fund					
4663000	5755AW 29	NE-5-26-22-4	106.24 Acres		PARCEL "C" C Corporation	
	F	LAND		T 1	FARMLAND	Taxable Total: 25,860
	100% Alberta School Foundation Fund					
4664000	5755AW 30	NE-5-26-22-4	37.70 Acres		Parcel C within LSD 15 & 16 C Corporation	
	F	LAND		T 1	FARMLAND	Taxable Total: 2,690
	100% Alberta School Foundation Fund					
4665000	5755AW 31	NE-5-26-22-4	7.00 Acres		NW Corner (PARCEL "C") I Individual	
	F	LAND & IMPROVEMENTS		T 1	FARMLAND	280
	R			T 103	RESIDENTIAL LAND & IMPROVEMENTS	198,420
					Taxable Total:	198,700
	R			E 901	RURAL RESIDENCE EXEMPTION (RAP)	280
	100% Alberta School Foundation Fund					Totals: 198,980
4666000	5755AW 32	NW-5-26-22-4	37.00 Acres		SE PART - PARCEL C I Individual	
	F	LAND		T 1	FARMLAND	Taxable Total: 4,460



2019 Assessment Roll (Valuation Date 1-July, 2019) 2020 Taxation Year, Wheatland County

Assessment Year: 2019
Tax Year: 2020

Roll	Legal Address						Total
	100% Alberta School Foundation Fund						
4667000	5755AW 33	NE-25-26-23-4	216.99 Acres			PARCEL C I Individual	
	F	LAND		T	1	FARMLAND	
						100% Alberta School Foundation Fund	
						Taxable Total:	42,280
4668000	5755AW 34	NW-30-26-22-4	0.75 Acres			SW Corner (PARCEL C) C Corporation	
	R	LAND		T	104	RESIDENTIAL VACANT LAND	
						100% Alberta School Foundation Fund	
						Taxable Total:	800
4669000	5755AW 22,35,36	S -31-26-22-4	300.51 Acres			LOTS 22,35,36 (PARCEL C) C Corporation	
	F	LAND		T	1	FARMLAND	
						100% Alberta School Foundation Fund	
						Taxable Total:	47,740
4672000	5755AW 37-39	NW-32-26-22-4	171.43 Acres			PARCEL C C Corporation	
	F	LAND		T	1	FARMLAND	
						100% Alberta School Foundation Fund	
						Taxable Total:	34,360
4675000	6197AW 1	SE-9-26-22-4	302.00 Acres			& Part SE - 36;PARCEL D C Corporation	
	F	LAND		T	1	FARMLAND	
						100% The Golden Hills Reg. Div. 15	
						Taxable Total:	25,040
4676000	5756AW OT	SW-36-26-22-4	4.55 Acres			SEVERN CREEK R OF W GRASSWOLD I Individual	
	F	LAND		T	1	FARMLAND	
						100% Alberta School Foundation Fund	
						Taxable Total:	210
4676010	5756AW OT	NE-1-27-22-4	4.22 Acres			PARCEL D LOTS 79&97 CREEK ROW I Individual	
	F	LAND		T	1	FARMLAND	
						100% Alberta School Foundation Fund	
						Taxable Total:	310
4677000	6197AW 2,3	NE-9-26-22-4	526.00 Acres			& Part NE&NW 10;PARCEL D SOUTH C Corporation	
	F	LAND		T	1	FARMLAND	
						100% Alberta School Foundation Fund	
						Taxable Total:	104,290
4679000	6197AW OT	SE-9-26-22-4	15.90 Acres			PART ROAD ALLOWANCE-PARCEL'D' C Corporation	



2019 Assessment Roll (Valuation Date 1-July, 2019) 2020 Taxation Year, Wheatland County

Assessment Year: 2019
Tax Year: 2020

Roll	Legal Address					Total
	F LAND	T 1 FARMLAND		Taxable Total:		2,450
		100% Alberta School Foundation Fund				
4680000	0312907 1 1 N -16-26-22-4 221.33 Acres			PART NE 17 & SW 16 I Individual		
	F LAND	T 1 FARMLAND		Taxable Total:		48,990
		100% Alberta School Foundation Fund				
4681000	6197AW 5 OT SW-16-26-22-4 216.50 Acres			& PART SE-17;PARCEL D SOUTH I Individual		
	F LAND	T 1 FARMLAND		Taxable Total:		51,220
		100% Alberta School Foundation Fund				
4682000	0312907 1 2 NE-16-26-22-4 152.56 Acres			PART SW & NE 17 I Individual		
	F LAND	T 1 FARMLAND		Taxable Total:		36,590
		100% Alberta School Foundation Fund				
4682010	0510804 1 3 NE-16-26-22-4 9.74 Acres 262077 RGE RD 223A			NW CORNER I Individual		
	F LAND & IMPROVEMENTS	T 1 FARMLAND				720
	R	T 103 RESIDENTIAL LAND & IMPROVEMENTS				365,430
				Taxable Total:		366,150
	R	E 901 RURAL RESIDENCE EXEMPTION (RAP)				4,170
		100% Alberta School Foundation Fund		Totals:		370,320
4683000	6197AW 6,9 NW-15-26-22-4 157.50 Acres			PARCEL D C Corporation		
	F LAND	T 1 FARMLAND		Taxable Total:		22,420
		100% Alberta School Foundation Fund				
4684000	6197AW 7 OT SE-16-26-22-4 208.50 Acres			& PART SW;PARCEL D SOUTH I Individual		
	F LAND	T 1 FARMLAND		Taxable Total:		52,240
		100% Alberta School Foundation Fund				
4685000	6196AW 8 NW-21-26-22-4 197.03 Acres			PARCEL 'D' CENTRE I Individual		
	F LAND	T 1 FARMLAND		Taxable Total:		42,720
		100% Alberta School Foundation Fund				
4687000	6197AW 9 OT SW-15-26-22-4 83.50 Acres			E.Part&PartNW;PARCEL D SOUTH I Individual		
	F LAND	T 1 FARMLAND		Taxable Total:		20,360



2019 Assessment Roll (Valuation Date 1-July, 2019) 2020 Taxation Year, Wheatland County

Assessment Year: 2019
Tax Year: 2020

Roll	Legal Address							Total
100% Alberta School Foundation Fund								
4688000	6196AW 10	N -21-26-22-4	199.93 Acres				PART S 28 - PARCEL 'D' CENTRE C Corporation	
	F	LAND		T	1	FARMLAND	Taxable Total:	29,770
100% The Golden Hills Reg. Div. 15								
4689000	6197AW 11	SW-21-26-22-4	221.27 Acres				& PART 22;PARCEL D I Individual	
	F	LAND		T	1	FARMLAND	Taxable Total:	50,030
100% Alberta School Foundation Fund								
4690000	6196AW 12	NE-21-26-22-4	157.27 Acres				PARCEL D I Individual	
	F	LAND		T	1	FARMLAND	Taxable Total:	32,130
100% The Golden Hills Reg. Div. 15								
4690010	9812852 12 1	NE-21-26-22-4	42.82 Acres				EASTERLY PORTION OF B:D L:12 I Individual	
	F	LAND & IMPROVEMENTS		T	1	FARMLAND		5,580
	R			T	103	RESIDENTIAL LAND & IMPROVEMENTS		542,370
							Taxable Total:	547,950
	R			E	901	RURAL RESIDENCE EXEMPTION (RAP)		5,580
	R			E	903	FARM BUILDING EXEMPT		93,160
						100% Alberta School Foundation Fund	Exempt Total:	98,740
							Totals:	646,690
100% Alberta School Foundation Fund								
4691000	6197AW 13	SE-21-26-22-4	120.66 Acres				& PART Sw-21;PARCEL D I Individual	
	F	LAND		T	1	FARMLAND	Taxable Total:	22,430
100% Alberta School Foundation Fund								
4691010	0510804 13 1	SE-21-26-22-4	37.14 Acres				Ptn. S 21 26 22 I Individual	
	F	LAND		T	1	FARMLAND	Taxable Total:	3,450
100% Alberta School Foundation Fund								
4692000	6196AW 14	NW-22-26-22-4	204.58 Acres				PARCEL D-NW 22 & PART SW-27 I Individual	
	F	LAND		T	1	FARMLAND	Taxable Total:	50,820
100% The Golden Hills Reg. Div. 15								
4693000	6197AW 15	SW-22-26-22-4	162.50 Acres				PARCEL D SOUTH C Corporation	



2019 Assessment Roll (Valuation Date 1-July, 2019) 2020 Taxation Year, Wheatland County

Assessment Year: 2019
Tax Year: 2020

Roll	Legal Address				Total
	F LAND	T 1 FARMLAND	Taxable Total:	33,440	
		100% The Golden Hills Reg. Div. 15			
4694000	6196AW D 16 SE-34-26-22-4 125.50 Acres		& Part NW 28 I Individual		
	F LAND	T 1 FARMLAND	Taxable Total:	29,520	
		100% Alberta School Foundation Fund			
4695000	6196AW 17,19,25 NE-29-26-22-4 608.50 Acres		PARCEL 'D' CENTRE I Individual		
	F LAND	T 1 FARMLAND	Taxable Total:	131,780	
		100% Alberta School Foundation Fund			
4695010	0913138 17 1 SE-29-26-22-4 5.00 Acres 224020 TWP RD 263A		NW PART OF LSD 1 I Individual		
	F LAND & IMPROVEMENTS	T 1 FARMLAND		330	
	R	T 103 RESIDENTIAL LAND & IMPROVEMENTS		285,850	
			Taxable Total:	286,180	
	R	E 901 RURAL RESIDENCE EXEMPTION (RAP)		330	
	R	E 903 FARM BUILDING EXEMPT		35,590	
		100% Alberta School Foundation Fund	Exempt Total:	35,920	
			Totals:	322,100	
4696000	6196AW 18,27 SE-33-26-22-4 290.50 Acres		PARCEL 'D' CENTRE C Corporation		
	F LAND	T 1 FARMLAND	Taxable Total:	67,330	
		100% The Golden Hills Reg. Div. 15			
4698000	6196AW 20 SW-34-26-22-4 162.63 Acres		EASTERLY PART/PARCEL'D' CENTRE C Corporation		
	F LAND	T 1 FARMLAND	Taxable Total:	37,150	
		100% The Golden Hills Reg. Div. 15			
4699000	6196AW 21 NE-28-26-22-4 166.00 Acres		& PART SE - PARCEL 'D' CENTRE I Individual		
	F LAND	T 1 FARMLAND	Taxable Total:	37,860	
		100% Alberta School Foundation Fund			
4700000	6196AW 22,24,26 NE-32-26-22-4 456.24 Acres		PARCEL 'D' CENTRE C Corporation		
	F LAND	T 1 FARMLAND	Taxable Total:	83,810	
		100% The Golden Hills Reg. Div. 15			



2019 Assessment Roll (Valuation Date 1-July, 2019) 2020 Taxation Year, Wheatland County

Assessment Year: 2019
Tax Year: 2020

Roll	Legal Address				Total
4701000	6196AW D	NE-32-26-22-4	3.86 Acres	GRASSWOLD SEVERN CREEK R/W C Corporation	
	R	LAND	T 104	RESIDENTIAL VACANT LAND 100% Alberta School Foundation Fund	Taxable Total: 4,100
4702000	6196AW OT	E -25-26-22-4	1.60 Acres	SEVERN CREEK RIGHT OF WAY I Individual	
	R	LAND	T 104	RESIDENTIAL VACANT LAND 100% Alberta School Foundation Fund	Taxable Total: 1,700
4702010	6196AW OT,D 62,103	E -25-26-22-4	3.39 Acres	SEVERN CREEK R OF W I Individual	
	F	LAND	T 1	FARMLAND 100% Alberta School Foundation Fund	Taxable Total: 160
4702020	6196AW OT	E -25-26-22-4	2.96 Acres	SEVERN CREEK RIGHT OF WAY I Individual	
	F	LAND	T 1	FARMLAND 100% Alberta School Foundation Fund	Taxable Total: 220
4703000	6196AW 23	NW-27-26-22-4	154.50 Acres	& PART SW - PARCEL 'D' CENTRE I Individual	
	F	LAND	T 1	FARMLAND 100% Alberta School Foundation Fund	Taxable Total: 32,650
4708000	6196AW 28	SE-3-27-22-4	100.77 Acres	PARCEL 'D' CENTRE C Corporation	
	F	LAND	T 1	FARMLAND 100% The Golden Hills Reg. Div. 15	Taxable Total: 21,790
4709000	8610586 28A	SW-2-27-22-4	88.96 Acres	I Individual	
	221044 TWP RD 270				
	F	LAND & IMPROVEMENTS	T 1	FARMLAND	23,100
	R		E 903	FARM BUILDING EXEMPT 100% Alberta School Foundation Fund	12,060
				Totals:	35,160
4710000	6196AW 29	NW-34-26-22-4	194.94 Acres	PARCEL 'D' CENTRE C Corporation	
	F	LAND	T 1	FARMLAND 100% The Golden Hills Reg. Div. 15	Taxable Total: 46,210
4710010	9911688 1	SW-34-26-22-4	6.49 Acres	SOUTHEAST CORNER I Individual	
	265036 RGE RD 222A				



2019 Assessment Roll (Valuation Date 1-July, 2019) 2020 Taxation Year, Wheatland County

Assessment Year: 2019
Tax Year: 2020

Roll	Legal Address				Total
	F LAND & IMPROVEMENTS	T 1	FARMLAND		870
	R	T 103	RESIDENTIAL LAND & IMPROVEMENTS		294,030
				Taxable Total:	294,900
	R	E 901	RURAL RESIDENCE EXEMPTION (RAP)		870
		100%	Alberta School Foundation Fund	Totals:	295,770
4711000	5756AW 30 SW-3-27-22-4 103.52 Acres			PARCEL D NORTH & W PART OF SE-4 C Corporation	
	F LAND	T 1	FARMLAND	Taxable Total:	10,900
		100%	The Golden Hills Reg. Div. 15		
4712000	5756AW 31 NE-3-27-22-4 216.50 Acres			& Prtn NW, SE, & SW in PARCEL D C Corporation	
	F LAND	T 1	FARMLAND	Taxable Total:	38,150
		100%	Alberta School Foundation Fund		
4713000	6197AW 32,33,33A NE-10-26-22-4 452.53 Acres 261076 RGE RD 222			PARCEL D; LOTS 32,33,33A C Corporation	
	F LAND & IMPROVEMENTS	T 1	FARMLAND		104,010
	R	T 101	RESIDENTIAL IMPROVEMENT NIL RAP ALLOW		315,600
	R	T 103	RESIDENTIAL LAND & IMPROVEMENTS		110,000
		100%	Alberta School Foundation Fund	Taxable Total:	529,610
4716000	9410371 34A SE-15-26-22-4 215.95 Acres 261078A RGE RD 222			& PART SW & PART NE-10 C Corporation	
	F LAND & IMPROVEMENTS	T 1	FARMLAND		47,610
	R	T 103	RESIDENTIAL LAND & IMPROVEMENTS		584,240
				Taxable Total:	631,850
	R	E 901	RURAL RESIDENCE EXEMPTION (RAP)		92,310
	R	E 903	FARM BUILDING EXEMPT		7,050
		100%	Alberta School Foundation Fund	Exempt Total:	99,360
				Totals:	731,210
4717000	6197AW 35,37,112, 113 NW-11-26-22-4 622.91 Acres			PARCEL D SOUTH; B: 35,37,112,113 C Corporation	
	F LAND	T 1	FARMLAND	Taxable Total:	104,450
		100%	Alberta School Foundation Fund		
4718010	6197AW 36,39 SW-14-26-22-4 337.94 Acres 262029 RGE RD 222			PARCEL D C Corporation	
	F LAND & IMPROVEMENTS	T 1	FARMLAND		79,410
	R	T 103	RESIDENTIAL LAND & IMPROVEMENTS		226,880
				Taxable Total:	306,290



2019 Assessment Roll (Valuation Date 1-July, 2019) 2020 Taxation Year, Wheatland County

Assessment Year: 2019
Tax Year: 2020

Roll	Legal Address				Total
	R	E	901	RURAL RESIDENCE EXEMPTION (RAP)	30,770
	R	E	903	FARM BUILDING EXEMPT	10,950
			100%	Alberta School Foundation Fund	Exempt Total: 41,720
					Totals: 348,010
4718020	6197AW D 36	SW-14-26-22-4	1.64 Acres	W. PART OF RD. ALLOWANCE C Corporation	
	F	LAND	T	1 FARMLAND	Taxable Total: 280
			100%	Alberta School Foundation Fund	
4720000	1362JK A	NW-12-26-22-4	17.48 Acres	Severn Dam Day Use Area M Municipal	
	NR	LAND & IMPROVEMENTS	E	157 PUBLIC PARKS EXEMPT	Exempt Total: 93,320
			100%	Alberta School Foundation Fund	
4720010	1362JK B	N -12-26-22-4	1.70 Acres	I Individual	
	NR	LAND	E	157 PUBLIC PARKS EXEMPT	Exempt Total: 33,810
			100%	Alberta School Foundation Fund	
4720020	1362JK C	N -12-26-22-4	0.38 Acres	I Individual	
	NR	LAND	E	157 PUBLIC PARKS EXEMPT	Exempt Total: 4,310
			100%	Alberta School Foundation Fund	
4722000	6197AW 38	SE-14-26-22-4	156.36 Acres	PARCEL D C Corporation	
	F	LAND	T	1 FARMLAND	Taxable Total: 37,450
			100%	Alberta School Foundation Fund	
4724000	9310855 D 40A	SW-13-26-22-4	152.80 Acres	C Corporation	
	F	LAND	T	1 FARMLAND	Taxable Total: 28,820
			100%	Alberta School Foundation Fund	
4726000	6197AW 41	NW-14-26-22-4	159.00 Acres	PARCEL D SOUTH C Corporation	
	F	LAND	T	1 FARMLAND	Taxable Total: 39,290
			100%	The Golden Hills Reg. Div. 15	
4729000	6197AW 43	NE-14-26-22-4	160.98 Acres	C Corporation	
	F	LAND	T	1 FARMLAND	Taxable Total: 39,490



2019 Assessment Roll (Valuation Date 1-July, 2019) 2020 Taxation Year, Wheatland County

Assessment Year: 2019
Tax Year: 2020

Roll	Legal Address							Total		
4730000	6197AW 44	SE-22-26-22-4	152.00 Acres	100% Alberta School Foundation Fund			PARCEL D SOUTH C Corporation			
				F	LAND	T	1	FARMLAND	Taxable Total:	33,470
				100% The Golden Hills Reg. Div. 15						
4731000	9310855 45A	NW-13-26-22-4	297.79 Acres				N 1/2 13,W. OF CANAL C Corporation			
				F	LAND	T	1	FARMLAND	Taxable Total:	62,010
				100% Alberta School Foundation Fund						
4732000	6197AW 46	SW-23-26-22-4	161.50 Acres				PARCEL D SOUTH I Individual			
				F	LAND	T	1	FARMLAND	Taxable Total:	40,610
				100% The Golden Hills Reg. Div. 15						
4733000	6197AW 47	NE-22-26-22-4	153.48 Acres				PARCEL D I Individual			
				F	LAND	T	1	FARMLAND	Taxable Total:	29,590
				100% Alberta School Foundation Fund						
4734000	6197AW 48,50,51 263039B HWY 840	E -23-26-22-4	427.64 Acres				PARCEL D SOUTH C Corporation			
				F	LAND	T	1	FARMLAND	Taxable Total:	88,970
				100% The Golden Hills Reg. Div. 15						
4735000	6197AW D 48 263002 HWY 840	SE-23-26-22-4	48.29 Acres				SOUTH 5792 FEET C Corporation			
				F	LAND & IMPROVEMENTS	T	1	FARMLAND	4,820	
				R		T	103	RESIDENTIAL LAND & IMPROVEMENTS	294,360	
				Taxable Total:			299,180			
				R		E	901	RURAL RESIDENCE EXEMPTION (RAP)	61,540	
100% Alberta School Foundation Fund							Totals:	360,720		
4736000	6197AW 49	NW-23-26-22-4	161.99 Acres				PARCEL D I Individual			
				F	LAND	T	1	FARMLAND	Taxable Total:	39,580
				100% Alberta School Foundation Fund						
4739000	9310855 52A	SE-24-26-22-4	133.57 Acres				WESTERLY PART C Corporation			
				F	LAND	T	1	FARMLAND	Taxable Total:	22,260



2019 Assessment Roll (Valuation Date 1-July, 2019) 2020 Taxation Year, Wheatland County

Assessment Year: 2019
Tax Year: 2020

Roll	Legal Address					Total
	100% The Golden Hills Reg. Div. 15					
4739010	9310855 52B SE-24-26-22-4 25.73 Acres	NE EASTERLY PART I Individual				
	F LAND	T 1	FARMLAND		Taxable Total: 1,880	
	100% Alberta School Foundation Fund					
4740000	6197AW OT,D 52,106 SW-19-26-21-4 2.20 Acres	GRASSWOLD R-O-W Severn Creek I Individual				
	F LAND	T 1	FARMLAND		Taxable Total: 100	
	100% Alberta School Foundation Fund					
4740020	6197AW OT SE-25-26-22-4 8.70 Acres	Parcel D(S)-R-O-W Severn Creek P Provincial				
	NR LAND	E 150	CROWN LAND & IMPR. EXEMPT		Exempt Total: 9,280	
	100% Alberta School Foundation Fund					
4741000	6197AW 53 NW-24-26-22-4 157.97 Acres 263039A HWY 840	PARCEL D SOUTH C Corporation				
	F LAND & IMPROVEMENTS	T 1	FARMLAND		38,760	
	R	T 103	RESIDENTIAL LAND & IMPROVEMENTS		110,000	
		Taxable Total: 148,760				
	R	E 901	RURAL RESIDENCE EXEMPTION (RAP)		49,700	
		100% The Golden Hills Reg. Div. 15				Totals: 198,460
4742000	6196AW D 54 SE-27-26-22-4 153.76 Acres	C Corporation				
	F LAND	T 1	FARMLAND		Taxable Total: 37,900	
		50% The Golden Hills Reg. Div. 15 50% Christ The Redeemer Reg. 3				
4743000	6197AW 55 NE-24-26-22-4 98.90 Acres	PARCEL D SOUTH C Corporation				
	F LAND	T 1	FARMLAND		Taxable Total: 16,280	
		100% The Golden Hills Reg. Div. 15				
4743010	9310855 55A NE-24-26-22-4 40.24 Acres 263079 RGE RD 220	WEST of Road E. of creek I Individual				
	F LAND & IMPROVEMENTS	T 1	FARMLAND		2,720	
	R	T 103	RESIDENTIAL LAND & IMPROVEMENTS		599,160	
		Taxable Total: 601,880				
	R	E 901	RURAL RESIDENCE EXEMPTION (RAP)		61,540	
		Totals: 663,420				



2019 Assessment Roll (Valuation Date 1-July, 2019) 2020 Taxation Year, Wheatland County

Assessment Year: 2019
Tax Year: 2020

Roll	Legal Address	100% Alberta School Foundation Fund	Total
4743030	6197AW OT,D 55,104 SE-25-26-22-4 0.69 Acres	SEVEN CRK R-O-W BET LTS 55&104 I Individual	
	R LAND	T 104 RESIDENTIAL VACANT LAND 100% Alberta School Foundation Fund	Taxable Total: 700
4743040	6197AW OT,D 52,107& SE-19-26-21-4 1.90 Acres	SEVERN CREEK RIGHT OF WAY C Corporation	
	F LAND	T 1 FARMLAND 100% Alberta School Foundation Fund	Taxable Total: 120
4744000	6196AW D 56 SW-26-26-22-4 162.00 Acres	C Corporation	
	F LAND	T 1 FARMLAND 100% Alberta School Foundation Fund	Taxable Total: 39,980
4745000	6196AW D 57 NE-27-26-22-4 150.50 Acres	C Corporation	
	F LAND	T 1 FARMLAND 100% Alberta School Foundation Fund	Taxable Total: 36,860
4746000	6196AW D 58 SE-26-26-22-4 160.62 Acres	C Corporation	
	F LAND	T 1 FARMLAND 100% Alberta School Foundation Fund	Taxable Total: 35,660
4747000	6196AW D 59,61 N -26-26-22-4 321.85 Acres	C Corporation	
	F LAND	T 1 FARMLAND 100% Alberta School Foundation Fund	Taxable Total: 80,230
4748000	6196AW 60 SW-25-26-22-4 151.93 Acres	PARCEL 'D' CENTRE C Corporation	
	F LAND	T 1 FARMLAND 100% The Golden Hills Reg. Div. 15	Taxable Total: 36,700
4750000	6196AW 62 SE-25-26-22-4 205.65 Acres	& PART SW-25 -PARCEL 'D'CENTRE C Corporation	
	F LAND	T 1 FARMLAND 100% The Golden Hills Reg. Div. 15	Taxable Total: 33,660
4751000	6196AW 63 NW-25-26-22-4 162.29 Acres	& WEST PART NE-25 & PT NE-26 I Individual	
	F LAND	T 1 FARMLAND	Taxable Total: 28,480



2019 Assessment Roll (Valuation Date 1-July, 2019) 2020 Taxation Year, Wheatland County

Assessment Year: 2019
Tax Year: 2020

Roll	Legal Address					Total
		100% Alberta School Foundation Fund				
4751010	0512007 1 1 NW-25-26-22-4 14.97 Acres 264063 HWY 840	W Part of LSD 12 I Individual				
	F LAND & IMPROVEMENTS	T 1	FARMLAND			2,290
	R	T 103	RESIDENTIAL LAND & IMPROVEMENTS			315,510
	R	E 901	RURAL RESIDENCE EXEMPTION (RAP)			Taxable Total: 317,800
		100% Alberta School Foundation Fund				2,290
		Totals:				320,090
4752000	5756AW 64 W -35-26-22-4 149.50 Acres	Parcel D I Individual				
	F LAND	T 1	FARMLAND			Taxable Total: 34,820
		100% Alberta School Foundation Fund				
4753000	5756AW 65 W -35-26-22-4 148.00 Acres	Parcel D I Individual				
	F LAND	T 1	FARMLAND			Taxable Total: 35,520
		100% Alberta School Foundation Fund				
4754000	5756AW D 66,68 S -35-26-22-4 322.69 Acres	C Corporation				
	F LAND	T 1	FARMLAND			Taxable Total: 79,420
		100% Alberta School Foundation Fund				
4755000	5756AW D 67,69 N -35-26-22-4 319.00 Acres	C Corporation				
	F LAND	T 1	FARMLAND			Taxable Total: 75,180
		100% Alberta School Foundation Fund				
4758000	5756AW D 70 W -36-26-22-4 243.63 Acres	& PART NE 1/4 I Individual				
	F LAND	T 1	FARMLAND			Taxable Total: 45,050
		100% Alberta School Foundation Fund				
4758010	5756AW OT,D 70,100 SW-36-26-22-4 3.57 Acres	Severn Creek Right of Way I Individual				
	F LAND	T 1	FARMLAND			Taxable Total: 260
		100% Alberta School Foundation Fund				
4759000	1511187 3 1 NW-36-26-22-4 84.76 Acres	Approx 26acres in SW-6-27-21 I Individual				
	F LAND	T 1	FARMLAND			Taxable Total: 13,220



2019 Assessment Roll (Valuation Date 1-July, 2019) 2020 Taxation Year, Wheatland County

Assessment Year: 2019
Tax Year: 2020

Roll	Legal Address							Total
	100% Alberta School Foundation Fund							
4759010	5756AW OT	W-6-27-21-4	3.52 Acres				Parcel D Betn Lots 71& 98 N of Crk C Corporation	
	F	LAND		T	1	FARMLAND	Taxable Total:	260
100% The Golden Hills Reg. Div. 15								
4759020	5756AW OT	SW-6-27-21-4	0.48 Acres				SEVERN CREEK ROW:Parcel D,Lot:71,99 I Individual	
	R	LAND		T	104	RESIDENTIAL VACANT LAND	Taxable Total:	500
100% Alberta School Foundation Fund								
4759030	5756AW OT	SW-6-27-21-4	2.85 Acres				Parcel D Betn Lots 76, 97, 98 N of Crk C Corporation	
	F	LAND		T	1	FARMLAND	Taxable Total:	210
100% The Golden Hills Reg. Div. 15								
4759040	5756AW OT,D	SE-1-27-22-4	1.40 Acres				SevernCreek ROW betweenL:83&97 M Municipal	
	R	LAND		T	104	RESIDENTIAL VACANT LAND	Taxable Total:	2,300
100% Alberta School Foundation Fund								
4760000	5756AW 73	W -2-27-22-4	140.00 Acres				W 1/2 & PART NE-3 PARCEL D(N) I Individual	
	F	LAND		T	1	FARMLAND	Taxable Total:	32,670
100% Alberta School Foundation Fund								
4761000	8610631 A	NW-1-27-22-4	254.00 Acres				& PART NE-2 I Individual	
	F	LAND		T	1	FARMLAND	Taxable Total:	53,950
100% Alberta School Foundation Fund								
4761030	8610631 D	SW-1-27-22-4	193.00 Acres				& PART NW-1 & PART SW-2 I Individual	
	F	LAND		T	1	FARMLAND	Taxable Total:	39,180
100% Alberta School Foundation Fund								
4761040	8611191 G	NE-1-27-22-4	161.30 Acres				& PART NW-6-27-21 I Individual	
		220013 TWP RD 271A						
	F	LAND & IMPROVEMENTS		T	1	FARMLAND		24,790
	R			T	103	RESIDENTIAL LAND & IMPROVEMENTS		351,360
							Taxable Total:	376,150
	R			E	901	RURAL RESIDENCE EXEMPTION (RAP)		61,540
							Totals:	437,690



2019 Assessment Roll (Valuation Date 1-July, 2019) 2020 Taxation Year, Wheatland County

Assessment Year: 2019
Tax Year: 2020

Roll	Legal Address	Total
4767005	RW80 RLY OT SW-11-27-22-4 1.49 Acres	RAILWAY STATION GRDS I Individual
	F LAND T 1 FARMLAND 100% Alberta School Foundation Fund	Taxable Total: 160
4767010	5756AW OT,D 83,96& SW-7-27-21-4 6.24 Acres	SEVERN CREEK RIGHT OF WAY C Corporation
	F LAND T 1 FARMLAND 100% Alberta School Foundation Fund	Taxable Total: 460
4768000	6196AW 84 NE-32-26-22-4 80.19 Acres	IN PARCEL 'D' CENTRE C Corporation
	F LAND T 1 FARMLAND 100% Alberta School Foundation Fund	Taxable Total: 8,080
4769000	5756AW 85,86 SE-4-27-22-4 278.15 Acres	Parcel D (North) I Individual
	F LAND T 1 FARMLAND 100% Alberta School Foundation Fund	Taxable Total: 38,420
4771000	5756AW 87,88 NW-11-27-22-4 284.46 Acres	I Individual
	F LAND T 1 FARMLAND 100% Alberta School Foundation Fund	Taxable Total: 51,690
4773000	5756AW 89-91 NW-7-27-21-4 33.15 Acres	PARCEL D NORTH I Individual
	F LAND T 1 FARMLAND 100% Alberta School Foundation Fund	Taxable Total: 2,850
4775000	5756AW D 90 SW-12-27-22-4 0.15 Acres	PORTION NW OF ABANDONED R/W I Individual
	R LAND T 104 RESIDENTIAL VACANT LAND 100% Alberta School Foundation Fund	Taxable Total: 3,600
4777000	5756AW 92 SE-12-27-22-4 0.90 Acres	NW Corner M Municipal
	NR LAND E 160 TAX RECOVERY EXEMPT 100% Alberta School Foundation Fund	Exempt Total: 38,700
4778000	5756AW D 93 SE-13-27-22-4 0.61 Acres	SE Corner C Corporation
	R LAND T 104 RESIDENTIAL VACANT LAND	Taxable Total: 700



2019 Assessment Roll (Valuation Date 1-July, 2019) 2020 Taxation Year, Wheatland County

Assessment Year: 2019
Tax Year: 2020

Roll	Legal Address					Total
		100% The Golden Hills Reg. Div. 15				
4779000	5756AW 94 NW-7-27-21-4 15.00 Acres 220003C TWP RD 272	I Individual				
	F LAND & IMPROVEMENTS	T 1	FARMLAND		1,010	
	R	T 103	RESIDENTIAL LAND & IMPROVEMENTS		364,930	
		Taxable Total:				365,940
	R	E 901	RURAL RESIDENCE EXEMPTION (RAP)		1,370	
	R	E 903	FARM BUILDING EXEMPT		17,850	
		100% Alberta School Foundation Fund		Exempt Total:	19,220	
		Totals:				385,160
4780000	5756AW 95 NE-7-27-21-4 153.19 Acres	PARCEL D C Corporation				
	F LAND	T 1	FARMLAND		Taxable Total: 11,200	
		100% Alberta School Foundation Fund				
4781000	5756AW 96 SW-7-27-21-4 66.98 Acres	& PART NW-6 (PARCEL D NORTH)) C Corporation				
	F LAND	T 1	FARMLAND		Taxable Total: 3,890	
		100% Alberta School Foundation Fund				
4781010	2224EZ RW 27 W -7-27-21-4 1.58 Acres	ROW ALONG HIGHWAY 840 C Corporation				
	NR LAND	T 105	NON-RESEIDENTIAL LAND & IMPROVEMENTS		Taxable Total: 23,610	
		100% Alberta School Foundation Fund				
4782000	5756AW 97,OT NW-6-27-21-4 175.59 Acres	PARCEL D NORTH C Corporation				
	F LAND	T 1	FARMLAND		Taxable Total: 26,200	
		100% The Golden Hills Reg. Div. 15				
4783000	5756AW 98 SW-6-27-21-4 103.31 Acres	N. EASTERLY PART C Corporation				
	F LAND	T 1	FARMLAND		Taxable Total: 11,970	
		100% The Golden Hills Reg. Div. 15				
4785000	5756AW 99,100 NE-36-26-22-4 137.74 Acres	PARCEL "D" C Corporation				
	F LAND	T 1	FARMLAND		Taxable Total: 23,360	
		100% The Golden Hills Reg. Div. 15				
4785010	9911498 2 NE-36-26-22-4 29.57 Acres 220023 TWP RD 270	PART 1&2 IN NE & NW QRT I Individual				



2019 Assessment Roll (Valuation Date 1-July, 2019) 2020 Taxation Year, Wheatland County

Assessment Year: 2019
Tax Year: 2020

Roll	Legal Address				Total
	F	LAND & IMPROVEMENTS	T	1 FARMLAND	1,900
	R		T	103 RESIDENTIAL LAND & IMPROVEMENTS	325,150
				Taxable Total:	327,050
	R		E	901 RURAL RESIDENCE EXEMPTION (RAP)	950
	R		E	903 FARM BUILDING EXEMPT	5,340
				100% Alberta School Foundation Fund	6,290
				Exempt Total:	6,290
				Totals:	333,340
4786000	5756AW	101 SE-36-26-22-4	142.29 Acres	EAST OF CANAL-PARCEL D I Individual	
	F	LAND	T	1 FARMLAND	Taxable Total: 27,600
				100% Alberta School Foundation Fund	
4787000	6196AW	102 NE-25-26-22-4	65.47 Acres	E of CANAL;PARCEL 'D' CENTRE I Individual	
	F	LAND	T	1 FARMLAND	Taxable Total: 6,600
				100% Alberta School Foundation Fund	
4788000	6196AW	103,104 SE-25-26-22-4	22.45 Acres	I Individual	
	F	LAND	T	1 FARMLAND	Taxable Total: 1,640
				100% Alberta School Foundation Fund	
4790000	6197AW	105 NW-19-26-21-4	175.02 Acres	SW CORNER;PARCEL D SOUTH C Corporation	
	F	LAND	T	1 FARMLAND	Taxable Total: 35,750
				100% Alberta School Foundation Fund	
4791000	6197AW	106 SW-19-26-21-4	143.50 Acres	PARCEL D I Individual	
		263001 RGE RD 220			
	F	LAND & IMPROVEMENTS	T	1 FARMLAND	16,800
	R		T	103 RESIDENTIAL LAND & IMPROVEMENTS	453,760
				Taxable Total:	470,560
	R		E	901 RURAL RESIDENCE EXEMPTION (RAP)	61,540
				100% Alberta School Foundation Fund	
				Totals:	532,100
4792000	6197AW	107 SE-24-26-22-4	14.95 Acres	PARCEL "D" SOUTH - SE CORNER I Individual	
	F	LAND	T	1 FARMLAND	Taxable Total: 1,090
				100% Alberta School Foundation Fund	
4793000	6197AW	108 NE-13-26-22-4	59.50 Acres	PARCEL D C Corporation	



2019 Assessment Roll (Valuation Date 1-July, 2019) 2020 Taxation Year, Wheatland County

Assessment Year: 2019
Tax Year: 2020

Roll	Legal Address						Total
	F	LAND			T 1 FARMLAND	Taxable Total:	8,760
					100% Alberta School Foundation Fund		
4794000	9310855	109A	SE-13-26-22-4	120.57 Acres			
						C Corporation	
	F	LAND			T 1 FARMLAND	Taxable Total:	23,700
					100% Alberta School Foundation Fund		
4796000	6197AW D 110	NE-12-26-22-4	158.30 Acres			SOUTH OF CANAL	
						C Corporation	
	F	LAND			T 1 FARMLAND	Taxable Total:	32,030
					100% Alberta School Foundation Fund		
4797000	6197AW 111	NW-12-26-22-4	65.60 Acres			PARCEL D	
						C Corporation	
	F	LAND			T 1 FARMLAND	Taxable Total:	13,330
					100% Alberta School Foundation Fund		
4798000	0511975 A	NW-12-26-22-4	82.47 Acres			Reservoir E 11 26 22 W4 Severn Dam Reservoir	
						P Provincial	
	NR	LAND & IMPROVEMENTS			E 154 OTHER PROV. IMP EXEMPT		215,850
	NR				E 157 PUBLIC PARKS EXEMPT		6,030
					100% Alberta School Foundation Fund	Exempt Total:	221,880
4802000	6197AW 114	NW-4-26-22-4	152.00 Acres			PARCEL D	
						C Corporation	
	F	LAND			T 1 FARMLAND	Taxable Total:	33,340
					100% Alberta School Foundation Fund		
4803000	NE-4-27-22-4		160.00 Acres				
						C Corporation	
	F	LAND			T 1 FARMLAND	Taxable Total:	32,410
					100% Alberta School Foundation Fund		
4804000	NW-4-27-22-4		160.00 Acres				
						C Corporation	
	F	LAND			T 1 FARMLAND	Taxable Total:	33,440
					100% Alberta School Foundation Fund		
4805000	SW-4-27-22-4		159.00 Acres				
						I Individual	
	F	LAND			T 1 FARMLAND	Taxable Total:	38,440
					100% Alberta School Foundation Fund		



2019 Assessment Roll (Valuation Date 1-July, 2019) 2020 Taxation Year, Wheatland County

Assessment Year: 2019
Tax Year: 2020

Roll	Legal Address				Total
4806000	NE-5-27-22-4	160.00 Acres		I Individual	
	F LAND		T 1 FARMLAND	Taxable Total:	37,360
			100% Alberta School Foundation Fund		
4807000	NW-5-27-22-4	160.00 Acres		C Corporation	
	F LAND		T 1 FARMLAND	Taxable Total:	38,800
			100% Alberta School Foundation Fund		
4808000	SE-5-27-22-4	159.00 Acres		I Individual	
	F LAND		T 1 FARMLAND	Taxable Total:	38,600
			100% Alberta School Foundation Fund		
4809000	SW-5-27-22-4	159.00 Acres		I Individual	
	F LAND		T 1 FARMLAND	Taxable Total:	39,020
			100% Alberta School Foundation Fund		
4810000	NE-6-27-22-4	160.00 Acres		C Corporation	
	F LAND		T 1 FARMLAND	Taxable Total:	35,290
			100% Alberta School Foundation Fund		
4811000	NW-6-27-22-4	160.00 Acres		C Corporation	
	F LAND		T 1 FARMLAND	Taxable Total:	34,830
			100% Alberta School Foundation Fund		
4812000	SE-6-27-22-4	159.00 Acres		C Corporation	
	F LAND		T 1 FARMLAND	Taxable Total:	39,930
			100% Alberta School Foundation Fund		
4813000	SW-6-27-22-4	156.07 Acres		C Corporation	
	225048 TWP RD 270				
	F LAND & IMPROVEMENTS		T 1 FARMLAND		27,530
	R		T 103 RESIDENTIAL LAND & IMPROVEMENTS		291,730
				Taxable Total:	319,260
	R		E 901 RURAL RESIDENCE EXEMPTION (RAP)		30,770
				Totals:	350,030



2019 Assessment Roll (Valuation Date 1-July, 2019) 2020 Taxation Year, Wheatland County

Assessment Year: 2019
Tax Year: 2020

Roll	Legal Address	100% Alberta School Foundation Fund	Total
4814000	NE-7-27-22-4 80.00 Acres	LSD 15 & 16 I Individual	
	F LAND	T 1 FARMLAND 100% Alberta School Foundation Fund	Taxable Total: 16,150
4814010	NE-7-27-22-4 80.00 Acres	LSD 9 & 10 I Individual	
	F LAND	T 1 FARMLAND 100% Alberta School Foundation Fund	Taxable Total: 12,180
4815000	NW-7-27-22-4 160.00 Acres	I Individual	
	F LAND	T 1 FARMLAND 100% Alberta School Foundation Fund	Taxable Total: 38,540
4816010	SE-7-27-22-4 80.00 Acres	N 1/2 LSD 7 & 8 I Individual	
	F LAND	T 1 FARMLAND 100% Alberta School Foundation Fund	Taxable Total: 12,370
4816020	SE-7-27-22-4 80.00 Acres	S 1/2 LSD 1 & 2 I Individual	
	F LAND	T 1 FARMLAND 100% Alberta School Foundation Fund	Taxable Total: 16,990
4817000	SW-7-27-22-4 160.00 Acres	I Individual	
	F LAND	T 1 FARMLAND 100% Alberta School Foundation Fund	Taxable Total: 35,900
4818000	NE-8-27-22-4 160.00 Acres	I Individual	
	F LAND	T 1 FARMLAND 100% Alberta School Foundation Fund	Taxable Total: 38,850
4819000	NW-8-27-22-4 160.00 Acres	I Individual	
	F LAND	T 1 FARMLAND 100% Alberta School Foundation Fund	Taxable Total: 36,400
4820000	SE-8-27-22-4 160.00 Acres	I Individual	
	F LAND	T 1 FARMLAND	Taxable Total: 36,850



2019 Assessment Roll (Valuation Date 1-July, 2019) 2020 Taxation Year, Wheatland County

Assessment Year: 2019
Tax Year: 2020

Roll	Legal Address						Total
			100% Alberta School Foundation Fund				
4821000	SW-8-27-22-4	160.00 Acres					
	271027 RGE RD 225						
			I Individual				
	F LAND & IMPROVEMENTS		T 1	FARMLAND			37,260
	R		T 103	RESIDENTIAL LAND & IMPROVEMENTS			267,340
			Taxable Total:				304,600
	R		E 901	RURAL RESIDENCE EXEMPTION (RAP)			61,540
	R		E 903	FARM BUILDING EXEMPT			7,380
			100% Alberta School Foundation Fund				
			Exempt Total:				68,920
			Totals:				373,520
4822000	NE-9-27-22-4	123.38 Acres					
			WEST OF IRRIGATION DITCH				
			I Individual				
	F LAND		T 1	FARMLAND			21,210
			100% Alberta School Foundation Fund				
4823000	NE-9-27-22-4	28.11 Acres					
			EAST OF IRRIGATION DITCH				
			I Individual				
	F LAND		T 1	FARMLAND			2,490
			100% Alberta School Foundation Fund				
4824000	NW-9-27-22-4	140.10 Acres					
			NORTH OF ROAD				
			I Individual				
	F LAND		T 1	FARMLAND			24,040
			100% Alberta School Foundation Fund				
4824010	NW-9-27-22-4	15.84 Acres					
			SOUTH OF ROAD				
			I Individual				
	F LAND		T 1	FARMLAND			2,330
			100% Alberta School Foundation Fund				
4825000	SE-9-27-22-4	156.68 Acres					
			C Corporation				
	F LAND		T 1	FARMLAND			25,420
			100% Alberta School Foundation Fund				
4826000	SE-9-27-22-4	1.18 Acres					
			NORTHEAST CORNER				
			I Individual				
	F LAND		T 1	FARMLAND			90
			100% Alberta School Foundation Fund				
4827000	SW-9-27-22-4	160.00 Acres					
			I Individual				



2019 Assessment Roll (Valuation Date 1-July, 2019) 2020 Taxation Year, Wheatland County

Assessment Year: 2019
Tax Year: 2020

Roll	Legal Address					Total
	F	LAND	T	1	FARMLAND	Taxable Total: 33,410
					100% Alberta School Foundation Fund	
4828000	NE-10-27-22-4	90.96 Acres				East of road
	271043A RGE RD 222A					I Individual
	F	LAND & IMPROVEMENTS	T	1	FARMLAND	14,040
	R		T	103	RESIDENTIAL LAND & IMPROVEMENTS	451,420
						Taxable Total: 465,460
	R		E	901	RURAL RESIDENCE EXEMPTION (RAP)	123,080
					100% Alberta School Foundation Fund	Totals: 588,540
4829000	0513598 6 1	E -10-27-22-4 105.62 Acres				NE 65.10ac, SE 40.52ac
						I Individual
	F	LAND	T	1	FARMLAND	Taxable Total: 11,310
					100% Alberta School Foundation Fund	
4831000	NW-10-27-22-4	156.90 Acres				I Individual
	F	LAND	T	1	FARMLAND	Taxable Total: 25,170
					100% Alberta School Foundation Fund	
4831010	NW-10-27-22-4	2.40 Acres				SOUTHWEST CORNER
						I Individual
	F	LAND	T	1	FARMLAND	Taxable Total: 300
					100% Alberta School Foundation Fund	
4832000	SE-10-27-22-4	49.20 Acres				S.E. OF RAILWAY, S.W. OF ROAD
	271018 RGE RD 222A					I Individual
	F	LAND & IMPROVEMENTS	T	1	FARMLAND	6,220
	R		T	103	RESIDENTIAL LAND & IMPROVEMENTS	228,680
						Taxable Total: 234,900
	R		E	901	RURAL RESIDENCE EXEMPTION (RAP)	6,220
					100% Alberta School Foundation Fund	Totals: 241,120
4833000	0513597 5 1	E -10-27-22-4 3.44 Acres				WITHIN LSD 7
	222024 TWP RD 271A					I Individual
	R	LAND & IMPROVEMENTS	T	103	RESIDENTIAL LAND & IMPROVEMENTS	Taxable Total: 187,900
					100% Alberta School Foundation Fund	
4833010	SE-10-27-22-4	4.20 Acres				Northeast Corner
						I Individual
	F	LAND	T	1	FARMLAND	Taxable Total: 450
					100% Alberta School Foundation Fund	



2019 Assessment Roll (Valuation Date 1-July, 2019) 2020 Taxation Year, Wheatland County

Assessment Year: 2019
Tax Year: 2020

Roll	Legal Address				Total
4835000	SE-10-27-22-4	16.80 Acres	SOUTHEAST CORNER I Individual		
	F LAND		T 1 FARMLAND 100% Alberta School Foundation Fund	Taxable Total:	2,160
4835010	RW25 OT SE-10-27-22-4	8.05 Acres	OLD STATION GROUNDS I Individual		
	F LAND		T 1 FARMLAND 100% Alberta School Foundation Fund	Taxable Total:	700
4836000	SW-10-27-22-4	101.84 Acres	South of Road I Individual		
	F LAND & IMPROVEMENTS		T 1 FARMLAND		7,230
	R		T 103 RESIDENTIAL LAND & IMPROVEMENTS		357,690
	R		E 901 RURAL RESIDENCE EXEMPTION (RAP) 100% Alberta School Foundation Fund	Taxable Total:	364,920
				Totals:	92,310
					457,230
4836010	SW-10-27-22-4	0.45 Acres	Northwest Corner I Individual		
	R LAND		T 104 RESIDENTIAL VACANT LAND 100% Alberta School Foundation Fund	Taxable Total:	3,000
4836020	SW-10-27-22-4	15.59 Acres	N of Rd. 9611018 & S of River I Individual		
	F LAND		T 1 FARMLAND 100% Alberta School Foundation Fund	Taxable Total:	1,550
4837000	SW-10-27-22-4	20.35 Acres	North of River I Individual		
	F LAND		T 1 FARMLAND 100% Alberta School Foundation Fund	Taxable Total:	2,140
4838000	SW-10-27-22-4	4.20 Acres	East of IRR385 I Individual		
	F LAND		T 1 FARMLAND 100% Alberta School Foundation Fund	Taxable Total:	310
4838010	IRR385 W -10-27-22-4	6.20 Acres	ROSEBUD RIVER RIGHT OF WAY I Individual		
	NR LAND		E 167 WESTERN IRRIGATION DIST EXEMPT 100% Alberta School Foundation Fund	Exempt Total:	6,610



2019 Assessment Roll (Valuation Date 1-July, 2019) 2020 Taxation Year, Wheatland County

Assessment Year: 2019
Tax Year: 2020

Roll	Legal Address				Total
4839000	SW-10-27-22-4	4.11 Acres		Easterly Portion N&S of Road I Individual	
	F LAND		T 1 FARMLAND	Taxable Total:	300
			100% Alberta School Foundation Fund		
4841000	NE-12-27-22-4	152.71 Acres		Rosebud River Fibre Mill I Individual	
	F LAND & IMPROVEMENTS		T 1 FARMLAND		15,530
	ME		T 7 MACHINERY & EQUIPMENT		55,720
	R		T 103 RESIDENTIAL LAND & IMPROVEMENTS		229,900
	NR		T 105 NON-RESEIDENTIAL LAND & IMPROVEMENTS		35,380
				Taxable Total:	336,530
	R		E 901 RURAL RESIDENCE EXEMPTION (RAP)		36,800
	R		E 903 FARM BUILDING EXEMPT		4,020
			100% Alberta School Foundation Fund	Exempt Total:	40,820
				Totals:	377,350
4841010	RW137 OT NE-12-27-22-4	0.65 Acres		CREEK DIVERSION C Corporation	
	R LAND		T 104 RESIDENTIAL VACANT LAND	Taxable Total:	700
			100% Alberta School Foundation Fund		
4842000	NW-12-27-22-4	153.56 Acres		I Individual	
	F LAND		T 1 FARMLAND	Taxable Total:	18,420
			100% Alberta School Foundation Fund		
4842010	SW-12-27-22-4	1.00 Acres		RIVER DIVERSION BTWN LOT 81D C Corporation	
	NR LAND		T 105 NON-RESEIDENTIAL LAND & IMPROVEMENTS	Taxable Total:	1,260
			100% Alberta School Foundation Fund		
4843000	NE-13-27-22-4	159.09 Acres		C Corporation	
	F LAND		T 1 FARMLAND	Taxable Total:	27,200
			100% Alberta School Foundation Fund		
4844000	NW-13-27-22-4	160.00 Acres		C Corporation	
	F LAND		T 1 FARMLAND	Taxable Total:	37,760
			100% Alberta School Foundation Fund		



2019 Assessment Roll (Valuation Date 1-July, 2019) 2020 Taxation Year, Wheatland County

Assessment Year: 2019
Tax Year: 2020

Roll	Legal Address				Total
4845000	SE-13-27-22-4	106.38 Acres	North of Canal I Individual		
	F LAND		T 1 FARMLAND 50% The Golden Hills Reg. Div. 15 50% Christ The Redeemer Reg. 3	Taxable Total:	21,910
4845010	9813427 2 SE-13-27-22-4 220004 TWP RD 272	49.17 Acres	SOUTH OF CANAL I Individual		
	F LAND & IMPROVEMENTS		T 1 FARMLAND		3,340
	R		T 103 RESIDENTIAL LAND & IMPROVEMENTS		203,260
				Taxable Total:	206,600
	R		E 901 RURAL RESIDENCE EXEMPTION (RAP)		3,340
	R		E 903 FARM BUILDING EXEMPT 100% Alberta School Foundation Fund		14,110
				Exempt Total:	17,450
				Totals:	224,050
4846000	SW-13-27-22-4	144.53 Acres	I Individual		
	F LAND		T 1 FARMLAND 100% Alberta School Foundation Fund	Taxable Total:	32,990
4846010	0212978 1 1 SW-13-27-22-4 220057 TWP RD 272A	11.46 Acres	WESTERLY PORTION OF LSD 6 I Individual		
	R LAND & IMPROVEMENTS		T 103 RESIDENTIAL LAND & IMPROVEMENTS		514,900
	R		E 903 FARM BUILDING EXEMPT 100% Alberta School Foundation Fund		36,130
				Totals:	551,030
4847000	NE-14-27-22-4	158.16 Acres	C Corporation		
	F LAND		T 1 FARMLAND 100% Alberta School Foundation Fund	Taxable Total:	32,150
4847010	1210688 A NE-14-27-22-4	1.85 Acres	NORTHCENTRAL BOUNDARY Rosebud Water Wells & Control Building M Municipal		
	NR LAND & IMPROVEMENTS		E 155 WHEATLAND COUNTY EXEMPT 100% Alberta School Foundation Fund	Exempt Total:	28,510
4848000	NW-14-27-22-4	160.00 Acres	C Corporation		
	F LAND		T 1 FARMLAND 100% Alberta School Foundation Fund	Taxable Total:	34,840



2019 Assessment Roll (Valuation Date 1-July, 2019) 2020 Taxation Year, Wheatland County

Assessment Year: 2019
Tax Year: 2020

Roll	Legal Address				Total
4849000	SE-14-27-22-4	156.00 Acres		C Corporation	
	F LAND		T 1 FARMLAND	Taxable Total:	35,650
			100% Alberta School Foundation Fund		
4850000	SW-14-27-22-4	156.00 Acres		C Corporation	
	F LAND		T 1 FARMLAND	Taxable Total:	34,150
			100% Alberta School Foundation Fund		
4851000	NE-15-27-22-4	157.29 Acres		C Corporation	
	F LAND		T 1 FARMLAND	Taxable Total:	33,070
			100% Alberta School Foundation Fund		
4852000	NW-15-27-22-4	153.67 Acres		I Individual	
	272062 RGE RD 222A				
	F LAND & IMPROVEMENTS		T 1 FARMLAND		27,180
	R		T 103 RESIDENTIAL LAND & IMPROVEMENTS		211,830
				Taxable Total:	239,010
	R		E 901 RURAL RESIDENCE EXEMPTION (RAP)		30,770
	R		E 903 FARM BUILDING EXEMPT		26,760
			100% Alberta School Foundation Fund	Exempt Total:	57,530
				Totals:	296,540
4853000	SE-15-27-22-4	154.81 Acres		I Individual	
	F LAND		T 1 FARMLAND	Taxable Total:	34,130
			100% Alberta School Foundation Fund		
4853010	SE-15-27-22-4	1.13 Acres		Southwest Corner I Individual	
	F LAND		T 1 FARMLAND	Taxable Total:	190
			100% Alberta School Foundation Fund		
4854000	SW-15-27-22-4	146.76 Acres		West of The Road I Individual	
	F LAND		T 1 FARMLAND	Taxable Total:	28,440
			100% Alberta School Foundation Fund		
4854010	SW-15-27-22-4	9.04 Acres		East of Road I Individual	
	F LAND		T 1 FARMLAND	Taxable Total:	920



2019 Assessment Roll (Valuation Date 1-July, 2019) 2020 Taxation Year, Wheatland County

Assessment Year: 2019
Tax Year: 2020

Roll	Legal Address						Total
			100% Alberta School Foundation Fund				
4855000	NE-16-27-22-4	155.92 Acres				I Individual	
	F	LAND	T	1	FARMLAND	Taxable Total:	18,040
			100% Alberta School Foundation Fund				
4856000	NW-16-27-22-4	80.72 Acres				NORTH OF CREEK	
			I Individual				
	F	LAND	T	1	FARMLAND	Taxable Total:	6,980
			100% Alberta School Foundation Fund				
4857000	NW-16-27-22-4	68.40 Acres				SOUTH OF CREEK	
			I Individual				
	F	LAND	T	1	FARMLAND	Taxable Total:	6,990
			100% Alberta School Foundation Fund				
4858000	SE-16-27-22-4	114.50 Acres				SOUTH OF CREEK	
			I Individual				
	F	LAND	T	1	FARMLAND	Taxable Total:	10,310
			100% Alberta School Foundation Fund				
4859000	SE-16-27-22-4	38.00 Acres				NORTH OF CREEK	
			I Individual				
	F	LAND	T	1	FARMLAND	Taxable Total:	3,220
			100% Alberta School Foundation Fund				
4860000	SW-16-27-22-4	160.00 Acres				I Individual	
			I Individual				
	F	LAND	T	1	FARMLAND	Taxable Total:	34,230
			100% Alberta School Foundation Fund				
4861000	NE-17-27-22-4	147.82 Acres				I Individual	
			I Individual				
	F	LAND	T	1	FARMLAND	Taxable Total:	16,280
			100% Alberta School Foundation Fund				
4862000	NE-17-27-22-4	5.71 Acres				NORTHEAST CORNER	
			I Individual				
	F	LAND	T	1	FARMLAND	Taxable Total:	490
			100% Alberta School Foundation Fund				
4863000	NW-17-27-22-4	157.35 Acres				I Individual	
			I Individual				



2019 Assessment Roll (Valuation Date 1-July, 2019) 2020 Taxation Year, Wheatland County

Assessment Year: 2019
Tax Year: 2020

Roll	Legal Address					Total
	F	LAND	T	1	FARMLAND	
					100% Alberta School Foundation Fund	Taxable Total: 18,510
4864000	SE-17-27-22-4	160.00 Acres				I Individual
	F	LAND	T	1	FARMLAND	
					100% Alberta School Foundation Fund	Taxable Total: 31,940
4865000	SW-17-27-22-4	160.00 Acres				I Individual
	F	LAND	T	1	FARMLAND	
					100% Alberta School Foundation Fund	Taxable Total: 38,150
4866000	NE-18-27-22-4	141.98 Acres				SOUTHWEST OF CREEK C Corporation
	F	LAND	T	1	FARMLAND	
					100% Alberta School Foundation Fund	Taxable Total: 14,860
4867000	NE-18-27-22-4	15.02 Acres				NORTHEAST CORNER C Corporation
	F	LAND	T	1	FARMLAND	
					100% Alberta School Foundation Fund	Taxable Total: 1,300
4868000	NW-18-27-22-4	105.32 Acres				EAST OF CREEK C Corporation
	F	LAND	T	1	FARMLAND	
					100% Alberta School Foundation Fund	Taxable Total: 12,520
4869000	NW-18-27-22-4	49.98 Acres				WEST OF CREEK C Corporation
	F	LAND	T	1	FARMLAND	
					100% Alberta School Foundation Fund	Taxable Total: 4,230
4870000	SE-18-27-22-4	160.00 Acres				I Individual
	F	LAND	T	1	FARMLAND	
					100% Alberta School Foundation Fund	Taxable Total: 38,120
4871000	SW-18-27-22-4	158.30 Acres				I Individual
	F	LAND	T	1	FARMLAND	
					100% Alberta School Foundation Fund	Taxable Total: 34,050



2019 Assessment Roll (Valuation Date 1-July, 2019) 2020 Taxation Year, Wheatland County

Assessment Year: 2019
Tax Year: 2020

Roll	Legal Address					Total
4872000	SW-18-27-22-4	1.20 Acres	NORTHWEST CORNER C Corporation			
	F LAND		T 1 FARMLAND	Taxable Total:		100
			100% Alberta School Foundation Fund			
4873000	NE-19-27-22-4	160.00 Acres	C Corporation			
	F LAND		T 1 FARMLAND	Taxable Total:		39,850
			100% Alberta School Foundation Fund			
4874000	NW-19-27-22-4	160.00 Acres	C Corporation			
	F LAND		T 1 FARMLAND	Taxable Total:		39,900
			100% Alberta School Foundation Fund			
4875000	SE-19-27-22-4	150.20 Acres	NORTH OF CREEK C Corporation			
	F LAND		T 1 FARMLAND	Taxable Total:		16,300
			100% Alberta School Foundation Fund			
4876000	SE-19-27-22-4	7.70 Acres	SOUTHWEST CORNER C Corporation			
	F LAND		T 1 FARMLAND	Taxable Total:		670
			100% Alberta School Foundation Fund			
4877000	SW-19-27-22-4	148.20 Acres	NORTH OF CREEK C Corporation			
	F LAND		T 1 FARMLAND	Taxable Total:		16,090
			100% Alberta School Foundation Fund			
4878000	SW-19-27-22-4	9.70 Acres	SOUTHEAST CORNER C Corporation			
	F LAND		T 1 FARMLAND	Taxable Total:		830
			100% Alberta School Foundation Fund			
4879000	NE-20-27-22-4	158.20 Acres	I Individual			
	F LAND		T 1 FARMLAND	Taxable Total:		29,730
			100% Alberta School Foundation Fund			
4880000	NW-20-27-22-4	160.00 Acres	I Individual			
	F LAND		T 1 FARMLAND	Taxable Total:		40,430



2019 Assessment Roll (Valuation Date 1-July, 2019) 2020 Taxation Year, Wheatland County

Assessment Year: 2019
Tax Year: 2020

Roll	Legal Address					Total
			100% Alberta School Foundation Fund			
4881000	SE-20-27-22-4	149.64 Acres			NORTH OF ROAD	
					I Individual	
	F	LAND	T	1	FARMLAND	Taxable Total: 15,410
			100% Alberta School Foundation Fund			
4882000	SE-20-27-22-4	7.65 Acres			SOUTHWEST CORNER	
					I Individual	
	F	LAND	T	1	FARMLAND	Taxable Total: 660
			100% Alberta School Foundation Fund			
4883000	SW-20-27-22-4	109.74 Acres			NORTH OF ROAD	
					I Individual	
	F	LAND	T	1	FARMLAND	Taxable Total: 22,920
			100% Alberta School Foundation Fund			
4884000	SW-20-27-22-4	43.80 Acres			SOUTH OF ROAD	
					I Individual	
	F	LAND	T	1	FARMLAND	Taxable Total: 3,790
			100% Alberta School Foundation Fund			
4885000	NE-21-27-22-4	160.00 Acres				
					I Individual	
	F	LAND	T	1	FARMLAND	Taxable Total: 34,590
			100% Alberta School Foundation Fund			
4886000	NW-21-27-22-4	160.00 Acres				
					I Individual	
	F	LAND	T	1	FARMLAND	Taxable Total: 29,810
			100% Alberta School Foundation Fund			
4887000	SE-21-27-22-4	160.00 Acres				
					I Individual	
	F	LAND	T	1	FARMLAND	Taxable Total: 33,120
			100% Alberta School Foundation Fund			
4888000	SW-21-27-22-4	160.00 Acres				
					I Individual	
	F	LAND	T	1	FARMLAND	Taxable Total: 31,250
			100% Alberta School Foundation Fund			
4889000	NE-22-27-22-4	156.25 Acres				
					I Individual	



2019 Assessment Roll (Valuation Date 1-July, 2019) 2020 Taxation Year, Wheatland County

Assessment Year: 2019
Tax Year: 2020

Roll	Legal Address					Total
	F	LAND	T	1	FARMLAND	
					100% Alberta School Foundation Fund	Taxable Total: 34,700
4890000	NW-22-27-22-4	159.75 Acres				I Individual
	F	LAND	T	1	FARMLAND	
					100% Alberta School Foundation Fund	Taxable Total: 33,910
4891000	SE-22-27-22-4	156.75 Acres				I Individual
	F	LAND	T	1	FARMLAND	
					100% Alberta School Foundation Fund	Taxable Total: 36,560
4892000	SW-22-27-22-4	159.25 Acres				I Individual
	F	LAND	T	1	FARMLAND	
					100% Alberta School Foundation Fund	Taxable Total: 35,550
4893000	NE-23-27-22-4	160.00 Acres				I Individual
	F	LAND	T	1	FARMLAND	
					100% The Golden Hills Reg. Div. 15	Taxable Total: 35,560
4894000	NW-23-27-22-4	160.00 Acres				C Corporation
	F	LAND	T	1	FARMLAND	
					100% Alberta School Foundation Fund	Taxable Total: 35,750
4895000	SE-23-27-22-4	160.00 Acres				C Corporation
	F	LAND	T	1	FARMLAND	
					100% Alberta School Foundation Fund	Taxable Total: 28,840
4896000	SW-23-27-22-4	160.00 Acres				C Corporation
	F	LAND	T	1	FARMLAND	
					100% Alberta School Foundation Fund	Taxable Total: 34,750
4897000	NE-24-27-22-4	157.19 Acres				I Individual
	F	LAND	T	1	FARMLAND	
					100% The Golden Hills Reg. Div. 15	Taxable Total: 30,860



2019 Assessment Roll (Valuation Date 1-July, 2019) 2020 Taxation Year, Wheatland County

Assessment Year: 2019
Tax Year: 2020

Roll	Legal Address	Total
4897010	222EZ RW 27 E -24-27-22-4 1.21 Acres NR LAND T 105 NON-RESEIDENTIAL LAND & IMPROVEMENTS 100% Alberta School Foundation Fund	&E part SEC13, TELEPHONE R-O-W C Corporation Taxable Total: 21,950
4898000	NE-24-27-22-4 1.92 Acres NR LAND E 155 WHEATLAND COUNTY EXEMPT 100% Alberta School Foundation Fund	NE OF CANCELLED RD. PL 246BM M Municipal Exempt Total: 30,170
4899000	NW-24-27-22-4 160.00 Acres F LAND T 1 FARMLAND 100% Alberta School Foundation Fund	I Individual Taxable Total: 34,840
4900000	SE-24-27-22-4 159.01 Acres F LAND T 1 FARMLAND 100% Alberta School Foundation Fund	C Corporation Taxable Total: 35,170
4901000	SW-24-27-22-4 160.00 Acres F LAND T 1 FARMLAND 100% Alberta School Foundation Fund	C Corporation Taxable Total: 27,260
4902000	NE-25-27-22-4 159.01 Acres F LAND T 1 FARMLAND 100% Alberta School Foundation Fund	I Individual Taxable Total: 34,110
4903000	NW-25-27-22-4 160.00 Acres F LAND T 1 FARMLAND 100% Alberta School Foundation Fund	I Individual Taxable Total: 25,460
4904000	SE-25-27-22-4 159.01 Acres F LAND T 1 FARMLAND 100% The Golden Hills Reg. Div. 15	I Individual Taxable Total: 33,190
4905000	SW-25-27-22-4 160.00 Acres F LAND T 1 FARMLAND	I Individual Taxable Total: 37,130



2019 Assessment Roll (Valuation Date 1-July, 2019) 2020 Taxation Year, Wheatland County

Assessment Year: 2019
Tax Year: 2020

Roll	Legal Address						Total
			100% Alberta School Foundation Fund				
4906000	NE-26-27-22-4	160.00 Acres				I Individual	
	F LAND		T 1 FARMLAND			Taxable Total:	35,260
			100% The Golden Hills Reg. Div. 15				
4907000	NW-26-27-22-4	160.00 Acres				I Individual	
	F LAND		T 1 FARMLAND			Taxable Total:	36,980
			100% The Golden Hills Reg. Div. 15				
4908000	SE-26-27-22-4	160.00 Acres				I Individual	
	F LAND		T 1 FARMLAND			Taxable Total:	30,600
			100% Alberta School Foundation Fund				
4909000	SW-26-27-22-4	160.00 Acres				I Individual	
	F LAND		T 1 FARMLAND			Taxable Total:	25,600
			100% Alberta School Foundation Fund				
4910000	NE-27-27-22-4	160.00 Acres				I Individual	
	F LAND		T 1 FARMLAND			Taxable Total:	38,280
			100% Alberta School Foundation Fund				
4911000	NW-27-27-22-4	160.00 Acres				I Individual	
	F LAND		T 1 FARMLAND			Taxable Total:	38,340
			100% Alberta School Foundation Fund				
4912000	SE-27-27-22-4	152.09 Acres				I Individual	
	F LAND		T 1 FARMLAND			Taxable Total:	27,020
			100% Alberta School Foundation Fund				
4913000	SW-27-27-22-4	160.00 Acres				I Individual	
	F LAND		T 1 FARMLAND			Taxable Total:	36,610
			100% Alberta School Foundation Fund				
4914000	NE-28-27-22-4	160.00 Acres				I Individual	



2019 Assessment Roll (Valuation Date 1-July, 2019) 2020 Taxation Year, Wheatland County

Assessment Year: 2019
Tax Year: 2020

Roll	Legal Address					Total
	F	LAND	T	1	FARMLAND	
					100% Alberta School Foundation Fund	Taxable Total: 34,680
4915000	NW-28-27-22-4	160.00 Acres				I Individual
	F	LAND	T	1	FARMLAND	
					100% Alberta School Foundation Fund	Taxable Total: 34,250
4916000	SE-28-27-22-4	160.00 Acres				I Individual
	F	LAND	T	1	FARMLAND	
					100% Alberta School Foundation Fund	Taxable Total: 37,300
4917000	SW-28-27-22-4	159.50 Acres				I Individual
	F	LAND	T	1	FARMLAND	
					100% Alberta School Foundation Fund	Taxable Total: 29,690
4918000	NE-29-27-22-4	160.00 Acres				I Individual
	F	LAND	T	1	FARMLAND	
					100% Alberta School Foundation Fund	Taxable Total: 36,580
4919000	NW-29-27-22-4	160.00 Acres				I Individual
		274041 RGE RD 225				
	F	LAND & IMPROVEMENTS	T	1	FARMLAND	28,840
	R		T	103	RESIDENTIAL LAND & IMPROVEMENTS	116,000
						Taxable Total: 144,840
	R		E	901	RURAL RESIDENCE EXEMPTION (RAP)	58,900
					100% Alberta School Foundation Fund	Totals: 203,740
4920000	SE-29-27-22-4	158.91 Acres				I Individual
		224032 TWP RD 274				
	F	LAND & IMPROVEMENTS	T	1	FARMLAND	22,860
	R		T	103	RESIDENTIAL LAND & IMPROVEMENTS	258,960
						Taxable Total: 281,820
	R		E	901	RURAL RESIDENCE EXEMPTION (RAP)	61,540
					100% Alberta School Foundation Fund	Totals: 343,360
4921000	SW-29-27-22-4	160.00 Acres				C Corporation
	F	LAND	T	1	FARMLAND	
					100% Alberta School Foundation Fund	Taxable Total: 29,340



2019 Assessment Roll (Valuation Date 1-July, 2019) 2020 Taxation Year, Wheatland County

Assessment Year: 2019
Tax Year: 2020

Roll	Legal Address					Total
4922000	NE-30-27-22-4	160.00 Acres			C Corporation	
	F LAND		T 1 FARMLAND	Taxable Total:		37,750
			100% Alberta School Foundation Fund			
4923000	NW-30-27-22-4	160.00 Acres			C Corporation	
	F LAND		T 1 FARMLAND	Taxable Total:		38,950
			100% Alberta School Foundation Fund			
4924000	SE-30-27-22-4	160.00 Acres			I Individual	
	F LAND		T 1 FARMLAND	Taxable Total:		39,680
			100% The Golden Hills Reg. Div. 15			
4925000	SW-30-27-22-4	160.00 Acres			C Corporation	
	F LAND		T 1 FARMLAND	Taxable Total:		39,280
			100% Alberta School Foundation Fund			
4926000	NE-31-27-22-4	160.00 Acres			C Corporation	
	F LAND		T 1 FARMLAND	Taxable Total:		35,860
			100% Alberta School Foundation Fund			
4927000	NW-31-27-22-4	160.00 Acres			C Corporation	
	F LAND		T 1 FARMLAND	Taxable Total:		36,880
			100% Alberta School Foundation Fund			
4928000	SE-31-27-22-4	160.00 Acres			C Corporation	
	F LAND		T 1 FARMLAND	Taxable Total:		33,280
			100% Alberta School Foundation Fund			
4929000	SW-31-27-22-4	160.00 Acres			C Corporation	
	F LAND		T 1 FARMLAND	Taxable Total:		36,610
			100% Alberta School Foundation Fund			
4930000	NE-32-27-22-4	160.00 Acres			I Individual	
	F LAND		T 1 FARMLAND	Taxable Total:		31,340



2019 Assessment Roll (Valuation Date 1-July, 2019) 2020 Taxation Year, Wheatland County

Assessment Year: 2019
Tax Year: 2020

Roll	Legal Address						Total
		100% Alberta School Foundation Fund					
4931000	NW-32-27-22-4 224081 TWP RD 280	160.00 Acres					
			I	Individual			
	F LAND & IMPROVEMENTS		T	1	FARMLAND		26,340
	R		T	103	RESIDENTIAL LAND & IMPROVEMENTS		164,460
			Taxable Total:				190,800
	R		E	901	RURAL RESIDENCE EXEMPTION (RAP)		61,540
			100% Alberta School Foundation Fund				
			Totals:				252,340
4932000	SE-32-27-22-4	160.00 Acres					
			I	Individual			
	F LAND		T	1	FARMLAND	Taxable Total:	36,210
			100% Alberta School Foundation Fund				
4933000	SW-32-27-22-4	160.00 Acres					
			I	Individual			
	F LAND		T	1	FARMLAND	Taxable Total:	30,450
			100% Alberta School Foundation Fund				
4934000	NE-33-27-22-4	160.00 Acres					
			I	Individual			
	F LAND		T	1	FARMLAND	Taxable Total:	35,930
			100% Alberta School Foundation Fund				
4935000	NW-33-27-22-4	160.00 Acres					
			I	Individual			
	F LAND		T	1	FARMLAND	Taxable Total:	35,510
			100% Alberta School Foundation Fund				
4936000	SE-33-27-22-4	160.00 Acres					
			I	Individual			
	F LAND		T	1	FARMLAND	Taxable Total:	39,300
			100% Alberta School Foundation Fund				
4937000	SW-33-27-22-4	160.00 Acres					
			I	Individual			
	F LAND		T	1	FARMLAND	Taxable Total:	37,270
			100% Alberta School Foundation Fund				
4938000	NE-34-27-22-4	160.00 Acres					
			C	Corporation			
	F LAND		T	1	FARMLAND	Taxable Total:	28,610



2019 Assessment Roll (Valuation Date 1-July, 2019) 2020 Taxation Year, Wheatland County

Assessment Year: 2019
Tax Year: 2020

Roll	Legal Address						Total
			100% Alberta School Foundation Fund				
4939000	NW-34-27-22-4	160.00 Acres				I Individual	
	F LAND		T 1 FARMLAND			Taxable Total:	38,520
			100% Alberta School Foundation Fund				
4940000	SE-34-27-22-4	160.00 Acres				C Corporation	
	F LAND		T 1 FARMLAND			Taxable Total:	34,200
			100% Alberta School Foundation Fund				
4941000	SW-34-27-22-4	160.00 Acres				I Individual	
	F LAND		T 1 FARMLAND			Taxable Total:	34,920
			100% Alberta School Foundation Fund				
4942000	NE-35-27-22-4	160.00 Acres				I Individual	
	F LAND		T 1 FARMLAND			Taxable Total:	34,100
			100% Alberta School Foundation Fund				
4943000	NW-35-27-22-4	160.00 Acres				C Corporation	
	F LAND		T 1 FARMLAND			Taxable Total:	33,380
			100% Alberta School Foundation Fund				
4944000	SE-35-27-22-4	160.00 Acres				I Individual	
	F LAND		T 1 FARMLAND			Taxable Total:	31,700
			100% Alberta School Foundation Fund				
4945000	SW-35-27-22-4	160.00 Acres				I Individual	
	F LAND		T 1 FARMLAND			Taxable Total:	35,300
			100% Alberta School Foundation Fund				
4946000	NE-36-27-22-4	157.83 Acres				I Individual	
	F LAND		T 1 FARMLAND			Taxable Total:	31,030
			100% Alberta School Foundation Fund				
4947000	NW-36-27-22-4	158.66 Acres				I Individual	



2019 Assessment Roll (Valuation Date 1-July, 2019) 2020 Taxation Year, Wheatland County

Assessment Year: 2019
Tax Year: 2020

Roll	Legal Address					Total
	F	LAND	T	1	FARMLAND	
					100% Alberta School Foundation Fund	Taxable Total: 21,230
4948000	SE-36-27-22-4	157.96 Acres				I Individual
	F	LAND	T	1	FARMLAND	
					100% Alberta School Foundation Fund	Taxable Total: 31,110
4949000	SW-36-27-22-4	157.34 Acres				I Individual
		220041 TWP RD 275A				
	F	LAND & IMPROVEMENTS	T	1	FARMLAND	31,480
	R		T	103	RESIDENTIAL LAND & IMPROVEMENTS	207,260
						Taxable Total: 238,740
	R		E	901	RURAL RESIDENCE EXEMPTION (RAP)	56,940
					100% Alberta School Foundation Fund	Totals: 295,680
4950000	1634BC 2 1,2,3	SE-10-27-22-4 12,499 Sq. Feet				I Individual
		17 MAIN ST				
	R	LAND & IMPROVEMENTS	T	103	RESIDENTIAL LAND & IMPROVEMENTS	Taxable Total: 120,100
					100% Alberta School Foundation Fund	
4952000	1634BC 2 4-19,22-25	NE-10-27-22-4 2.30 Acres				LOTS 4-19 & 22-25
		1 MAIN ST				I Individual
	R	LAND & IMPROVEMENTS	T	103	RESIDENTIAL LAND & IMPROVEMENTS	Taxable Total: 346,500
					100% The Golden Hills Reg. Div. 15	
4969000	1634BC 2 20,21	SE-10-27-22-4 12,500 Sq. Feet				I Individual
		6 1 ST E				
	R	LAND & IMPROVEMENTS	T	103	RESIDENTIAL LAND & IMPROVEMENTS	Taxable Total: 115,800
					100% Alberta School Foundation Fund	
4974000	1634BC 3 1,2	SE-10-27-22-4 8,333 Sq. Feet				M Municipal
		18 MAIN ST				
	NR	LAND	E	160	TAX RECOVERY EXEMPT	Exempt Total: 10,150
					100% Alberta School Foundation Fund	
4975000	1634BC 3 3	SE-10-27-22-4 4,163 Sq. Feet				I Individual
		14 MAIN ST				
	R	LAND	T	104	RESIDENTIAL VACANT LAND	Taxable Total: 6,600
					100% Alberta School Foundation Fund	
4976000	1634BC 3 4-8	SE-10-27-22-4 0.48 Acres				I Individual
		10 MAIN ST				
	R	LAND & IMPROVEMENTS	T	103	RESIDENTIAL LAND & IMPROVEMENTS	Taxable Total: 22,100



2019 Assessment Roll (Valuation Date 1-July, 2019) 2020 Taxation Year, Wheatland County

Assessment Year: 2019
Tax Year: 2020

Roll	Legal Address					Total
	100% Alberta School Foundation Fund					
4981000	1634BC 3 9 SE-10-27-22-4 4,163 Sq. Feet 6 MAIN ST				I Individual	
	R LAND	T 104	RESIDENTIAL VACANT LAND	Taxable Total:		6,600
			100% Alberta School Foundation Fund			
4990000	1210523 3 26 SE-10-27-22-4 1.24 Acres 5 1 ST W				I Individual	
	R LAND & IMPROVEMENTS	T 103	RESIDENTIAL LAND & IMPROVEMENTS	Taxable Total:		136,500
			100% Alberta School Foundation Fund			
4992000	1634BC 3 20-23 SE-10-27-22-4 0.57 Acres 9 1 ST W				I Individual	
	R LAND & IMPROVEMENTS	T 103	RESIDENTIAL LAND & IMPROVEMENTS	Taxable Total:		45,400
			100% Alberta School Foundation Fund			
4995000	1634BC 3 24,25 SE-10-27-22-4 6,250 Sq. Feet 13 1 ST W				I Individual	
	R LAND & IMPROVEMENTS	T 103	RESIDENTIAL LAND & IMPROVEMENTS	Taxable Total:		104,100
			100% Alberta School Foundation Fund			
5001000	8643CP 4 1-6 SE-10-27-22-4 1.13 Acres 6 1 ST W				I Individual	
	R LAND & IMPROVEMENTS	T 103	RESIDENTIAL LAND & IMPROVEMENTS			168,400
	R	E 903	FARM BUILDING EXEMPT			2,480
			100% Alberta School Foundation Fund	Totals:		170,880
5002000	8643CP 4 7&8 SE-10-27-22-4 12,500 Sq. Feet 2 1 ST W			Lots 7 & 8 tied by building		
	R LAND & IMPROVEMENTS	T 103	RESIDENTIAL LAND & IMPROVEMENTS	I Individual		
			100% Alberta School Foundation Fund	Taxable Total:		133,200
			100% Alberta School Foundation Fund			
5003000	8643CP 4 9-16 SE-10-27-22-4 1.08 Acres				I Individual	
	R LAND	T 104	RESIDENTIAL VACANT LAND	Taxable Total:		30,600
			100% Alberta School Foundation Fund			
5011000	1634BC 1 A SE-10-27-22-4 2.00 Acres 1 1 ST E				I Individual	
	R LAND & IMPROVEMENTS	T 103	RESIDENTIAL LAND & IMPROVEMENTS	Taxable Total:		386,500
			100% Alberta School Foundation Fund			



2019 Assessment Roll (Valuation Date 1-July, 2019) 2020 Taxation Year, Wheatland County

Assessment Year: 2019
Tax Year: 2020

Roll	Legal Address	Total
5012000	SE-10-27-22-4 1.10 Acres 105 1 AVE I Individual	
	R LAND & IMPROVEMENTS T 103 RESIDENTIAL LAND & IMPROVEMENTS 100% Alberta School Foundation Fund Taxable Total:	362,100
5013000	SE-10-27-22-4 5.51 Acres 102 1 AVE South of R/R & N of 1st Ave I Individual	
	F LAND & IMPROVEMENTS T 1 FARMLAND	270
	R T 103 RESIDENTIAL LAND & IMPROVEMENTS	209,930
	Taxable Total:	210,200
	R E 901 RURAL RESIDENCE EXEMPTION (RAP) 100% The Golden Hills Reg. Div. 15	270
	Totals:	210,470
5021000	NE-1-28-22-4 152.63 Acres C Corporation	
	F LAND T 1 FARMLAND 100% Alberta School Foundation Fund Taxable Total:	21,420
5022000	NW-1-28-22-4 160.00 Acres I Individual	
	F LAND T 1 FARMLAND 100% Alberta School Foundation Fund Taxable Total:	19,910
5023000	SE-1-28-22-4 153.25 Acres I Individual	
	F LAND T 1 FARMLAND 100% Alberta School Foundation Fund Taxable Total:	11,600
5025000	SE-1-28-22-4 4.72 Acres Easterly Center Portion I Individual	
	F LAND T 1 FARMLAND 100% Alberta School Foundation Fund Taxable Total:	400
5026000	SW-1-28-22-4 160.00 Acres I Individual	
	F LAND T 1 FARMLAND 100% Alberta School Foundation Fund Taxable Total:	7,440
5027000	NE-2-28-22-4 160.00 Acres I Individual	
	F LAND T 1 FARMLAND 100% Alberta School Foundation Fund Taxable Total:	28,540
	100% Alberta School Foundation Fund	



2019 Assessment Roll (Valuation Date 1-July, 2019) 2020 Taxation Year, Wheatland County

Assessment Year: 2019
Tax Year: 2020

Roll	Legal Address				Total
5028000	NW-2-28-22-4	160.00 Acres		I Individual	
	F LAND		T 1 FARMLAND	Taxable Total:	33,430
			100% Alberta School Foundation Fund		
5029000	SE-2-28-22-4	160.00 Acres		I Individual	
	F LAND		T 1 FARMLAND	Taxable Total:	16,360
			100% Alberta School Foundation Fund		
5030000	SW-2-28-22-4	160.00 Acres		I Individual	
	F LAND		T 1 FARMLAND	Taxable Total:	34,960
			100% Alberta School Foundation Fund		
5031000	NE-3-28-22-4	160.00 Acres		I Individual	
	F LAND		T 1 FARMLAND	Taxable Total:	19,310
			100% Alberta School Foundation Fund		
5032000	NW-3-28-22-4	160.00 Acres		I Individual	
	F LAND		T 1 FARMLAND	Taxable Total:	36,940
			100% Alberta School Foundation Fund		
5033000	SE-3-28-22-4	160.00 Acres		I Individual	
	F LAND		T 1 FARMLAND	Taxable Total:	24,490
			100% Alberta School Foundation Fund		
5034000	SW-3-28-22-4	160.00 Acres		I Individual	
	F LAND		T 1 FARMLAND	Taxable Total:	29,140
			100% Alberta School Foundation Fund		
5035000	NE-4-28-22-4	160.00 Acres		I Individual	
	F LAND		T 1 FARMLAND	Taxable Total:	39,480
			100% Alberta School Foundation Fund		
5036000	NW-4-28-22-4	160.00 Acres		I Individual	
	F LAND		T 1 FARMLAND	Taxable Total:	38,370



2019 Assessment Roll (Valuation Date 1-July, 2019) 2020 Taxation Year, Wheatland County

Assessment Year: 2019
Tax Year: 2020

Roll	Legal Address						Total	
	100% Alberta School Foundation Fund							
5037000	SE-4-28-22-4	160.00 Acres						
			I Individual					
	F	LAND	T	1	FARMLAND	Taxable Total:	37,510	
	100% Alberta School Foundation Fund							
5038000	SW-4-28-22-4	160.00 Acres						
			I Individual					
	F	LAND	T	1	FARMLAND	Taxable Total:	38,440	
	100% Alberta School Foundation Fund							
5039000	NE-5-28-22-4	160.00 Acres						
			I Individual					
	F	LAND	T	1	FARMLAND	Taxable Total:	35,500	
	100% Alberta School Foundation Fund							
5040000	NW-5-28-22-4	160.00 Acres						
			I Individual					
	F	LAND	T	1	FARMLAND	Taxable Total:	29,300	
	100% Alberta School Foundation Fund							
5041000	SE-5-28-22-4	160.00 Acres						
			I Individual					
	F	LAND	T	1	FARMLAND	Taxable Total:	39,070	
	100% Alberta School Foundation Fund							
5042000	SW-5-28-22-4	160.00 Acres						
			I Individual					
	F	LAND	T	1	FARMLAND	Taxable Total:	26,900	
	100% Alberta School Foundation Fund							
5043000	NE-6-28-22-4	160.00 Acres						
	280080 RGE RD 225		I Individual					
	F	LAND & IMPROVEMENTS	T	1	FARMLAND		35,090	
	R		T	103	RESIDENTIAL LAND & IMPROVEMENTS		358,160	
			Taxable Total:				393,250	
	R		E	901	RURAL RESIDENCE EXEMPTION (RAP)		61,540	
	100% Alberta School Foundation Fund						Totals:	454,790
5044000	NW-6-28-22-4	160.00 Acres						
			I Individual					
	F	LAND	T	1	FARMLAND	Taxable Total:	37,320	



2019 Assessment Roll (Valuation Date 1-July, 2019) 2020 Taxation Year, Wheatland County

Assessment Year: 2019
Tax Year: 2020

Roll	Legal Address						Total
100% The Golden Hills Reg. Div. 15							
5045000	SE-6-28-22-4	158.54 Acres					
			I Individual				
	F	LAND	T	1	FARMLAND	Taxable Total:	37,190
100% Alberta School Foundation Fund							
5046000	SW-6-28-22-4	160.00 Acres					
			I Individual				
	F	LAND	T	1	FARMLAND	Taxable Total:	32,800
100% The Golden Hills Reg. Div. 15							
5047000	NE-7-28-22-4	156.48 Acres					
			I Individual				
	F	LAND	T	1	FARMLAND	Taxable Total:	38,180
100% Alberta School Foundation Fund							
5049000	NW-7-28-22-4	155.91 Acres					
			I Individual				
	F	LAND	T	1	FARMLAND	Taxable Total:	31,070
100% Alberta School Foundation Fund							
5050000	SE-7-28-22-4	160.00 Acres					
			I Individual				
	F	LAND	T	1	FARMLAND	Taxable Total:	33,130
100% Alberta School Foundation Fund							
5051000	SW-7-28-22-4	160.00 Acres					
			I Individual				
	F	LAND	T	1	FARMLAND	Taxable Total:	35,670
100% Alberta School Foundation Fund							
5052000	NE-8-28-22-4	149.42 Acres					
			I Individual				
	F	LAND	T	1	FARMLAND	Taxable Total:	35,190
100% Alberta School Foundation Fund							
5053000	NW-8-28-22-4	155.19 Acres					
	224063 HWY 9		I Individual				
	F	LAND & IMPROVEMENTS	T	1	FARMLAND		27,320
	R		T	103	RESIDENTIAL LAND & IMPROVEMENTS		267,560
			Taxable Total:				294,880
	R		E	901	RURAL RESIDENCE EXEMPTION (RAP)		61,540
			Totals:				356,420



2019 Assessment Roll (Valuation Date 1-July, 2019) 2020 Taxation Year, Wheatland County

Assessment Year: 2019
Tax Year: 2020

Roll	Legal Address	100% Alberta School Foundation Fund	Total
5054000	SE-8-28-22-4 160.00 Acres	I Individual	
	F LAND	T 1 FARMLAND	
		100% Alberta School Foundation Fund	Taxable Total: 33,200
5055000	SW-8-28-22-4 160.00 Acres	I Individual	
	F LAND	T 1 FARMLAND	
		100% Alberta School Foundation Fund	Taxable Total: 28,900
5056000	NE-9-28-22-4 160.00 Acres	C Corporation	
	F LAND	T 1 FARMLAND	
		100% Alberta School Foundation Fund	Taxable Total: 21,390
5057000	1110832 1 1 NW-9-28-22-4 159.63 Acres 223067 HWY 9	I Individual	
	F LAND & IMPROVEMENTS	T 1 FARMLAND	26,650
	R	T 103 RESIDENTIAL LAND & IMPROVEMENTS	237,300
			Taxable Total: 263,950
	R	E 901 RURAL RESIDENCE EXEMPTION (RAP)	61,540
	R	E 903 FARM BUILDING EXEMPT	10,950
		100% Alberta School Foundation Fund	Exempt Total: 72,490
			Totals: 336,440
5058000	SE-9-28-22-4 160.00 Acres	I Individual	
	F LAND	T 1 FARMLAND	
		100% Alberta School Foundation Fund	Taxable Total: 32,370
5059000	SW-9-28-22-4 160.00 Acres	I Individual	
	F LAND	T 1 FARMLAND	
		100% Alberta School Foundation Fund	Taxable Total: 33,660
5060000	NE-10-28-22-4 150.49 Acres	C Corporation	
	F LAND	T 1 FARMLAND	
		100% Alberta School Foundation Fund	Taxable Total: 25,130
5060010	0715042 1 1 NE-10-28-22-4 9.51 Acres 222035 TWP RD 282	EAST 68m OF NORTH WEST CORNER I Individual	
	F LAND & IMPROVEMENTS	T 1 FARMLAND	1,060



2019 Assessment Roll (Valuation Date 1-July, 2019) 2020 Taxation Year, Wheatland County

Assessment Year: 2019
Tax Year: 2020

Roll	Legal Address					Total
	R		T	103	RESIDENTIAL LAND & IMPROVEMENTS	148,300
					Taxable Total:	149,360
	R		E	903	FARM BUILDING EXEMPT	80,300
				100%	Alberta School Foundation Fund	Totals: 229,660
5061000	NW-10-28-22-4	150.44 Acres			C Corporation	
	F	LAND	T	1	FARMLAND	Taxable Total: 30,390
				100%	Alberta School Foundation Fund	
5061010	9912106 1 NW-10-28-22-4 9.56 Acres 222043 TWP RD 282				NORTHEAST CORNER I Individual	
	F	LAND & IMPROVEMENTS	T	1	FARMLAND	570
	R		T	103	RESIDENTIAL LAND & IMPROVEMENTS	445,980
					Taxable Total:	446,550
	R		E	901	RURAL RESIDENCE EXEMPTION (RAP)	23,020
				100%	Alberta School Foundation Fund	Totals: 469,570
5062000	SE-10-28-22-4	160.00 Acres			C Corporation	
	F	LAND	T	1	FARMLAND	Taxable Total: 26,930
				100%	Alberta School Foundation Fund	
5063000	SW-10-28-22-4	160.00 Acres			C Corporation	
	F	LAND	T	1	FARMLAND	Taxable Total: 36,870
				100%	Alberta School Foundation Fund	
5064000	NE-11-28-22-4	154.70 Acres			I Individual	
	F	LAND	T	1	FARMLAND	Taxable Total: 29,910
				100%	Alberta School Foundation Fund	
5065000	NW-11-28-22-4 136.63 Acres 221053A HWY 9				I Individual	
	F	LAND & IMPROVEMENTS	T	1	FARMLAND	24,550
	R		T	103	RESIDENTIAL LAND & IMPROVEMENTS	157,250
					Taxable Total:	181,800
	R		E	901	RURAL RESIDENCE EXEMPTION (RAP)	24,550
				100%	Alberta School Foundation Fund	Totals: 206,350
5066000	NW-11-28-22-4 18.82 Acres 221053B HWY 9				I Individual	



2019 Assessment Roll (Valuation Date 1-July, 2019) 2020 Taxation Year, Wheatland County

Assessment Year: 2019
Tax Year: 2020

Roll	Legal Address					Total
5067000	F	LAND & IMPROVEMENTS	T	1	FARMLAND	1,150
	R		T	103	RESIDENTIAL LAND & IMPROVEMENTS	248,240
	Taxable Total:					249,390
	R		E	901	RURAL RESIDENCE EXEMPTION (RAP)	1,150
	R		E	903	FARM BUILDING EXEMPT	43,810
100% Alberta School Foundation Fund					Exempt Total:	44,960
					Totals:	294,350
5067000	SE-11-28-22-4	160.00 Acres				
					I Individual	
5068000	F	LAND	T	1	FARMLAND	22,580
	100% Alberta School Foundation Fund					Taxable Total:
5068000	SW-11-28-22-4	160.00 Acres				
					I Individual	
5069000	F	LAND	T	1	FARMLAND	27,210
	100% Alberta School Foundation Fund					Taxable Total:
5069000	NE-12-28-22-4	150.40 Acres				
281053 HWY 840					I Individual	
5070000	F	LAND & IMPROVEMENTS	T	1	FARMLAND	24,460
	R		T	103	RESIDENTIAL LAND & IMPROVEMENTS	380,440
	Taxable Total:					404,900
	R		E	901	RURAL RESIDENCE EXEMPTION (RAP)	24,460
	100% Alberta School Foundation Fund					Totals:
						429,360
5070000	NW-12-28-22-4	152.96 Acres				
281060 HWY 840					Hi-Standard Spraying	
					I Individual	
5071000	F	LAND & IMPROVEMENTS	T	1	FARMLAND	24,970
	R		T	103	RESIDENTIAL LAND & IMPROVEMENTS	374,950
	NR		T	105	NON-RESEIDENTIAL LAND & IMPROVEMENTS	50,910
	Taxable Total:					450,830
	R		E	901	RURAL RESIDENCE EXEMPTION (RAP)	41,050
5071000	R		E	903	FARM BUILDING EXEMPT	47,540
	100% Alberta School Foundation Fund					Exempt Total:
						88,590
					Totals:	539,420
5071000	SE-12-28-22-4	154.24 Acres				
					C Corporation	
5071000	F	LAND	T	1	FARMLAND	15,690
	100% Alberta School Foundation Fund					Taxable Total:



2019 Assessment Roll (Valuation Date 1-July, 2019) 2020 Taxation Year, Wheatland County

Assessment Year: 2019
Tax Year: 2020

Roll	Legal Address	Total
5072000	SW-12-28-22-4 159.44 Acres	
	I Individual	
	F LAND T 1 FARMLAND 100% Alberta School Foundation Fund	Taxable Total: 16,080
5073000	NE-13-22-23-4 154.64 Acres	
	NORTHEAST OF STATION GROUNDS	
	I Individual	
	F LAND T 1 FARMLAND 100% Alberta School Foundation Fund	Taxable Total: 32,360
5074000	NW-13-22-23-4 147.52 Acres	
	NORTH & EAST OF RAILWAY	
	I Individual	
	F LAND T 1 FARMLAND 100% Alberta School Foundation Fund	Taxable Total: 28,840
5074010	RY11 RLY 22 NW-13-22-23-4 5.41 Acres	
	ABONDONED RLY:RGE 23 TWP 22	
	M Municipal	
	NR LAND E 155 WHEATLAND COUNTY EXEMPT 100% Alberta School Foundation Fund	Exempt Total: 5,770
5074020	NW-13-22-23-4 3.03 Acres	
	THE NORTHERLY 50 FOOT WIDTH	
	M Municipal	
	NR LAND E 162 OTHER MUNICIPAL EXEMPT 100% Alberta School Foundation Fund	Exempt Total: 3,230
5076000	NE-14-22-23-4 53.12 Acres	
	222062 RGE RD 231	
	I Individual	
	F LAND & IMPROVEMENTS T 1 FARMLAND	6,670
	R T 103 RESIDENTIAL LAND & IMPROVEMENTS 100% Alberta School Foundation Fund	169,700
		Taxable Total: 176,370
5078000	NE-21-22-23-4 115.45 Acres	
	NORTHEAST OF RAILWAY	
	I Individual	
	F LAND T 1 FARMLAND 100% Alberta School Foundation Fund	Taxable Total: 18,760
5079000	NW-21-22-23-4 3.70 Acres	
	NORTHEAST OF RAILWAY	
	I Individual	
	F LAND T 1 FARMLAND 100% Alberta School Foundation Fund	Taxable Total: 300
5080000	SE-21-22-23-4 4.00 Acres	
	NE OF RAILWAY	
	I Individual	



2019 Assessment Roll (Valuation Date 1-July, 2019) 2020 Taxation Year, Wheatland County

Assessment Year: 2019
Tax Year: 2020

Roll	Legal Address						Total
	F	LAND		T	1	FARMLAND	
						100% Alberta School Foundation Fund	Taxable Total: 270
5082000	NE-22-22-23-4	160.00 Acres					C Corporation
	F	LAND		T	1	FARMLAND	
						100% Alberta School Foundation Fund	Taxable Total: 35,650
5083000	NW-22-22-23-4	156.10 Acres					I Individual
	F	LAND		T	1	FARMLAND	
						100% Alberta School Foundation Fund	Taxable Total: 30,860
5084000	SE-22-22-23-4	96.00 Acres					C Corporation
	F	LAND		T	1	FARMLAND	
						100% Alberta School Foundation Fund	Taxable Total: 18,520
5086000	SW-22-22-23-4	49.01 Acres					I Individual
	F	LAND		T	1	FARMLAND	
						100% Alberta School Foundation Fund	Taxable Total: 7,640
5088000	NE-23-22-23-4	160.00 Acres					I Individual
	F	LAND		T	1	FARMLAND	
						100% Alberta School Foundation Fund	Taxable Total: 13,250
5089000	NW-23-22-23-4	160.00 Acres					I Individual
	F	LAND		T	1	FARMLAND	
						100% Alberta School Foundation Fund	Taxable Total: 32,370
5090000	SE-23-22-23-4	159.18 Acres					I Individual
	F	LAND		T	1	FARMLAND	
						100% Alberta School Foundation Fund	Taxable Total: 12,330
5091000	0915526 1 1 SW-23-22-23-4	142.15 Acres					I Individual
	F	LAND		T	1	FARMLAND	
						100% Alberta School Foundation Fund	Taxable Total: 21,900



2019 Assessment Roll (Valuation Date 1-July, 2019) 2020 Taxation Year, Wheatland County

Assessment Year: 2019
Tax Year: 2020

Roll	Legal Address	Total
5093000	NE-24-22-23-4 142.88 Acres 223058 HWY 547	I Individual
	F LAND & IMPROVEMENTS T 1 FARMLAND	24,310
	R T 103 RESIDENTIAL LAND & IMPROVEMENTS	280,390
		Taxable Total: 304,700
	R E 901 RURAL RESIDENCE EXEMPTION (RAP) 100% Alberta School Foundation Fund	24,310
		Totals: 329,010
5093010	9510938 1 NE-24-22-23-4 2.99 Acres 230033 TWP RD 224	NORTHWEST CORNER I Individual
	R LAND & IMPROVEMENTS T 103 RESIDENTIAL LAND & IMPROVEMENTS 100% Alberta School Foundation Fund	Taxable Total: 375,800
5094000	NE-24-22-23-4 3.00 Acres	NORTHEAST CORNER P Provincial
	NR LAND E 154 OTHER PROV. IMP EXEMPT 100% Alberta School Foundation Fund	Exempt Total: 74,000
5096000	NW-24-22-23-4 157.40 Acres	I Individual
	F LAND T 1 FARMLAND 100% Alberta School Foundation Fund	Taxable Total: 32,920
5097000	SE-24-22-23-4 136.67 Acres	C Corporation
	F LAND T 1 FARMLAND 100% Alberta School Foundation Fund	Taxable Total: 29,450
5097010	8910567 1 1 SE-24-22-23-4 9.69 Acres 223002 HWY 547	SOUTHEAST CORNER I Individual
	F LAND & IMPROVEMENTS T 1 FARMLAND	980
	R T 103 RESIDENTIAL LAND & IMPROVEMENTS	187,620
		Taxable Total: 188,600
	R E 901 RURAL RESIDENCE EXEMPTION (RAP) 100% Alberta School Foundation Fund	980
		Totals: 189,580
5098000	4867JK SE-24-22-23-4 5.74 Acres 223034 HWY 547	HIGHWAY MAINTENCE YARD NORTHEAST CORNER C Corporation
	NR LAND & IMPROVEMENTS T 105 NON-RESEIDENTIAL LAND & IMPROVEMENTS 100% Alberta School Foundation Fund	Taxable Total: 1,557,920
5099000	SW-24-22-23-4 102.08 Acres	C Corporation



2019 Assessment Roll (Valuation Date 1-July, 2019) 2020 Taxation Year, Wheatland County

Assessment Year: 2019
Tax Year: 2020

Roll	Legal Address					Total
	F LAND	T 1 FARMLAND		Taxable Total:		22,340
		100% Alberta School Foundation Fund				
5100000	70JK OT SW-24-22-23-4 50.90 Acres			SW PORTION Gleichen Raw Water Reservoir & Aerator M Municipal		
	NR LAND & IMPROVEMENTS	E 155 WHEATLAND COUNTY EXEMPT		Exempt Total:		219,120
		100% Alberta School Foundation Fund				
5101000	SW-24-22-23-4 6.52 Acres			SOUTHWEST CORNER M Municipal		
	NR LAND	E 155 WHEATLAND COUNTY EXEMPT		Exempt Total:		92,610
		100% Alberta School Foundation Fund				
5102000	NE-25-22-23-4 159.72 Acres 224048 RGE RD 230			I Individual		
	F LAND & IMPROVEMENTS	T 1 FARMLAND				26,810
	R	T 103 RESIDENTIAL LAND & IMPROVEMENTS				229,830
				Taxable Total:		256,640
	R	E 901 RURAL RESIDENCE EXEMPTION (RAP)				30,770
		100% Alberta School Foundation Fund		Totals:		287,410
5103000	NW-25-22-23-4 140.60 Acres			I Individual		
	F LAND	T 1 FARMLAND		Taxable Total:		17,560
		100% Alberta School Foundation Fund				
5104010	SE-25-22-23-4 133.89 Acres 224036 RGE RD 230			I Individual		
	F LAND & IMPROVEMENTS	T 1 FARMLAND				10,280
	R	T 103 RESIDENTIAL LAND & IMPROVEMENTS				290,660
				Taxable Total:		300,940
	R	E 901 RURAL RESIDENCE EXEMPTION (RAP)				61,540
	R	E 903 FARM BUILDING EXEMPT				13,110
		100% Alberta School Foundation Fund		Exempt Total:		74,650
				Totals:		375,590
5104020	SE-25-22-23-4 5.58 Acres			SE CORNER C Corporation		
	F LAND	T 1 FARMLAND		Taxable Total:		460
		100% Alberta School Foundation Fund				
5105000	SW-25-22-23-4 157.42 Acres			I Individual		



2019 Assessment Roll (Valuation Date 1-July, 2019) 2020 Taxation Year, Wheatland County

Assessment Year: 2019
Tax Year: 2020

Roll	Legal Address					Total
	F	LAND	T	1	FARMLAND	Taxable Total: 20,190
					100% Alberta School Foundation Fund	
5106000	NE-26-22-23-4	157.00 Acres				I Individual
	F	LAND	T	1	FARMLAND	Taxable Total: 18,170
					100% Alberta School Foundation Fund	
5106010	1210951 1 1 NE-26-22-23-4 3.00 Acres					SOUTHWEST CORNER OF LSD 16
		224068 RGE RD 231				I Individual
	R	LAND & IMPROVEMENTS	T	103	RESIDENTIAL LAND & IMPROVEMENTS	353,230
	R		E	901	RURAL RESIDENCE EXEMPTION (RAP)	18,170
					100% Alberta School Foundation Fund	Totals: 371,400
5107000	NW-26-22-23-4	160.00 Acres				I Individual
	F	LAND	T	1	FARMLAND	Taxable Total: 24,620
					100% Alberta School Foundation Fund	
5108000	SE-26-22-23-4	160.00 Acres				I Individual
		231032 TWP RD 224				
	F	LAND & IMPROVEMENTS	T	1	FARMLAND	19,160
	R		T	103	RESIDENTIAL LAND & IMPROVEMENTS	360,140
						Taxable Total: 379,300
	R		E	901	RURAL RESIDENCE EXEMPTION (RAP)	19,160
					100% Alberta School Foundation Fund	Totals: 398,460
5109000	SW-26-22-23-4	159.00 Acres				I Individual
	F	LAND	T	1	FARMLAND	Taxable Total: 31,140
					100% Alberta School Foundation Fund	
5110000	NE-27-22-23-4	160.00 Acres				C Corporation
	F	LAND	T	1	FARMLAND	Taxable Total: 33,610
					100% Alberta School Foundation Fund	
5111000	NW-27-22-23-4	160.00 Acres				I Individual
	F	LAND	T	1	FARMLAND	Taxable Total: 38,810
					100% Alberta School Foundation Fund	
5112000	SE-27-22-23-4	159.00 Acres				C Corporation



2019 Assessment Roll (Valuation Date 1-July, 2019) 2020 Taxation Year, Wheatland County

Assessment Year: 2019
Tax Year: 2020

Roll	Legal Address					Total
	F	LAND	T	1	FARMLAND	Taxable Total: 37,730
5113000	SW-27-22-23-4	147.52 Acres			100% Alberta School Foundation Fund	
					I Individual	
	F	LAND	T	1	FARMLAND	Taxable Total: 33,430
5113010	SW-27-22-23-4	11.99 Acres			100% Alberta School Foundation Fund	
		232074 TWP RD 224			SW corner	
					I Individual	
	F	LAND & IMPROVEMENTS	T	1	FARMLAND	2,380
	R		T	103	RESIDENTIAL LAND & IMPROVEMENTS	471,420
					Taxable Total:	473,800
	R		E	901	RURAL RESIDENCE EXEMPTION (RAP)	2,380
					100% Alberta School Foundation Fund	
					Totals:	476,180
5114000	NE-28-22-23-4	160.00 Acres				
					C Corporation	
	F	LAND	T	1	FARMLAND	Taxable Total: 38,910
5115000	NW-28-22-23-4	149.56 Acres			100% Alberta School Foundation Fund	
					C Corporation	
	F	LAND	T	1	FARMLAND	Taxable Total: 34,940
5115001	9310958 1 NW-28-22-23-4	8.50 Acres			100% Alberta School Foundation Fund	
		233060 TWP RD 224A			CENTRAL SOUTH PORTION	
					I Individual	
	F	LAND & IMPROVEMENTS	T	1	FARMLAND	980
	R		T	103	RESIDENTIAL LAND & IMPROVEMENTS	282,220
					Taxable Total:	283,200
	R		E	901	RURAL RESIDENCE EXEMPTION (RAP)	980
					100% Alberta School Foundation Fund	
					Totals:	284,180
5115020	NW-28-22-23-4	0.61 Acres				
		233080 TWP RD 224A			SOUTHWEST CORNER, NORTH OF RLWY	
					I Individual	
	R	LAND & IMPROVEMENTS	T	103	RESIDENTIAL LAND & IMPROVEMENTS	Taxable Total: 111,900
					100% Alberta School Foundation Fund	
5116000	SE-28-22-23-4	144.59 Acres				
					I Individual	
	F	LAND	T	1	FARMLAND	Taxable Total: 34,190
					100% Alberta School Foundation Fund	



2019 Assessment Roll (Valuation Date 1-July, 2019) 2020 Taxation Year, Wheatland County

Assessment Year: 2019
Tax Year: 2020

Roll	Legal Address	Total
5116010	9010003 1 SE-28-22-23-4 11.40 Acres 224004 RGE RD 233	SOUTHEAST CORNER I Individual
	F LAND & IMPROVEMENTS	1,290
	R	298,610
	T 1 FARMLAND	
	T 103 RESIDENTIAL LAND & IMPROVEMENTS	299,900
		Taxable Total:
	R	1,290
	E 901 RURAL RESIDENCE EXEMPTION (RAP)	12,100
	E 903 FARM BUILDING EXEMPT	13,390
	100% Alberta School Foundation Fund	313,290
		Exempt Total:
		Totals:
5117000	SW-28-22-23-4 68.94 Acres	NORTHEAST OF RAILWAY C Corporation
	F LAND	
	T 1 FARMLAND	Taxable Total: 13,210
	100% Alberta School Foundation Fund	
5118000	9310582 2 SW-28-22-23-4 0.79 Acres 233073 TWP RD 224A	NE CORNER, NE OF RAILWAY I Individual
	R LAND & IMPROVEMENTS	
	T 103 RESIDENTIAL LAND & IMPROVEMENTS	Taxable Total: 209,400
	100% Alberta School Foundation Fund	
5119000	SW-28-22-23-4 7.53 Acres	M Municipal
	NR LAND	
	E 155 WHEATLAND COUNTY EXEMPT	Exempt Total: 8,030
	100% Alberta School Foundation Fund	
5120010	RY11 RLY 22 SW-28-22-23-4 14.70 Acres	M Municipal
	NR LAND	
	E 155 WHEATLAND COUNTY EXEMPT	Exempt Total: 15,680
	100% Alberta School Foundation Fund	
5120020	W -28-22-23-4 0.30 Acres	Ptn. of orig. Rd. Allowance M Municipal
	NR LAND	
	E 155 WHEATLAND COUNTY EXEMPT	Exempt Total: 320
	100% Alberta School Foundation Fund	
5121000	1210886 1 1 E -29-22-23-4 83.69 Acres	NORTHEAST PORTION C Corporation
	F LAND	
	T 1 FARMLAND	Taxable Total: 15,970
	100% Alberta School Foundation Fund	
5122020	NE-29-22-23-4 0.28 Acres	Ptn. of Orig. Rd Allowance M Municipal
	NR LAND	
	E 155 WHEATLAND COUNTY EXEMPT	Exempt Total: 22,500



2019 Assessment Roll (Valuation Date 1-July, 2019) 2020 Taxation Year, Wheatland County

Assessment Year: 2019
Tax Year: 2020

Roll	Legal Address					Total
100% Alberta School Foundation Fund						
5123000	0915311 1 1 N -31-22-23-4 66.07 Acres					
		C Corporation				
	F LAND	T 1 FARMLAND	Taxable Total:		8,540	
100% Alberta School Foundation Fund						
5125000	NE-32-22-23-4 156.63 Acres					
	225042 RGE RD 234	C Corporation				
	F LAND & IMPROVEMENTS	T 1 FARMLAND			35,350	
	R	T 103 RESIDENTIAL LAND & IMPROVEMENTS			286,560	
		Taxable Total:		321,910		
	R	E 901 RURAL RESIDENCE EXEMPTION (RAP)			61,540	
100% Alberta School Foundation Fund						
				Totals:	383,450	
5126000	NW-32-22-23-4 158.00 Acres					
		C Corporation				
	F LAND	T 1 FARMLAND	Taxable Total:		30,770	
100% Alberta School Foundation Fund						
5128000	SE-32-22-23-4 158.30 Acres					
		C Corporation				
	F LAND	T 1 FARMLAND	Taxable Total:		36,510	
100% Alberta School Foundation Fund						
5129000	SW-32-22-23-4 70.81 Acres					
		C Corporation				
	F LAND	T 1 FARMLAND	Taxable Total:		12,490	
100% Alberta School Foundation Fund						
5131000	NE-33-22-23-4 157.20 Acres					
		I Individual				
	F LAND	T 1 FARMLAND	Taxable Total:		26,060	
100% Alberta School Foundation Fund						
5132000	NW-33-22-23-4 157.40 Acres					
		C Corporation				
	F LAND	T 1 FARMLAND	Taxable Total:		35,630	
100% Alberta School Foundation Fund						
5133000	SE-33-22-23-4 120.00 Acres	LSD 1,2&3				
		C Corporation				
	F LAND	T 1 FARMLAND	Taxable Total:		26,110	



2019 Assessment Roll (Valuation Date 1-July, 2019) 2020 Taxation Year, Wheatland County

Assessment Year: 2019
Tax Year: 2020

Roll	Legal Address						Total
	100% Alberta School Foundation Fund						
5133010	SE-33-22-23-4	40.00 Acres					LSD 7 C Corporation
	F	LAND	T	1	FARMLAND	Taxable Total:	9,050
100% Alberta School Foundation Fund							
5134000	SW-33-22-23-4	160.00 Acres					C Corporation
	F	LAND	T	1	FARMLAND	Taxable Total:	39,430
100% Alberta School Foundation Fund							
5135000	NE-34-22-23-4	151.21 Acres					I Individual
	F	LAND	T	1	FARMLAND	Taxable Total:	29,240
100% Alberta School Foundation Fund							
5135010	0711560 RW 22	NE-34-22-23-4 5.91 Acres					I Individual
	NR	LAND	E	167	WESTERN IRRIGATION DIST EXEMPT	Exempt Total:	6,300
100% Alberta School Foundation Fund							
5136000	NW-34-22-23-4	157.10 Acres					I Individual
	225053 RGE RD 233						
	F	LAND & IMPROVEMENTS	T	1	FARMLAND		21,120
	R		T	103	RESIDENTIAL LAND & IMPROVEMENTS		283,870
							Taxable Total:
	R		E	901	RURAL RESIDENCE EXEMPTION (RAP)		21,120
	R		E	903	FARM BUILDING EXEMPT		5,010
			100% Alberta School Foundation Fund				Exempt Total:
							Totals:
5136010	0711560 RW 22	NW-34-22-23-4 0.64 Acres					I Individual
	NR	LAND	E	167	WESTERN IRRIGATION DIST EXEMPT	Exempt Total:	680
100% Alberta School Foundation Fund							
5137000	SE-34-22-23-4	160.00 Acres					I Individual
	F	LAND	T	1	FARMLAND	Taxable Total:	27,440
100% Alberta School Foundation Fund							
5138000	SW-34-22-23-4	160.00 Acres					I Individual



2019 Assessment Roll (Valuation Date 1-July, 2019) 2020 Taxation Year, Wheatland County

Assessment Year: 2019
Tax Year: 2020

Roll	Legal Address					Total
	F	LAND	T	1	FARMLAND	Taxable Total: 26,850
					100% Alberta School Foundation Fund	
5139000	NE-35-22-23-4	153.98 Acres				
	225064 RGE RD 231					C Corporation
	F	LAND & IMPROVEMENTS	T	1	FARMLAND	35,670
	R		T	103	RESIDENTIAL LAND & IMPROVEMENTS	560,690
						Taxable Total: 596,360
	R		E	901	RURAL RESIDENCE EXEMPTION (RAP)	92,310
					100% Alberta School Foundation Fund	Totals: 688,670
5140000	NW-35-22-23-4	157.08 Acres				
						I Individual
	F	LAND	T	1	FARMLAND	Taxable Total: 34,720
					100% Alberta School Foundation Fund	
5141000	SE-35-22-23-4	153.78 Acres				
						C Corporation
	F	LAND	T	1	FARMLAND	Taxable Total: 33,480
					100% Alberta School Foundation Fund	
5142000	SW-35-22-23-4	160.00 Acres				
						C Corporation
	F	LAND	T	1	FARMLAND	Taxable Total: 29,150
					100% Alberta School Foundation Fund	
5143000	NE-36-22-23-4	150.27 Acres				
	225066 RGE RD 230					I Individual
	F	LAND & IMPROVEMENTS	T	1	FARMLAND	34,230
	R		T	103	RESIDENTIAL LAND & IMPROVEMENTS	274,870
						Taxable Total: 309,100
	R		E	901	RURAL RESIDENCE EXEMPTION (RAP)	34,230
					100% Alberta School Foundation Fund	Totals: 343,330
5143010	NE-36-22-23-4	6.00 Acres				
						SOUTHERN STRIP OF NE 1/4
						P Provincial
	NR	LAND	E	167	WESTERN IRRIGATION DIST EXEMPT	Exempt Total: 6,400
					100% Alberta School Foundation Fund	
5144000	NW-36-22-23-4	139.74 Acres				
	230065 TWP RD 230					I Individual
	F	LAND & IMPROVEMENTS	T	1	FARMLAND	32,230
	R		T	103	RESIDENTIAL LAND & IMPROVEMENTS	156,560



2019 Assessment Roll (Valuation Date 1-July, 2019) 2020 Taxation Year, Wheatland County

Assessment Year: 2019
Tax Year: 2020

Roll	Legal Address					Total
	R			E 901 RURAL RESIDENCE EXEMPTION (RAP)	Taxable Total:	188,790
				100% Alberta School Foundation Fund		61,540
5144010	0913932 RW 22 NW-36-22-23-4	7.73 Acres			Totals:	250,330
					CANAL ROW, LSD 11 & 13	
					P Provincial	
	NR LAND			E 167 WESTERN IRRIGATION DIST EXEMPT	Exempt Total:	99,000
				100% Alberta School Foundation Fund		
5145000	NW-36-22-23-4	0.52 Acres				
					P Provincial	
	NR LAND			E 167 WESTERN IRRIGATION DIST EXEMPT	Exempt Total:	32,260
				100% Alberta School Foundation Fund		
5146000	SE-36-22-23-4	158.46 Acres				
					I Individual	
	F LAND			T 1 FARMLAND	Taxable Total:	35,090
				100% Alberta School Foundation Fund		
5146010	0913932 OT SE-36-22-23-4	1.54 Acres			NW CORNER	
					P Provincial	
	NR LAND			E 167 WESTERN IRRIGATION DIST EXEMPT	Exempt Total:	57,790
				100% Alberta School Foundation Fund		
5147000	SW-36-22-23-4	143.47 Acres				
					I Individual	
	F LAND			T 1 FARMLAND	Taxable Total:	34,190
				100% Alberta School Foundation Fund		
5147010	0913932 OT SW-36-22-23-4	1.06 Acres			NE CORNER	
					P Provincial	
	NR LAND			E 167 WESTERN IRRIGATION DIST EXEMPT	Exempt Total:	26,230
				100% Alberta School Foundation Fund		
5148100	249B 1 1-4 SE-13-22-23-4	12,000 Sq. Feet				
	208 N. RAILWAY ST				I Individual	
	R LAND			T 104 RESIDENTIAL VACANT LAND	Taxable Total:	25,000
				100% Alberta School Foundation Fund		
5148103	249B 1 5-8 SE-13-22-23-4	12,000 Sq. Feet				
	214 N. RAILWAY ST				I Individual	
	R LAND & IMPROVEMENTS			T 103 RESIDENTIAL LAND & IMPROVEMENTS	Taxable Total:	165,800
				100% Alberta School Foundation Fund		



2019 Assessment Roll (Valuation Date 1-July, 2019) 2020 Taxation Year, Wheatland County

Assessment Year: 2019
Tax Year: 2020

Roll	Legal Address	Total
5148105	249B 1 9-12 SE-13-22-23-4 12,000 Sq. Feet 220 N. RAILWAY ST	I Individual
R	LAND & IMPROVEMENTS T 103 RESIDENTIAL LAND & IMPROVEMENTS 100% Alberta School Foundation Fund	Taxable Total: 88,600
5148108	249B 1 13-18 SE-13-22-23-4 18,000 Sq. Feet 228 N. RAILWAY ST	I Individual
R	LAND & IMPROVEMENTS T 103 RESIDENTIAL LAND & IMPROVEMENTS 100% Alberta School Foundation Fund	Taxable Total: 111,200
5148112	249B 1 19,20 SE-13-22-23-4 6,000 Sq. Feet 232 N. RAILWAY ST	GLEICHEN PUMPHOUSE Gleichens Former Pumphouse M Municipal
NR	LAND & IMPROVEMENTS E 155 WHEATLAND COUNTY EXEMPT 100% Alberta School Foundation Fund	Exempt Total: 28,100
5148114	249B 1 21,22 SE-13-22-23-4 6,000 Sq. Feet 241 GLEICHEN ST	I Individual
R	LAND & IMPROVEMENTS T 103 RESIDENTIAL LAND & IMPROVEMENTS 100% Alberta School Foundation Fund	Taxable Total: 48,800
5148116	249B 1 23-25 SE-13-22-23-4 9,000 Sq. Feet 229 GLEICHEN ST	I Individual
R	LAND & IMPROVEMENTS T 103 RESIDENTIAL LAND & IMPROVEMENTS 100% Alberta School Foundation Fund	Taxable Total: 73,400
5148119	249B 1 26,27 SE-13-22-23-4 6,000 Sq. Feet 225 GLEICHEN ST	C Corporation
R	LAND & IMPROVEMENTS T 103 RESIDENTIAL LAND & IMPROVEMENTS 100% Alberta School Foundation Fund	Taxable Total: 89,900
5148122	249B 1 28-31 SE-13-22-23-4 12,000 Sq. Feet 223 GLEICHEN ST	I Individual
R	LAND & IMPROVEMENTS T 103 RESIDENTIAL LAND & IMPROVEMENTS 100% Alberta School Foundation Fund	Taxable Total: 88,900
5148123	249B 1 32-35 SE-13-22-23-4 12,000 Sq. Feet 215 GLEICHEN ST	I Individual
R	LAND & IMPROVEMENTS T 103 RESIDENTIAL LAND & IMPROVEMENTS 100% Alberta School Foundation Fund	Taxable Total: 203,400
5148127	249B 1 36-40 SE-13-22-23-4 15,000 Sq. Feet 207 GLEICHEN ST	I Individual
R	LAND & IMPROVEMENTS T 103 RESIDENTIAL LAND & IMPROVEMENTS	Taxable Total: 112,800



2019 Assessment Roll (Valuation Date 1-July, 2019) 2020 Taxation Year, Wheatland County

Assessment Year: 2019
Tax Year: 2020

Roll	Legal Address						Total
100% Alberta School Foundation Fund							
5148131	249B 2 1,2	SE-13-22-23-4	6,000 Sq. Feet				
	304 N. RAILWAY ST					I Individual	
	R	LAND & IMPROVEMENTS		T 103	RESIDENTIAL LAND & IMPROVEMENTS	Taxable Total:	145,600
100% Alberta School Foundation Fund							
5148132	249B 2 3,4	SE-13-22-23-4	6,000 Sq. Feet				
	308 N. RAILWAY ST					I Individual	
	R	LAND		T 104	RESIDENTIAL VACANT LAND	Taxable Total:	15,000
100% Alberta School Foundation Fund							
5148134	249B 2 5,6	SE-13-22-23-4	6,000 Sq. Feet				
	312 N. RAILWAY ST					I Individual	
	R	LAND & IMPROVEMENTS		T 103	RESIDENTIAL LAND & IMPROVEMENTS	Taxable Total:	75,600
100% Alberta School Foundation Fund							
5148136	249B 2 7,8	SE-13-22-23-4	6,000 Sq. Feet				
	316 N. RAILWAY ST					I Individual	
	R	LAND		T 104	RESIDENTIAL VACANT LAND	Taxable Total:	15,000
100% Alberta School Foundation Fund							
5148138	249B 2 9,10	SE-13-22-23-4	6,000 Sq. Feet				
	320 N. RAILWAY ST					I Individual	
	R	LAND		T 104	RESIDENTIAL VACANT LAND	Taxable Total:	15,000
100% Alberta School Foundation Fund							
5148141	249B 2 11-15,35,	SE-13-22-23-4	24,000 Sq. Feet			11-15,35,36	
	324 N. RAILWAY ST					M Municipal	
	NR	LAND		E 155	WHEATLAND COUNTY EXEMPT	Exempt Total:	31,620
100% Alberta School Foundation Fund							
5148146	249B 2 16-20	SE-13-22-23-4	15,000 Sq. Feet			GLEICHEN COMMUNITY CENTRE PARK	Gleichen Community Centre Parking
	328 N. RAILWAY ST					M Municipal	
	NR	LAND		E 155	WHEATLAND COUNTY EXEMPT	Exempt Total:	24,960
100% Alberta School Foundation Fund							
5148147	249B 2 21-24	SE-13-22-23-4	12,000 Sq. Feet				
	335 GLEICHEN ST					M Municipal	
	NR	LAND		E 155	WHEATLAND COUNTY EXEMPT	Exempt Total:	18,190
100% Alberta School Foundation Fund							
5148151	249B 2 25,26	SE-13-22-23-4	6,000 Sq. Feet				
	331 GLEICHEN ST					I Individual	



2019 Assessment Roll (Valuation Date 1-July, 2019) 2020 Taxation Year, Wheatland County

Assessment Year: 2019
Tax Year: 2020

Roll	Legal Address					Total
	R	LAND & IMPROVEMENTS	T	103	RESIDENTIAL LAND & IMPROVEMENTS 100% Alberta School Foundation Fund	Taxable Total: 104,500
5148153	249B 2 27,28	SE-13-22-23-4 6,000 Sq. Feet 327 GLEICHEN ST				I Individual
	R	LAND	T	104	RESIDENTIAL VACANT LAND 100% Alberta School Foundation Fund	Taxable Total: 15,000
5148155	249B 2 29-30	SE-13-22-23-4 6,000 Sq. Feet 323 GLEICHEN ST				I Individual
	R	LAND & IMPROVEMENTS	T	103	RESIDENTIAL LAND & IMPROVEMENTS 100% Alberta School Foundation Fund	Taxable Total: 77,600
5148157	249B 2 31,32	SE-13-22-23-4 6,000 Sq. Feet 319 GLEICHEN ST				C Corporation
	R	LAND & IMPROVEMENTS	T	103	RESIDENTIAL LAND & IMPROVEMENTS 100% Alberta School Foundation Fund	Taxable Total: 66,600
5148159	249B 2 33,34	SE-13-22-23-4 6,000 Sq. Feet 315 GLEICHEN ST				I Individual
	R	LAND & IMPROVEMENTS	T	103	RESIDENTIAL LAND & IMPROVEMENTS 100% Alberta School Foundation Fund	Taxable Total: 80,300
5148163	249B 2 37-40	SE-13-22-23-4 12,000 Sq. Feet 307 GLEICHEN ST				I Individual
	R	LAND & IMPROVEMENTS	T	103	RESIDENTIAL LAND & IMPROVEMENTS 100% Alberta School Foundation Fund	Taxable Total: 73,800
5148166	249B 3 1	SE-13-22-23-4 3,120 Sq. Feet 400 MAIN ST				M Municipal
	NR	LAND	E	155	WHEATLAND COUNTY EXEMPT 100% Alberta School Foundation Fund	Exempt Total: 10,970
5148167	249B 3 2,3	SE-13-22-23-4 6,240 Sq. Feet 404 MAIN ST				GLEICHEN LIBRARY & APPARTMENTS M Municipal
	NR	LAND & IMPROVEMENTS	E	155	WHEATLAND COUNTY EXEMPT 100% Alberta School Foundation Fund	Exempt Total: 239,210
5148168	249B 3 4	SE-13-22-23-4 3,120 Sq. Feet 408 MAIN ST				Vacant Store I Individual
	NR	LAND & IMPROVEMENTS	T	105	NON-RESEIDENTIAL LAND & IMPROVEMENTS 100% Alberta School Foundation Fund	Taxable Total: 43,460



2019 Assessment Roll (Valuation Date 1-July, 2019) 2020 Taxation Year, Wheatland County

Assessment Year: 2019
Tax Year: 2020

Roll	Legal Address					Total
5148169	249B 3 5,6 SE-13-22-23-4 6,240 Sq. Feet 412 MAIN ST	C Corporation				
	NR LAND	T 105	NON-RESEIDENTIAL LAND & IMPROVEMENTS	Exempt Total:		27,360
			100% Alberta School Foundation Fund			
5148170	249B 3 7 SE-13-22-23-4 3,120 Sq. Feet 414 MAIN ST	Vacant Store I Individual				
	NR LAND & IMPROVEMENTS	T 105	NON-RESEIDENTIAL LAND & IMPROVEMENTS	Exempt Total:		69,000
			100% Alberta School Foundation Fund			
5148171	249B 3 8,9 SE-13-22-23-4 6,240 Sq. Feet 418 MAIN ST	Vacant Store I Individual				
	NR LAND & IMPROVEMENTS	T 105	NON-RESEIDENTIAL LAND & IMPROVEMENTS	Exempt Total:		46,010
			100% Alberta School Foundation Fund			
5148172	249B 3 10 SE-13-22-23-4 3,120 Sq. Feet 420 MAIN ST	Vacant Store I Individual				
	NR LAND & IMPROVEMENTS	T 105	NON-RESEIDENTIAL LAND & IMPROVEMENTS	Exempt Total:		18,880
			100% Alberta School Foundation Fund			
5148173	249B 3 11,12 SE-13-22-23-4 6,480 Sq. Feet 203 4 AVE	Vacant Store C Corporation				
	NR LAND & IMPROVEMENTS	T 105	NON-RESEIDENTIAL LAND & IMPROVEMENTS	Exempt Total:		77,080
			100% Alberta School Foundation Fund			
5148174	249B 3 13 SE-13-22-23-4 3,240 Sq. Feet 207 4 AVE	C Corporation				
	NR LAND	T 105	NON-RESEIDENTIAL LAND & IMPROVEMENTS	Exempt Total:		5,570
			100% Alberta School Foundation Fund			
5148175	249B 3 14 SE-13-22-23-4 3,240 Sq. Feet 209 4 AVE	M Municipal				
	NR LAND	E 155	WHEATLAND COUNTY EXEMPT	Exempt Total:		11,130
			100% Alberta School Foundation Fund			
5148176	249B 3 15-16,26 SE-13-22-23-4 9,720 Sq. Feet 211 4 AVE	BLOCK 3, LOTS 15, 16 & 26 M Municipal				
	NR LAND	E 155	WHEATLAND COUNTY EXEMPT	Exempt Total:		20,270
			100% Alberta School Foundation Fund			
5148178	249B 3 17 SE-13-22-23-4 3,240 Sq. Feet 215 4 AVE	I Individual				
	R LAND & IMPROVEMENTS	T 103	RESIDENTIAL LAND & IMPROVEMENTS	Taxable Total:		70,500



2019 Assessment Roll (Valuation Date 1-July, 2019) 2020 Taxation Year, Wheatland County

Assessment Year: 2019
Tax Year: 2020

Roll	Legal Address						Total
					100% Alberta School Foundation Fund		
5148179	249B 3 18-20 219 4 AVE	SE-13-22-23-4	9,720 Sq. Feet			ST ANDREW'S ANGLICIAN CHURCH I Individual	
	NR	LAND & IMPROVEMENTS		E 164	RELIGIOUS EXEMPT 100% Alberta School Foundation Fund	Exempt Total:	201,530
5148181	249B 3 21-24 216 3 AVE	SE-13-22-23-4	12,960 Sq. Feet			M Municipal	
	NR	LAND		E 155	WHEATLAND COUNTY EXEMPT 100% Alberta School Foundation Fund	Exempt Total:	23,450
5148185	249B 3 25 212 3 AVE	SE-13-22-23-4	3,240 Sq. Feet			M Municipal	
	NR	LAND		E 155	WHEATLAND COUNTY EXEMPT 100% Alberta School Foundation Fund	Exempt Total:	8,910
5148187	249B 3 27-30 204 3 AVE	SE-13-22-23-4	12,960 Sq. Feet			GLEICHEN COMMUNITY CENTRE M Municipal	
	NR	LAND & IMPROVEMENTS		E 155	WHEATLAND COUNTY EXEMPT 100% Alberta School Foundation Fund	Exempt Total:	429,910
5148188	249B 4 1 501 MAIN ST	SE-13-22-23-4	3,120 Sq. Feet			Vacant Storage building C Corporation	
	NR	LAND & IMPROVEMENTS		T 105	NON-RESEIDENTIAL LAND & IMPROVEMENTS 100% Alberta School Foundation Fund	Taxable Total:	14,850
5148189	249B 4 2 - 4 505 MAIN ST	SE-13-22-23-4	9,360 Sq. Feet			GLEICHEN HOTEL I Individual	
	NR	LAND & IMPROVEMENTS		T 105	NON-RESEIDENTIAL LAND & IMPROVEMENTS 100% Alberta School Foundation Fund	Taxable Total:	459,000
5148192	249B 4 5-10 515 MAIN ST	SE-13-22-23-4	18,720 Sq. Feet			GLEICHEN FAMILY FOODS C Corporation	
	NR	LAND & IMPROVEMENTS		T 105	NON-RESEIDENTIAL LAND & IMPROVEMENTS 100% Alberta School Foundation Fund	Taxable Total:	777,410
5148194	249B 4 11,12 105 WICKSON AVE	SE-13-22-23-4	6,000 Sq. Feet			I Individual	
	R	LAND & IMPROVEMENTS		T 103	RESIDENTIAL LAND & IMPROVEMENTS 100% Alberta School Foundation Fund	Taxable Total:	75,500
5148195	2863K 5 1 606 CROWFOOT ST	SE-13-22-23-4	3,125 Sq. Feet			M Municipal	



2019 Assessment Roll (Valuation Date 1-July, 2019) 2020 Taxation Year, Wheatland County

Assessment Year: 2019
Tax Year: 2020

Roll	Legal Address					Total
	NR LAND	E 155	WHEATLAND COUNTY EXEMPT	Exempt Total:		10,970
		100%	Alberta School Foundation Fund			
5148196	2863K 5 2 SE-13-22-23-4 3,125 Sq. Feet 610 CROWFOOT ST			M Municipal		
	NR LAND	E 155	WHEATLAND COUNTY EXEMPT	Exempt Total:		10,970
		100%	Alberta School Foundation Fund			
5148197	2863K 5 3-5 SE-13-22-23-4 9,375 Sq. Feet 614 CROWFOOT ST			M Municipal		
	NR LAND	E 155	WHEATLAND COUNTY EXEMPT	Exempt Total:		19,790
		100%	Alberta School Foundation Fund			
5148200	2863K 5 6-8 SE-13-22-23-4 9,375 Sq. Feet 620 CROWFOOT ST			I Individual		
	R LAND & IMPROVEMENTS	T 103	RESIDENTIAL LAND & IMPROVEMENTS	Taxable Total:		112,200
		100%	Alberta School Foundation Fund			
5148202	2863K 5 9,10 SE-13-23-22-4 6,266 Sq. Feet 624 CROWFOOT ST			M Municipal		
	NR LAND	E 155	WHEATLAND COUNTY EXEMPT	Exempt Total:		15,400
		100%	Alberta School Foundation Fund			
5148204	2863K 5 11 SE-13-22-23-4 12,085 Sq. Feet 621 MAIN ST			M Municipal		
	NR LAND	E 155	WHEATLAND COUNTY EXEMPT	Exempt Total:		22,810
		100%	Alberta School Foundation Fund			
5148205	2863K 5 12 SE-13-22-23-4 8,744 Sq. Feet 611 MAIN ST			M Municipal		
	NR LAND	E 155	WHEATLAND COUNTY EXEMPT	Exempt Total:		18,900
		100%	Alberta School Foundation Fund			
5148206	2863K 5 13 SE-13-22-23-4 3,125 Sq. Feet 118 WICKSON AVE			M Municipal		
	NR LAND	E 155	WHEATLAND COUNTY EXEMPT	Exempt Total:		10,970
		100%	Alberta School Foundation Fund			
5148207	2863K 5 14,15 SE-13-22-23-4 6,250 Sq. Feet 114 WICKSON AVE			M Municipal		
	NR LAND	E 155	WHEATLAND COUNTY EXEMPT	Exempt Total:		15,380
		100%	Alberta School Foundation Fund			



2019 Assessment Roll (Valuation Date 1-July, 2019) 2020 Taxation Year, Wheatland County

Assessment Year: 2019
Tax Year: 2020

Roll	Legal Address	Total
5148209	2863K 5 16 SE-13-22-23-4 3,125 Sq. Feet 110 WICKSON AVE NR LAND E 155 WHEATLAND COUNTY EXEMPT 100% Alberta School Foundation Fund	M Municipal Exempt Total: 10,970
5148210	2863K 5 17,18 SE-13-22-23-4 6,250 Sq. Feet 106 WICKSON AVE NR LAND E 155 WHEATLAND COUNTY EXEMPT 100% Alberta School Foundation Fund	M Municipal Exempt Total: 15,380
5148212	2863K 5 19,20 SE-13-22-23-4 8,388 Sq. Feet 104 WICKSON AVE R LAND & IMPROVEMENTS T 103 RESIDENTIAL LAND & IMPROVEMENTS 100% Alberta School Foundation Fund	I Individual Taxable Total: 158,100
5148213	752N 6 1,2 SE-13-22-23-4 6,600 Sq. Feet 516 MAIN ST NR LAND E 160 TAX RECOVERY EXEMPT 100% Alberta School Foundation Fund	M Municipal Exempt Total: 27,870
5148214	752N 6 3,4 SE-13-22-23-4 6,600 Sq. Feet 520 MAIN ST NR LAND E 155 WHEATLAND COUNTY EXEMPT 100% Alberta School Foundation Fund	M Municipal Exempt Total: 15,870
5148215	752N 6 5-7 SE-13-22-23-4 8,690 Sq. Feet 203 WICKSON AVE NR LAND & IMPROVEMENTS T 105 NON-RESEIDENTIAL LAND & IMPROVEMENTS 100% Alberta School Foundation Fund	Lots 6&7 tied by building Telus Communications Building C Corporation Taxable Total: 114,000
5148216	752N 6 8,9 SE-13-22-23-4 6,160 Sq. Feet 205 WICKSON AVE R LAND T 104 RESIDENTIAL VACANT LAND 100% Alberta School Foundation Fund	I Individual Taxable Total: 17,500
5148217	752N 6 10 SE-13-22-23-4 2,970 Sq. Feet 207 WICKSON AVE R LAND & IMPROVEMENTS T 103 RESIDENTIAL LAND & IMPROVEMENTS 100% Alberta School Foundation Fund	I Individual Taxable Total: 73,000
5148220	752N 6 11-14 SE-13-22-23-4 11,880 Sq. Feet 221 WICKSON AVE R LAND & IMPROVEMENTS T 103 RESIDENTIAL LAND & IMPROVEMENTS	I Individual Taxable Total: 150,800



2019 Assessment Roll (Valuation Date 1-July, 2019) 2020 Taxation Year, Wheatland County

Assessment Year: 2019
Tax Year: 2020

Roll	Legal Address								Total	
					100% Alberta School Foundation Fund					
5148221	752N 6 15	SE-13-22-23-4	3,510 Sq. Feet							
					C Corporation					
	NR	LAND		T	105	NON-RESEIDENTIAL LAND & IMPROVEMENTS	Exempt Total:		11,520	
					100% Alberta School Foundation Fund					
5148222	752N 6 16	SE-13-22-23-4	3,510 Sq. Feet							
	220 4 AVE				C Corporation					
	NR	LAND		T	105	NON-RESEIDENTIAL LAND & IMPROVEMENTS	Exempt Total:		11,520	
					100% Alberta School Foundation Fund					
5148223	752N 6 17	SE-13-22-23-4	3,510 Sq. Feet							
	216 4 AVE				C Corporation					
	NR	LAND		T	105	NON-RESEIDENTIAL LAND & IMPROVEMENTS	Exempt Total:		11,520	
					100% Alberta School Foundation Fund					
5148224	752N 6 18,19	SE-13-22-23-4	7,020 Sq. Feet					Vacant Store		
	212 4 AVE				C Corporation					
	NR	LAND & IMPROVEMENTS		T	105	NON-RESEIDENTIAL LAND & IMPROVEMENTS	Exempt Total:		36,310	
					100% Alberta School Foundation Fund					
5148225	752N 6 20,21	SE-13-22-23-4	7,280 Sq. Feet					James' Auto Repair		
	208 4 AVE				I Individual					
	NR	LAND & IMPROVEMENTS		T	105	NON-RESEIDENTIAL LAND & IMPROVEMENTS	Exempt Total:		60,330	
					100% Alberta School Foundation Fund					
5148226	752N 6 22	SE-13-22-23-4	3,250 Sq. Feet					SOUTH PTN.		
	204 4 AVE				M Municipal					
	NR	LAND		E	155	WHEATLAND COUNTY EXEMPT	Exempt Total:		5,570	
					100% Alberta School Foundation Fund					
5148228	752N 6 23	SE-13-22-23-4	7,020 Sq. Feet					M Municipal		
	200 4 AVE									
	NR	LAND		E	155	WHEATLAND COUNTY EXEMPT	Exempt Total:		16,460	
					100% Alberta School Foundation Fund					
5148229	SE-13-22-23-4		2,880 Sq. Feet					W 24' OF SE 120'WofPL: 752N B:6 Former Kal's Liquor Store		
	504 MAIN ST				C Corporation					
	NR	LAND & IMPROVEMENTS		T	105	NON-RESEIDENTIAL LAND & IMPROVEMENTS	Exempt Total:		96,120	
					100% Alberta School Foundation Fund					
5148231	SE-13-22-23-4		3,000 Sq. Feet					E 25' W80.5' OF S120'		
					M Municipal					



2019 Assessment Roll (Valuation Date 1-July, 2019) 2020 Taxation Year, Wheatland County

Assessment Year: 2019
Tax Year: 2020

Roll	Legal Address					Total
	NR	LAND	E 155	WHEATLAND COUNTY EXEMPT	Exempt Total:	10,800
			100%	Alberta School Foundation Fund		
5148232	1812207 6 24	SE-13-22-23-4 12,119 Sq. Feet			I Individual	
	508 MAIN ST					
	NR	LAND	T 105	NON-RESEIDENTIAL LAND & IMPROVEMENTS	Exempt Total:	22,830
			100%	Alberta School Foundation Fund		
5148234	SE-13-22-23-4	3,000 Sq. Feet			E25' OF W150' OF S120'	
	512 MAIN ST				I Individual	
	NR	LAND	T 105	NON-RESEIDENTIAL LAND & IMPROVEMENTS	Exempt Total:	10,800
			100%	Alberta School Foundation Fund		
5148235	752N 7 1,2,3	SE-13-22-23-4 2,856 Sq. Feet			WAR MONUMENT W 2' OF W 51' Gleichen Cenotaph War Monument	
	600 MAIN ST				M Municipal	
	NR	LAND	E 155	WHEATLAND COUNTY EXEMPT	Exempt Total:	10,590
			100%	Alberta School Foundation Fund		
5148236	752N 7 1-3	SE-13-22-23-4 6,864 Sq. Feet			Gleichen Post Office	
	200 WICKSON AVE				I Individual	
	NR	LAND & IMPROVEMENTS	T 105	NON-RESEIDENTIAL LAND & IMPROVEMENTS	Exempt Total:	124,270
			100%	Alberta School Foundation Fund		
5148237	752N 7 4-7	SE-13-22-23-4 12,960 Sq. Feet			Office	
	608 MAIN ST				I Individual	
	R	LAND & IMPROVEMENTS	T 103	RESIDENTIAL LAND & IMPROVEMENTS		130,270
	NR		T 105	NON-RESEIDENTIAL LAND & IMPROVEMENTS		55,830
			100%	Alberta School Foundation Fund	Taxable Total:	186,100
5148238	752N 7 8	SE-13-22-23-4 3,240 Sq. Feet			M Municipal	
	612 MAIN ST					
	NR	LAND	E 155	WHEATLAND COUNTY EXEMPT	Exempt Total:	11,130
			100%	Alberta School Foundation Fund		
5148239	752N 7 9-11	SE-13-22-23-4 8,520 Sq. Feet			Vacant Store	
	620 MAIN ST				C Corporation	
	NR	LAND & IMPROVEMENTS	T 105	NON-RESEIDENTIAL LAND & IMPROVEMENTS	Exempt Total:	35,300
			100%	Alberta School Foundation Fund		
5148240	752N 7 12 - 16	SE-13-22-23-4 15,258 Sq. Feet			I Individual	
	207 HASKAYNE AVE					
	R	LAND & IMPROVEMENTS	T 103	RESIDENTIAL LAND & IMPROVEMENTS	Taxable Total:	64,200
			100%	Alberta School Foundation Fund		



2019 Assessment Roll (Valuation Date 1-July, 2019) 2020 Taxation Year, Wheatland County

Assessment Year: 2019
Tax Year: 2020

Roll	Legal Address	Total
5148245	752N 7 17,18 SE-13-22-23-4 5,697 Sq. Feet 215 HASKAYNE AVE I Individual	
	R LAND & IMPROVEMENTS T 103 RESIDENTIAL LAND & IMPROVEMENTS 100% Alberta School Foundation Fund Taxable Total:	44,300
5148247	752N 7 19-23 SE-13-22-23-4 16,200 Sq. Feet 216 5TH AVENUE GLEICHEN MEDICAL CENTRE Gleichens Medical Centre C Corporation	
	NR LAND & IMPROVEMENTS T 105 NON-RESEIDENTIAL LAND & IMPROVEMENTS 100% Alberta School Foundation Fund Taxable Total:	230,640
5148248	752N 7 24 SE-13-22-23-4 3,240 Sq. Feet 212 WICKSON AVE M Municipal	
	NR LAND E 155 WHEATLAND COUNTY EXEMPT 100% Alberta School Foundation Fund Exempt Total:	11,130
5148249	752N 7 25,26 SE-13-23-22-4 6,480 Sq. Feet 208 WICKSON AVE M Municipal	
	NR LAND E 155 WHEATLAND COUNTY EXEMPT 100% Alberta School Foundation Fund Exempt Total:	15,700
5148251	752N 7 27,28 SE-13-22-23-4 6,480 Sq. Feet 204 WICKSON AVE Vacant Store I Individual	
	NR LAND & IMPROVEMENTS T 105 NON-RESEIDENTIAL LAND & IMPROVEMENTS 100% Alberta School Foundation Fund Taxable Total:	37,740
5148253	752N 8 1-6 SE-13-22-23-4 18,675 Sq. Feet 502 GLEICHEN ST Gleichen Bottle Depot I Individual	
	NR LAND & IMPROVEMENTS T 105 NON-RESEIDENTIAL LAND & IMPROVEMENTS 100% Alberta School Foundation Fund Taxable Total:	168,420
5148257	752N 8 7 SE-13-22-23-4 3,113 Sq. Feet 514 GLEICHEN ST I Individual	
	R LAND T 104 RESIDENTIAL VACANT LAND 100% The Golden Hills Reg. Div. 15 Taxable Total:	23,000
5148258	752N 8 8,9 SE-13-22-23-4 3,860 Sq. Feet 516 GLEICHEN ST W6' of lot 9 I Individual	
	R LAND & IMPROVEMENTS T 103 RESIDENTIAL LAND & IMPROVEMENTS 100% The Golden Hills Reg. Div. 15 Taxable Total:	120,900
5148259	752N 8 9,10 SE-13-22-23-4 5,478 Sq. Feet 520 GLEICHEN ST W 18' of Lot 9 I Individual	
	R LAND & IMPROVEMENTS T 103 RESIDENTIAL LAND & IMPROVEMENTS Taxable Total:	124,000



2019 Assessment Roll (Valuation Date 1-July, 2019) 2020 Taxation Year, Wheatland County

Assessment Year: 2019
Tax Year: 2020

Roll	Legal Address	Total
100% Alberta School Foundation Fund		
5148260	752N 8 11,12 SE-13-22-23-4 6,225 Sq. Feet 524 GLEICHEN ST	I Individual
R	LAND & IMPROVEMENTS	T 103 RESIDENTIAL LAND & IMPROVEMENTS 100% Alberta School Foundation Fund
		Taxable Total: 65,800
5148262	752N 8 13,14 SE-13-22-23-4 6,225 Sq. Feet 258 GLEICHEN ST	I Individual
R	LAND	T 104 RESIDENTIAL VACANT LAND
		Taxable Total: 15,300
100% Alberta School Foundation Fund		
5148264	752N 8 15,16 SE-13-22-23-4 6,225 Sq. Feet 532 GLEICHEN ST	I Individual
R	LAND	T 104 RESIDENTIAL VACANT LAND
		Taxable Total: 15,300
100% Alberta School Foundation Fund		
5148266	752N 8 17-19 SE-13-22-23-4 7,576 Sq. Feet 534 GLEICHEN ST	I Individual
R	LAND & IMPROVEMENTS	T 103 RESIDENTIAL LAND & IMPROVEMENTS 100% Alberta School Foundation Fund
		Taxable Total: 124,400
5148268	752N 8 20-22 SE-13-22-23-4 11,125 Sq. Feet 531 GRIESBACH ST	I Individual
R	LAND & IMPROVEMENTS	T 103 RESIDENTIAL LAND & IMPROVEMENTS 100% Alberta School Foundation Fund
		Taxable Total: 86,400
5148269	752N 8 23-25 SE-13-22-23-4 9,338 Sq. Feet 523 GRIESBACH ST	I Individual
R	LAND & IMPROVEMENTS	T 103 RESIDENTIAL LAND & IMPROVEMENTS 100% Alberta School Foundation Fund
		Taxable Total: 151,900
5148270	752N 8 26-29 SE-13-22-23-4 12,450 Sq. Feet 519 GRIESBACH ST	LOTS 26-29 TIED BY BLDGS I Individual
R	LAND & IMPROVEMENTS	T 103 RESIDENTIAL LAND & IMPROVEMENTS 100% Alberta School Foundation Fund
		Taxable Total: 95,800
5148272	752N 8 30 SE-13-22-23-4 3,113 Sq. Feet 511 GRIESBACH ST	I Individual
R	LAND	T 104 RESIDENTIAL VACANT LAND
		Taxable Total: 11,000
100% Alberta School Foundation Fund		
5148273	752N 8 31-33 SE-13-22-23-4 9,338 Sq. Feet 507 GRIESBACH ST	I Individual



2019 Assessment Roll (Valuation Date 1-July, 2019) 2020 Taxation Year, Wheatland County

Assessment Year: 2019
Tax Year: 2020

Roll	Legal Address					Total
	R LAND & IMPROVEMENTS	T 103	RESIDENTIAL LAND & IMPROVEMENTS	Taxable Total:		73,800
		100%	Alberta School Foundation Fund			
5148275	752N 8 34,35 SE-13-22-23-4 6,225 Sq. Feet 503 GRIESBACH ST			Vacant Store / storage C Corporation		
	NR LAND & IMPROVEMENTS	T 105	NON-RESEIDENTIAL LAND & IMPROVEMENTS	Taxable Total:		58,390
		100%	Alberta School Foundation Fund			
5148276	752N 9 1-3 SE-13-22-23-4 9,711 Sq. Feet 408 GLEICHEN ST			I Individual		
	R LAND & IMPROVEMENTS	T 103	RESIDENTIAL LAND & IMPROVEMENTS	Taxable Total:		119,000
		100%	Alberta School Foundation Fund			
5148278	752N 9 4-7 SE-13-22-23-4 10,840 Sq. Feet 412 GLEICHEN ST			W 9' of lot 7 I Individual		
	R LAND & IMPROVEMENTS	T 103	RESIDENTIAL LAND & IMPROVEMENTS	Taxable Total:		68,900
		100%	Alberta School Foundation Fund			
5148279	752N 9 7-9 SE-13-22-23-4 8,591 Sq. Feet 416 GLEICHEN ST			E 16' of lot 7 I Individual		
	R LAND & IMPROVEMENTS	T 103	RESIDENTIAL LAND & IMPROVEMENTS	Taxable Total:		63,800
		100%	Alberta School Foundation Fund			
5148280	752N 9 10 SE-13-22-23-4 3,113 Sq. Feet			I Individual		
	R LAND	T 104	RESIDENTIAL VACANT LAND	Taxable Total:		11,000
		100%	Alberta School Foundation Fund			
5148281	752N 9 11-20 SE-13-22-23-4 31,125 Sq. Feet 311 4 AVE			GLEICHEN COUNTY SHOP Gleichien County Shop M Municipal		
	NR LAND & IMPROVEMENTS	E 155	WHEATLAND COUNTY EXEMPT	Exempt Total:		391,830
		100%	Alberta School Foundation Fund			
5148282	752N 10 1-4 SE-13-22-23-4 12,450 Sq. Feet 312 GLEICHEN ST			I Individual		
	R LAND	T 104	RESIDENTIAL VACANT LAND	Taxable Total:		23,100
		100%	Alberta School Foundation Fund			
5148286	752N 10 5-8 SE-13-22-23-4 12,450 Sq. Feet 320 GLEICHEN ST			I Individual		
	R LAND	T 104	RESIDENTIAL VACANT LAND	Taxable Total:		35,100
		100%	Alberta School Foundation Fund			



2019 Assessment Roll (Valuation Date 1-July, 2019) 2020 Taxation Year, Wheatland County

Assessment Year: 2019
Tax Year: 2020

Roll	Legal Address	Total
5148290	9311469 10 41 SE-13-22-23-4 6,231 Sq. Feet 324 GLEICHEN ST I Individual R LAND & IMPROVEMENTS T 103 RESIDENTIAL LAND & IMPROVEMENTS 100% Alberta School Foundation Fund Taxable Total: 78,900	
5148291	9311469 10 42 SE-13-22-23-4 6,231 Sq. Feet 328 GLEICHEN ST I Individual R LAND T 104 RESIDENTIAL VACANT LAND 100% Alberta School Foundation Fund Taxable Total: 15,400	
5148292	9311469 10 43 SE-13-22-23-4 6,232 Sq. Feet 332 GLEICHEN ST I Individual R LAND T 104 RESIDENTIAL VACANT LAND 100% Alberta School Foundation Fund Taxable Total: 15,400	
5148293	9311469 10 44 SE-13-22-23-4 6,232 Sq. Feet 336 GLEICHEN ST M Municipal NR LAND E 155 WHEATLAND COUNTY EXEMPT 100% Alberta School Foundation Fund Exempt Total: 6,140	
5148294	9311469 10 45 SE-13-22-23-4 6,239 Sq. Feet 340 GLEICHEN ST I Individual R LAND & IMPROVEMENTS T 103 RESIDENTIAL LAND & IMPROVEMENTS 100% Alberta School Foundation Fund Taxable Total: 59,100	
5148295	9311469 10 46 SE-13-22-23-4 6,239 Sq. Feet 344 GLEICHEN ST I Individual R LAND & IMPROVEMENTS T 103 RESIDENTIAL LAND & IMPROVEMENTS 100% Alberta School Foundation Fund Taxable Total: 91,600	
5148296	752N 10 21-26 SE-13-22-23-4 18,675 Sq. Feet 345 3 AVE Black Castle Industries C Corporation NR LAND & IMPROVEMENTS T 105 NON-RESEIDENTIAL LAND & IMPROVEMENTS 100% Alberta School Foundation Fund Taxable Total: 203,400	
5148301	752N 10 27-35 SE-13-22-23-4 28,013 Sq. Feet M Municipal NR LAND E 155 WHEATLAND COUNTY EXEMPT 100% Alberta School Foundation Fund Exempt Total: 19,030	
5148310	752N 10 36,37 SE-13-22-23-4 6,225 Sq. Feet M Municipal NR LAND E 155 WHEATLAND COUNTY EXEMPT 100% Alberta School Foundation Fund Exempt Total: 15,340	



2019 Assessment Roll (Valuation Date 1-July, 2019) 2020 Taxation Year, Wheatland County

Assessment Year: 2019
Tax Year: 2020

Roll	Legal Address	Total
100% Alberta School Foundation Fund		
5148312	752N 10 38-40 SE-13-22-23-4 9,338 Sq. Feet	
	M Municipal	
	NR LAND E 155 WHEATLAND COUNTY EXEMPT	Exempt Total: 19,730
	100% Alberta School Foundation Fund	
5148315	752N 11 1-3 SE-13-22-23-4 9,345 Sq. Feet	
	200 GLEICHEN ST I Individual	
	R LAND & IMPROVEMENTS T 103 RESIDENTIAL LAND & IMPROVEMENTS	Taxable Total: 143,500
	100% Alberta School Foundation Fund	
5148316	752N 11 4,5 SE-13-22-23-4 6,230 Sq. Feet	
	204 GLEICHEN ST I Individual	
	R LAND T 104 RESIDENTIAL VACANT LAND	Taxable Total: 16,900
	100% Alberta School Foundation Fund	
5148318	752N 11 6,7 SE-13-22-23-4 6,225 Sq. Feet	
	206 GLEICHEN ST I Individual	
	R LAND T 104 RESIDENTIAL VACANT LAND	Taxable Total: 15,300
	100% Alberta School Foundation Fund	
5148322	752N 11 8-11 SE-13-22-23-4 12,450 Sq. Feet	
	210 GLEICHEN ST I Individual	
	R LAND & IMPROVEMENTS T 103 RESIDENTIAL LAND & IMPROVEMENTS	Taxable Total: 102,600
	100% Alberta School Foundation Fund	
5148323	752N 11 12-14 SE-13-22-23-4 9,338 Sq. Feet	
	214 GLEICHEN ST I Individual	
	R LAND & IMPROVEMENTS T 103 RESIDENTIAL LAND & IMPROVEMENTS	Taxable Total: 83,000
	100% Alberta School Foundation Fund	
5148325	752N 11 15,16 SE-13-22-23-4 6,225 Sq. Feet	
	216 GLEICHEN ST I Individual	
	R LAND & IMPROVEMENTS T 103 RESIDENTIAL LAND & IMPROVEMENTS	Taxable Total: 70,300
	100% Alberta School Foundation Fund	
5148329	752N 11 17-20 SE-13-22-23-4 12,450 Sq. Feet	
	218 GLEICHEN ST I Individual	
	R LAND & IMPROVEMENTS T 103 RESIDENTIAL LAND & IMPROVEMENTS	Taxable Total: 148,600
	100% Alberta School Foundation Fund	
5148333	752N 11 21-40 SE-13-22-23-4 62,250 Sq. Feet	
	M Municipal	



2019 Assessment Roll (Valuation Date 1-July, 2019) 2020 Taxation Year, Wheatland County

Assessment Year: 2019
Tax Year: 2020

Roll	Legal Address				Total
	NR	LAND	E 155	WHEATLAND COUNTY EXEMPT 100% Alberta School Foundation Fund	Exempt Total: 55,990
5148353	968X 12 1	SE-13-22-23-4 14,940 Sq. Feet 410 GRIESBACH ST			East 120' C Corporation
	R	LAND & IMPROVEMENTS	T 103	RESIDENTIAL LAND & IMPROVEMENTS	77,780
	NR		E 164	RELIGIOUS EXEMPT 100% Alberta School Foundation Fund	16,720
5148354	968X 12 I	SE-13-22-23-4 11,940 Sq. Feet 408 3 AVE			Totals: 94,500 N100' W120' I Individual
	R	LAND & IMPROVEMENTS	T 103	RESIDENTIAL LAND & IMPROVEMENTS 100% Alberta School Foundation Fund	Taxable Total: 62,400
5148355	968X 12 I	SE-13-22-23-4 3,000 Sq. Feet 404 3 AVE			S25' M Municipal
	NR	LAND	E 155	WHEATLAND COUNTY EXEMPT 100% Alberta School Foundation Fund	Exempt Total: 10,800
5148356	968X 12 I	SE-13-22-23-4 2,490 Sq. Feet			E120', W120' S120' M Municipal
	NR	LAND	E 155	WHEATLAND COUNTY EXEMPT 100% Alberta School Foundation Fund	Exempt Total: 10,080
5148357	968X 12 11-14	SE-13-22-23-4 7,784 Sq. Feet 412 3 AVE			SOUTH PORTION I Individual
	R	LAND & IMPROVEMENTS	T 103	RESIDENTIAL LAND & IMPROVEMENTS 100% Alberta School Foundation Fund	Taxable Total: 102,200
5148358	968X 12 11-14	SE-13-22-23-4 7,784 Sq. Feet 416 3 AVE			NORTH PORTION C Corporation
	R	LAND & IMPROVEMENTS	T 103	RESIDENTIAL LAND & IMPROVEMENTS 100% Alberta School Foundation Fund	Taxable Total: 95,800
5148359	968X 12 15	SE-13-22-23-4 2,875 Sq. Feet 401 4 AVE			I Individual
	R	LAND	T 104	RESIDENTIAL VACANT LAND 100% Alberta School Foundation Fund	Taxable Total: 10,600
5148360	968X 12 16,17	SE-13-22-23-4 5,750 Sq. Feet 405 4 AVE			I Individual
	R	LAND & IMPROVEMENTS	T 103	RESIDENTIAL LAND & IMPROVEMENTS 100% Alberta School Foundation Fund	Taxable Total: 64,800



2019 Assessment Roll (Valuation Date 1-July, 2019) 2020 Taxation Year, Wheatland County

Assessment Year: 2019
Tax Year: 2020

Roll	Legal Address	Total
5148361	968X 12 18,19 SE-13-22-23-4 5,750 Sq. Feet 407 4 AVE I Individual	
R	LAND & IMPROVEMENTS T 103 RESIDENTIAL LAND & IMPROVEMENTS 100% Alberta School Foundation Fund Taxable Total:	80,700
5148362	968X 13 1,2 SE-13-22-23-4 5,467 Sq. Feet 528 GRIESBACH ST I Individual	
R	LAND & IMPROVEMENTS T 103 RESIDENTIAL LAND & IMPROVEMENTS 100% The Golden Hills Reg. Div. 15 Taxable Total:	46,800
5148363	968X 13 3-6 SE-13-22-23-4 12,450 Sq. Feet 524 GRIESBACH ST I Individual	
R	LAND & IMPROVEMENTS T 103 RESIDENTIAL LAND & IMPROVEMENTS 100% Alberta School Foundation Fund Taxable Total:	95,800
5148366	968X 13 7-9 SE-13-22-23-4 9,338 Sq. Feet 516 GRIESBACH ST I Individual	
R	LAND & IMPROVEMENTS T 103 RESIDENTIAL LAND & IMPROVEMENTS 100% Alberta School Foundation Fund Taxable Total:	135,900
5148367	8511071 13 18 SE-13-22-23-4 0.97 Acres 408 4 AVE R.C.M.P. Gleichen RCMP Office F Federal	
NR	LAND & IMPROVEMENTS G 174 FEDERAL GIL NON-RESIDENTIAL 100% Alberta School Foundation Fund Grant-In-Lieu Total:	1,207,900
5148368	968X 13 J SE-13-22-23-4 14,001 Sq. Feet 519 CAWTHORN ST I Individual	
R	LAND & IMPROVEMENTS T 103 RESIDENTIAL LAND & IMPROVEMENTS 100% Alberta School Foundation Fund Taxable Total:	154,900
5148369	1465AD 14 1-8 SE-13-22-23-4 24,900 Sq. Feet GLEICHEN WATER TOWER Water Tower & VictorBeaupre Campground M Municipal	
NR	LAND & IMPROVEMENTS E 155 WHEATLAND COUNTY EXEMPT 100% Alberta School Foundation Fund Exempt Total:	53,210
5148370	1465AD 14 9,10 SE-13-22-23-4 6,804 Sq. Feet 516 CAWTHORN ST Beaupre Memorial Campground M Municipal	
NR	LAND E 155 WHEATLAND COUNTY EXEMPT 100% Alberta School Foundation Fund Exempt Total:	20,960
5148371	1465AD 14 11-14 SE-13-22-23-4 8,925 Sq. Feet 521 HASKAYNE AVE Victor Beaupre Memorial Campground M Municipal	
NR	LAND E 155 WHEATLAND COUNTY EXEMPT Exempt Total:	19,150



2019 Assessment Roll (Valuation Date 1-July, 2019) 2020 Taxation Year, Wheatland County

Assessment Year: 2019
Tax Year: 2020

Roll	Legal Address						Total
	100% Alberta School Foundation Fund						
5148375	1465AD 14 15-18 SE-13-22-23-4 12,450 Sq. Feet 504 4 AVE					Beaupre Memorial Campground M Municipal	
	NR LAND	E 155	WHEATLAND COUNTY EXEMPT 100% Alberta School Foundation Fund			Exempt Total:	23,080
5148379	1465AD 15 1-4 SE-13-22-23-4 12,948 Sq. Feet 404 CAWTHORN ST					I Individual	
	R LAND & IMPROVEMENTS	T 103	RESIDENTIAL LAND & IMPROVEMENTS 100% Alberta School Foundation Fund			Taxable Total:	151,700
5148381	1465AD 15 5-7 SE-13-22-23-4 9,711 Sq. Feet 412 CAWTHORN ST					I Individual	
	R LAND & IMPROVEMENTS	T 103	RESIDENTIAL LAND & IMPROVEMENTS 100% Alberta School Foundation Fund			Taxable Total:	138,900
5148382	1465AD 15 8-10 SE-13-22-23-4 9,711 Sq. Feet 420 CAWTHORN ST					I Individual	
	R LAND & IMPROVEMENTS	T 103	RESIDENTIAL LAND & IMPROVEMENTS 100% Alberta School Foundation Fund			Taxable Total:	223,200
5148383	1465AD 15 11-20 SE-13-22-23-4 32,370 Sq. Feet 505 4 AVE					M Municipal	
	NR LAND	E 155	WHEATLAND COUNTY EXEMPT 100% Alberta School Foundation Fund			Exempt Total:	37,820
5148393	2550AJ 16 1-20 SE-13-22-23-4 2.86 Acres					M Municipal	
	NR LAND	E 155	WHEATLAND COUNTY EXEMPT 100% Alberta School Foundation Fund			Exempt Total:	88,710
5148413	2550AJ 17 1-28 SE-13-22-23-4 4.00 Acres					M Municipal	
	NR LAND	E 155	WHEATLAND COUNTY EXEMPT 100% Alberta School Foundation Fund			Exempt Total:	98,500
5148441	2550AJ 18 1 SW-13-22-23-4 6,230 Sq. Feet					M Municipal	
	NR LAND	E 155	WHEATLAND COUNTY EXEMPT 100% Alberta School Foundation Fund			Exempt Total:	4,610
5148442	2550AJ 18 2,9-20 SW-13-22-23-4 1.86 Acres					M Municipal	



2019 Assessment Roll (Valuation Date 1-July, 2019) 2020 Taxation Year, Wheatland County

Assessment Year: 2019
Tax Year: 2020

Roll	Legal Address					Total
	NR LAND	E 155	WHEATLAND COUNTY EXEMPT	Exempt Total:		65,740
			100% Alberta School Foundation Fund			
5148443	2550AJ 18 3,4 SW-13-22-23-4 12,460 Sq. Feet			M Municipal		
	NR LAND	E 155	WHEATLAND COUNTY EXEMPT	Exempt Total:		23,080
			100% Alberta School Foundation Fund			
5148445	2550AJ 18 5 SW-13-22-23-4 6,230 Sq. Feet			I Individual		
	NR LAND	E 155	WHEATLAND COUNTY EXEMPT	Exempt Total:		15,350
			100% Alberta School Foundation Fund			
5148446	2550AJ 18 6,7 SW-13-22-23-4 12,460 Sq. Feet			M Municipal		
	NR LAND	E 155	WHEATLAND COUNTY EXEMPT	Exempt Total:		23,080
			100% Alberta School Foundation Fund			
5148448	2550AJ 18 8 SW-13-22-23-4 6,230 Sq. Feet			M Municipal		
	NR LAND	E 155	WHEATLAND COUNTY EXEMPT	Exempt Total:		10,750
			100% Alberta School Foundation Fund			
5148461	2550AJ 19 1-7 SW-13-22-23-4 1.00 Acres 12 GLEICHEN ST			M Municipal		
	NR LAND	E 155	WHEATLAND COUNTY EXEMPT	Exempt Total:		45,980
			100% Alberta School Foundation Fund			
5148468	2550AJ 19 8,9 SW-13-22-23-4 12,460 Sq. Feet 64 GLEICHEN ST			I Individual		
	R LAND & IMPROVEMENTS	T 103	RESIDENTIAL LAND & IMPROVEMENTS	Taxable Total:		177,500
			100% Alberta School Foundation Fund			
5148470	2550AJ 19 10 SW-13-22-23-4 6,230 Sq. Feet 68 GLEICHEN ST			I Individual		
	R LAND	T 104	RESIDENTIAL VACANT LAND	Taxable Total:		15,400
			100% Alberta School Foundation Fund			
5148471	2550AJ 19 11-14 SW-13-22-23-4 24,920 Sq. Feet			M Municipal		
	NR LAND	E 155	WHEATLAND COUNTY EXEMPT	Exempt Total:		16,150
			100% Alberta School Foundation Fund			



2019 Assessment Roll (Valuation Date 1-July, 2019) 2020 Taxation Year, Wheatland County

Assessment Year: 2019
Tax Year: 2020

Roll	Legal Address	Total
5148475	2550AJ 19 15-20 SW-13-22-23-4 37,380 Sq. Feet	
	M Municipal	
	NR LAND E 155 WHEATLAND COUNTY EXEMPT 100% Alberta School Foundation Fund	Exempt Total: 41,520
5148481	2550AJ 20 1,2 SE-13-22-23-4 12,460 Sq. Feet 104 GLEICHEN ST	
	I Individual	
	R LAND & IMPROVEMENTS T 103 RESIDENTIAL LAND & IMPROVEMENTS 100% Alberta School Foundation Fund	Taxable Total: 212,800
5148483	2550AJ 20 3,4 SE-13-22-23-4 12,460 Sq. Feet 112 GLEICHEN ST	
	M Municipal	
	NR LAND E 155 WHEATLAND COUNTY EXEMPT 100% Alberta School Foundation Fund	Exempt Total: 23,080
5148485	2550AJ 20 5-8,24-27 SE-13-22-23-4 1.14 Acres 122 GLEICHEN ST	
	LOTS 5-8 & 24-278&24 M Municipal	
	NR LAND E 155 WHEATLAND COUNTY EXEMPT 100% Alberta School Foundation Fund	Exempt Total: 49,190
5148489	2550AJ 20 9 SE-13-22-23-4 6,230 Sq. Feet 144 GLEICHEN ST	
	M Municipal	
	NR LAND E 155 WHEATLAND COUNTY EXEMPT 100% Alberta School Foundation Fund	Exempt Total: 15,350
5148490	2550AJ 20 10 SE-13-22-23-4 6,230 Sq. Feet 148 GLEICHEN ST	
	M Municipal	
	NR LAND E 155 WHEATLAND COUNTY EXEMPT 100% Alberta School Foundation Fund	Exempt Total: 15,350
5148491	2550AJ 20 11 SE-13-22-23-4 6,230 Sq. Feet 152 GLEICHEN ST	
	I Individual	
	R LAND T 104 RESIDENTIAL VACANT LAND 100% Alberta School Foundation Fund	Taxable Total: 17,800
5148492	2550AJ 20 12 SE-13-22-23-4 6,230 Sq. Feet 156 GLEICHEN ST	
	I Individual	
	R LAND & IMPROVEMENTS T 103 RESIDENTIAL LAND & IMPROVEMENTS 100% Alberta School Foundation Fund	Taxable Total: 23,800
5148493	2550AJ 20 13,14 SE-13-22-23-4 13,295 Sq. Feet 160 GLEICHEN ST	
	I Individual	
	R LAND & IMPROVEMENTS T 103 RESIDENTIAL LAND & IMPROVEMENTS	Taxable Total: 176,600



2019 Assessment Roll (Valuation Date 1-July, 2019) 2020 Taxation Year, Wheatland County

Assessment Year: 2019
Tax Year: 2020

Roll	Legal Address										Total
	100% Alberta School Foundation Fund										
5148495	2550AJ 20 15-17	SE-13-22-23-4	19,525 Sq. Feet								
	NR	LAND		E	155	WHEATLAND COUNTY EXEMPT		Exempt Total:			28,310
						100% Alberta School Foundation Fund					
5148498	2550AJ 20 18-23	SE-13-22-23-4	37,380 Sq. Feet								
	NR	LAND		E	155	WHEATLAND COUNTY EXEMPT		Exempt Total:			41,520
						100% Alberta School Foundation Fund					
5148508	2550AJ 20 28	SE-13-22-23-4	6,230 Sq. Feet								
	NR	LAND		E	155	WHEATLAND COUNTY EXEMPT		Exempt Total:			15,350
						100% Alberta School Foundation Fund					
5148509	2550AJ 21	SW-13-22-23-4	1.30 Acres								
	NR	LAND		E	155	WHEATLAND COUNTY EXEMPT		Exempt Total:			52,870
						100% Alberta School Foundation Fund					
5148510	5345N A 1-5	SW-18-22-22-4	14,810 Sq. Feet								
	NR	LAND & IMPROVEMENTS		E	155	WHEATLAND COUNTY EXEMPT		Exempt Total:			44,690
						100% Alberta School Foundation Fund					
5148515	5345N A 6-8&	SW-18-22-22-4	17,010 Sq. Feet								
	NR	LAND		E	155	WHEATLAND COUNTY EXEMPT		Exempt Total:			21,160
						100% Alberta School Foundation Fund					
5148518	5345N A 9,10	SW-18-22-22-4	6,804 Sq. Feet								
	NR	LAND		E	155	WHEATLAND COUNTY EXEMPT		Exempt Total:			16,160
						100% Alberta School Foundation Fund					
5148522	5345N A 13-15	SW-18-22-22-4	10,206 Sq. Feet								
	NR	LAND & IMPROVEMENTS		T	105	NON-RESEIDENTIAL LAND & IMPROVEMENTS		Exempt Total:			78,790
						100% Alberta School Foundation Fund					
5148524	5345N A 16,17	SW-18-22-22-4	6,804 Sq. Feet								



2019 Assessment Roll (Valuation Date 1-July, 2019) 2020 Taxation Year, Wheatland County

Assessment Year: 2019
Tax Year: 2020

Roll	Legal Address					Total
	NR	LAND & IMPROVEMENTS	T	105	NON-RESEIDENTIAL LAND & IMPROVEMENTS	60,190
					100% Alberta School Foundation Fund	
5148526	5345N A 18,19	SW-18-22-22-4 6,804 Sq. Feet			I Individual	
	NR	LAND	T	105	NON-RESEIDENTIAL LAND & IMPROVEMENTS	16,160
					100% Alberta School Foundation Fund	
5148528	5345N A 20,21	SW-18-22-22-4 5,482 Sq. Feet			N 16' of lot 21	
		119 C. PROWSE AVE			C Corporation	
	R	LAND	T	104	RESIDENTIAL VACANT LAND	14,300
					100% Alberta School Foundation Fund	
5148529	5345N A 21-24	SW-18-22-22-4 11,528 Sq. Feet			S 10' of lot 21	
		117 C. PROWSE AVE			I Individual	
	R	LAND & IMPROVEMENTS	T	103	RESIDENTIAL LAND & IMPROVEMENTS	131,400
					100% Alberta School Foundation Fund	
5148533	5345N A 25-27	SW-18-22-22-4 10,206 Sq. Feet			I Individual	
		113 C. PROWSE AVE				
	R	LAND & IMPROVEMENTS	T	103	RESIDENTIAL LAND & IMPROVEMENTS	131,700
					100% Alberta School Foundation Fund	
5148536	5345N A 28,29	SW-18-22-22-4 6,804 Sq. Feet			I Individual	
		109 C. PROWSE AVE				
	R	LAND	T	104	RESIDENTIAL VACANT LAND	16,200
					100% Alberta School Foundation Fund	
5148538	5345N A 30-32	SW-18-22-22-4 10,060 Sq. Feet			M Municipal	
		105 C. PROWSE AVE				
	NR	LAND	E	155	WHEATLAND COUNTY EXEMPT	20,750
					100% Alberta School Foundation Fund	
5148541	5345N B 1,2	SW-18-22-22-4 6,586 Sq. Feet			Gleichen United Church	
		204 HASKAYNE AVE			C Corporation	
	NR	LAND & IMPROVEMENTS	E	164	RELIGIOUS EXEMPT	184,260
					100% Alberta School Foundation Fund	
5148542	5345N B 3-7	SW-18-22-22-4 16,465 Sq. Feet			I Individual	
		212 HASKAYNE AVE				
	R	LAND & IMPROVEMENTS	T	103	RESIDENTIAL LAND & IMPROVEMENTS	217,000
					100% Alberta School Foundation Fund	



2019 Assessment Roll (Valuation Date 1-July, 2019) 2020 Taxation Year, Wheatland County

Assessment Year: 2019
Tax Year: 2020

Roll	Legal Address					Total
5148545	5345N B 8 SW-18-22-22-4 3,293 Sq. Feet 216 HASKAYNE AVE	I Individual				
	R LAND	T 104	RESIDENTIAL VACANT LAND	Taxable Total:		11,200
		100% Alberta School Foundation Fund				
5148546	5345N B 9-11 SW-18-22-22-4 9,879 Sq. Feet 220 HASKAYNE AVE	I Individual				
	R LAND & IMPROVEMENTS	T 103	RESIDENTIAL LAND & IMPROVEMENTS	Taxable Total:		150,000
		100% Alberta School Foundation Fund				
5148548	5345N B 12,13 SW-18-22-22-4 6,586 Sq. Feet 224 HASKAYNE AVE	I Individual				
	R LAND & IMPROVEMENTS	T 103	RESIDENTIAL LAND & IMPROVEMENTS	Taxable Total:		71,900
		100% Alberta School Foundation Fund				
5148550	5345N B 14,15 SW-18-22-22-4 6,586 Sq. Feet 228 HASKAYNE AVE	I Individual				
	R LAND & IMPROVEMENTS	T 103	RESIDENTIAL LAND & IMPROVEMENTS	Taxable Total:		145,800
		100% Alberta School Foundation Fund				
5148551	5345N B 16,17 SW-18-22-22-4 6,803 Sq. Feet 232 HASKAYNE AVE	I Individual				
	R LAND & IMPROVEMENTS	T 103	RESIDENTIAL LAND & IMPROVEMENTS	Taxable Total:		140,100
		100% Alberta School Foundation Fund				
5148553	5345N B 18,19 SW-18-22-22-4 6,825 Sq. Feet 229 C. PROWSE AVE	I Individual				
	R LAND & IMPROVEMENTS	T 103	RESIDENTIAL LAND & IMPROVEMENTS	Taxable Total:		66,100
		100% Alberta School Foundation Fund				
5148555	5345N B 20-23 SW-18-22-22-4 13,260 Sq. Feet 225 C. PROWSE AVE	Gleichen Seniors Complex Gleichen H.G. Stocken Seniors Manor P Provincial				
	NR LAND & IMPROVEMENTS	E 154	OTHER PROV. IMP EXEMPT	Exempt Total:		363,480
		100% Alberta School Foundation Fund				
5148557	5345N B 24-27 SW-18-22-22-4 13,172 Sq. Feet 215 C. PROWSE AVE	I Individual				
	R LAND & IMPROVEMENTS	T 103	RESIDENTIAL LAND & IMPROVEMENTS	Taxable Total:		195,900
		100% Alberta School Foundation Fund				
5148559	5345N B 28,29 SW-18-22-22-4 6,586 Sq. Feet 209 C. PROWSE AVE	F Federal				
	R LAND & IMPROVEMENTS	G 173	FEDERAL GIL RESIDENTIAL	Grant-In-Lieu Total:		157,600



2019 Assessment Roll (Valuation Date 1-July, 2019) 2020 Taxation Year, Wheatland County

Assessment Year: 2019
Tax Year: 2020

Roll	Legal Address						Total
	100% Alberta School Foundation Fund						
5148560	5345N B 30-34 205 C. PROWSE AVE	SW-18-22-22-4	16,465 Sq. Feet			I Individual	
	R	LAND & IMPROVEMENTS	T	103	RESIDENTIAL LAND & IMPROVEMENTS	Taxable Total:	56,800
	100% Alberta School Foundation Fund						
5148565	5345N C 1-4 208 C. PROWSE AVE	SW-18-22-22-4	13,172 Sq. Feet			I Individual	
	R	LAND & IMPROVEMENTS	T	103	RESIDENTIAL LAND & IMPROVEMENTS	Taxable Total:	148,600
	100% Alberta School Foundation Fund						
5148568	5345N C 5-7 212 C. PROWSE AVE	SW-18-22-22-4	9,879 Sq. Feet			F Federal	
	R	LAND & IMPROVEMENTS	G	173	FEDERAL GIL RESIDENTIAL	Grant-In-Lieu Total:	150,900
	100% Alberta School Foundation Fund						
5148570	5345N C 8-10 220 C. PROWSE AVE	SW-18-22-22-4	9,879 Sq. Feet			I Individual	
	R	LAND & IMPROVEMENTS	T	103	RESIDENTIAL LAND & IMPROVEMENTS	Taxable Total:	107,200
	100% Alberta School Foundation Fund						
5148572	5345N C 11-14 224 C. PROWSE AVE	SW-18-22-22-4	11,504 Sq. Feet			The southerly 12'6" of L14 I Individual	
	R	LAND & IMPROVEMENTS	T	103	RESIDENTIAL LAND & IMPROVEMENTS	Taxable Total:	207,700
	100% Alberta School Foundation Fund						
5148575	5345N C 14-17 228 C. PROWSE AVE	SW-18-22-22-4	11,763 Sq. Feet			N 12.5 ft of Lot 14 I Individual	
	R	LAND & IMPROVEMENTS	T	103	RESIDENTIAL LAND & IMPROVEMENTS	Taxable Total:	71,300
	100% Alberta School Foundation Fund						
5148578	5345N C 18-20 229 8 AVE	SW-18-22-22-4	10,096 Sq. Feet			I Individual	
	R	LAND & IMPROVEMENTS	T	103	RESIDENTIAL LAND & IMPROVEMENTS	Taxable Total:	149,000
	100% Alberta School Foundation Fund						
5148580	5345N C 21-23 225 8 AVE	SW-18-22-22-4	9,879 Sq. Feet			I Individual	
	R	LAND & IMPROVEMENTS	T	103	RESIDENTIAL LAND & IMPROVEMENTS	Taxable Total:	221,900
	100% Alberta School Foundation Fund						
5148583	5345N C 24-26 217 8 AVE	SW-18-22-22-4	9,879 Sq. Feet			I Individual	



2019 Assessment Roll (Valuation Date 1-July, 2019) 2020 Taxation Year, Wheatland County

Assessment Year: 2019
Tax Year: 2020

Roll	Legal Address					Total
	R	LAND & IMPROVEMENTS	T	103	RESIDENTIAL LAND & IMPROVEMENTS 100% Alberta School Foundation Fund	Taxable Total: 128,300
5148585	5345N C 27-30	SW-18-22-22-4	13,172 Sq. Feet			I Individual
	R	LAND & IMPROVEMENTS	T	103	RESIDENTIAL LAND & IMPROVEMENTS 100% Alberta School Foundation Fund	Taxable Total: 54,200
5148588	5345N C 31-34	SW-18-22-22-4	13,172 Sq. Feet			I Individual
	R	LAND & IMPROVEMENTS	T	103	RESIDENTIAL LAND & IMPROVEMENTS 100% Alberta School Foundation Fund	Taxable Total: 123,500
5148592	5345N D 1,2	SW-18-22-22-4	7,432 Sq. Feet			I Individual
	R	LAND & IMPROVEMENTS	T	103	RESIDENTIAL LAND & IMPROVEMENTS 100% Alberta School Foundation Fund	Taxable Total: 186,300
5148593	5345N D 3,4	SW-18-22-22-4	6,804 Sq. Feet			I Individual
	R	LAND & IMPROVEMENTS	T	103	RESIDENTIAL LAND & IMPROVEMENTS 100% Alberta School Foundation Fund	Taxable Total: 87,100
5148595	5345N D 5,6	SW-18-22-22-4	6,804 Sq. Feet			I Individual
	R	LAND & IMPROVEMENTS	T	103	RESIDENTIAL LAND & IMPROVEMENTS 100% The Golden Hills Reg. Div. 15	Taxable Total: 165,600
5148596	5345N D 7,8	SW-18-22-22-4	6,804 Sq. Feet			I Individual
	R	LAND & IMPROVEMENTS	T	103	RESIDENTIAL LAND & IMPROVEMENTS 100% Alberta School Foundation Fund	Taxable Total: 302,900
5148599	5345N D 9,10	SW-18-22-22-4	6,804 Sq. Feet			I Individual
	R	LAND & IMPROVEMENTS	T	103	RESIDENTIAL LAND & IMPROVEMENTS 100% Alberta School Foundation Fund	Taxable Total: 156,300
5148601	5345N D 11,12	SW-18-22-22-4	6,804 Sq. Feet			I Individual
	R	LAND	T	104	RESIDENTIAL VACANT LAND 100% Alberta School Foundation Fund	Taxable Total: 16,200



2019 Assessment Roll (Valuation Date 1-July, 2019) 2020 Taxation Year, Wheatland County

Assessment Year: 2019
Tax Year: 2020

Roll	Legal Address	Total
5148603	5345N D 13-17 SW-18-22-22-4 17,011 Sq. Feet 128 C. PROWSE AVE	I Individual
R	LAND & IMPROVEMENTS T 103 RESIDENTIAL LAND & IMPROVEMENTS 100% Alberta School Foundation Fund	Taxable Total: 74,600
5148607	5345N D 18,19 SW-18-22-22-4 6,804 Sq. Feet 129 8 AVE	I Individual
R	LAND & IMPROVEMENTS T 103 RESIDENTIAL LAND & IMPROVEMENTS 100% Alberta School Foundation Fund	Taxable Total: 116,000
5148608	5345N D 20,21 SW-18-22-22-4 6,804 Sq. Feet 125 8 AVE	I Individual
R	LAND & IMPROVEMENTS T 103 RESIDENTIAL LAND & IMPROVEMENTS 100% Alberta School Foundation Fund	Taxable Total: 102,900
5148609	5345N D 22-24 SW-18-22-22-4 10,206 Sq. Feet 121 8 AVE	I Individual
R	LAND & IMPROVEMENTS T 103 RESIDENTIAL LAND & IMPROVEMENTS 100% Alberta School Foundation Fund	Taxable Total: 157,100
5148611	5345N D 25,26 SW-18-22-22-4 6,804 Sq. Feet 117 8 AVE	I Individual
R	LAND & IMPROVEMENTS T 103 RESIDENTIAL LAND & IMPROVEMENTS 100% Alberta School Foundation Fund	Taxable Total: 105,000
5148613	5345N D 27-29 SW-18-22-22-4 10,206 Sq. Feet 113 8 AVE	I Individual
R	LAND & IMPROVEMENTS T 103 RESIDENTIAL LAND & IMPROVEMENTS 100% Alberta School Foundation Fund	Taxable Total: 148,400
5148615	5345N D 30-32 SW-18-22-22-4 10,205 Sq. Feet 105 8 AVE	I Individual
R	LAND & IMPROVEMENTS T 103 RESIDENTIAL LAND & IMPROVEMENTS 100% Alberta School Foundation Fund	Taxable Total: 211,700
5148617	5345N D 33,34 SW-18-22-22-4 7,432 Sq. Feet 101 8 AVE	I Individual
R	LAND & IMPROVEMENTS T 103 RESIDENTIAL LAND & IMPROVEMENTS 100% Alberta School Foundation Fund	Taxable Total: 138,400
5148619	5345N E 1-4 SW-18-22-22-4 14,236 Sq. Feet 104 8 AVE	I Individual
R	LAND & IMPROVEMENTS T 103 RESIDENTIAL LAND & IMPROVEMENTS	Taxable Total: 121,000



2019 Assessment Roll (Valuation Date 1-July, 2019) 2020 Taxation Year, Wheatland County

Assessment Year: 2019
Tax Year: 2020

Roll	Legal Address						Total
5148622	100% Alberta School Foundation Fund						
	5345N E 5,6 112 8 AVE	SW-18-22-22-4	6,803 Sq. Feet			I Individual	
	R	LAND & IMPROVEMENTS	T	103	RESIDENTIAL LAND & IMPROVEMENTS	Taxable Total:	74,300
100% Alberta School Foundation Fund							
5148625	100% Alberta School Foundation Fund						
	5345N E 7-10 120 8 AVE	SW-18-22-22-4	13,607 Sq. Feet			I Individual	
	R	LAND & IMPROVEMENTS	T	103	RESIDENTIAL LAND & IMPROVEMENTS	Taxable Total:	170,900
100% Alberta School Foundation Fund							
5148626	100% Alberta School Foundation Fund						
	5345N E 11,12 124 8 AVE	SW-18-22-22-4	6,803 Sq. Feet			I Individual	
	R	LAND & IMPROVEMENTS	T	103	RESIDENTIAL LAND & IMPROVEMENTS	Taxable Total:	156,700
100% Alberta School Foundation Fund							
5148628	100% Alberta School Foundation Fund						
	5345N E 13-15 128 8 AVE	SW-18-22-22-4	10,205 Sq. Feet			I Individual	
	R	LAND & IMPROVEMENTS	T	103	RESIDENTIAL LAND & IMPROVEMENTS	Taxable Total:	141,000
100% Alberta School Foundation Fund							
5148630	100% Alberta School Foundation Fund						
	5345N E 16,17 132 8 AVE	SW-18-22-22-4	6,803 Sq. Feet			I Individual	
	R	LAND & IMPROVEMENTS	T	103	RESIDENTIAL LAND & IMPROVEMENTS	Taxable Total:	142,200
100% The Golden Hills Reg. Div. 15							
5148631	100% Alberta School Foundation Fund						
	5345N E 18-20 129 9 AVE	SW-18-22-22-4	10,206 Sq. Feet			I Individual	
	R	LAND & IMPROVEMENTS	T	103	RESIDENTIAL LAND & IMPROVEMENTS	Taxable Total:	173,700
100% Alberta School Foundation Fund							
5148633	100% Alberta School Foundation Fund						
	5345N E 21-23 125 9 AVE	SW-18-22-22-4	10,205 Sq. Feet			F Federal	
	R	LAND & IMPROVEMENTS	G	173	FEDERAL GIL RESIDENTIAL	Grant-In-Lieu Total:	189,200
100% Alberta School Foundation Fund							
5148634	100% Alberta School Foundation Fund						
	5345N E 24,25 117 9 AVE	SW-18-22-22-4	6,803 Sq. Feet			F Federal	
	R	LAND & IMPROVEMENTS	G	173	FEDERAL GIL RESIDENTIAL	Grant-In-Lieu Total:	141,500
100% Alberta School Foundation Fund							
5148635	5345N E 26-28 113 9 AVE	SW-18-22-22-4	10,205 Sq. Feet			F Federal	



2019 Assessment Roll (Valuation Date 1-July, 2019) 2020 Taxation Year, Wheatland County

Assessment Year: 2019
Tax Year: 2020

Roll	Legal Address						Total
	R	LAND & IMPROVEMENTS		G 173	FEDERAL GIL RESIDENTIAL	Grant-In-Lieu Total:	189,300
					100% Alberta School Foundation Fund		
5148637	5345N E 29,30	SW-18-22-22-4	6,812 Sq. Feet				
	109 9 AVE					I Individual	
	R	LAND & IMPROVEMENTS		T 103	RESIDENTIAL LAND & IMPROVEMENTS	Taxable Total:	186,600
					100% Alberta School Foundation Fund		
5148638	5345N E 31,32	SW-18-22-22-4	6,812 Sq. Feet				
	105 9 AVE					I Individual	
	R	LAND & IMPROVEMENTS		T 103	RESIDENTIAL LAND & IMPROVEMENTS	Taxable Total:	20,600
					100% Alberta School Foundation Fund		
5148640	5345N E 33,34	SW-18-22-22-4	7,436 Sq. Feet				
	101 9 AVE					I Individual	
	R	LAND		T 104	RESIDENTIAL VACANT LAND	Taxable Total:	17,100
					100% Alberta School Foundation Fund		
5148642	5345N F 1-4	SW-18-22-22-4	13,172 Sq. Feet				
	204 8 AVE					I Individual	
	R	LAND & IMPROVEMENTS		T 103	RESIDENTIAL LAND & IMPROVEMENTS	Taxable Total:	151,600
					100% Alberta School Foundation Fund		
5148644	5345N F 5-7	SW-18-22-22-4	9,879 Sq. Feet				
	212 8 AVE					I Individual	
	R	LAND & IMPROVEMENTS		T 103	RESIDENTIAL LAND & IMPROVEMENTS	Taxable Total:	124,000
					100% Alberta School Foundation Fund		
5148646	5345N F 8-11	SW-18-22-22-4	13,172 Sq. Feet			Healing Touch Studio	
	220 8 AVE					I Individual	
	R	LAND & IMPROVEMENTS		T 103	RESIDENTIAL LAND & IMPROVEMENTS		231,230
	NR			T 105	NON-RESEIDENTIAL LAND & IMPROVEMENTS		57,370
					100% Alberta School Foundation Fund	Taxable Total:	288,600
5148649	5345N F 12,13	SW-18-22-22-4	6,586 Sq. Feet				
	224 8 AVE					I Individual	
	R	LAND & IMPROVEMENTS		T 103	RESIDENTIAL LAND & IMPROVEMENTS	Taxable Total:	79,600
					100% Alberta School Foundation Fund		
5148650	5345N F 14-17	SW-18-22-22-4	13,381 Sq. Feet				
	228 8 AVE					I Individual	
	R	LAND & IMPROVEMENTS		T 103	RESIDENTIAL LAND & IMPROVEMENTS	Taxable Total:	56,500
					100% Alberta School Foundation Fund		



2019 Assessment Roll (Valuation Date 1-July, 2019) 2020 Taxation Year, Wheatland County

Assessment Year: 2019
Tax Year: 2020

Roll	Legal Address	Total
5148653	5345N F 18-20 SW-18-22-22-4 10,095 Sq. Feet 229 9 AVE I Individual R LAND & IMPROVEMENTS T 103 RESIDENTIAL LAND & IMPROVEMENTS 100% Alberta School Foundation Fund Taxable Total:	197,300
5148655	5345N F 21-24 SW-18-22-22-4 13,172 Sq. Feet 225 9 AVE I Individual R LAND & IMPROVEMENTS T 103 RESIDENTIAL LAND & IMPROVEMENTS 100% Alberta School Foundation Fund Taxable Total:	193,100
5148657	5345N F 25-28 SW-18-22-22-4 13,172 Sq. Feet 213 9 AVE I Individual R LAND & IMPROVEMENTS T 103 RESIDENTIAL LAND & IMPROVEMENTS 100% Alberta School Foundation Fund Taxable Total:	215,000
5148659	5345N F 29-31 SW-18-22-22-4 9,879 Sq. Feet 205 9 AVE I Individual R LAND T 104 RESIDENTIAL VACANT LAND 100% Alberta School Foundation Fund Taxable Total:	20,500
5148662	5345N F 32-34 SW-18-22-22-4 9,879 Sq. Feet 201 9 AVE I Individual R LAND & IMPROVEMENTS T 103 RESIDENTIAL LAND & IMPROVEMENTS 100% Alberta School Foundation Fund Taxable Total:	151,900
5148664	1465AD G 1-3 SW-18-22-22-4 10,085 Sq. Feet 304 8 AVE I Individual R LAND & IMPROVEMENTS T 103 RESIDENTIAL LAND & IMPROVEMENTS 100% Alberta School Foundation Fund Taxable Total:	125,700
5148666	1465AD G 4-6 SW-18-22-22-4 10,085 Sq. Feet 312 8 AVE I Individual R LAND & IMPROVEMENTS T 103 RESIDENTIAL LAND & IMPROVEMENTS 100% Alberta School Foundation Fund Taxable Total:	130,700
5148668	1465AD G 7,8 SW-18-22-22-4 6,724 Sq. Feet 316 8 AVE I Individual R LAND & IMPROVEMENTS T 103 RESIDENTIAL LAND & IMPROVEMENTS 100% Alberta School Foundation Fund Taxable Total:	102,200
5148669	1465AD G 9-11 SW-18-22-22-4 10,026 Sq. Feet 320 8 AVE I Individual R LAND & IMPROVEMENTS T 103 RESIDENTIAL LAND & IMPROVEMENTS Taxable Total:	91,600



2019 Assessment Roll (Valuation Date 1-July, 2019) 2020 Taxation Year, Wheatland County

Assessment Year: 2019
Tax Year: 2020

Roll	Legal Address	Total
100% Alberta School Foundation Fund		
5148672	1465AD G 12,13 SW-18-22-22-4 6,724 Sq. Feet 317 9 AVE	I Individual
R	LAND & IMPROVEMENTS T 103 RESIDENTIAL LAND & IMPROVEMENTS 100% Alberta School Foundation Fund	Taxable Total: 25,400
5148673	1465AD G 14-16 SW-18-22-22-4 10,085 Sq. Feet 313 9 AVE	I Individual
R	LAND & IMPROVEMENTS T 103 RESIDENTIAL LAND & IMPROVEMENTS 100% Alberta School Foundation Fund	Taxable Total: 43,300
5148675	1465AD G 17 SW-18-22-22-4 3,362 Sq. Feet 309 9 AVE	I Individual
R	LAND & IMPROVEMENTS T 103 RESIDENTIAL LAND & IMPROVEMENTS 100% Alberta School Foundation Fund	Taxable Total: 56,600
5148676	1465AD G 18-22 SW-18-22-22-4 16,809 Sq. Feet 305 9 AVE	I Individual
R	LAND & IMPROVEMENTS T 103 RESIDENTIAL LAND & IMPROVEMENTS 100% Alberta School Foundation Fund	Taxable Total: 150,800
5148680	1465AD H 1-3 SW-18-22-22-4 10,140 Sq. Feet 404 8 AVE	I Individual
R	LAND & IMPROVEMENTS T 103 RESIDENTIAL LAND & IMPROVEMENTS 100% Alberta School Foundation Fund	Taxable Total: 149,400
5148682	1465AD H 4-7 SW-18-22-22-4 13,520 Sq. Feet 412 8TH AVE	I Individual
R	LAND & IMPROVEMENTS T 103 RESIDENTIAL LAND & IMPROVEMENTS 100% Alberta School Foundation Fund	Taxable Total: 67,400
5148685	1465AD H 8-10 SW-18-22-22-4 10,500 Sq. Feet 420 8 AVE	I Individual
R	LAND & IMPROVEMENTS T 103 RESIDENTIAL LAND & IMPROVEMENTS 100% Alberta School Foundation Fund	Taxable Total: 116,800
5148687	1465AD H 11-13 SW-18-22-22-4 10,860 Sq. Feet 424 8 AVE	I Individual
R	LAND & IMPROVEMENTS T 103 RESIDENTIAL LAND & IMPROVEMENTS 100% Alberta School Foundation Fund	Taxable Total: 70,200
5148689	1465AD H 14-16 SW-18-22-22-4 9,100 Sq. Feet 432 8 AVE	Excepting out 2.4 m. out of 16 I Individual



2019 Assessment Roll (Valuation Date 1-July, 2019) 2020 Taxation Year, Wheatland County

Assessment Year: 2019
Tax Year: 2020

Roll	Legal Address					Total
	R	LAND & IMPROVEMENTS	T	103	RESIDENTIAL LAND & IMPROVEMENTS 100% Alberta School Foundation Fund	Taxable Total: 104,400
5148691	1465AD H 16-19	SW-18-22-22-4	10,140 Sq. Feet			N 2.4M OF 16 I Individual
	R	LAND & IMPROVEMENTS	T	103	RESIDENTIAL LAND & IMPROVEMENTS 100% Alberta School Foundation Fund	Taxable Total: 172,900
5148693	1465AD H 20-21	SW-18-22-22-4	6,760 Sq. Feet			I Individual
	R	LAND & IMPROVEMENTS	T	103	RESIDENTIAL LAND & IMPROVEMENTS 100% Alberta School Foundation Fund	Taxable Total: 31,900
5148695	1465AD H 22-25	SW-18-22-22-4	13,520 Sq. Feet			I Individual
	R	LAND & IMPROVEMENTS	T	103	RESIDENTIAL LAND & IMPROVEMENTS 100% Alberta School Foundation Fund	Taxable Total: 204,100
5148698	1465AD H 26-30	SW-18-22-22-4	16,900 Sq. Feet			I Individual
	R	LAND & IMPROVEMENTS	T	103	RESIDENTIAL LAND & IMPROVEMENTS 100% Alberta School Foundation Fund	Taxable Total: 94,900
5148702	1465AD H 31-33	SW-18-22-22-4	7,493 Sq. Feet			I Individual
	R	LAND & IMPROVEMENTS	T	103	RESIDENTIAL LAND & IMPROVEMENTS 100% Alberta School Foundation Fund	Taxable Total: 55,800
5148704	1465AD H 34,35	SW-18-22-22-4	6,760 Sq. Feet			I Individual
	R	LAND & IMPROVEMENTS	T	103	RESIDENTIAL LAND & IMPROVEMENTS 100% Alberta School Foundation Fund	Taxable Total: 22,100
5148705	1465AD H 36-38	SW-18-22-22-4	10,140 Sq. Feet			I Individual
	R	LAND & IMPROVEMENTS	T	103	RESIDENTIAL LAND & IMPROVEMENTS 100% Alberta School Foundation Fund	Taxable Total: 108,200
5148707	1465AD H 39,40	SW-18-22-22-4	6,760 Sq. Feet			I Individual
	R	LAND & IMPROVEMENTS	T	103	RESIDENTIAL LAND & IMPROVEMENTS 100% Alberta School Foundation Fund	Taxable Total: 110,700



2019 Assessment Roll (Valuation Date 1-July, 2019) 2020 Taxation Year, Wheatland County

Assessment Year: 2019
Tax Year: 2020

Roll	Legal Address	Total
5148709	1465AD H 41,42 SW-18-22-22-4 6,760 Sq. Feet 401 9 AVE I Individual	
	R LAND & IMPROVEMENTS T 103 RESIDENTIAL LAND & IMPROVEMENTS 100% Alberta School Foundation Fund Taxable Total:	113,200
5148711	1465AD I 1-5 SW-18-22-22-4 16,809 Sq. Feet 308 C. PROWSE AVE I Individual	
	R LAND & IMPROVEMENTS T 103 RESIDENTIAL LAND & IMPROVEMENTS 100% Alberta School Foundation Fund Taxable Total:	250,100
5148713	1465AD I 6-8 SW-18-22-22-4 10,085 Sq. Feet 316 C. PROWSE AVE I Individual	
	R LAND & IMPROVEMENTS T 103 RESIDENTIAL LAND & IMPROVEMENTS 100% Alberta School Foundation Fund Taxable Total:	160,800
5148715	1465AD I 9,10,11 SW-18-22-22-4 10,085 Sq. Feet 320 C. PROWSE AVE I Individual	
	R LAND & IMPROVEMENTS T 103 RESIDENTIAL LAND & IMPROVEMENTS 100% Alberta School Foundation Fund Taxable Total:	70,300
5148717	1465AD I 12,13 SW-18-22-22-4 6,724 Sq. Feet 317 8 AVE I Individual	
	R LAND & IMPROVEMENTS T 103 RESIDENTIAL LAND & IMPROVEMENTS 100% Alberta School Foundation Fund Taxable Total:	77,400
5148718	1465AD I 14,15 SW-18-22-22-4 6,724 Sq. Feet 313 8 AVE I Individual	
	R LAND & IMPROVEMENTS T 103 RESIDENTIAL LAND & IMPROVEMENTS 100% Alberta School Foundation Fund Taxable Total:	89,000
5148719	1465AD I 16,17 SW-18-22-22-4 6,724 Sq. Feet 309 8 AVE I Individual	
	R LAND & IMPROVEMENTS T 103 RESIDENTIAL LAND & IMPROVEMENTS 100% Alberta School Foundation Fund Taxable Total:	54,800
5148720	1465AD I 18,19 SW-18-22-22-4 6,724 Sq. Feet 305 8 AVE I Individual	
	R LAND & IMPROVEMENTS T 103 RESIDENTIAL LAND & IMPROVEMENTS 100% Alberta School Foundation Fund Taxable Total:	64,900
5148721	1465AD I 20-22 SW-18-22-22-4 10,085 Sq. Feet 301 8 AVE I Individual	
	R LAND & IMPROVEMENTS T 103 RESIDENTIAL LAND & IMPROVEMENTS 100% Alberta School Foundation Fund Taxable Total:	210,500



2019 Assessment Roll (Valuation Date 1-July, 2019) 2020 Taxation Year, Wheatland County

Assessment Year: 2019
Tax Year: 2020

Roll	Legal Address	Total
100% Alberta School Foundation Fund		
5148724	1465AD K 1-4 SW-18-22-22-4 13,520 Sq. Feet 404 C. PROWSE AVE	I Individual
R	LAND & IMPROVEMENTS T 103 RESIDENTIAL LAND & IMPROVEMENTS 100% Alberta School Foundation Fund	Taxable Total: 149,600
5148726	1465AD K 5,6 SW-18-22-22-4 6,760 Sq. Feet 430 C. PROWSE AVE	PLAYGROUND Gleichen Playground M Municipal
NR	LAND E 156 SCHOOLS EXEMPT	Exempt Total: 17,710
100% Alberta School Foundation Fund		
5148729	1465AD K 25-28 SW-18-22-22-4 13,520 Sq. Feet 429 8 AVE	I Individual
R	LAND & IMPROVEMENTS T 103 RESIDENTIAL LAND & IMPROVEMENTS 100% Alberta School Foundation Fund	Taxable Total: 123,300
5148732	1465AD K 29-32 SW-18-22-22-4 14,235 Sq. Feet 421 8 AVE	I Individual
R	LAND & IMPROVEMENTS T 103 RESIDENTIAL LAND & IMPROVEMENTS 100% Alberta School Foundation Fund	Taxable Total: 141,100
5148735	1465AD K 33-36 SW-18-22-22-4 12,878 Sq. Feet 417 8 AVE	I Individual
R	LAND & IMPROVEMENTS T 103 RESIDENTIAL LAND & IMPROVEMENTS 100% Alberta School Foundation Fund	Taxable Total: 219,000
5148738	1465AD K 37-39 SW-18-22-22-4 10,140 Sq. Feet 409 8 AVE	I Individual
R	LAND & IMPROVEMENTS T 103 RESIDENTIAL LAND & IMPROVEMENTS 100% Alberta School Foundation Fund	Taxable Total: 199,900
5148740	1465AD K 40-42 SW-18-22-22-4 10,140 Sq. Feet 401 8 AVE	I Individual
R	LAND & IMPROVEMENTS T 103 RESIDENTIAL LAND & IMPROVEMENTS 100% Alberta School Foundation Fund	Taxable Total: 179,300
5148742	1465AD L 1-5 SW-18-22-22-4 16,809 Sq. Feet 304 HASKAYNE AVE	I Individual
R	LAND & IMPROVEMENTS T 103 RESIDENTIAL LAND & IMPROVEMENTS 100% Alberta School Foundation Fund	Taxable Total: 132,000
5148745	1465AD L 6 - 9 SW-18-22-22-4 13,447 Sq. Feet 316 HASKAYNE AVE	I Individual



2019 Assessment Roll (Valuation Date 1-July, 2019) 2020 Taxation Year, Wheatland County

Assessment Year: 2019
Tax Year: 2020

Roll	Legal Address					Total
	R	LAND & IMPROVEMENTS	T	103	RESIDENTIAL LAND & IMPROVEMENTS 100% Alberta School Foundation Fund	Taxable Total: 250,100
5148747		1465AD L 10,11 SW-18-22-22-4 6,724 Sq. Feet 320 HASKAYNE AVE				I Individual
	R	LAND & IMPROVEMENTS	T	103	RESIDENTIAL LAND & IMPROVEMENTS 100% Alberta School Foundation Fund	Taxable Total: 24,200
5148748		1465AD L 12-22 SW-18-22-22-4 36,980 Sq. Feet 310 C. PROWSE AVE				GLEICHEN PARK Gleichen Central Park M Municipal
	NR	LAND	E	157	PUBLIC PARKS EXEMPT 100% Alberta School Foundation Fund	Exempt Total: 45,350
5148750		1465AD M 1-5 SW-18-22-22-4 16,250 Sq. Feet 408 HASKAYNE AVE				I Individual
	R	LAND & IMPROVEMENTS	T	103	RESIDENTIAL LAND & IMPROVEMENTS 100% Alberta School Foundation Fund	Taxable Total: 199,500
5148754		1465AD M 6,7 SW-18-22-22-4 6,500 Sq. Feet 416 HASKAYNE AVE				I Individual
	R	LAND & IMPROVEMENTS	T	103	RESIDENTIAL LAND & IMPROVEMENTS 100% The Golden Hills Reg. Div. 15	Taxable Total: 37,000
5148755		1465AD M 8-10 SW-18-22-22-4 9,750 Sq. Feet 420 HASKAYNE AVE				I Individual
	R	LAND & IMPROVEMENTS	T	103	RESIDENTIAL LAND & IMPROVEMENTS 100% Alberta School Foundation Fund	Taxable Total: 104,800
5148757		1465AD M 11,12 SW-18-22-22-4 7,729 Sq. Feet 424 HASKAYNE AVE				I Individual
	R	LAND & IMPROVEMENTS	T	103	RESIDENTIAL LAND & IMPROVEMENTS 100% Alberta School Foundation Fund	Taxable Total: 141,500
5148758		1465AD M 19-21 SW-18-22-22-4 8,125 Sq. Feet 403 C. PROWSE AVE				N1/2 of 21 I Individual
	R	LAND & IMPROVEMENTS	T	103	RESIDENTIAL LAND & IMPROVEMENTS 100% The Golden Hills Reg. Div. 15	Taxable Total: 188,000
5148760		1465AD M 21-23 SW-18-22-22-4 8,125 Sq. Feet 401 C. PROWSE AVE				S1/2 of lot 21 I Individual
	R	LAND & IMPROVEMENTS	T	103	RESIDENTIAL LAND & IMPROVEMENTS 100% Alberta School Foundation Fund	Taxable Total: 194,000



2019 Assessment Roll (Valuation Date 1-July, 2019) 2020 Taxation Year, Wheatland County

Assessment Year: 2019
Tax Year: 2020

Roll	Legal Address	Total
5148762	8210968 1 1,2 SW-18-22-22-4 12,456 Sq. Feet 442 9 AVE	Lots 1&2 tied by bldg-2 Titles I Individual
R	LAND & IMPROVEMENTS	T 103 RESIDENTIAL LAND & IMPROVEMENTS 100% Alberta School Foundation Fund
		Taxable Total: 170,300
5148764	8210968 1 3 SW-18-22-22-4 5,812 Sq. Feet 434 9 AVE	I Individual
R	LAND & IMPROVEMENTS	T 103 RESIDENTIAL LAND & IMPROVEMENTS 100% Alberta School Foundation Fund
		Taxable Total: 186,400
5148765	1912083 1 14 SW-18-22-22-4 11,624 Sq. Feet 430 9 AVE	I Individual
R	LAND	T 104 RESIDENTIAL VACANT LAND 100% Alberta School Foundation Fund
		Taxable Total: 22,500
5148767	8210968 1 6 SW-18-22-22-4 5,812 Sq. Feet 422 9 AVE	I Individual
R	LAND	T 104 RESIDENTIAL VACANT LAND 100% Alberta School Foundation Fund
		Taxable Total: 14,800
5148768	8210968 1 7 SW-18-22-22-4 5,812 Sq. Feet 418 9 AVE	I Individual
R	LAND	T 104 RESIDENTIAL VACANT LAND 100% Alberta School Foundation Fund
		Taxable Total: 14,800
5148769	8210968 1 8 SW-18-22-22-4 5,812 Sq. Feet 414 9 AVE	I Individual
R	LAND & IMPROVEMENTS	T 103 RESIDENTIAL LAND & IMPROVEMENTS 100% Alberta School Foundation Fund
		Taxable Total: 179,500
5148770	9210304 1 13 SW-18-22-22-4 8,719 Sq. Feet 410 9 AVE	I Individual
R	LAND	T 104 RESIDENTIAL VACANT LAND 100% Alberta School Foundation Fund
		Taxable Total: 18,900
5148771	9210304 1 12 SW-18-22-22-4 9,533 Sq. Feet 402 9 AVE	F Federal
R	LAND & IMPROVEMENTS	G 173 FEDERAL GIL RESIDENTIAL 100% Alberta School Foundation Fund
		Grant-In-Lieu Total: 232,100
5148772	8210968 2 1 SW-18-22-22-4 6,935 Sq. Feet 318 9 AVE	I Individual
R	LAND & IMPROVEMENTS	T 103 RESIDENTIAL LAND & IMPROVEMENTS
		Taxable Total: 182,500



2019 Assessment Roll (Valuation Date 1-July, 2019) 2020 Taxation Year, Wheatland County

Assessment Year: 2019
Tax Year: 2020

Roll	Legal Address						Total
	100% Alberta School Foundation Fund						
5148773	8210968 2 2 314 9 AVE	SW-18-22-22-4	6,587 Sq. Feet			I Individual	
	R	LAND & IMPROVEMENTS		T 103	RESIDENTIAL LAND & IMPROVEMENTS	Taxable Total:	39,200
	100% Alberta School Foundation Fund						
5148774	9210304 2 7 310 9 AVE	SW-18-22-22-4	9,882 Sq. Feet			F Federal	
	R	LAND & IMPROVEMENTS		G 173	FEDERAL GIL RESIDENTIAL	Grant-In-Lieu Total:	230,300
	100% Alberta School Foundation Fund						
5148775	9210304 2 6 302 9 AVE	SW-18-22-22-4	10,230 Sq. Feet			I Individual	
	R	LAND & IMPROVEMENTS		T 103	RESIDENTIAL LAND & IMPROVEMENTS	Taxable Total:	229,400
	100% Alberta School Foundation Fund						
5148776	8210968 3 1 230 9 AVE	SW-18-22-22-4	6,935 Sq. Feet			I Individual	
	R	LAND & IMPROVEMENTS		T 103	RESIDENTIAL LAND & IMPROVEMENTS	Taxable Total:	220,100
	100% Alberta School Foundation Fund						
5148777	8210968 3 2 226 9 AVE	SW-18-22-22-4	6,200 Sq. Feet			C Corporation	
	R	LAND & IMPROVEMENTS		T 103	RESIDENTIAL LAND & IMPROVEMENTS	Taxable Total:	119,200
	100% Alberta School Foundation Fund						
5148778	8210968 3 3 222 9 AVE	SW-18-22-22-4	6,200 Sq. Feet			I Individual	
	R	LAND		T 104	RESIDENTIAL VACANT LAND	Taxable Total:	15,300
	100% Alberta School Foundation Fund						
5148779	8210968 3 4 218 9 AVE	SW-18-22-22-4	6,200 Sq. Feet			I Individual	
	R	LAND		T 104	RESIDENTIAL VACANT LAND	Taxable Total:	15,300
	100% Alberta School Foundation Fund						
5148780	8210968 3 5 214 9 AVE	SW-18-22-22-4	6,200 Sq. Feet			I Individual	
	R	LAND & IMPROVEMENTS		T 103	RESIDENTIAL LAND & IMPROVEMENTS	Taxable Total:	249,400
	100% Alberta School Foundation Fund						
5148781	8210968 3 6 210 9 AVE	SW-18-22-22-4	6,200 Sq. Feet			I Individual	



2019 Assessment Roll (Valuation Date 1-July, 2019) 2020 Taxation Year, Wheatland County

Assessment Year: 2019
Tax Year: 2020

Roll	Legal Address					Total
	R	LAND & IMPROVEMENTS		T 103	RESIDENTIAL LAND & IMPROVEMENTS	Taxable Total: 250,700
					100% Alberta School Foundation Fund	
5148782	8210968 3 7	SW-18-22-22-4	6,200 Sq. Feet			
	206 9 AVE					I Individual
	R	LAND		T 104	RESIDENTIAL VACANT LAND	Taxable Total: 15,300
					100% Alberta School Foundation Fund	
5148783	8210968 3 8	SW-18-22-22-4	6,976 Sq. Feet			
	202 9 AVE					I Individual
	R	LAND & IMPROVEMENTS		T 103	RESIDENTIAL LAND & IMPROVEMENTS	Taxable Total: 247,600
					100% Alberta School Foundation Fund	
5148784	8210968 4 1	SW-18-22-22-4	6,239 Sq. Feet			
	134 9 AVE					I Individual
	R	LAND		T 104	RESIDENTIAL VACANT LAND	Taxable Total: 15,400
					100% Alberta School Foundation Fund	
5148785	8210968 4 2	SW-18-22-22-4	5,812 Sq. Feet			
	130 9 AVE					I Individual
	R	LAND		T 104	RESIDENTIAL VACANT LAND	Taxable Total: 14,800
					100% Alberta School Foundation Fund	
5148786	8210968 4 3	SW-18-22-22-4	5,812 Sq. Feet			
	126 9 AVE					I Individual
	R	LAND		T 104	RESIDENTIAL VACANT LAND	Taxable Total: 14,800
					100% Alberta School Foundation Fund	
5148787	8210968 4 4-9	SE-13-22-23-4	35,264 Sq. Feet			CHURCH, CONSOL LOTS 4-9 Gleichen Church of Latter Day Saints
	122 9 AVE					I Individual
	NR	LAND & IMPROVEMENTS		E 164	RELIGIOUS EXEMPT	Exempt Total: 547,850
					100% Alberta School Foundation Fund	
5148794	2218JK Z	SW-18-22-22-4	10.95 Acres			Former Bow Valley School Gleichen Former School site
	500 HASKAYNE AVE					M Municipal
	NR	LAND & IMPROVEMENTS		E 169	MISC. PROPERTY EXEMPT	Exempt Total: 1,843,060
					100% Alberta School Foundation Fund	
5148795	SW-18-22-22-4		29.40 Acres			GLEICHEN ARENA & CURLING RINK Gleichen Arena & Curling Rink
	502 8 AVE					M Municipal
	NR	LAND & IMPROVEMENTS		E 155	WHEATLAND COUNTY EXEMPT	Exempt Total: 2,181,970
					100% Alberta School Foundation Fund	



2019 Assessment Roll (Valuation Date 1-July, 2019) 2020 Taxation Year, Wheatland County

Assessment Year: 2019
Tax Year: 2020

Roll	Legal Address					Total
5148796	SW-18-22-22-4 3.00 Acres 600 HASKAYNE AVE	GLEICHEN CEMETARY Gleichen Cemetery M Municipal				
	NR LAND	E 155	WHEATLAND COUNTY EXEMPT 100% Alberta School Foundation Fund	Exempt Total:		91,930
5148797	SW-18-22-22-4 28.71 Acres	GLEICHEN Storm Drainage Canal M Municipal				
	NR LAND	E 155	WHEATLAND COUNTY EXEMPT 100% Alberta School Foundation Fund	Exempt Total:		161,110
5148800	6152AC 1-3 SE-13-22-23-4 10,020 Sq. Feet 152 N. RAILWAY ST	I Individual				
	R LAND	T 104	RESIDENTIAL VACANT LAND 100% Alberta School Foundation Fund	Taxable Total:		26,700
5148801	6152AC 4-6 SE-13-22-23-4 10,020 Sq. Feet 146 N. RAILWAY ST	I Individual				
	R LAND & IMPROVEMENTS	T 103	RESIDENTIAL LAND & IMPROVEMENTS 100% Alberta School Foundation Fund	Taxable Total:		60,000
5148803	6152AC O 7 SE-13-22-23-4 3,000 Sq. Feet 159 GLEICHEN ST	I Individual				
	R LAND & IMPROVEMENTS	T 103	RESIDENTIAL LAND & IMPROVEMENTS 100% Alberta School Foundation Fund	Taxable Total:		152,600
5148804	6152AC 8-12 SE-13-22-23-4 17,040 Sq. Feet 161 GLEICHEN ST	I Individual				
	R LAND & IMPROVEMENTS	T 103	RESIDENTIAL LAND & IMPROVEMENTS 100% Alberta School Foundation Fund	Taxable Total:		95,300
5148809	SE-13-22-23-4 1.00 Acres 140 N. RAILWAY ST	I Individual				
	R LAND & IMPROVEMENTS	T 103	RESIDENTIAL LAND & IMPROVEMENTS 100% Alberta School Foundation Fund	Taxable Total:		129,600
5148810	SE-13-22-23-4 1.90 Acres 112 N. RAILWAY ST	I Individual				
	R LAND & IMPROVEMENTS	T 103	RESIDENTIAL LAND & IMPROVEMENTS 100% Alberta School Foundation Fund	Taxable Total:		202,000
5148819	8111168 B SE-13-22-23-4 13.55 Acres	South of Railway Station Grounds- Gleichens C Corporation				
	NR LAND	G 174	FEDERAL GIL NON-RESIDENTIAL	Grant-In-Lieu Total:		142,300



2019 Assessment Roll (Valuation Date 1-July, 2019) 2020 Taxation Year, Wheatland County

Assessment Year: 2019
Tax Year: 2020

Roll	Legal Address							Total
			100% Alberta School Foundation Fund					
5148820	SE-13-22-23-4	20.49 Acres					GLEICHEN CPR STATION GROUNDS Station Grounds- Gleichen C Corporation	
	NR	LAND & IMPROVEMENTS	G	174	FEDERAL GIL NON-RESIDENTIAL	Grant-In-Lieu Total:		251,500
			100% Alberta School Foundation Fund					
5148821	SE-13-22-23-4	0.02 Acres					FONABROOB1 LEASE Rogers/Sprint Lease- Fonabbroob1 Sprint Canada C Corporation	
	NR	LAND & IMPROVEMENTS	T	105	NON-RESEIDENTIAL LAND & IMPROVEMENTS	Exempt Total:		166,390
			100% Alberta School Foundation Fund					
5148822	SE-13-22-23-4	6,534 Sq. Feet					M Municipal	
	109 MAIN ST							
	NR	LAND	E	155	WHEATLAND COUNTY EXEMPT	Exempt Total:		15,780
			100% Alberta School Foundation Fund					
5148823	SE-13-22-23-4	0.27 Acres					M Municipal	
	417 MAIN ST							
	NR	LAND	E	155	WHEATLAND COUNTY EXEMPT	Exempt Total:		22,530
			100% Alberta School Foundation Fund					
5148824	SE-13-22-23-4	0.08 Acres					MS-ABBROO0201 LEASE Bell Canada CPR Lease MS-ABBROO0201 Bell Canada C Corporation	
	NR	LAND & IMPROVEMENTS	T	105	NON-RESEIDENTIAL LAND & IMPROVEMENTS	Exempt Total:		202,190
			100% Alberta School Foundation Fund					
5148825	SE-13-22-23-4	0.14 Acres					GLEICHEN WATER TREATMENT PLANT Gleichen Water Treatment Plant M Municipal	
	415 3 AVE							
	NR	LAND & IMPROVEMENTS	E	155	WHEATLAND COUNTY EXEMPT	Exempt Total:		53,410
			100% Alberta School Foundation Fund					
5148826	SE-13-22-23-4	28.97 Acres					GLEICHEN FIRE HALL Gleichen & District Fire Hall M Municipal	
	405 3 AVE							
	NR	LAND & IMPROVEMENTS	E	155	WHEATLAND COUNTY EXEMPT	Exempt Total:		434,130
			100% Alberta School Foundation Fund					
5148827	SE-13-22-23-4	1.55 Acres					GLEICHEN ART & R.V. PARK Gleichen Entrance Park M Municipal	
	525 HASKAYNE AVE							
	NR	LAND	E	155	WHEATLAND COUNTY EXEMPT	Exempt Total:		58,610
			100% Alberta School Foundation Fund					
5148828	SE-13-22-23-4	0.25 Acres					I Individual	



2019 Assessment Roll (Valuation Date 1-July, 2019) 2020 Taxation Year, Wheatland County

Assessment Year: 2019
Tax Year: 2020

Roll	Legal Address					Total
	R	LAND	T	104	RESIDENTIAL VACANT LAND	Taxable Total: 15,300
5148829	SW-13-22-23-4	11.71 Acres		100%	Alberta School Foundation Fund	
	222033 RGE RD 231					NORtheast OF RLwy & STAT. GRNDS Gleichens Waste Transfer Site P Provincial
	NR	LAND & IMPROVEMENTS	E	158	WASTE TRANSFER SITES EXEMPT	Exempt Total: 155,520
5150000	NE-1-23-23-4	140.00 Acres		100%	Alberta School Foundation Fund	
						C Corporation
	F	LAND	T	1	FARMLAND	Taxable Total: 28,870
				100%	Alberta School Foundation Fund	
5150010	1210294 1 1	NE-1-23-23-4 20.00 Acres				SOUTHERN PART
	230042 HWY 1					I Individual
	F	LAND & IMPROVEMENTS	T	1	FARMLAND	2,230
	R		T	103	RESIDENTIAL LAND & IMPROVEMENTS	215,970
						Taxable Total: 218,200
	R		E	901	RURAL RESIDENCE EXEMPTION (RAP)	2,230
	R		E	903	FARM BUILDING EXEMPT	7,040
				100%	Alberta School Foundation Fund	Exempt Total: 9,270
						Totals: 227,470
5151000	NW-1-23-23-4	160.00 Acres				I Individual
	F	LAND	T	1	FARMLAND	Taxable Total: 27,670
				100%	Alberta School Foundation Fund	
5152000	SE-1-23-23-4	151.21 Acres				I Individual
	230002 HWY 1					
	F	LAND & IMPROVEMENTS	T	1	FARMLAND	26,890
	R		T	103	RESIDENTIAL LAND & IMPROVEMENTS	401,390
						Taxable Total: 428,280
	R		E	901	RURAL RESIDENCE EXEMPTION (RAP)	92,310
				100%	Alberta School Foundation Fund	Totals: 520,590
5153000	SW-1-23-23-4	150.00 Acres				I Individual
	F	LAND	T	1	FARMLAND	Taxable Total: 29,340
				100%	Alberta School Foundation Fund	
5154000	NE-2-23-23-4	136.20 Acres				C Corporation



2019 Assessment Roll (Valuation Date 1-July, 2019) 2020 Taxation Year, Wheatland County

Assessment Year: 2019
Tax Year: 2020

Roll	Legal Address				Total
	F	LAND	T 1	FARMLAND	
				100% Alberta School Foundation Fund	Taxable Total: 31,150
5155000	9310489 1	NE-2-23-23-4 46.00 Acres			37 ACRES OUT OF SE 11 23 23
		230076 RGE RD 231			I Individual
	F	LAND & IMPROVEMENTS	T 1	FARMLAND	3,010
	R		T 103	RESIDENTIAL LAND & IMPROVEMENTS	185,900
					Taxable Total: 188,910
	R		E 901	RURAL RESIDENCE EXEMPTION (RAP)	3,010
	R		E 903	FARM BUILDING EXEMPT	16,020
				100% Alberta School Foundation Fund	Exempt Total: 19,030
					Totals: 207,940
5156000	NE-2-23-23-4	10.35 Acres			SOUTHWEST CORNER
					I Individual
	F	LAND	T 1	FARMLAND	
				100% Alberta School Foundation Fund	Taxable Total: 1,620
5157000	NW-2-23-23-4	95.00 Acres			SOUTHWEST OF CANAL
					I Individual
	F	LAND	T 1	FARMLAND	
				100% Alberta School Foundation Fund	Taxable Total: 9,080
5158000	NW-2-23-23-4	57.25 Acres			NORTHEAST OF CANAL
					C Corporation
	F	LAND	T 1	FARMLAND	
				100% Alberta School Foundation Fund	Taxable Total: 10,020
5159000	SE-2-23-23-4	139.68 Acres			
		230008 RGE RD 231			I Individual
	F	LAND & IMPROVEMENTS	T 1	FARMLAND	23,710
	R		T 103	RESIDENTIAL LAND & IMPROVEMENTS	222,360
					Taxable Total: 246,070
	R		E 901	RURAL RESIDENCE EXEMPTION (RAP)	26,140
				100% Alberta School Foundation Fund	Totals: 272,210
5159010	1111032 1 1	SE-2-23-23-4 5.91 Acres			NE Corner - E of WaterWay
					I Individual
	F	LAND	T 1	FARMLAND	
				100% Alberta School Foundation Fund	Taxable Total: 810
5159500	IRR483 RW 23	SE-2-23-23-4 6.30 Acres			Canal ROW - East side
					C Corporation



2019 Assessment Roll (Valuation Date 1-July, 2019) 2020 Taxation Year, Wheatland County

Assessment Year: 2019
Tax Year: 2020

Roll	Legal Address					Total
	NR	LAND	E	167	WESTERN IRRIGATION DIST EXEMPT 100% Alberta School Foundation Fund	Exempt Total: 6,720
5159510	IRR88 RW 23	SE-2-23-23-4	19.22 Acres			Canal ROW-SE8.32;NW7.75;NE3.15 C Corporation
	NR	LAND	E	167	WESTERN IRRIGATION DIST EXEMPT 100% Alberta School Foundation Fund	Exempt Total: 20,500
5160000	1810930 1 1	SW-2-23-23-4	127.23 Acres			I Individual
	F	LAND & IMPROVEMENTS	T	1	FARMLAND	24,140
	R		T	103	RESIDENTIAL LAND & IMPROVEMENTS	726,690
	R		E	901	RURAL RESIDENCE EXEMPTION (RAP) 100% Alberta School Foundation Fund	Taxable Total: 750,830 92,310
						Totals: 843,140
5161000	SW-2-23-23-4	21.26 Acres				I Individual
	F	LAND	T	1	FARMLAND	Taxable Total: 3,170
					100% Alberta School Foundation Fund	
5161500	IRR110 RW 23	SW-2-23-23-4	11.51 Acres			CANAL RIGHT OF WAY SOUTHERNLY I Individual
	NR	LAND	E	167	WESTERN IRRIGATION DIST EXEMPT 100% Alberta School Foundation Fund	Exempt Total: 12,280
5161510	1810925 RW 23	SW-2-23-23-4	0.40 Acres			CANAL R-O-W NORTH of R#5161500 I Individual
	NR	LAND	E	167	WESTERN IRRIGATION DIST EXEMPT 100% Alberta School Foundation Fund	Exempt Total: 430
5162000	NE-3-23-23-4	152.83 Acres				NORTHWEST OF CANAL I Individual
	F	LAND	T	1	FARMLAND	Taxable Total: 33,730
					100% Alberta School Foundation Fund	
5163000	NE-3-23-23-4	3.70 Acres				SW CORNER I Individual
	F	LAND	T	1	FARMLAND	Taxable Total: 520
					100% Alberta School Foundation Fund	
5164000	NW-3-23-23-4	83.92 Acres				NORTHWEST OF CANAL I Individual
	F	LAND	T	1	FARMLAND	Taxable Total: 18,520



2019 Assessment Roll (Valuation Date 1-July, 2019) 2020 Taxation Year, Wheatland County

Assessment Year: 2019
Tax Year: 2020

Roll	Legal Address						Total
	100% Alberta School Foundation Fund						
5164500	1512670 RW 23	NW-3-23-23-4	26.64 Acres			Canal ROW-Sec 3 & 2.28ac NE 4 C Corporation	
	NR	LAND		E	167	WESTERN IRRIGATION DIST EXEMPT	28,420
	100% Alberta School Foundation Fund						
5165000	NW-3-23-23-4		60.26 Acres			SOUTHWEST OF CANAL I Individual	
	F	LAND		T	1	FARMLAND	10,210
	100% Alberta School Foundation Fund						
5166000	SE-3-23-23-4		77.25 Acres			WEST HALF I Individual	
	F	LAND		T	1	FARMLAND	14,440
	100% Alberta School Foundation Fund						
5167000	SE-3-23-23-4		42.86 Acres			E 1/2 SOUTH OF CANAL I Individual	
	F	LAND		T	1	FARMLAND	6,760
	100% Alberta School Foundation Fund						
5168000	SE-3-23-23-4		29.50 Acres			NORTH WEST OF CANAL I Individual	
	F	LAND		T	1	FARMLAND	5,850
	100% Alberta School Foundation Fund						
5169000	SW-3-23-23-4		158.84 Acres			I Individual	
	F	LAND		T	1	FARMLAND	33,530
	100% Alberta School Foundation Fund						
5170000	NE-4-23-23-4		155.20 Acres			SOUTH EAST OF CANAL C Corporation	
	F	LAND		T	1	FARMLAND	36,570
	100% Alberta School Foundation Fund						
5171000	NE-4-23-23-4		1.62 Acres			NORTH WEST OF CANAL I Individual	
	F	LAND		T	1	FARMLAND	260
	100% Alberta School Foundation Fund						
5172000	NW-4-23-23-4		97.36 Acres			NORTH HALF C Corporation	



2019 Assessment Roll (Valuation Date 1-July, 2019) 2020 Taxation Year, Wheatland County

Assessment Year: 2019
Tax Year: 2020

Roll	Legal Address						Total
	F	LAND	T	1	FARMLAND	Taxable Total:	9,820
5173000	NW-4-23-23-4	62.64 Acres			100% Alberta School Foundation Fund	LSD 11 & S 1/2 LSD 12 C Corporation	
	F	LAND	T	1	FARMLAND	Taxable Total:	11,610
5175000	SE-4-23-23-4	157.91 Acres			100% Alberta School Foundation Fund	C Corporation	
	F	LAND	T	1	FARMLAND	Taxable Total:	36,890
5176000	SW-4-23-23-4	158.91 Acres			100% Alberta School Foundation Fund	C Corporation	
	F	LAND	T	1	FARMLAND	Taxable Total:	38,210
5177000	NE-5-23-23-4	160.00 Acres			100% Alberta School Foundation Fund	C Corporation	
	F	LAND	T	1	FARMLAND	Taxable Total:	11,090
5178000	NW-5-23-23-4	150.90 Acres			100% Alberta School Foundation Fund	C Corporation	
	F	LAND	T	1	FARMLAND	Taxable Total:	10,740
5179000	SE-5-23-23-4	158.52 Acres			100% Alberta School Foundation Fund	NORTH OF RAILWAY C Corporation	
	F	LAND	T	1	FARMLAND	Taxable Total:	32,850
5180000	SW-5-23-23-4	130.33 Acres			100% Alberta School Foundation Fund	NORTH OF RAILWAY & RESERVE C Corporation	
	F	LAND	T	1	FARMLAND	Taxable Total:	10,420
5181000	NE-6-23-23-4	159.50 Acres			100% Alberta School Foundation Fund	SOUTH OF LAKE P Provincial	
	NR	LAND	E	157	PUBLIC PARKS EXEMPT	Exempt Total:	479,380
					100% Alberta School Foundation Fund		



2019 Assessment Roll (Valuation Date 1-July, 2019) 2020 Taxation Year, Wheatland County

Assessment Year: 2019
Tax Year: 2020

Roll	Legal Address	Total
5182000	NW-6-23-23-4 123.00 Acres	SOUTH OF LAKE P Provincial
	NR LAND E 157 PUBLIC PARKS EXEMPT 100% Alberta School Foundation Fund	Exempt Total: 510,120
5183000	SE-6-23-23-4 99.38 Acres	NORTH OF RAILWAY I Individual
	NR LAND E 150 CROWN LAND & IMPR. EXEMPT 100% Alberta School Foundation Fund	Exempt Total: 413,120
5184000	RY11 RLY 23 S -6-23-23-4 25.24 Acres	RAILWAY M Municipal
	NR LAND E 155 WHEATLAND COUNTY EXEMPT 100% Alberta School Foundation Fund	Exempt Total: 135,040
5185000	SW-6-23-23-4 67.38 Acres	NORTH OF RAILWAY I Individual
	NR LAND E 150 CROWN LAND & IMPR. EXEMPT 100% Alberta School Foundation Fund	Exempt Total: 408,790
5187000	9911155 3 2 NE-7-23-23-4 137.18 Acres 235027 TWP RD 232	EAST OF RESERVE C Corporation
	F LAND & IMPROVEMENTS T 1 FARMLAND R T 103 RESIDENTIAL LAND & IMPROVEMENTS	32,470 335,830
	R E 901 RURAL RESIDENCE EXEMPTION (RAP) 100% Alberta School Foundation Fund	Taxable Total: 368,300 30,770 Totals: 399,070
5187020	9911154 3 1 NE-7-23-23-4 4.50 Acres 235039 TWP RD 232	NORTHWEST CORNER OF LSD 15 I Individual
	F LAND & IMPROVEMENTS T 1 FARMLAND R T 103 RESIDENTIAL LAND & IMPROVEMENTS	350 541,450
	R E 901 RURAL RESIDENCE EXEMPTION (RAP) 100% Alberta School Foundation Fund	Taxable Total: 541,800 350 Totals: 542,150
5188000	NW-7-23-23-4 148.00 Acres	NORTH OF LAKE P Provincial
	NR LAND E 157 PUBLIC PARKS EXEMPT 100% Alberta School Foundation Fund	Exempt Total: 552,340
5188010	IRR656 RW 23 W -7-23-23-4 6.50 Acres	W SIDE LSD 11 & 14 P Provincial



2019 Assessment Roll (Valuation Date 1-July, 2019) 2020 Taxation Year, Wheatland County

Assessment Year: 2019
Tax Year: 2020

Roll	Legal Address					Total
	NR	LAND	E 167	WESTERN IRRIGATION DIST EXEMPT	Exempt Total:	6,930
			100%	Alberta School Foundation Fund		
5189000	SE-7-23-23-4	70.70 Acres			WEST PORTION	
	231022 RGE RD 235				I Individual	
	F	LAND & IMPROVEMENTS	T 1	FARMLAND		15,430
	R		T 103	RESIDENTIAL LAND & IMPROVEMENTS		563,760
					Taxable Total:	579,190
	R		E 901	RURAL RESIDENCE EXEMPTION (RAP)		61,540
			100%	Alberta School Foundation Fund	Totals:	640,730
5189010	8911664 1	E -7-23-23-4 65.30 Acres			EAST OF LAKE	
					P Provincial	
	NR	LAND	E 154	OTHER PROV. IMP EXEMPT	Exempt Total:	375,640
			100%	Alberta School Foundation Fund		
5190000	SW-7-23-23-4	11.50 Acres			NE CORNER	
					P Provincial	
	NR	LAND	E 150	CROWN LAND & IMPR. EXEMPT	Exempt Total:	196,870
			100%	Alberta School Foundation Fund		
5191000	NE-8-23-23-4	151.10 Acres			SOUTH OF CANAL	
					C Corporation	
	F	LAND	T 1	FARMLAND	Taxable Total:	10,240
			100%	Alberta School Foundation Fund		
5192000	NW-8-23-23-4	114.60 Acres			WEST OF CANAL	
					I Individual	
	F	LAND	T 1	FARMLAND	Taxable Total:	22,400
			100%	Alberta School Foundation Fund		
5193000	NW-8-23-23-4	34.70 Acres			EAST OF CANAL	
					C Corporation	
	F	LAND	T 1	FARMLAND	Taxable Total:	2,490
			100%	Alberta School Foundation Fund		
5194000	SE-8-23-23-4	160.00 Acres			C Corporation	
	F	LAND	T 1	FARMLAND	Taxable Total:	10,240
			100%	Alberta School Foundation Fund		
5195000	SW-8-23-23-4	99.00 Acres			WEST OF CANAL	
	231027 RGE RD 235				I Individual	
	F	LAND & IMPROVEMENTS	T 1	FARMLAND		19,900



2019 Assessment Roll (Valuation Date 1-July, 2019) 2020 Taxation Year, Wheatland County

Assessment Year: 2019
Tax Year: 2020

Roll	Legal Address				Total
	R	T 103	RESIDENTIAL LAND & IMPROVEMENTS		320,100
				Taxable Total:	340,000
	R	E 901	RURAL RESIDENCE EXEMPTION (RAP)		42,300
		100%	Alberta School Foundation Fund	Totals:	382,300
5195010	0714753 1 1 SW-8-23-23-4 4.00 Acres 231033 RGE RD 235			N.W. Corner LSD 5 I Individual	
	R LAND & IMPROVEMENTS	T 103	RESIDENTIAL LAND & IMPROVEMENTS	Taxable Total:	434,300
		100%	Alberta School Foundation Fund		
5196000	SW-8-23-23-4 47.60 Acres			SOUTH AND EAST OF CANAL C Corporation	
	F LAND	T 1	FARMLAND	Taxable Total:	2,850
		100%	Alberta School Foundation Fund		
5197000	NE-9-23-23-4 85.61 Acres			EAST OF CANAL I Individual	
	F LAND	T 1	FARMLAND	Taxable Total:	19,520
		100%	Alberta School Foundation Fund		
5197010	0413183 1 1 NE-9-23-23-4 2.88 Acres 233025 TWP RD 232			East of Canal, NE Corner LSD15 I Individual	
	R LAND & IMPROVEMENTS	T 103	RESIDENTIAL LAND & IMPROVEMENTS	Taxable Total:	440,400
		100%	Alberta School Foundation Fund		
5198000	NE-9-23-23-4 58.59 Acres			WEST OF CANAL C Corporation	
	F LAND	T 1	FARMLAND	Taxable Total:	10,050
		100%	Alberta School Foundation Fund		
5198500	1512670 RW 23 E-9-23-23-4 20.44 Acres			Canal ROW-E part Sec. 9 C Corporation	
	NR LAND	E 167	WESTERN IRRIGATION DIST EXEMPT	Exempt Total:	21,800
		100%	Alberta School Foundation Fund		
5199000	NE-9-23-23-4 0.01 Acres			SOUTH WEST CORNER I Individual	
	R LAND	T 104	RESIDENTIAL VACANT LAND	Taxable Total:	500
		100%	Alberta School Foundation Fund		
5200000	NW-9-23-23-4 147.24 Acres			I Individual	
	F LAND	T 1	FARMLAND	Taxable Total:	23,040



2019 Assessment Roll (Valuation Date 1-July, 2019) 2020 Taxation Year, Wheatland County

Assessment Year: 2019
Tax Year: 2020

Roll	Legal Address					Total
		100% Alberta School Foundation Fund				
5200010	0214083 1 1 NW-9-23-23-4 4.35 Acres 231077 RGE RD 234				NORTH WEST CORNER I Individual	
	R LAND & IMPROVEMENTS	T 103	RESIDENTIAL LAND & IMPROVEMENTS	Taxable Total:		470,100
		100% Alberta School Foundation Fund				
5200500	1911557 2 2 N-9-23-23-4 7.26 Acres				CANAL ALONG NORTH EDGE I Individual	
	NR LAND	E 167	WESTERN IRRIGATION DIST EXEMPT	Exempt Total:		7,360
		100% Alberta School Foundation Fund				
5201000	SE-9-23-23-4 93.44 Acres				WEST OF CANAL I Individual	
	F LAND	T 1	FARMLAND	Taxable Total:		21,120
		100% Alberta School Foundation Fund				
5202000	SE-9-23-23-4 51.30 Acres				EAST OF CANAL I Individual	
	F LAND	T 1	FARMLAND	Taxable Total:		11,030
		100% Alberta School Foundation Fund				
5202010	0815803 1 1 SE-9-23-23-4 5.00 Acres				N PTN LSD 8 I Individual	
	F LAND	T 1	FARMLAND	Taxable Total:		380
		100% Alberta School Foundation Fund				
5203000	SW-9-23-23-4 160.00 Acres				C Corporation	
	F LAND	T 1	FARMLAND	Taxable Total:		22,670
		100% Alberta School Foundation Fund				
5204000	NE-10-23-23-4 77.28 Acres				EAST OF CANAL,SOUTH OF ROAD C Corporation	
	F LAND	T 1	FARMLAND	Taxable Total:		11,320
		100% Alberta School Foundation Fund				
5205000	NE-10-23-23-4 65.22 Acres				WEST OF CANAL I Individual	
	F LAND	T 1	FARMLAND	Taxable Total:		14,600
		100% Alberta School Foundation Fund				
5206000	9110981 1 NE-10-23-23-4 9.70 Acres				NORTH EAST CORNER I Individual	



2019 Assessment Roll (Valuation Date 1-July, 2019) 2020 Taxation Year, Wheatland County

Assessment Year: 2019
Tax Year: 2020

Roll	Legal Address					Total
	F	LAND	T	1	FARMLAND	Taxable Total: 800
5207000	NW-10-23-23-4	159.00 Acres			100% Alberta School Foundation Fund	
					I Individual	
	F	LAND	T	1	FARMLAND	Taxable Total: 35,470
5208000	SE-10-23-23-4	80.51 Acres			100% Alberta School Foundation Fund	
					WEST OF CANAL	
					I Individual	
	F	LAND	T	1	FARMLAND	Taxable Total: 18,340
5209000	SE-10-23-23-4	70.68 Acres			100% Alberta School Foundation Fund	
					EAST OF CANAL	
					I Individual	
	F	LAND	T	1	FARMLAND	Taxable Total: 8,600
5210000	SW-10-23-23-4	160.00 Acres			100% Alberta School Foundation Fund	
					I Individual	
	F	LAND	T	1	FARMLAND	Taxable Total: 37,170
5211000	NE-11-23-23-4	159.00 Acres			100% Alberta School Foundation Fund	
					I Individual	
	F	LAND	T	1	FARMLAND	Taxable Total: 24,750
5212000	NW-11-23-23-4	154.24 Acres			100% Alberta School Foundation Fund	
		231069 RGE RD 232			I Individual	
	F	LAND & IMPROVEMENTS	T	1	FARMLAND	25,560
	R		T	103	RESIDENTIAL LAND & IMPROVEMENTS	355,890
					Taxable Total:	381,450
	R		E	901	RURAL RESIDENCE EXEMPTION (RAP)	54,110
					100% Alberta School Foundation Fund	
					Totals:	435,560
5212010	9110093 1 NW-11-23-23-4	3.83 Acres			NORTH WEST CORNER	
		231079 TWP RD 232			I Individual	
	F	LAND & IMPROVEMENTS	T	1	FARMLAND	60
	R		T	103	RESIDENTIAL LAND & IMPROVEMENTS	443,280
					Taxable Total:	443,340
	R		E	901	RURAL RESIDENCE EXEMPTION (RAP)	76,420
					Totals:	519,760



2019 Assessment Roll (Valuation Date 1-July, 2019) 2020 Taxation Year, Wheatland County

Assessment Year: 2019
Tax Year: 2020

Roll	Legal Address	100% Alberta School Foundation Fund				Total
5213000	SE-11-23-23-4 123.00 Acres				NORTH 2030 FEET I Individual	
	F LAND	T 1	FARMLAND	Taxable Total:		22,460
			100% Alberta School Foundation Fund			
5214000	SW-11-23-23-4 159.85 Acres				C Corporation	
	F LAND	T 1	FARMLAND	Taxable Total:		22,410
			100% Alberta School Foundation Fund			
5215000	NE-12-23-23-4 159.03 Acres				I Individual	
	F LAND	T 1	FARMLAND	Taxable Total:		32,870
			100% Alberta School Foundation Fund			
5216000	NW-12-23-23-4 159.23 Acres 230059 TWP RD 232				I Individual	
	F LAND & IMPROVEMENTS	T 1	FARMLAND			35,410
	R	T 103	RESIDENTIAL LAND & IMPROVEMENTS			262,460
				Taxable Total:		297,870
	R	E 901	RURAL RESIDENCE EXEMPTION (RAP)			61,540
	R	E 903	FARM BUILDING EXEMPT			8,740
			100% Alberta School Foundation Fund	Exempt Total:		70,280
				Totals:		368,150
5217000	SE-12-23-23-4 154.95 Acres 231028 HWY 1				I Individual	
	F LAND & IMPROVEMENTS	T 1	FARMLAND			34,480
	R	T 103	RESIDENTIAL LAND & IMPROVEMENTS			284,130
				Taxable Total:		318,610
	R	E 901	RURAL RESIDENCE EXEMPTION (RAP)			30,770
			100% Alberta School Foundation Fund	Totals:		349,380
5218000	SW-12-23-23-4 160.00 Acres				I Individual	
	F LAND	T 1	FARMLAND	Taxable Total:		39,240
			100% Alberta School Foundation Fund			
5219000	NE-13-23-23-4 160.00 Acres 232064 HWY 1				I Individual	
	F LAND & IMPROVEMENTS	T 1	FARMLAND			31,130
	R	T 103	RESIDENTIAL LAND & IMPROVEMENTS			344,070



2019 Assessment Roll (Valuation Date 1-July, 2019) 2020 Taxation Year, Wheatland County

Assessment Year: 2019
Tax Year: 2020

Roll	Legal Address				Total
	R		E 901	RURAL RESIDENCE EXEMPTION (RAP)	Taxable Total: 375,200
	R		E 903	FARM BUILDING EXEMPT	31,130
			100%	Alberta School Foundation Fund	265,900
					Exempt Total: 297,030
					Totals: 672,230
5220000	NW-13-23-23-4	153.94 Acres			I Individual
	F LAND		T 1	FARMLAND	Taxable Total: 33,350
			100%	Alberta School Foundation Fund	
5221000	SE-13-23-23-4	159.02 Acres			I Individual
	F LAND		T 1	FARMLAND	Taxable Total: 29,140
			100%	Alberta School Foundation Fund	
5222000	SW-13-23-23-4	158.94 Acres			I Individual
	F LAND		T 1	FARMLAND	Taxable Total: 32,490
			100%	Alberta School Foundation Fund	
5223000	NE-14-23-23-4	152.67 Acres			I Individual
	F LAND		T 1	FARMLAND	Taxable Total: 25,120
			100%	Alberta School Foundation Fund	
5224000	NW-14-23-23-4	160.00 Acres			I Individual
	F LAND		T 1	FARMLAND	Taxable Total: 32,770
			100%	Alberta School Foundation Fund	
5225000	SE-14-23-23-4	157.70 Acres			I Individual
	F LAND		T 1	FARMLAND	Taxable Total: 31,860
			100%	Alberta School Foundation Fund	
5226000	SW-14-23-23-4	137.60 Acres			I Individual
	232017 RGE RD 232				
	F LAND & IMPROVEMENTS		T 1	FARMLAND	26,690
	R		T 103	RESIDENTIAL LAND & IMPROVEMENTS	547,260
					Taxable Total: 573,950
	R		E 901	RURAL RESIDENCE EXEMPTION (RAP)	61,540
					Totals: 635,490



2019 Assessment Roll (Valuation Date 1-July, 2019) 2020 Taxation Year, Wheatland County

Assessment Year: 2019
Tax Year: 2020

Roll	Legal Address	100% Alberta School Foundation Fund				Total
5226500	IRR494 RW OT SW-14-23-23-4 26.50 Acres	CANAL:SW18.1ac;NE7.1ac;SE1.3ac C Corporation				
	NR LAND	E 167	WESTERN IRRIGATION DIST EXEMPT 100% Alberta School Foundation Fund		Exempt Total:	28,270
5226510	IRR1288 RW 23 SW-14-23-23-4 3.32 Acres	CANAL ROW ON EASTERLY SIDE C Corporation				
	NR LAND	E 167	WESTERN IRRIGATION DIST EXEMPT 100% Alberta School Foundation Fund		Exempt Total:	3,540
5227000	1313189 1 1 NE-15-23-23-4 156.87 Acres	I Individual				
	F LAND	T 1	FARMLAND 100% Alberta School Foundation Fund		Taxable Total:	32,880
5227010	NE-15-23-23-4 3.91 Acres	I Individual				
	NR LAND	E 167	WESTERN IRRIGATION DIST EXEMPT 100% Alberta School Foundation Fund		Exempt Total:	4,170
5227015	NE-15-23-23-4 0.64 Acres	C Corporation				
	R LAND	T 104	RESIDENTIAL VACANT LAND 100% Alberta School Foundation Fund		Taxable Total:	11,500
5228000	NW-15-23-23-4 159.97 Acres	I Individual				
	F LAND	T 1	FARMLAND 100% Alberta School Foundation Fund		Taxable Total:	34,450
5229000	1313189 2 1 SE-15-23-23-4 141.91 Acres	I Individual				
	F LAND	T 1	FARMLAND 100% Alberta School Foundation Fund		Taxable Total:	28,550
5229010	9913367 A SE-15-23-23-4 19.38 Acres	I Individual				
	NR LAND	E 167	WESTERN IRRIGATION DIST EXEMPT 100% Alberta School Foundation Fund		Exempt Total:	108,720
5230000	SW-15-23-23-4 134.40 Acres	EAST OF ROAD I Individual				
	F LAND	T 1	FARMLAND		Taxable Total:	28,740



2019 Assessment Roll (Valuation Date 1-July, 2019) 2020 Taxation Year, Wheatland County

Assessment Year: 2019
Tax Year: 2020

Roll	Legal Address					Total
100% Alberta School Foundation Fund						
5231000	SW-15-23-23-4	20.08 Acres				WEST OF ROAD I Individual
	F	LAND	T	1	FARMLAND	Taxable Total: 2,510
100% Alberta School Foundation Fund						
5232000	NE-16-23-23-4	65.30 Acres				WEST OF CANAL C Corporation
	F	LAND	T	1	FARMLAND	Taxable Total: 4,530
100% Alberta School Foundation Fund						
5233000	NE-16-23-23-4 232080 RGE RD 233	64.87 Acres				EAST OF CANAL I Individual
	F	LAND & IMPROVEMENTS	T	1	FARMLAND	12,490
	R		T	103	RESIDENTIAL LAND & IMPROVEMENTS	559,750
	R		E	901	RURAL RESIDENCE EXEMPTION (RAP)	Taxable Total: 572,240
100% Alberta School Foundation Fund						50,550
						Totals: 622,790
5234000	NE-16-23-23-4	14.90 Acres				SOUTHERLY CANAL & S OF CANAL C Corporation
	F	LAND	T	1	FARMLAND	Taxable Total: 1,030
100% Alberta School Foundation Fund						
5235000	NW-16-23-23-4	158.30 Acres				C Corporation
	F	LAND	T	1	FARMLAND	Taxable Total: 31,710
100% Alberta School Foundation Fund						
5236000	SE-16-23-23-4 233016 TWP RD 232	55.63 Acres				EAST OF CANAL I Individual
	F	LAND & IMPROVEMENTS	T	1	FARMLAND	4,400
	R		T	103	RESIDENTIAL LAND & IMPROVEMENTS	464,290
	R		E	901	RURAL RESIDENCE EXEMPTION (RAP)	Taxable Total: 468,690
100% Alberta School Foundation Fund						6,910
						Totals: 475,600
5236010	9411197 1 SE-16-23-23-4 233030 TWP RD 232	23.66 Acres				SOUTH EAST OF CANAL Former Hammer Hill Trees & Landscaping I Individual
	F	LAND & IMPROVEMENTS	T	1	FARMLAND	2,910
	R		T	103	RESIDENTIAL LAND & IMPROVEMENTS	369,660
						Taxable Total: 372,570



2019 Assessment Roll (Valuation Date 1-July, 2019) 2020 Taxation Year, Wheatland County

Assessment Year: 2019
Tax Year: 2020

Roll	Legal Address					Total
	R		E	901	RURAL RESIDENCE EXEMPTION (RAP)	2,910
	R		E	903	FARM BUILDING EXEMPT	20,030
				100%	Alberta School Foundation Fund	22,940
					Exempt Total:	
					Totals:	395,510
5237000	SE-16-23-23-4	56.17 Acres			WEST OF CANAL C Corporation	
	F	LAND	T	1	FARMLAND	3,900
				100%	Alberta School Foundation Fund	
5238000	SW-16-23-23-4	159.00 Acres			C Corporation	
	F	LAND	T	1	FARMLAND	11,090
				100%	Alberta School Foundation Fund	
5239000	NE-17-23-23-4	160.00 Acres			I Individual	
	F	LAND	T	1	FARMLAND	25,620
				100%	Alberta School Foundation Fund	
5240000	NW-17-23-23-4	160.00 Acres			I Individual	
	F	LAND	T	1	FARMLAND	25,840
				100%	Alberta School Foundation Fund	
5241000	SE-17-23-23-4	158.94 Acres			I Individual	
	F	LAND	T	1	FARMLAND	22,420
				100%	Alberta School Foundation Fund	
5242000	SW-17-23-23-4	79.52 Acres			LSD 3 & 6 I Individual	
	F	LAND	T	1	FARMLAND	7,470
				100%	Alberta School Foundation Fund	
5243000	SW-17-23-23-4	79.52 Acres			WEST HALF I Individual	
	F	LAND	T	1	FARMLAND	18,700
				100%	Alberta School Foundation Fund	
5244000	NE-18-23-23-4	157.95 Acres			I Individual	
	F	LAND	T	1	FARMLAND	29,630



2019 Assessment Roll (Valuation Date 1-July, 2019) 2020 Taxation Year, Wheatland County

Assessment Year: 2019
Tax Year: 2020

Roll	Legal Address				Total
100% Alberta School Foundation Fund					
5245000	NW-18-23-23-4	90.34 Acres		I Individual	
	F LAND		T 1 FARMLAND	Taxable Total:	19,620
100% Alberta School Foundation Fund					
5245010	1511176 1 2 NW-18-23-23-4	3.63 Acres		S of Canal, NW Corner	
	232071 RGE RD 240			I Individual	
	R LAND & IMPROVEMENTS		T 103 RESIDENTIAL LAND & IMPROVEMENTS	Taxable Total:	479,800
100% Alberta School Foundation Fund					
5245020	1912003 2 1 NW-18-23-23-4	27.10 Acres		Westerly Part	
	232069 RGE RD 240			I Individual	
	F LAND		T 1 FARMLAND		3,720
	R		T 104 RESIDENTIAL VACANT LAND		126,000
100% Alberta School Foundation Fund					
				Taxable Total:	129,720
5246000	NW-18-23-23-4	22.80 Acres		NORTH OR ROADWAY & CANAL R OFW	
				I Individual	
	F LAND		T 1 FARMLAND	Taxable Total:	4,600
100% Alberta School Foundation Fund					
5246010	IRR67 NW-18-23-23-4	14.52 Acres			
				I Individual	
	NR LAND		E 167 WESTERN IRRIGATION DIST EXEMPT	Exempt Total:	84,700
100% Alberta School Foundation Fund					
5247000	SE-18-23-23-4	150.69 Acres		NORTH OF ROADWAY & CANAL ROF W	
	235032A TWP RD 232			I Individual	
	F LAND & IMPROVEMENTS		T 1 FARMLAND		33,580
	R		T 103 RESIDENTIAL LAND & IMPROVEMENTS		433,170
				Taxable Total:	466,750
	R		E 901 RURAL RESIDENCE EXEMPTION (RAP)		92,310
	R		E 903 FARM BUILDING EXEMPT		40,080
100% Alberta School Foundation Fund					
				Exempt Total:	132,390
				Totals:	599,140
5248000	SE-18-23-23-4	5.30 Acres		SOUTHWEST CORNER	
	235040 TWP RD 232			I Individual	
	R LAND & IMPROVEMENTS		T 103 RESIDENTIAL LAND & IMPROVEMENTS		519,960
	R		E 901 RURAL RESIDENCE EXEMPTION (RAP)		61,540
				Totals:	581,500



2019 Assessment Roll (Valuation Date 1-July, 2019) 2020 Taxation Year, Wheatland County

Assessment Year: 2019
Tax Year: 2020

Roll	Legal Address	100% Alberta School Foundation Fund	Total
5249000	SW-18-23-23-4 156.36 Acres	I Individual	
	F LAND	T 1 FARMLAND 100% Alberta School Foundation Fund	Taxable Total: 31,980
5249010	IRR81 N -18-23-23-4 4.51 Acres	CANAL R OF W N 1/2 & SE1/4SOFA I Individual	
	NR LAND	E 167 WESTERN IRRIGATION DIST EXEMPT 100% Alberta School Foundation Fund	Exempt Total: 139,590
5249020	0212628 1 1 SW-18-23-23-4 1.54 Acres 232041 RGE RD 240	NORTHWEST CORNER I Individual	
	R LAND & IMPROVEMENTS	T 103 RESIDENTIAL LAND & IMPROVEMENTS 100% Alberta School Foundation Fund	Taxable Total: 260,200
5250000	E -19-23-23-4 217.86 Acres	EAST OF CANAL I Individual	
	F LAND	T 1 FARMLAND 100% Alberta School Foundation Fund	Taxable Total: 39,010
5250010	IRR67 RW 23 AL-19-23-23-4 48.23 Acres	LSD 3,2,7,10,15,16 P Provincial	
	NR LAND	E 167 WESTERN IRRIGATION DIST EXEMPT 100% Alberta School Foundation Fund	Exempt Total: 324,460
5251000	NE-19-23-23-4 37.72 Acres	WEST OF CANAL I Individual	
	F LAND	T 1 FARMLAND 100% Alberta School Foundation Fund	Taxable Total: 5,890
5252000	NW-19-23-23-4 159.90 Acres	I Individual	
	F LAND	T 1 FARMLAND 100% Alberta School Foundation Fund	Taxable Total: 38,220
5254000	SE-19-23-23-4 35.06 Acres	WEST OF CANAL I Individual	
	F LAND	T 1 FARMLAND 100% Alberta School Foundation Fund	Taxable Total: 6,470
5255000	SW-19-23-23-4 107.76 Acres	NORTH 1776.98 FEET I Individual	
	F LAND	T 1 FARMLAND	Taxable Total: 27,010



2019 Assessment Roll (Valuation Date 1-July, 2019) 2020 Taxation Year, Wheatland County

Assessment Year: 2019
Tax Year: 2020

Roll	Legal Address						Total
			100% Alberta School Foundation Fund				
5255010	SW-19-23-23-4 233003 RGE RD 240	50.00 Acres				SOUTH 863.02;NORTH OF CANAL I Individual	
	F LAND & IMPROVEMENTS		T 1	FARMLAND			10,490
	R		T 103	RESIDENTIAL LAND & IMPROVEMENTS			365,810
			Taxable Total:				376,300
	R		E 901	RURAL RESIDENCE EXEMPTION (RAP)			15,090
			100% Alberta School Foundation Fund				
			Totals:				391,390
5255020	SW-19-23-23-4	0.14 Acres				S.E. CORNER P Provincial	
	NR LAND		E 167	WESTERN IRRIGATION DIST EXEMPT		Exempt Total:	150
			100% Alberta School Foundation Fund				
5256000	NE-20-23-23-4	132.96 Acres				EAST OF CANAL I Individual	
	F LAND		T 1	FARMLAND		Taxable Total:	32,160
			100% Alberta School Foundation Fund				
5258000	NW-20-23-23-4 234057 TWP RD 234	150.98 Acres				WEST OF CANAL Target Air Spraying C Corporation	
	F LAND & IMPROVEMENTS		T 1	FARMLAND			25,620
	R		T 103	RESIDENTIAL LAND & IMPROVEMENTS			218,220
	NR		T 105	NON-RESEIDENTIAL LAND & IMPROVEMENTS			420,770
			Taxable Total:				664,610
	R		E 901	RURAL RESIDENCE EXEMPTION (RAP)			61,540
	R		E 903	FARM BUILDING EXEMPT			340,690
			100% Alberta School Foundation Fund				
			Exempt Total:				402,230
			Totals:				1,066,840
5259000	NW-20-23-23-4	4.90 Acres				NORTHEAST CORNER I Individual	
	F LAND		T 1	FARMLAND		Taxable Total:	790
			100% Alberta School Foundation Fund				
5260000	E -20-23-23-4	164.76 Acres				SOUTH OF CANAL I Individual	
	F LAND		T 1	FARMLAND		Taxable Total:	38,720
			100% Alberta School Foundation Fund				
5261000	SE-20-23-23-4	9.68 Acres				NORTHEAST CORNER I Individual	



2019 Assessment Roll (Valuation Date 1-July, 2019) 2020 Taxation Year, Wheatland County

Assessment Year: 2019
Tax Year: 2020

Roll	Legal Address					Total
	F	LAND	T	1	FARMLAND	
					100% Alberta School Foundation Fund	Taxable Total: 1,760
5262000	SW-20-23-23-4	159.85 Acres				I Individual
	F	LAND	T	1	FARMLAND	Taxable Total: 30,350
					100% Alberta School Foundation Fund	
5263000	NE-21-23-23-4	80.00 Acres				LSD 9 & 10 I Individual
	F	LAND	T	1	FARMLAND	Taxable Total: 18,620
					100% Alberta School Foundation Fund	
5264000	NE-21-23-23-4	80.00 Acres				LSD 15 & 16 I Individual
	F	LAND	T	1	FARMLAND	Taxable Total: 18,160
					100% Alberta School Foundation Fund	
5265000	NW-21-23-23-4	160.00 Acres				I Individual
	F	LAND	T	1	FARMLAND	Taxable Total: 38,310
					100% Alberta School Foundation Fund	
5266000	SE-21-23-23-4	157.90 Acres				I Individual
	F	LAND	T	1	FARMLAND	Taxable Total: 32,820
					100% Alberta School Foundation Fund	
5267000	SW-21-23-23-4	149.40 Acres				I Individual
	F	LAND	T	1	FARMLAND	Taxable Total: 34,270
					100% Alberta School Foundation Fund	
5268000	NE-22-23-23-4	160.00 Acres				C Corporation
	F	LAND	T	1	FARMLAND	Taxable Total: 30,890
					100% Alberta School Foundation Fund	
5269000	NW-22-23-23-4	160.00 Acres				C Corporation
	F	LAND	T	1	FARMLAND	Taxable Total: 36,050
					100% Alberta School Foundation Fund	



2019 Assessment Roll (Valuation Date 1-July, 2019) 2020 Taxation Year, Wheatland County

Assessment Year: 2019
Tax Year: 2020

Roll	Legal Address				Total
5270000	SE-22-23-23-4	156.55 Acres		C Corporation	
	F LAND		T 1 FARMLAND	Taxable Total:	30,460
			100% Alberta School Foundation Fund		
5270010	SE-22-23-23-4	3.45 Acres		EAST SIDE OF LSD 8 P Provincial	
	NR LAND		E 167 WESTERN IRRIGATION DIST EXEMPT	Exempt Total:	3,680
			100% Alberta School Foundation Fund		
5271000	SW-22-23-23-4	160.00 Acres		Telus Tower & Fire2 AB1172 lease C Corporation	
	F LAND & IMPROVEMENTS		T 1 FARMLAND		36,970
	NR		T 105 NON-RESEIDENTIAL LAND & IMPROVEMENTS		178,800
			100% Alberta School Foundation Fund	Taxable Total:	215,770
5272000	NE-23-23-23-4	160.00 Acres		C Corporation	
	F LAND		T 1 FARMLAND	Taxable Total:	25,840
			100% Alberta School Foundation Fund		
5273000	NW-23-23-23-4	160.00 Acres		C Corporation	
	F LAND		T 1 FARMLAND	Taxable Total:	35,960
			100% Alberta School Foundation Fund		
5274000	SE-23-23-23-4	159.42 Acres		I Individual	
	F LAND		T 1 FARMLAND	Taxable Total:	33,160
			100% Alberta School Foundation Fund		
5275000	SW-23-23-23-4	160.00 Acres		C Corporation	
	F LAND		T 1 FARMLAND	Taxable Total:	31,350
			100% Alberta School Foundation Fund		
5276000	NE-24-23-23-4 233042 HWY 1	139.68 Acres		I Individual	
	F LAND & IMPROVEMENTS		T 1 FARMLAND		24,750
	R		T 103 RESIDENTIAL LAND & IMPROVEMENTS		238,360
				Taxable Total:	263,110
	R		E 901 RURAL RESIDENCE EXEMPTION (RAP)		61,540
				Totals:	324,650



2019 Assessment Roll (Valuation Date 1-July, 2019) 2020 Taxation Year, Wheatland County

Assessment Year: 2019
Tax Year: 2020

Roll	Legal Address	100% Alberta School Foundation Fund	Total
5277000	NW-24-23-23-4 159.55 Acres	I Individual	
	F LAND T 1 FARMLAND 100% Alberta School Foundation Fund	Taxable Total:	38,100
5278000	SE-24-23-23-4 158.00 Acres	I Individual	
	F LAND T 1 FARMLAND 100% Alberta School Foundation Fund	Taxable Total:	36,390
5279000	SW-24-23-23-4 150.08 Acres	I Individual	
	F LAND T 1 FARMLAND 100% Alberta School Foundation Fund	Taxable Total:	24,860
5280000	NE-25-23-23-4 150.16 Acres	I Individual	
	F LAND T 1 FARMLAND 100% Alberta School Foundation Fund	Taxable Total:	32,020
5281000	NW-25-23-23-4 160.00 Acres	C Corporation	
	F LAND T 1 FARMLAND 100% Alberta School Foundation Fund	Taxable Total:	33,620
5282000	SE-25-23-23-4 152.99 Acres	I Individual	
	F LAND T 1 FARMLAND 100% Alberta School Foundation Fund	Taxable Total:	30,500
5283000	SW-25-23-23-4 158.65 Acres	I Individual	
	F LAND T 1 FARMLAND 100% Alberta School Foundation Fund	Taxable Total:	34,870
5284000	NE-26-23-23-4 101.07 Acres	NORTH OF BLOWOUT C Corporation	
	F LAND T 1 FARMLAND 100% Alberta School Foundation Fund	Taxable Total:	23,980
5285000	NE-26-23-23-4 56.22 Acres	WID BLOWOUT I Individual	
	NR LAND E 167 WESTERN IRRIGATION DIST EXEMPT	Exempt Total:	332,430



2019 Assessment Roll (Valuation Date 1-July, 2019) 2020 Taxation Year, Wheatland County

Assessment Year: 2019
Tax Year: 2020

Roll	Legal Address						Total
			100% Alberta School Foundation Fund				
5286000	NW-26-23-23-4	160.00 Acres					
	234063 RGE RD 232						
			I Individual				
	F LAND & IMPROVEMENTS		T 1	FARMLAND			28,270
	R		T 103	RESIDENTIAL LAND & IMPROVEMENTS			308,760
			Taxable Total:				337,030
	R		E 901	RURAL RESIDENCE EXEMPTION (RAP)			61,540
			100% Alberta School Foundation Fund				
			Totals:				398,570
5287000	SE-26-23-23-4	107.54 Acres					
			SOUTH OF BLOWOUT				
			I Individual				
	F LAND		T 1	FARMLAND		Taxable Total:	25,980
			100% Alberta School Foundation Fund				
5288000	SE-26-23-23-4	52.46 Acres					
			WID BLOWOUT				
			I Individual				
	NR LAND		E 167	WESTERN IRRIGATION DIST EXEMPT		Exempt Total:	328,680
			100% Alberta School Foundation Fund				
5289000	SW-26-23-23-4	160.00 Acres					
			I Individual				
	F LAND		T 1	FARMLAND		Taxable Total:	35,110
			100% Alberta School Foundation Fund				
5290000	NE-27-23-23-4	139.99 Acres					
			I Individual				
	F LAND		T 1	FARMLAND		Taxable Total:	30,070
			100% Alberta School Foundation Fund				
5290010	0313520 1 1 NE-27-23-23-4	20.01 Acres					
	234062 RGE RD 232						
			EAST 1/2 OF LSD 9				
			I Individual				
	F LAND & IMPROVEMENTS		T 1	FARMLAND			1,470
	R		T 103	RESIDENTIAL LAND & IMPROVEMENTS			307,530
			Taxable Total:				309,000
	R		E 901	RURAL RESIDENCE EXEMPTION (RAP)			1,470
	R		E 903	FARM BUILDING EXEMPT			6,220
			100% Alberta School Foundation Fund				
			Exempt Total:				7,690
			Totals:				316,690
5291000	NW-27-23-23-4	160.00 Acres					
	234077 RGE RD 233						
			I Individual				
	F LAND & IMPROVEMENTS		T 1	FARMLAND			38,470



2019 Assessment Roll (Valuation Date 1-July, 2019) 2020 Taxation Year, Wheatland County

Assessment Year: 2019
Tax Year: 2020

Roll	Legal Address						Total
	R		T	103	RESIDENTIAL LAND & IMPROVEMENTS		408,930
						Taxable Total:	447,400
	R		E	901	RURAL RESIDENCE EXEMPTION (RAP)		30,770
	R		E	903	FARM BUILDING EXEMPT		20,000
				100%	Alberta School Foundation Fund	Exempt Total:	50,770
						Totals:	498,170
5292000	SE-27-23-23-4	156.20 Acres				I Individual	
	F	LAND	T	1	FARMLAND	Taxable Total:	17,970
				100%	Alberta School Foundation Fund		
5293000	SW-27-23-23-4	160.00 Acres				C Corporation	
	F	LAND	T	1	FARMLAND	Taxable Total:	37,100
				100%	Alberta School Foundation Fund		
5294000	NE-28-23-23-4	155.80 Acres				I Individual	
		234058 RGE RD 233					
	F	LAND & IMPROVEMENTS	T	1	FARMLAND		30,410
	R		T	103	RESIDENTIAL LAND & IMPROVEMENTS		353,080
						Taxable Total:	383,490
	R		E	901	RURAL RESIDENCE EXEMPTION (RAP)		30,770
	R		E	903	FARM BUILDING EXEMPT		24,350
				100%	Alberta School Foundation Fund	Exempt Total:	55,120
						Totals:	438,610
5295000	NW-28-23-23-4	155.81 Acres				I Individual	
		234049 RGE RD 234					
	F	LAND & IMPROVEMENTS	T	1	FARMLAND		28,090
	R		T	103	RESIDENTIAL LAND & IMPROVEMENTS		295,560
						Taxable Total:	323,650
	R		E	901	RURAL RESIDENCE EXEMPTION (RAP)		61,540
				100%	Alberta School Foundation Fund	Totals:	385,190
5296000	SE-28-23-23-4	160.00 Acres				I Individual	
	F	LAND	T	1	FARMLAND	Taxable Total:	33,410
				100%	Alberta School Foundation Fund		
5297000	SW-28-23-23-4	160.00 Acres				I Individual	
	F	LAND	T	1	FARMLAND	Taxable Total:	38,150



2019 Assessment Roll (Valuation Date 1-July, 2019) 2020 Taxation Year, Wheatland County

Assessment Year: 2019
Tax Year: 2020

Roll	Legal Address						Total	
			100% Alberta School Foundation Fund					
5298000	NE-29-23-23-4 234044A RGE RD 234	160.00 Acres				I Individual		
	F LAND & IMPROVEMENTS		T 1	FARMLAND			34,090	
	R		T 103	RESIDENTIAL LAND & IMPROVEMENTS			431,000	
						Taxable Total:	465,090	
	R		E 901	RURAL RESIDENCE EXEMPTION (RAP)			91,400	
			100% Alberta School Foundation Fund			Totals:	556,490	
5299000	NW-29-23-23-4	152.73 Acres				NORTH OF CANAL I Individual		
	F LAND		T 1	FARMLAND		Taxable Total:	36,870	
			100% Alberta School Foundation Fund					
5300000	NW-29-23-23-4	2.30 Acres				SOUTH OF CANAL C Corporation		
	F LAND		T 1	FARMLAND		Taxable Total:	230	
			100% Alberta School Foundation Fund					
5301000	SE-29-23-23-4 234026 TWP RD 234	137.94 Acres				EAST OF CANAL RIGHT OF WAY I Individual		
	F LAND & IMPROVEMENTS		T 1	FARMLAND			30,760	
	R		T 103	RESIDENTIAL LAND & IMPROVEMENTS			853,320	
						Taxable Total:	884,080	
	R		E 901	RURAL RESIDENCE EXEMPTION (RAP)			92,310	
	R		E 903	FARM BUILDING EXEMPT			10,270	
			100% Alberta School Foundation Fund			Exempt Total:	102,580	
							Totals:	986,660
5302000	SE-29-23-23-4	10.06 Acres				WEST OF CANAL C Corporation		
	F LAND		T 1	FARMLAND		Taxable Total:	1,310	
			100% Alberta School Foundation Fund					
5303000	SW-29-23-23-4	146.80 Acres				SOUTH OF CANAL C Corporation		
	F LAND		T 1	FARMLAND		Taxable Total:	19,450	
			100% Alberta School Foundation Fund					
5304000	SW-29-23-23-4	3.10 Acres				I Individual		
	F LAND		T 1	FARMLAND		Taxable Total:	500	



2019 Assessment Roll (Valuation Date 1-July, 2019) 2020 Taxation Year, Wheatland County

Assessment Year: 2019
Tax Year: 2020

Roll	Legal Address						Total
5305000	SW-29-23-23-4	0.93 Acres	100% Alberta School Foundation Fund				
			NORTH OF CANAL				
			I Individual				
	R	LAND	T	104	RESIDENTIAL VACANT LAND	Taxable Total:	1,000
100% Alberta School Foundation Fund							
5306000	NE-30-23-23-4	160.00 Acres					
			I Individual				
	F	LAND	T	1	FARMLAND	Taxable Total:	37,810
100% Alberta School Foundation Fund							
5307000	NW-30-23-23-4	160.00 Acres					
			I Individual				
	F	LAND	T	1	FARMLAND	Taxable Total:	36,330
100% Alberta School Foundation Fund							
5308000	SE-30-23-23-4	126.46 Acres					
			WEST OF CANAL				
			I Individual				
	F	LAND	T	1	FARMLAND	Taxable Total:	29,980
100% Alberta School Foundation Fund							
5309000	SE-30-23-23-4	14.34 Acres					
			EAST OF CANAL,NORTH OF ROAD				
			C Corporation				
	F	LAND	T	1	FARMLAND	Taxable Total:	1,030
100% Alberta School Foundation Fund							
5310000	SE-30-23-23-4	6.00 Acres					
			EAST OF CANAL,SOUTH OF ROAD				
			I Individual				
	F	LAND	T	1	FARMLAND	Taxable Total:	990
100% Alberta School Foundation Fund							
5311000	SE-30-23-23-4	1.60 Acres					
			SOUTHEASTERLY PART OF RD ALLOW				
			I Individual				
	F	LAND	T	1	FARMLAND	Taxable Total:	260
100% Alberta School Foundation Fund							
5312000	SW-30-23-23-4	160.00 Acres					
			I Individual				
	F	LAND	T	1	FARMLAND	Taxable Total:	35,600
100% Alberta School Foundation Fund							
5313000	NE-31-23-23-4	120.00 Acres					
	235037 TWP RD 240		W1/2 LSD9&16 & LSD'S 10 & 15				
			I Individual				



2019 Assessment Roll (Valuation Date 1-July, 2019) 2020 Taxation Year, Wheatland County

Assessment Year: 2019
Tax Year: 2020

Roll	Legal Address				Total
5313010	F	LAND & IMPROVEMENTS	T	1 FARMLAND	19,580
	R		T	103 RESIDENTIAL LAND & IMPROVEMENTS	233,120
				Taxable Total:	252,700
	R		E	901 RURAL RESIDENCE EXEMPTION (RAP)	19,580
				100% Alberta School Foundation Fund	Totals: 272,280
5313010	1410081 2 1	NE-31-23-23-4 12.23 Acres		NE corner of LSD 16	
	235080	RGE RD 235		I Individual	
5313020	F	LAND & IMPROVEMENTS	T	1 FARMLAND	940
	R		T	103 RESIDENTIAL LAND & IMPROVEMENTS	629,660
				Taxable Total:	630,600
	R		E	901 RURAL RESIDENCE EXEMPTION (RAP)	940
	R		E	903 FARM BUILDING EXEMPT	24,790
				100% Alberta School Foundation Fund	Exempt Total: 25,730
				Totals:	656,330
5313020	1410081 2 2	NE-31-23-23-4 7.81 Acres		SE corner of LSD 16	
	235066	RGE RD 235		I Individual	
5313030	F	LAND & IMPROVEMENTS	T	1 FARMLAND	470
	R		T	103 RESIDENTIAL LAND & IMPROVEMENTS	438,030
				Taxable Total:	438,500
	R		E	901 RURAL RESIDENCE EXEMPTION (RAP)	470
				100% Alberta School Foundation Fund	Totals: 438,970
5313030	1410081 2 3	NE-31-23-23-4 19.95 Acres		EASTERLY PORTION LSD 9	
				I Individual	
5314000	F	LAND	T	1 FARMLAND	1,690
				100% Alberta School Foundation Fund	
5314000	NW-31-23-23-4	140.35 Acres		NORTH OF CANAL	
				I Individual	
5315000	F	LAND	T	1 FARMLAND	10,920
				100% Alberta School Foundation Fund	
5315000	NW-31-23-23-4	12.05 Acres		SOUTH OF CANAL	
				I Individual	
5316000	F	LAND	T	1 FARMLAND	2,220
				100% Alberta School Foundation Fund	
5316000	SE-31-23-23-4	153.00 Acres		I Individual	
5316000	F	LAND	T	1 FARMLAND	23,710
				100% Alberta School Foundation Fund	



2019 Assessment Roll (Valuation Date 1-July, 2019) 2020 Taxation Year, Wheatland County

Assessment Year: 2019
Tax Year: 2020

Roll	Legal Address	Total
5317000	SW-31-23-23-4 150.70 Acres	
	I Individual	
	F LAND T 1 FARMLAND 100% Alberta School Foundation Fund	Taxable Total: 27,600
5318000	NE-32-23-23-4 135.80 Acres	
	234021 TWP RD 240	
	NORTH OF CANAL	
	I Individual	
	F LAND T 1 FARMLAND 100% Alberta School Foundation Fund	Taxable Total: 22,760
5321000	NW-32-23-23-4 154.40 Acres	
	I Individual	
	F LAND T 1 FARMLAND 100% Alberta School Foundation Fund	Taxable Total: 23,990
5322000	E -32-23-23-4 167.10 Acres	
	SE & NE SOUTH WEST OF CANAL	
	I Individual	
	F LAND T 1 FARMLAND 100% Alberta School Foundation Fund	Taxable Total: 39,800
5323000	SE-32-23-23-4 6.50 Acres	
	NORTH WEST CORNER N OF CANAL	
	I Individual	
	F LAND T 1 FARMLAND 100% Alberta School Foundation Fund	Taxable Total: 1,120
5324000	SW-32-23-23-4 146.71 Acres	
	I Individual	
	F LAND T 1 FARMLAND 100% Alberta School Foundation Fund	Taxable Total: 33,160
5324010	1610632 1 1 SW-32-23-23-4 5.16 Acres	
	NW corner	
	I Individual	
	F LAND T 1 FARMLAND 100% Alberta School Foundation Fund	Taxable Total: 370
5324020	1610632 1 2 SW-32-23-23-4 4.83 Acres	
	235027 RGE RD 235	
	South of Canal in NW corner	
	I Individual	
	R LAND & IMPROVEMENTS T 103 RESIDENTIAL LAND & IMPROVEMENTS 100% Alberta School Foundation Fund	Taxable Total: 345,000
5325000	NE-33-23-23-4 160.00 Acres	
	I Individual	
	F LAND T 1 FARMLAND	Taxable Total: 34,620



2019 Assessment Roll (Valuation Date 1-July, 2019) 2020 Taxation Year, Wheatland County

Assessment Year: 2019
Tax Year: 2020

Roll	Legal Address						Total
			100% Alberta School Foundation Fund				
5326000	NW-33-23-23-4	154.00 Acres				C Corporation	
	F LAND		T 1 FARMLAND		Taxable Total:		32,800
			100% Alberta School Foundation Fund				
5327000	SE-33-23-23-4	156.30 Acres				I Individual	
	F LAND		T 1 FARMLAND		Taxable Total:		32,820
			100% Alberta School Foundation Fund				
5328000	SW-33-23-23-4	150.50 Acres				I Individual	
	F LAND		T 1 FARMLAND		Taxable Total:		30,590
			100% Alberta School Foundation Fund				
5329000	NE-34-23-23-4	160.00 Acres				C Corporation	
	232041A TWP RD 240						
	F LAND & IMPROVEMENTS		T 1 FARMLAND				33,210
	R		T 103 RESIDENTIAL LAND & IMPROVEMENTS				929,890
					Taxable Total:		963,100
	R		E 901 RURAL RESIDENCE EXEMPTION (RAP)				92,310
	R		E 903 FARM BUILDING EXEMPT				19,200
			100% Alberta School Foundation Fund		Exempt Total:		111,510
					Totals:		1,074,610
5330000	NW-34-23-23-4	160.00 Acres				C Corporation	
	F LAND		T 1 FARMLAND		Taxable Total:		31,480
			100% Alberta School Foundation Fund				
5331000	SE-34-23-23-4	160.00 Acres				C Corporation	
	F LAND		T 1 FARMLAND		Taxable Total:		28,230
			100% Alberta School Foundation Fund				
5332000	SW-34-23-23-4	156.60 Acres				C Corporation	
	F LAND		T 1 FARMLAND		Taxable Total:		30,800
			100% Alberta School Foundation Fund				
5333000	NE-35-23-23-4	160.00 Acres				I Individual	



2019 Assessment Roll (Valuation Date 1-July, 2019) 2020 Taxation Year, Wheatland County

Assessment Year: 2019
Tax Year: 2020

Roll	Legal Address					Total
	F	LAND	T	1	FARMLAND	Taxable Total: 37,590
5334000	NW-35-23-23-4	157.00 Acres			100% Alberta School Foundation Fund	
					I Individual	
	F	LAND	T	1	FARMLAND	Taxable Total: 35,780
5334010	9111544 A NW-35-23-23-4	3.00 Acres			100% Alberta School Foundation Fund	
	231061 TWP RD 240				NORTH CENTRAL PORTION	
					I Individual	
	R	LAND & IMPROVEMENTS	T	103	RESIDENTIAL LAND & IMPROVEMENTS	Taxable Total: 318,600
5335000	SE-35-23-23-4	160.00 Acres			100% Alberta School Foundation Fund	
					C Corporation	
	F	LAND	T	1	FARMLAND	Taxable Total: 39,360
5336000	SW-35-23-23-4	160.00 Acres			100% Alberta School Foundation Fund	
					I Individual	
	F	LAND	T	1	FARMLAND	Taxable Total: 36,730
5337000	NE-36-23-23-4	120.00 Acres			100% Alberta School Foundation Fund	
	235084A HWY 1				I Individual	
	F	LAND & IMPROVEMENTS	T	1	FARMLAND	25,590
	R		T	103	RESIDENTIAL LAND & IMPROVEMENTS	655,110
					Taxable Total:	680,700
	R		E	901	RURAL RESIDENCE EXEMPTION (RAP)	25,590
					100% Alberta School Foundation Fund	Totals: 706,290
5337010	1010612 1 1 NE-36-23-23-4	40.03 Acres			LSD 15	
	235084 HWY 1				I Individual	
	F	LAND & IMPROVEMENTS	T	1	FARMLAND	6,760
	R		T	103	RESIDENTIAL LAND & IMPROVEMENTS	522,940
					Taxable Total:	529,700
	R		E	901	RURAL RESIDENCE EXEMPTION (RAP)	6,760
					100% Alberta School Foundation Fund	Totals: 536,460
5338000	NW-36-23-23-4	160.00 Acres			I Individual	
	F	LAND	T	1	FARMLAND	Taxable Total: 33,990
					100% Alberta School Foundation Fund	



2019 Assessment Roll (Valuation Date 1-July, 2019) 2020 Taxation Year, Wheatland County

Assessment Year: 2019
Tax Year: 2020

Roll	Legal Address						Total
5339000	SE-36-23-23-4	116.82 Acres	WEST OF CANAL				
	235002B HWY 1		I Individual				
	F LAND & IMPROVEMENTS		T 1	FARMLAND			25,130
	R		T 103	RESIDENTIAL LAND & IMPROVEMENTS			461,170
			Taxable Total:				486,300
	R		E 901	RURAL RESIDENCE EXEMPTION (RAP)			25,130
	R		E 903	FARM BUILDING EXEMPT			33,340
			100% Alberta School Foundation Fund				58,470
			Exempt Total:				58,470
			Totals:				544,770
5339010	0210656 1 1 SE-36-23-23-4	43.07 Acres	EAST OF CANAL				
	235002A HWY 1		I Individual				
	F LAND & IMPROVEMENTS		T 1	FARMLAND			9,520
	R		T 103	RESIDENTIAL LAND & IMPROVEMENTS			318,480
			Taxable Total:				328,000
	R		E 901	RURAL RESIDENCE EXEMPTION (RAP)			9,520
	R		E 903	FARM BUILDING EXEMPT			54,470
			100% Alberta School Foundation Fund				63,990
			Exempt Total:				63,990
			Totals:				391,990
5340000	SW-36-23-23-4	160.00 Acres	I Individual				
	F LAND		T 1	FARMLAND			
			100% Alberta School Foundation Fund				
			Taxable Total:				35,910
5341000	NE-1-24-23-4	160.00 Acres	I Individual				
	F LAND		T 1	FARMLAND			
			100% Alberta School Foundation Fund				
			Taxable Total:				32,220
5342000	NW-1-24-23-4	160.00 Acres	I Individual				
	F LAND		T 1	FARMLAND			
			100% Alberta School Foundation Fund				
			Taxable Total:				32,690
5343000	SE-1-24-23-4	160.00 Acres	I Individual				
	F LAND		T 1	FARMLAND			
			100% Alberta School Foundation Fund				
			Taxable Total:				19,460
5344000	SW-1-24-23-4	160.00 Acres	I Individual				
	F LAND		T 1	FARMLAND			
			100% Alberta School Foundation Fund				
			Taxable Total:				18,000



2019 Assessment Roll (Valuation Date 1-July, 2019) 2020 Taxation Year, Wheatland County

Assessment Year: 2019
Tax Year: 2020

Roll	Legal Address										Total
100% Alberta School Foundation Fund											
5345000	NE-2-24-23-4		160.00 Acres							C Corporation	
	F	LAND		T	1	FARMLAND			Taxable Total:	32,020	
100% Alberta School Foundation Fund											
5346000	NW-2-24-23-4		160.00 Acres							C Corporation	
	F	LAND		T	1	FARMLAND			Taxable Total:	31,750	
100% Alberta School Foundation Fund											
5347000	SE-2-24-23-4		160.00 Acres							C Corporation	
	F	LAND		T	1	FARMLAND			Taxable Total:	22,690	
100% Alberta School Foundation Fund											
5348000	SW-2-24-23-4		160.00 Acres							C Corporation	
	F	LAND		T	1	FARMLAND			Taxable Total:	33,020	
100% Alberta School Foundation Fund											
5349000	NE-3-24-23-4		160.00 Acres							I Individual	
	F	LAND		T	1	FARMLAND			Taxable Total:	39,280	
100% Alberta School Foundation Fund											
5350010	NW-3-24-23-4		148.04 Acres		SOUTH OF CANAL					I Individual	
	F	LAND		T	1	FARMLAND			Taxable Total:	34,670	
100% Alberta School Foundation Fund											
5350015	1911147 1 1	NW-3-24-23-4	8.82 Acres	SE Corner LSD 11 & ptLSD 12					I Individual		
	240043 RGE RD 233										
	F	LAND & IMPROVEMENTS		T	1	FARMLAND				1,340	
	R			T	103	RESIDENTIAL LAND & IMPROVEMENTS				700,560	
				Taxable Total:					701,900		
	R			E	901	RURAL RESIDENCE EXEMPTION (RAP)				1,340	
100% Alberta School Foundation Fund											
				Totals:					703,240		
5350020	8411294 1	NW-3-24-23-4	3.14 Acres	N.W. CORNER, NORTH OF CANAL							
	240081 RGE RD 233			C Corporation							
	R	LAND		T	104	RESIDENTIAL VACANT LAND			Taxable Total:	187,300	



2019 Assessment Roll (Valuation Date 1-July, 2019) 2020 Taxation Year, Wheatland County

Assessment Year: 2019
Tax Year: 2020

Roll	Legal Address						Total
100% Alberta School Foundation Fund							
5351000	SE-3-24-23-4	160.00 Acres					
			C Corporation				
	F	LAND	T	1	FARMLAND	Taxable Total:	39,430
100% Alberta School Foundation Fund							
5352000	SW-3-24-23-4	160.00 Acres					
			I Individual				
	F	LAND	T	1	FARMLAND	Taxable Total:	35,570
100% Alberta School Foundation Fund							
5353000	NE-4-24-23-4	160.00 Acres					
			C Corporation				
	F	LAND	T	1	FARMLAND	Taxable Total:	29,640
100% Alberta School Foundation Fund							
5354000	NW-4-24-23-4	160.00 Acres					
			C Corporation				
	F	LAND	T	1	FARMLAND	Taxable Total:	34,210
100% Alberta School Foundation Fund							
5355000	SE-4-24-23-4	159.00 Acres					
			I Individual				
	F	LAND	T	1	FARMLAND	Taxable Total:	35,330
100% Alberta School Foundation Fund							
5357000	SW-4-24-23-4	159.00 Acres					
			C Corporation				
	F	LAND	T	1	FARMLAND	Taxable Total:	36,740
100% Alberta School Foundation Fund							
5358000	NE-5-24-23-4	159.00 Acres					
			C Corporation				
	F	LAND	T	1	FARMLAND	Taxable Total:	32,660
100% Alberta School Foundation Fund							
5359000	NW-5-24-23-4	150.50 Acres					
	240077 RGE RD 235		I Individual				
	F	LAND & IMPROVEMENTS	T	1	FARMLAND		24,150
	R		T	103	RESIDENTIAL LAND & IMPROVEMENTS		496,560
			Taxable Total:				520,710
	R		E	901	RURAL RESIDENCE EXEMPTION (RAP)		61,540
	R		E	903	FARM BUILDING EXEMPT		9,200



2019 Assessment Roll (Valuation Date 1-July, 2019) 2020 Taxation Year, Wheatland County

Assessment Year: 2019
Tax Year: 2020

Roll	Legal Address				Total
			100% Alberta School Foundation Fund	Exempt Total:	70,740
				Totals:	591,450
5360000	SE-5-24-23-4	152.26 Acres		I Individual	
	F LAND		T 1 FARMLAND	Taxable Total:	25,510
			100% Alberta School Foundation Fund		
5361000	SW-5-24-23-4	158.96 Acres		C Corporation	
	F LAND		T 1 FARMLAND	Taxable Total:	11,280
			100% Alberta School Foundation Fund		
5361020	IRR492 NW-5-24-23-4	18.90 Acres		NE 1.0ac, SE 8.ac SW .4ac	
	NR LAND		E 167 WESTERN IRRIGATION DIST EXEMPT	Exempt Total:	20,160
			100% Alberta School Foundation Fund		
5362000	NE-6-24-23-4	157.17 Acres		I Individual	
	F LAND		T 1 FARMLAND	Taxable Total:	19,880
			100% Alberta School Foundation Fund		
5362010	0211243 1 1 NE-6-24-23-4	2.65 Acres		NORTHEAST CORNER	
	240080 RGE RD 235			I Individual	
	R LAND & IMPROVEMENTS		T 103 RESIDENTIAL LAND & IMPROVEMENTS	Taxable Total:	325,500
			100% Alberta School Foundation Fund		
5363000	NW-6-24-23-4	160.00 Acres		I Individual	
	240077 RGE RD 240				
	F LAND & IMPROVEMENTS		T 1 FARMLAND		18,970
	R		T 103 RESIDENTIAL LAND & IMPROVEMENTS		493,220
				Taxable Total:	512,190
	R		E 901 RURAL RESIDENCE EXEMPTION (RAP)		57,580
			100% Alberta School Foundation Fund	Totals:	569,770
5364000	SE-6-24-23-4	120.00 Acres		LSD'S 1,2&7	
				I Individual	
	F LAND		T 1 FARMLAND	Taxable Total:	27,770
			100% Alberta School Foundation Fund		
5366000	SE-6-24-23-4	40.00 Acres		Isd 8	
	240022 RGE RD 235			I Individual	
	F LAND & IMPROVEMENTS		T 1 FARMLAND		5,100



2019 Assessment Roll (Valuation Date 1-July, 2019) 2020 Taxation Year, Wheatland County

Assessment Year: 2019
Tax Year: 2020

Roll	Legal Address					Total
5367000	R		T 103	RESIDENTIAL LAND & IMPROVEMENTS		261,720
					Taxable Total:	266,820
	R		E 901	RURAL RESIDENCE EXEMPTION (RAP)		24,980
			100%	Alberta School Foundation Fund	Totals:	291,800
5367000	SW-6-24-23-4	80.00 Acres			WEST HALF I Individual	
5368000	F LAND		T 1	FARMLAND		10,840
			100%	Alberta School Foundation Fund	Taxable Total:	
	4-SW-6-24-23-4	30.00 Acres			Most of LSD 4	
	240007 RGE RD 240				I Individual	
5368010	F LAND & IMPROVEMENTS		T 1	FARMLAND		2,880
	R		T 103	RESIDENTIAL LAND & IMPROVEMENTS		512,070
					Taxable Total:	514,950
	R		E 901	RURAL RESIDENCE EXEMPTION (RAP)		2,880
5368010	R		E 903	FARM BUILDING EXEMPT		20,760
			100%	Alberta School Foundation Fund	Exempt Total:	23,640
					Totals:	538,590
	1413062 3 1 SW-6-24-23-4	5.00 Acres			NW Corner LSD 4	
	240019 RGE RD 240				I Individual	
5368020	R LAND & IMPROVEMENTS		T 103	RESIDENTIAL LAND & IMPROVEMENTS		508,300
			100%	Alberta School Foundation Fund	Taxable Total:	
	1413062 4 1 SW-6-24-23-4	5.00 Acres			138m East of SE Corner	
	235076 TWP RD 240				I Individual	
5369000	R LAND & IMPROVEMENTS		T 103	RESIDENTIAL LAND & IMPROVEMENTS		755,200
			100%	Alberta School Foundation Fund	Taxable Total:	
	SW-6-24-23-4	34.00 Acres			LSD 5	
	240031 RGE RD 240				I Individual	
5369010	F LAND & IMPROVEMENTS		T 1	FARMLAND		4,650
	R		T 103	RESIDENTIAL LAND & IMPROVEMENTS		398,700
					Taxable Total:	403,350
	R		E 901	RURAL RESIDENCE EXEMPTION (RAP)		4,650
5369010	R		E 903	FARM BUILDING EXEMPT		56,350
			100%	Alberta School Foundation Fund	Exempt Total:	61,000
					Totals:	464,350
	0915307 1 1 SW-6-24-23-4	3.00 Acres			NW CORNER LSD 5	
	240039 RGE RD 240				I Individual	
5369010	R LAND & IMPROVEMENTS		T 103	RESIDENTIAL LAND & IMPROVEMENTS		409,700
					Taxable Total:	



2019 Assessment Roll (Valuation Date 1-July, 2019) 2020 Taxation Year, Wheatland County

Assessment Year: 2019
Tax Year: 2020

Roll	Legal Address					Total
100% Alberta School Foundation Fund						
5369020	0915307 2 1 SW-6-24-23-4 3.00 Acres 240023 RGE RD 240	SW CORNER LSD 5 I Individual				
	R LAND & IMPROVEMENTS	T 103	RESIDENTIAL LAND & IMPROVEMENTS		Taxable Total: 491,600	
100% Alberta School Foundation Fund						
5370000	NE-7-24-23-4 145.99 Acres	I Individual				
	F LAND	T 1	FARMLAND		Taxable Total: 36,310	
100% Alberta School Foundation Fund						
5371000	NW-7-24-23-4 137.36 Acres	I Individual				
	F LAND	T 1	FARMLAND		Taxable Total: 24,130	
100% Alberta School Foundation Fund						
5371010	9410615 1 NW-7-24-23-4 6.99 Acres 241043 RGE RD 240	SOUTHWEST CORNER I Individual				
	R LAND & IMPROVEMENTS	T 103	RESIDENTIAL LAND & IMPROVEMENTS		Taxable Total: 570,100	
100% Alberta School Foundation Fund						
5372000	SE-7-24-23-4 155.74 Acres	I Individual				
	F LAND	T 1	FARMLAND		Taxable Total: 27,420	
100% Alberta School Foundation Fund						
5372010	9611195 1 SE-7-24-23-4 3.06 Acres 241034 RGE RD 235	Northeast Corner I Individual				
	R LAND & IMPROVEMENTS	T 103	RESIDENTIAL LAND & IMPROVEMENTS		558,380	
	R	E 901	RURAL RESIDENCE EXEMPTION (RAP)		27,420	
100% Alberta School Foundation Fund					Totals: 585,800	
5373000	SW-7-24-23-4 152.59 Acres	C Corporation				
	F LAND	T 1	FARMLAND		Taxable Total: 31,150	
100% Alberta School Foundation Fund						
5374000	SW-7-24-23-4 7.41 Acres 241037 RGE RD 240	NORTHWEST CORNER I Individual				
	F LAND & IMPROVEMENTS	T 1	FARMLAND		380	
	R	T 103	RESIDENTIAL LAND & IMPROVEMENTS		443,120	
		Taxable Total:			443,500	
	R	E 901	RURAL RESIDENCE EXEMPTION (RAP)		380	



2019 Assessment Roll (Valuation Date 1-July, 2019) 2020 Taxation Year, Wheatland County

Assessment Year: 2019
Tax Year: 2020

Roll	Legal Address				Total
			100% Alberta School Foundation Fund	Totals:	443,880
5375000	NE-8-24-23-4	146.26 Acres		I Individual	
	F LAND		T 1 FARMLAND	Taxable Total:	18,360
			100% Christ The Redeemer Reg. 3		
5375010	9210699 1 NE-8-24-23-4	4.25 Acres		S.E. CORNER	
	234001B HWY 1			I Individual	
	F LAND & IMPROVEMENTS		T 1 FARMLAND		110
	R		T 103 RESIDENTIAL LAND & IMPROVEMENTS		383,000
				Taxable Total:	383,110
	R		E 901 RURAL RESIDENCE EXEMPTION (RAP)		61,540
	R		E 903 FARM BUILDING EXEMPT		9,840
			100% Christ The Redeemer Reg. 3	Exempt Total:	71,380
				Totals:	454,490
5376000	NW-8-24-23-4	147.44 Acres		I Individual	
	F LAND		T 1 FARMLAND	Taxable Total:	33,730
			100% Christ The Redeemer Reg. 3		
5376010	9811978 1 NW-8-24-23-4	3.00 Acres		SOUTHWEST CORNER	
	241045 RGE RD 235			I Individual	
	R LAND & IMPROVEMENTS		T 103 RESIDENTIAL LAND & IMPROVEMENTS	Taxable Total:	469,100
			100% Alberta School Foundation Fund		
5377000	SE-8-24-23-4	160.00 Acres		I Individual	
	F LAND		T 1 FARMLAND	Taxable Total:	19,860
			100% Christ The Redeemer Reg. 3		
5378000	SW-8-24-23-4	154.20 Acres		I Individual	
	F LAND		T 1 FARMLAND	Taxable Total:	38,060
			100% Alberta School Foundation Fund		
5378010	0011433 1 SW-8-24-23-4	3.00 Acres		SOUTHWEST CORNER	
	241003 RGE RD 235			I Individual	
	R LAND & IMPROVEMENTS		T 103 RESIDENTIAL LAND & IMPROVEMENTS	Taxable Total:	326,300
			100% Alberta School Foundation Fund		
5379000	NE-9-24-23-4	146.42 Acres		I Individual	



2019 Assessment Roll (Valuation Date 1-July, 2019) 2020 Taxation Year, Wheatland County

Assessment Year: 2019
Tax Year: 2020

Roll	Legal Address					Total
5380000	F	LAND	T	1	FARMLAND	Taxable Total: 36,960
					100% Alberta School Foundation Fund	
5380000	3269FJ A	NE-9-24-23-4	3.73 Acres			SOUTHWEST CORNER I Individual
5381000	F	LAND	T	1	FARMLAND	Taxable Total: 620
					50% The Golden Hills Reg. Div. 15 50% Christ The Redeemer Reg. 3	
5381000	NW-9-24-23-4	139.33 Acres				I Individual
	234001A HWY 1					
	F	LAND & IMPROVEMENTS	T	1	FARMLAND	34,990
	R		T	103	RESIDENTIAL LAND & IMPROVEMENTS	400,450
						Taxable Total: 435,440
	R		E	901	RURAL RESIDENCE EXEMPTION (RAP)	61,540
	R		E	903	FARM BUILDING EXEMPT	11,400
					50% The Golden Hills Reg. Div. 15	72,940
					50% Christ The Redeemer Reg. 3	Totals: 508,380
5382000	3269FJ A,B	NW-9-24-23-4	11.01 Acres			Parcel A=19a; Parcel B=10.82a C Corporation
5383000	F	LAND	T	1	FARMLAND	Taxable Total: 2,050
					100% Alberta School Foundation Fund	
5383000	SE-9-24-23-4	150.07 Acres				I Individual
	F	LAND	T	1	FARMLAND	Taxable Total: 35,280
					50% The Golden Hills Reg. Div. 15 50% Christ The Redeemer Reg. 3	
5384000	SW-9-24-23-4	160.00 Acres				C Corporation
5385000	F	LAND	T	1	FARMLAND	Taxable Total: 33,150
					100% Alberta School Foundation Fund	
5385000	NE-10-24-23-4	148.49 Acres				I Individual
	F	LAND	T	1	FARMLAND	Taxable Total: 31,380
					100% Alberta School Foundation Fund	
5386000	NW-10-24-23-4	150.05 Acres				I Individual
	F	LAND	T	1	FARMLAND	Taxable Total: 32,910



2019 Assessment Roll (Valuation Date 1-July, 2019) 2020 Taxation Year, Wheatland County

Assessment Year: 2019
Tax Year: 2020

Roll	Legal Address						Total
			100% Christ The Redeemer Reg. 3				
5387000	SE-10-24-23-4	154.48 Acres					
			I Individual				
	F	LAND	T	1	FARMLAND	Taxable Total:	28,210
			100% Alberta School Foundation Fund				
5388000	SW-10-24-23-4	153.07 Acres					
			I Individual				
	F	LAND	T	1	FARMLAND	Taxable Total:	35,400
			100% Alberta School Foundation Fund				
5388010	9311309 1 SW-10-24-23-4 6.34 Acres 241035 RGE RD 233		N.W. CORNER I Individual				
	F	LAND & IMPROVEMENTS	T	1	FARMLAND		570
	R		T	103	RESIDENTIAL LAND & IMPROVEMENTS		694,520
			Taxable Total:				695,090
	R		E	901	RURAL RESIDENCE EXEMPTION (RAP)		33,480
			50% The Golden Hills Reg. Div. 15				
			50% Christ The Redeemer Reg. 3				
5389000	NE-11-24-23-4	149.40 Acres					
			C Corporation				
	F	LAND	T	1	FARMLAND	Taxable Total:	28,080
			100% Alberta School Foundation Fund				
5390000	NW-11-24-23-4	131.65 Acres					
			C Corporation				
	F	LAND	T	1	FARMLAND	Taxable Total:	21,000
			100% Alberta School Foundation Fund				
5390010	9110866 A NW-11-24-23-4 18.46 Acres 241041 RGE RD 232		S. 1/2 LSD 1 Gates Mechanical (Farm Equipment Repair) I Individual				
	F	LAND & IMPROVEMENTS	T	1	FARMLAND		1,110
	R		T	103	RESIDENTIAL LAND & IMPROVEMENTS		317,330
	NR		T	105	NON-RESEIDENTIAL LAND & IMPROVEMENTS		269,520
			Taxable Total:				587,960
	R		E	901	RURAL RESIDENCE EXEMPTION (RAP)		1,110
			100% Alberta School Foundation Fund				
			Totals:				589,070
5391000	SE-11-24-23-4	160.00 Acres					
			C Corporation				
	F	LAND	T	1	FARMLAND	Taxable Total:	29,390



2019 Assessment Roll (Valuation Date 1-July, 2019) 2020 Taxation Year, Wheatland County

Assessment Year: 2019
Tax Year: 2020

Roll	Legal Address					Total
5392000	SW-11-24-23-4 160.00 Acres					100% Alberta School Foundation Fund
	F	LAND	T	1	FARMLAND	C Corporation
					100% Alberta School Foundation Fund	Taxable Total: 36,460
5393000	1111562 2 1 NE-12-24-23-4 102.59 Acres					NE OF CREEK
	F	LAND	T	1	FARMLAND	C Corporation
					100% Alberta School Foundation Fund	Taxable Total: 23,840
5393005	8610547 NE-12-24-23-4 30.00 Acres					Road Plan, NE Corner
	F	LAND	T	1	FARMLAND	I Individual
					100% Alberta School Foundation Fund	Taxable Total: 6,380
5393010	9411284 1 NE-12-24-23-4 4.84 Acres					S.E. CORNER
	R	LAND & IMPROVEMENTS	T	103	RESIDENTIAL LAND & IMPROVEMENTS	I Individual
					100% Christ The Redeemer Reg. 3	Taxable Total: 376,700
5394000	1111562 2 2 NW-12-24-23-4 146.44 Acres					SW OF CREEK
	F	LAND	T	1	FARMLAND	C Corporation
					100% Alberta School Foundation Fund	Taxable Total: 27,210
5395000	SE-12-24-23-4 160.00 Acres					I Individual
	F	LAND	T	1	FARMLAND	
					100% Alberta School Foundation Fund	Taxable Total: 32,970
5396000	SW-12-24-23-4 160.00 Acres					I Individual
	F	LAND	T	1	FARMLAND	
					100% Alberta School Foundation Fund	Taxable Total: 31,610
5397000	NE-13-24-23-4 160.00 Acres					I Individual
	F	LAND	T	1	FARMLAND	
					100% Alberta School Foundation Fund	Taxable Total: 34,540
5398000	NW-13-24-23-4 160.00 Acres					I Individual



2019 Assessment Roll (Valuation Date 1-July, 2019) 2020 Taxation Year, Wheatland County

Assessment Year: 2019
Tax Year: 2020

Roll	Legal Address				Total
	F LAND	T 1 FARMLAND	Taxable Total:		39,780
5399000	SE-13-24-23-4 137.04 Acres	100% Alberta School Foundation Fund	I Individual		
	F LAND	T 1 FARMLAND	Taxable Total:		33,740
5399010	0911482 2 1 SE-13-24-23-4 14.38 Acres 242022 RGE RD 230	100% Alberta School Foundation Fund	EASTERLY PART OF LSD 8 & 1 Necia's Notables- Craft Shop I Individual		
	F LAND & IMPROVEMENTS	T 1 FARMLAND			980
	R	T 103 RESIDENTIAL LAND & IMPROVEMENTS			321,870
	NR	T 105 NON-RESEIDENTIAL LAND & IMPROVEMENTS			44,420
			Taxable Total:		367,270
	R	E 901 RURAL RESIDENCE EXEMPTION (RAP)			980
		100% Alberta School Foundation Fund	Totals:		368,250
5400000	2634JK 1 SE-13-24-23-4 4.93 Acres 230024 HWY 561		SW. CORNER LSD1&SE. CORNER LSD2 All-In-One Auto Parts and Storage C Corporation		
	NR LAND & IMPROVEMENTS	T 105 NON-RESEIDENTIAL LAND & IMPROVEMENTS	Taxable Total:		455,710
		100% Alberta School Foundation Fund			
5402000	3237FQ A SE-13-24-23-4 1.00 Acres		S.E. 240 FEET OF WEST 660' I Individual		
	F LAND	T 1 FARMLAND	Taxable Total:		180
		100% Alberta School Foundation Fund			
5403000	SW-13-24-23-4 157.59 Acres		I Individual		
	F LAND	T 1 FARMLAND	Taxable Total:		32,390
		100% Alberta School Foundation Fund			
5404000	31JK B NE-14-24-23-4 169.61 Acres		I Individual		
	F LAND	T 1 FARMLAND	Taxable Total:		22,580
		100% Alberta School Foundation Fund			
5405000	NE-14-24-23-4 23.50 Acres		SOUTHWEST CORNER C Corporation		
	F LAND	T 1 FARMLAND	Taxable Total:		4,330
		100% Alberta School Foundation Fund			
5406000	NW-14-24-23-4 123.19 Acres		C Corporation		



2019 Assessment Roll (Valuation Date 1-July, 2019) 2020 Taxation Year, Wheatland County

Assessment Year: 2019
Tax Year: 2020

Roll	Legal Address				Total
	F	LAND		T 1 FARMLAND	26,800
	NR			T 105 NON-RESEIDENTIAL LAND & IMPROVEMENTS	123,220
				100% Alberta School Foundation Fund	Taxable Total: 150,020
5408000	NW-14-24-23-4	15.76 Acres			WEST OF ROAD
					I Individual
	F	LAND		T 1 FARMLAND	Taxable Total: 1,250
				100% The Golden Hills Reg. Div. 15	
5409000	SE-14-24-23-4	135.99 Acres			C Corporation
	F	LAND		T 1 FARMLAND	Taxable Total: 29,060
				100% Alberta School Foundation Fund	
5411000	2175HO A SE-14-24-23-4	4.10 Acres			Southeast Corner
	242006 RGE RD 231				I Individual
	R	LAND & IMPROVEMENTS		T 103 RESIDENTIAL LAND & IMPROVEMENTS	269,100
	R			E 903 FARM BUILDING EXEMPT	5,450
				100% Alberta School Foundation Fund	Totals: 274,550
5412000	SW-14-24-23-4	115.94 Acres			C Corporation
	F	LAND		T 1 FARMLAND	Taxable Total: 23,020
				100% Alberta School Foundation Fund	
5412010	9510636 1 SW-14-24-23-4	40.01 Acres			E.PTN LSD 4 & S.1/2 LSD 5
	242005 RGE RD 232				I Individual
	F	LAND & IMPROVEMENTS		T 1 FARMLAND	3,770
	R			T 103 RESIDENTIAL LAND & IMPROVEMENTS	353,530
					Taxable Total: 357,300
	R			E 901 RURAL RESIDENCE EXEMPTION (RAP)	3,770
				100% Alberta School Foundation Fund	Totals: 361,070
5413000	SW-14-24-23-4	0.55 Acres			N.E. CORNER
					I Individual
	R	LAND		T 104 RESIDENTIAL VACANT LAND	Taxable Total: 600
				100% The Golden Hills Reg. Div. 15	
5414000	NE-15-24-23-4	160.00 Acres			I Individual
	F	LAND		T 1 FARMLAND	Taxable Total: 28,940
				100% The Golden Hills Reg. Div. 15	



2019 Assessment Roll (Valuation Date 1-July, 2019) 2020 Taxation Year, Wheatland County

Assessment Year: 2019
Tax Year: 2020

Roll	Legal Address				Total
5415000	NW-15-24-23-4	159.00 Acres		I Individual	
	F LAND	T 1 FARMLAND	Taxable Total:		35,250
		100% The Golden Hills Reg. Div. 15			
5416000	SE-15-24-23-4	157.33 Acres		I Individual	
	F LAND	T 1 FARMLAND	Taxable Total:		34,470
		100% Alberta School Foundation Fund			
5417000	SW-15-24-23-4	156.63 Acres		I Individual	
	242005 RGE RD 233				
	F LAND & IMPROVEMENTS	T 1 FARMLAND			36,360
	R	T 103 RESIDENTIAL LAND & IMPROVEMENTS			198,600
			Taxable Total:		234,960
	R	E 901 RURAL RESIDENCE EXEMPTION (RAP)			27,000
		100% Alberta School Foundation Fund	Totals:		261,960
5418000	NE-16-24-23-4	159.00 Acres		I Individual	
	F LAND	T 1 FARMLAND	Taxable Total:		31,420
		100% Alberta School Foundation Fund			
5419000	NW-16-24-23-4	160.00 Acres		C Corporation	
	F LAND	T 1 FARMLAND	Taxable Total:		7,960
		100% Alberta School Foundation Fund			
5420000	SE-16-24-23-4	146.37 Acres		I Individual	
	F LAND	T 1 FARMLAND	Taxable Total:		32,530
		100% Alberta School Foundation Fund			
5421000	SW-16-24-23-4	157.14 Acres		I Individual	
	F LAND	T 1 FARMLAND	Taxable Total:		34,990
		100% Alberta School Foundation Fund			
5422000	NE-17-24-23-4	160.00 Acres		I Individual	
	F LAND	T 1 FARMLAND	Taxable Total:		7,950
		100% Alberta School Foundation Fund			



2019 Assessment Roll (Valuation Date 1-July, 2019) 2020 Taxation Year, Wheatland County

Assessment Year: 2019
Tax Year: 2020

Roll	Legal Address	Total
5423000	NW-17-24-23-4 157.00 Acres	
	C Corporation	
	F LAND T 1 FARMLAND 100% Alberta School Foundation Fund	Taxable Total: 30,310
5423010	9512778 1 NW-17-24-23-4 3.00 Acres	
	NORTHWEST CORNER C Corporation	
	F LAND T 1 FARMLAND 100% Alberta School Foundation Fund	Taxable Total: 500
5424000	SE-17-24-23-4 156.86 Acres	
	C Corporation	
	F LAND T 1 FARMLAND 100% Alberta School Foundation Fund	Taxable Total: 34,480
5425000	SW-17-24-23-4 154.36 Acres	
	C Corporation	
	F LAND T 1 FARMLAND 100% Alberta School Foundation Fund	Taxable Total: 32,100
5425010	9512779 2 SW-17-24-23-4 3.00 Acres	
	NORTHWEST CORNER C Corporation	
	F LAND T 1 FARMLAND 100% Alberta School Foundation Fund	Taxable Total: 370
5426000	NE-18-24-23-4 160.00 Acres 242044 RGE RD 235	
	I Individual	
	F LAND & IMPROVEMENTS T 1 FARMLAND	31,000
	R T 103 RESIDENTIAL LAND & IMPROVEMENTS	391,830
		Taxable Total: 422,830
	R E 901 RURAL RESIDENCE EXEMPTION (RAP) 100% Alberta School Foundation Fund	30,770
		Totals: 453,600
5427000	NW-18-24-23-4 160.00 Acres	
	I Individual	
	F LAND T 1 FARMLAND 100% Alberta School Foundation Fund	Taxable Total: 34,580
5428010	SE-18-24-23-4 136.66 Acres	
	C Corporation	
	F LAND T 1 FARMLAND 100% Alberta School Foundation Fund	Taxable Total: 30,070



2019 Assessment Roll (Valuation Date 1-July, 2019) 2020 Taxation Year, Wheatland County

Assessment Year: 2019
Tax Year: 2020

Roll	Legal Address			Total
5428020	8910466 1 SE-18-24-23-4 20.66 Acres 242028 RGE RD 235	Northeast Corner Sproule Bed & Breakfast I Individual		
	F LAND & IMPROVEMENTS	T 1 FARMLAND		2,380
	R	T 103 RESIDENTIAL LAND & IMPROVEMENTS		559,640
	NR	T 105 NON-RESEIDENTIAL LAND & IMPROVEMENTS		83,550
		Taxable Total:		645,570
	R	E 901 RURAL RESIDENCE EXEMPTION (RAP)		3,330
		100% Alberta School Foundation Fund	Totals:	648,900
5429000	SW-18-24-23-4 154.43 Acres	C Corporation		
	F LAND	T 1 FARMLAND	Taxable Total:	31,530
		100% Alberta School Foundation Fund		
5429010	9510727 1 SW-18-24-23-4 3.00 Acres 242023 RGE RD 240	SOUTHWEST CORNER LSD 5 I Individual		
	R LAND & IMPROVEMENTS	T 103 RESIDENTIAL LAND & IMPROVEMENTS	Taxable Total:	547,600
		100% Alberta School Foundation Fund		
5430000	NE-19-24-23-4 159.20 Acres 243038 RGE RD 235	I Individual		
	F LAND & IMPROVEMENTS	T 1 FARMLAND		20,090
	R	T 103 RESIDENTIAL LAND & IMPROVEMENTS		601,230
		Taxable Total:		621,320
	R	E 901 RURAL RESIDENCE EXEMPTION (RAP)		61,540
	R	E 903 FARM BUILDING EXEMPT		28,970
		100% Alberta School Foundation Fund	Exempt Total:	90,510
			Totals:	711,830
5431010	NW-19-24-23-4 140.00 Acres	I Individual		
	F LAND	T 1 FARMLAND	Taxable Total:	20,130
		100% Alberta School Foundation Fund		
5431020	NW-19-24-23-4 20.00 Acres 243077 RGE RD 240	NORTHWEST CORNER I Individual		
	F LAND & IMPROVEMENTS	T 1 FARMLAND		1,240
	R	T 103 RESIDENTIAL LAND & IMPROVEMENTS		369,410
		Taxable Total:		370,650
	R	E 901 RURAL RESIDENCE EXEMPTION (RAP)		1,240
	R	E 903 FARM BUILDING EXEMPT		7,650
		Exempt Total:		8,890



2019 Assessment Roll (Valuation Date 1-July, 2019) 2020 Taxation Year, Wheatland County

Assessment Year: 2019
Tax Year: 2020

Roll	Legal Address	100% Alberta School Foundation Fund				Total
					Totals:	379,540
5432000	SE-19-24-23-4	160.00 Acres				
			I Individual			
	F	LAND	T	1	FARMLAND	Taxable Total: 20,600
100% Alberta School Foundation Fund						
5433000	SW-19-24-23-4	120.00 Acres				
			I Individual			
	F	LAND	T	1	FARMLAND	Taxable Total: 25,450
100% Christ The Redeemer Reg. 3						
5434000	9111337 B SW-19-24-23-4 2.73 Acres 243017 RGE RD 240		NORTHWEST CORNER OF LSD4			
			I Individual			
	R	LAND & IMPROVEMENTS	T	103	RESIDENTIAL LAND & IMPROVEMENTS	Taxable Total: 441,700
100% The Golden Hills Reg. Div. 15						
5434010	8510745 A SW-19-24-23-4 3.45 Acres 243001 RGE RD 240		BOTTOM 100 FEET OF LSD 4			
			I Individual			
	R	LAND & IMPROVEMENTS	T	103	RESIDENTIAL LAND & IMPROVEMENTS	Taxable Total: 462,700
100% Alberta School Foundation Fund						
5434020	SW-19-24-23-4	33.30 Acres	LSD 4 Moore's Greenhouse			
			C Corporation			
	F	LAND & IMPROVEMENTS	T	1	FARMLAND	4,680
	R		T	103	RESIDENTIAL LAND & IMPROVEMENTS	294,300
	NR		T	105	NON-RESEIDENTIAL LAND & IMPROVEMENTS	30,900
			Taxable Total:			329,880
	R		E	903	FARM BUILDING EXEMPT	132,520
100% Alberta School Foundation Fund						
					Totals:	462,400
5435000	NE-20-24-23-4	159.50 Acres				
			I Individual			
	F	LAND	T	1	FARMLAND	Taxable Total: 33,350
100% Christ The Redeemer Reg. 3						
5436000	NW-20-24-23-4	159.21 Acres				
			I Individual			
	F	LAND	T	1	FARMLAND	Taxable Total: 32,010
100% Christ The Redeemer Reg. 3						
5437000	SE-20-24-23-4	160.00 Acres				
			I Individual			
	F	LAND & IMPROVEMENTS	T	1	FARMLAND	5,510



2019 Assessment Roll (Valuation Date 1-July, 2019) 2020 Taxation Year, Wheatland County

Assessment Year: 2019
Tax Year: 2020

Roll	Legal Address					Total
	R		T	103	RESIDENTIAL LAND & IMPROVEMENTS	376,870
					Taxable Total:	382,380
	R		E	901	RURAL RESIDENCE EXEMPTION (RAP)	61,540
	R		E	903	FARM BUILDING EXEMPT	11,310
				100%	Christ The Redeemer Reg. 3	Exempt Total: 72,850
					Totals:	455,230
5438000	SW-20-24-23-4	159.79 Acres			I Individual	
	F	LAND	T	1	FARMLAND	Taxable Total: 8,490
				100%	Christ The Redeemer Reg. 3	
5439000	NE-21-24-23-4	144.88 Acres			C Corporation	
	F	LAND	T	1	FARMLAND	Taxable Total: 29,790
				100%	Alberta School Foundation Fund	
5439010	NE-21-24-23-4	3.21 Acres			NORTHWEST CORNER C Corporation	
	F	LAND	T	1	FARMLAND	Taxable Total: 1,070
				100%	Alberta School Foundation Fund	
5440000	1511279 1 3 NE-21-24-23-4 5.24 Acres 233027 TWP RD 244				NW CORNER I Individual	
	R	LAND & IMPROVEMENTS	T	103	RESIDENTIAL LAND & IMPROVEMENTS	Taxable Total: 410,500
				100%	Alberta School Foundation Fund	
5440010	1511279 1 2 NE-21-24-23-4 5.04 Acres 233035 TWP RD 244				NSD 141m from NW corner I Individual	
	R	LAND & IMPROVEMENTS	T	103	RESIDENTIAL LAND & IMPROVEMENTS	Taxable Total: 696,000
				100%	Alberta School Foundation Fund	
5441000	NW-21-24-23-4	157.13 Acres			I Individual	
	F	LAND	T	1	FARMLAND	Taxable Total: 34,560
				100%	Alberta School Foundation Fund	
5441010	0815335 1 1 NW-21-24-23-4 2.87 Acres 233049 TWP RD 244				N EASTERLY PTN I Individual	
	R	LAND & IMPROVEMENTS	T	103	RESIDENTIAL LAND & IMPROVEMENTS	286,570
	R		E	901	RURAL RESIDENCE EXEMPTION (RAP)	36,930
				100%	Alberta School Foundation Fund	Totals: 323,500



2019 Assessment Roll (Valuation Date 1-July, 2019) 2020 Taxation Year, Wheatland County

Assessment Year: 2019
Tax Year: 2020

Roll	Legal Address					Total
5442000	SE-21-24-23-4	158.84 Acres			C Corporation	
	F LAND		T 1 FARMLAND		Taxable Total:	33,670
			100% Alberta School Foundation Fund			
5443000	SW-21-24-23-4	160.00 Acres			C Corporation	
	F LAND		T 1 FARMLAND		Taxable Total:	25,650
			100% Alberta School Foundation Fund			
5444000	NE-22-24-23-4	148.20 Acres			I Individual	
	F LAND		T 1 FARMLAND		Taxable Total:	34,780
			100% Alberta School Foundation Fund			
5445000	2044FJ A NE-22-24-23-4 11.80 Acres				NORTHEAST CORNER	
	232003 TWP RD 244				I Individual	
	F LAND & IMPROVEMENTS		T 1 FARMLAND			810
	R		T 103 RESIDENTIAL LAND & IMPROVEMENTS			495,230
					Taxable Total:	496,040
	R		E 901 RURAL RESIDENCE EXEMPTION (RAP)			810
	R		E 903 FARM BUILDING EXEMPT			30,560
			100% Alberta School Foundation Fund		Exempt Total:	31,370
					Totals:	527,410
5446000	NW-22-24-23-4	157.39 Acres			I Individual	
	F LAND		T 1 FARMLAND		Taxable Total:	36,290
			100% Alberta School Foundation Fund			
5447000	SE-22-24-23-4	160.00 Acres			I Individual	
	F LAND		T 1 FARMLAND		Taxable Total:	31,320
			100% Alberta School Foundation Fund			
5448000	SW-22-24-23-4	119.60 Acres			I Individual	
	243019 RGE RD 233					
	F LAND & IMPROVEMENTS		T 1 FARMLAND			27,600
	R		T 103 RESIDENTIAL LAND & IMPROVEMENTS			326,860
					Taxable Total:	354,460
	R		E 901 RURAL RESIDENCE EXEMPTION (RAP)			61,540
	R		E 903 FARM BUILDING EXEMPT			31,280
					Exempt Total:	92,820



2019 Assessment Roll (Valuation Date 1-July, 2019) 2020 Taxation Year, Wheatland County

Assessment Year: 2019
Tax Year: 2020

Roll	Legal Address	100% Alberta School Foundation Fund				Total	
5449000	SW-22-24-23-4	39.91 Acres				Totals:	447,280
	243007A RGE RD 233					S 1/2 LSD 3 & 4	
						I Individual	
	F LAND & IMPROVEMENTS		T 1	FARMLAND		4,750	
	R		T 103	RESIDENTIAL LAND & IMPROVEMENTS		710,550	
	R		E 901	RURAL RESIDENCE EXEMPTION (RAP)	Taxable Total:	715,300	
			100%	Alberta School Foundation Fund		4,750	
					Totals:	720,050	
5450000	NE-23-24-23-4	160.00 Acres				I Individual	
	F LAND		T 1	FARMLAND	Taxable Total:	38,970	
100% Alberta School Foundation Fund							
5451000	NW-23-24-23-4	157.75 Acres				I Individual	
	F LAND		T 1	FARMLAND	Taxable Total:	31,710	
			100%	Alberta School Foundation Fund			
5453000	SE-23-24-23-4	160.00 Acres				I Individual	
	F LAND		T 1	FARMLAND	Taxable Total:	39,550	
			100%	Alberta School Foundation Fund			
5454000	1990FI A,B	SW-23-24-23-4	98.45 Acres				SOUTHWEST OF WATER COURSE
	243025 RGE RD 232						I Individual
	F LAND & IMPROVEMENTS		T 1	FARMLAND		20,540	
	R		T 103	RESIDENTIAL LAND & IMPROVEMENTS		320,100	
					Taxable Total:	340,640	
	R		E 901	RURAL RESIDENCE EXEMPTION (RAP)		58,000	
	R		E 903	FARM BUILDING EXEMPT		22,430	
		100%	Alberta School Foundation Fund	Exempt Total:	80,430		
				Totals:	421,070		
5455000	SW-23-24-23-4	63.80 Acres				N.E. OF WATER COURSE	
	F LAND		T 1	FARMLAND	Taxable Total:	10,120	
100% Alberta School Foundation Fund							
5456000	NE-24-24-23-4	160.00 Acres				I Individual	
	F LAND		T 1	FARMLAND	Taxable Total:	39,280	



2019 Assessment Roll (Valuation Date 1-July, 2019) 2020 Taxation Year, Wheatland County

Assessment Year: 2019
Tax Year: 2020

Roll	Legal Address						Total
					100% Alberta School Foundation Fund		
5457000	NW-24-24-23-4	160.00 Acres				I Individual	
	F	LAND		T	1	FARMLAND	Taxable Total: 37,190
					100% Alberta School Foundation Fund		
5458000	SE-24-24-23-4	160.00 Acres				I Individual	
	F	LAND		T	1	FARMLAND	Taxable Total: 41,500
					100% Alberta School Foundation Fund		
5459000	SW-24-24-23-4	160.00 Acres				I Individual	
	F	LAND		T	1	FARMLAND	Taxable Total: 40,380
					100% Alberta School Foundation Fund		
5460000	NE-25-24-23-4	108.92 Acres				NORTH OF CANAL R OF WAY C Corporation	
	F	LAND		T	1	FARMLAND	Taxable Total: 24,670
					100% Alberta School Foundation Fund		
5461000	NE-25-24-23-4 244048 RGE RD 230	40.01 Acres				SOUTH OF CANAL R OF WAY I Individual	
	F	LAND & IMPROVEMENTS		T	1	FARMLAND	4,620
	R			T	103	RESIDENTIAL LAND & IMPROVEMENTS	569,500
						Taxable Total:	574,120
	R			E	901	RURAL RESIDENCE EXEMPTION (RAP)	5,200
					100% Alberta School Foundation Fund		
						Totals:	579,320
5461010	9712134	N -25-24-23-4	14.25 Acres			CANAL RIGHT OF WAY I Individual	
	NR	LAND		E	167	WESTERN IRRIGATION DIST EXEMPT	Exempt Total: 15,200
					100% Alberta School Foundation Fund		
5461020	1211921 1 1	NE-25-24-23-4	3.73 Acres			WITHIN LSD 9 I Individual	
	F	LAND		T	1	FARMLAND	Taxable Total: 580
					100% Alberta School Foundation Fund		
5462000	NW-25-24-23-4	119.97 Acres				NORTH OF CANAL R OF WAY C Corporation	
	F	LAND		T	1	FARMLAND	Taxable Total: 26,810



2019 Assessment Roll (Valuation Date 1-July, 2019) 2020 Taxation Year, Wheatland County

Assessment Year: 2019
Tax Year: 2020

Roll	Legal Address						Total
			100% Alberta School Foundation Fund				
5463000	NW-25-24-23-4	33.04 Acres				SOUTH OF CANAL R OF WAY	
	244053 RGE RD 231					I Individual	
	F LAND & IMPROVEMENTS		T 1	FARMLAND			2,200
	R		T 103	RESIDENTIAL LAND & IMPROVEMENTS			421,700
						Taxable Total:	423,900
	R		E 901	RURAL RESIDENCE EXEMPTION (RAP)			2,200
				100% Alberta School Foundation Fund		Totals:	426,100
5464000	SE-25-24-23-4	160.00 Acres					
						I Individual	
	F LAND		T 1	FARMLAND		Taxable Total:	31,960
				100% Alberta School Foundation Fund			
5465000	SW-25-24-23-4	160.00 Acres					
						I Individual	
	F LAND		T 1	FARMLAND		Taxable Total:	34,920
				100% Alberta School Foundation Fund			
5467000	NE-26-24-23-4	66.61 Acres					
						NORTH OF CANAL	
						I Individual	
	F LAND		T 1	FARMLAND		Taxable Total:	14,770
				100% Alberta School Foundation Fund			
5467005	1811935 2 1 NE-26-24-23-4	15.33 Acres				SW PART LSD 15 & S. PART LSD 16	
	244056B RGE RD 231					I Individual	
	F LAND & IMPROVEMENTS		T 1	FARMLAND			1,810
	R		T 103	RESIDENTIAL LAND & IMPROVEMENTS			284,400
						Taxable Total:	286,210
	R		E 901	RURAL RESIDENCE EXEMPTION (RAP)			16,580
	R		E 903	FARM BUILDING EXEMPT			22,420
				100% Alberta School Foundation Fund		Exempt Total:	39,000
						Totals:	325,210
5467010	0714556 1 1 NE-26-24-23-4	3.11 Acres				N.E. CORNER LSD 9	
	244056A RGE RD 231					I Individual	
	F LAND & IMPROVEMENTS		T 1	FARMLAND			20
	R		T 103	RESIDENTIAL LAND & IMPROVEMENTS			388,480
						Taxable Total:	388,500
	R		E 901	RURAL RESIDENCE EXEMPTION (RAP)			20
				100% Alberta School Foundation Fund		Totals:	388,520



2019 Assessment Roll (Valuation Date 1-July, 2019) 2020 Taxation Year, Wheatland County

Assessment Year: 2019
Tax Year: 2020

Roll	Legal Address				Total
5468000	E -26-24-23-4	229.50 Acres	SOUTH OF CANAL		
	244052 RGE RD 231		I Individual		
	F LAND & IMPROVEMENTS	T 1 FARMLAND			41,750
	R	T 103 RESIDENTIAL LAND & IMPROVEMENTS			283,600
			Taxable Total:		325,350
	R	E 901 RURAL RESIDENCE EXEMPTION (RAP)			41,750
	R	E 903 FARM BUILDING EXEMPT			20,540
		100% Alberta School Foundation Fund	Exempt Total:		62,290
			Totals:		387,640
5468010	9712134 N -26-24-23-4	10.23 Acres	Canal Right of Way		
			C Corporation		
	NR LAND	E 167 WESTERN IRRIGATION DIST EXEMPT	Exempt Total:		10,910
		100% Alberta School Foundation Fund			
5469000	NW-26-24-23-4	132.99 Acres	S.W. OF CANAL		
			I Individual		
	F LAND	T 1 FARMLAND	Taxable Total:		18,370
		100% Alberta School Foundation Fund			
5470000	0313185 1 1 NW-26-24-23-4	24.07 Acres	NE CORNER , N OF CANAL		
			I Individual		
	F LAND	T 1 FARMLAND	Taxable Total:		1,520
		100% Alberta School Foundation Fund			
5472000	SW-26-24-23-4	160.00 Acres	C Corporation		
	F LAND	T 1 FARMLAND	Taxable Total:		29,820
		100% Alberta School Foundation Fund			
5473000	NE-27-24-23-4	156.20 Acres	NORTH OF CANAL		
			I Individual		
	F LAND	T 1 FARMLAND	Taxable Total:		23,260
		100% Alberta School Foundation Fund			
5475000	NW-27-24-23-4	86.83 Acres	SW OF CENTRAL DRAW		
	244079 RGE RD 233		I Individual		
	F LAND & IMPROVEMENTS	T 1 FARMLAND			6,530
	R	T 103 RESIDENTIAL LAND & IMPROVEMENTS			201,770
			Taxable Total:		208,300
	R	E 901 RURAL RESIDENCE EXEMPTION (RAP)			6,530
			Totals:		214,830



2019 Assessment Roll (Valuation Date 1-July, 2019) 2020 Taxation Year, Wheatland County

Assessment Year: 2019
Tax Year: 2020

Roll	Legal Address	100% Alberta School Foundation Fund			Total
5476000	1013662 1 1 NW-27-24-23-4 54.57 Acres	NE OF CENTRAL DRAW I Individual			
	F LAND & IMPROVEMENTS	T 1 FARMLAND			3,670
	R	E 903 FARM BUILDING EXEMPT			10,500
		100% Alberta School Foundation Fund	Totals:		14,170
5476010	1311573 1 2 NW-27-24-23-4 17.39 Acres 244081 RGE RD 233	N part LSD 13 & 14 I Individual			
	F LAND & IMPROVEMENTS	T 1 FARMLAND			1,050
	R	T 103 RESIDENTIAL LAND & IMPROVEMENTS			445,150
	R	E 901 RURAL RESIDENCE EXEMPTION (RAP)	Taxable Total:		446,200
		100% Alberta School Foundation Fund	Totals:		1,050
5477000	2045FJ A SE-27-24-23-4 100.50 Acres	Parcel A, S.W. OF CANAL I Individual			
	F LAND	T 1 FARMLAND	Taxable Total:		17,960
		100% Alberta School Foundation Fund			
5478000	SE-27-24-23-4 63.30 Acres	N.E. OF CANAL I Individual			
	F LAND	T 1 FARMLAND	Taxable Total:		8,600
		100% Alberta School Foundation Fund			
5479000	SW-27-24-23-4 158.79 Acres	I Individual			
	F LAND	T 1 FARMLAND	Taxable Total:		30,700
		100% Alberta School Foundation Fund			
5480000	NE-28-24-23-4 159.00 Acres	I Individual			
	F LAND	T 1 FARMLAND	Taxable Total:		21,370
		100% Alberta School Foundation Fund			
5481000	NW-28-24-23-4 157.00 Acres	I Individual			
	F LAND	T 1 FARMLAND	Taxable Total:		38,060
		100% Alberta School Foundation Fund			
5481010	9210357 1 NW-28-24-23-4 3.00 Acres 244041 RGE RD 234	SOUTHWEST CORNER I Individual			
	R LAND & IMPROVEMENTS	T 103 RESIDENTIAL LAND & IMPROVEMENTS	Taxable Total:		235,800



2019 Assessment Roll (Valuation Date 1-July, 2019) 2020 Taxation Year, Wheatland County

Assessment Year: 2019
Tax Year: 2020

Roll	Legal Address										Total
	100% Alberta School Foundation Fund										
5482000	SE-28-24-23-4		158.72 Acres								
	244032 RGE RD 233							I Individual			
	F	LAND & IMPROVEMENTS		T	1	FARMLAND			30,720		
	R			T	103	RESIDENTIAL LAND & IMPROVEMENTS			330,110		
								Taxable Total:	360,830		
	R			E	901	RURAL RESIDENCE EXEMPTION (RAP)			52,090		
					100% Alberta School Foundation Fund			Totals:	412,920		
5483000	SW-28-24-23-4		111.57 Acres								
								LSD 3;E. 1/2 LSD 4&5;N&W LSD 6			
								C Corporation			
	F	LAND		T	1	FARMLAND		Taxable Total:	25,100		
	100% Alberta School Foundation Fund										
5483010	0915193 1 1 SW-28-24-23-4		4.22 Acres								
	233048 TWP RD 244							SE CORNER			
								I Individual			
	R	LAND & IMPROVEMENTS		T	103	RESIDENTIAL LAND & IMPROVEMENTS			818,900		
	R			E	903	FARM BUILDING EXEMPT			13,800		
					100% Alberta School Foundation Fund			Totals:	832,700		
5483020	1211484 2 1 SW-28-24-23-4		4.21 Acres								
	233054A TWP RD 244							SOUTHWEST CORNER OF LSD 3			
								C Corporation			
	F	LAND & IMPROVEMENTS		T	1	FARMLAND			290		
	R			T	103	RESIDENTIAL LAND & IMPROVEMENTS			274,760		
								Taxable Total:	275,050		
	R			E	901	RURAL RESIDENCE EXEMPTION (RAP)			61,540		
					100% Alberta School Foundation Fund			Totals:	336,590		
5484000	SW-28-24-23-4		34.02 Acres								
								SW portion of LSD 4			
								I Individual			
	F	LAND		T	1	FARMLAND		Taxable Total:	7,860		
					100% Alberta School Foundation Fund						
5484010	1511615 3 1 SW-28-24-23-4		5.98 Acres								
	244039 RGE RD 234							NW corner of LSD 5			
								I Individual			
	F	LAND & IMPROVEMENTS		T	1	FARMLAND			510		
	R			T	103	RESIDENTIAL LAND & IMPROVEMENTS			511,190		
								Taxable Total:	511,700		
	R			E	901	RURAL RESIDENCE EXEMPTION (RAP)			510		
					100% Alberta School Foundation Fund			Totals:	512,210		



2019 Assessment Roll (Valuation Date 1-July, 2019) 2020 Taxation Year, Wheatland County

Assessment Year: 2019
Tax Year: 2020

Roll	Legal Address					Total
5485000	NE-29-24-23-4 244064 RGE RD 234	152.00 Acres				
			I Individual			
	F LAND & IMPROVEMENTS		T 1	FARMLAND		32,190
	R		T 103	RESIDENTIAL LAND & IMPROVEMENTS		297,630
						Taxable Total:
						329,820
	R		E 901	RURAL RESIDENCE EXEMPTION (RAP)		30,770
			100% Alberta School Foundation Fund			Totals:
						360,590
5486000	NW-29-24-23-4	154.00 Acres				
			C Corporation			
	F LAND		T 1	FARMLAND		35,170
			100% Alberta School Foundation Fund			Taxable Total:
5487000	SE-29-24-23-4	159.54 Acres				
			I Individual			
	F LAND		T 1	FARMLAND		37,080
			100% Alberta School Foundation Fund			Taxable Total:
5488000	SW-29-24-23-4	160.00 Acres				
			I Individual			
	F LAND		T 1	FARMLAND		36,520
			100% Alberta School Foundation Fund			Taxable Total:
5489000	NE-30-24-23-4	140.00 Acres				
			LSD A, 2&7 & W1/2 LSD 8			
			C Corporation			
	F LAND		T 1	FARMLAND		29,850
			100% Alberta School Foundation Fund			Taxable Total:
5490000	NE-30-24-23-4 244084 RGE RD 235	20.00 Acres				
			E. 1/2 LSD 16			
			I Individual			
	F LAND & IMPROVEMENTS		T 1	FARMLAND		2,810
	R		T 103	RESIDENTIAL LAND & IMPROVEMENTS		374,910
						Taxable Total:
						377,720
	R		E 901	RURAL RESIDENCE EXEMPTION (RAP)		61,540
	R		E 903	FARM BUILDING EXEMPT		98,420
			100% Alberta School Foundation Fund			Exempt Total:
						159,960
						Totals:
						537,680
5491000	NW-30-24-23-4	160.00 Acres				
			C Corporation			
	F LAND		T 1	FARMLAND		39,710
			100% Alberta School Foundation Fund			Taxable Total:



2019 Assessment Roll (Valuation Date 1-July, 2019) 2020 Taxation Year, Wheatland County

Assessment Year: 2019
Tax Year: 2020

Roll	Legal Address	Total
5492000	SE-30-24-23-4 158.51 Acres	
	I Individual	
	F LAND T 1 FARMLAND 100% Christ The Redeemer Reg. 3	Taxable Total: 39,060
5493000	SW-30-24-23-4 157.84 Acres	
	I Individual	
	F LAND T 1 FARMLAND 100% Christ The Redeemer Reg. 3	Taxable Total: 36,520
5494000	SW-30-24-23-4 3.65 Acres 235040 TWP RD 244	SOUTHEAST CORNER Crowfoot Community Hall C Corporation
	NR LAND & IMPROVEMENTS E 165 CHARITABLE & WELFARE EXEMPT 100% Alberta School Foundation Fund	Exempt Total: 295,690
5495000	NE-31-24-23-4 151.51 Acres	
	C Corporation	
	F LAND T 1 FARMLAND 100% Alberta School Foundation Fund	Taxable Total: 32,360
5496000	NW-31-24-23-4 149.11 Acres	
	C Corporation	
	F LAND T 1 FARMLAND 100% Alberta School Foundation Fund	Taxable Total: 32,120
5497000	SE-31-24-23-4 154.60 Acres 245018 RGE RD 235	
	C Corporation	
	F LAND & IMPROVEMENTS T 1 FARMLAND	17,300
	R T 103 RESIDENTIAL LAND & IMPROVEMENTS	332,420
		Taxable Total: 349,720
	R E 901 RURAL RESIDENCE EXEMPTION (RAP)	61,540
	R E 903 FARM BUILDING EXEMPT	15,260
	100% Alberta School Foundation Fund	Exempt Total: 76,800
		Totals: 426,520
5498000	SW-31-24-23-4 146.00 Acres	
	C Corporation	
	F LAND T 1 FARMLAND 100% Alberta School Foundation Fund	Taxable Total: 34,850
5499000	NE-32-24-23-4 150.10 Acres	
	I Individual	
	F LAND T 1 FARMLAND	Taxable Total: 28,230



2019 Assessment Roll (Valuation Date 1-July, 2019) 2020 Taxation Year, Wheatland County

Assessment Year: 2019
Tax Year: 2020

Roll	Legal Address					Total
	100% Alberta School Foundation Fund					
5499010	9310740 1 NE-32-24-23-4 2.94 Acres 234027 TWP RD 250	W. PTN OF N.E. 1/4 OF LSD 15 I Individual				
	R LAND & IMPROVEMENTS	T 103	RESIDENTIAL LAND & IMPROVEMENTS		Taxable Total: 405,600	
	100% Alberta School Foundation Fund					
5500000	NW-32-24-23-4 158.88 Acres	C Corporation				
	F LAND	T 1	FARMLAND		Taxable Total: 39,260	
	100% Alberta School Foundation Fund					
5501000	SE-32-24-23-4 153.90 Acres	I Individual				
	F LAND	T 1	FARMLAND		Taxable Total: 36,160	
	100% Alberta School Foundation Fund					
5502000	SW-32-24-23-4 158.90 Acres	I Individual				
	F LAND	T 1	FARMLAND		Taxable Total: 38,640	
	100% Christ The Redeemer Reg. 3					
5503000	NE-33-24-23-4 158.00 Acres	I Individual				
	F LAND	T 1	FARMLAND		Taxable Total: 35,540	
	100% Christ The Redeemer Reg. 3					
5504000	NW-33-24-23-4 159.00 Acres	I Individual				
	F LAND	T 1	FARMLAND		Taxable Total: 31,200	
	100% Christ The Redeemer Reg. 3					
5505000	SE-33-24-23-4 159.00 Acres 245002 RGE RD 233	I Individual				
	F LAND & IMPROVEMENTS	T 1	FARMLAND		22,980	
	R	T 103	RESIDENTIAL LAND & IMPROVEMENTS		385,720	
			Taxable Total:		408,700	
	R	E 901	RURAL RESIDENCE EXEMPTION (RAP)		22,980	
	R	E 903	FARM BUILDING EXEMPT		32,400	
	100% Alberta School Foundation Fund				Exempt Total: 55,380	
					Totals: 464,080	
5506000	SW-33-24-23-4 160.00 Acres	I Individual				



2019 Assessment Roll (Valuation Date 1-July, 2019) 2020 Taxation Year, Wheatland County

Assessment Year: 2019
Tax Year: 2020

Roll	Legal Address					Total
	F	LAND	T	1	FARMLAND	Taxable Total: 35,470
					100% Alberta School Foundation Fund	
5507000	NE-34-24-23-4	153.30 Acres				
	232003 TWP RD 250					
					C Corporation	
	F	LAND & IMPROVEMENTS	T	1	FARMLAND	35,170
	R		T	103	RESIDENTIAL LAND & IMPROVEMENTS	236,030
					Taxable Total:	271,200
	R		E	901	RURAL RESIDENCE EXEMPTION (RAP)	30,770
	R		E	903	FARM BUILDING EXEMPT	5,400
					100% Alberta School Foundation Fund	
					Exempt Total:	36,170
					Totals:	307,370
5508000	NE-34-24-23-4	3.50 Acres				
					S.W. CORNER	
					I Individual	
	F	LAND	T	1	FARMLAND	Taxable Total: 250
					100% Alberta School Foundation Fund	
5509000	NW-34-24-23-4	151.41 Acres				
					I Individual	
	F	LAND	T	1	FARMLAND	Taxable Total: 24,000
					100% Alberta School Foundation Fund	
5510000	NW-34-24-23-4	4.60 Acres				
					N.E. CORNER	
					C Corporation	
	F	LAND	T	1	FARMLAND	Taxable Total: 800
					100% Alberta School Foundation Fund	
5511000	SE-34-24-23-4	89.50 Acres				
					S.W. OF CANAL	
					I Individual	
	F	LAND	T	1	FARMLAND	Taxable Total: 16,210
					100% Alberta School Foundation Fund	
5512000	SE-34-24-23-4	65.50 Acres				
					S.W. OF CANAL	
					C Corporation	
	F	LAND	T	1	FARMLAND	Taxable Total: 13,740
					100% Alberta School Foundation Fund	
5513000	SW-34-24-23-4	155.74 Acres				
	245013A RGE RD 233				I Individual	
	F	LAND & IMPROVEMENTS	T	1	FARMLAND	10,770
	R		T	103	RESIDENTIAL LAND & IMPROVEMENTS	246,130
					Taxable Total:	256,900



2019 Assessment Roll (Valuation Date 1-July, 2019) 2020 Taxation Year, Wheatland County

Assessment Year: 2019
Tax Year: 2020

Roll	Legal Address				Total
	R	E 901	RURAL RESIDENCE EXEMPTION (RAP)		10,770
		100%	Alberta School Foundation Fund	Totals:	267,670
5513010	0410399 1 1 SW-34-24-23-4 2.89 Acres 245027 RGE RD 233			SW CORNER OF LSD 5 I Individual	
	R LAND & IMPROVEMENTS	T 103	RESIDENTIAL LAND & IMPROVEMENTS	Taxable Total:	325,400
		100%	Alberta School Foundation Fund		
5514000	NE-35-24-23-4 160.00 Acres			C Corporation	
	F LAND	T 1	FARMLAND	Taxable Total:	37,810
		100%	Alberta School Foundation Fund		
5515000	NW-35-24-23-4 160.00 Acres 245077 RGE RD 232			C Corporation	
	F LAND & IMPROVEMENTS	T 1	FARMLAND		36,950
	R	T 103	RESIDENTIAL LAND & IMPROVEMENTS		410,460
				Taxable Total:	447,410
	R	E 901	RURAL RESIDENCE EXEMPTION (RAP)		61,540
		100%	Alberta School Foundation Fund	Totals:	508,950
5516000	0813334 1 3 SE-35-24-23-4 156.43 Acres			I Individual	
	F LAND	T 1	FARMLAND	Taxable Total:	34,530
		100%	Alberta School Foundation Fund		
5516010	0813333 1 2 SE-35-24-23-4 3.51 Acres 245038 RGE RD 231			NE Corner I Individual	
	R LAND & IMPROVEMENTS	T 103	RESIDENTIAL LAND & IMPROVEMENTS	Taxable Total:	381,400
		100%	Alberta School Foundation Fund		
5517000	SW-35-24-23-4 152.72 Acres 245039A RGE RD 232			I Individual	
	F LAND & IMPROVEMENTS	T 1	FARMLAND		26,810
	R	T 103	RESIDENTIAL LAND & IMPROVEMENTS		625,370
				Taxable Total:	652,180
	R	E 901	RURAL RESIDENCE EXEMPTION (RAP)		48,830
		100%	Alberta School Foundation Fund	Totals:	701,010
5518000	SW-35-24-23-4 4.20 Acres			S.W. CORNER I Individual	
	F LAND	T 1	FARMLAND	Taxable Total:	440
		100%	Alberta School Foundation Fund		



2019 Assessment Roll (Valuation Date 1-July, 2019) 2020 Taxation Year, Wheatland County

Assessment Year: 2019
Tax Year: 2020

Roll	Legal Address					Total
5518010	9712134	SW-35-24-23-4	1.71 Acres		Canal Right of Way C Corporation	
	NR	LAND		E 167	WESTERN IRRIGATION DIST EXEMPT 100% Alberta School Foundation Fund	Exempt Total: 1,820
5519000	NE-36-24-23-4		160.00 Acres		C Corporation	
	F	LAND		T 1	FARMLAND 100% Alberta School Foundation Fund	Taxable Total: 38,890
5520000	NW-36-24-23-4		160.00 Acres		C Corporation	
	F	LAND		T 1	FARMLAND 100% Alberta School Foundation Fund	Taxable Total: 38,710
5521000	SE-36-24-23-4		160.00 Acres		C Corporation	
	F	LAND		T 1	FARMLAND 100% Alberta School Foundation Fund	Taxable Total: 39,360
5522000	SW-36-24-23-4		160.00 Acres		C Corporation	
	F	LAND		T 1	FARMLAND 100% Alberta School Foundation Fund	Taxable Total: 37,690
5523000	NE-1-25-23-4		80.01 Acres		South Half I Individual	
	F	LAND & IMPROVEMENTS		T 1	FARMLAND	5,980
	R			T 103	RESIDENTIAL LAND & IMPROVEMENTS	247,620
	R			E 901	RURAL RESIDENCE EXEMPTION (RAP) 100% Alberta School Foundation Fund	Taxable Total: 253,600 5,980
					Totals:	259,580
5523010	1612500 1 1	NE-1-25-23-4	74.99 Acres		North Half C Corporation	
	F	LAND & IMPROVEMENTS		T 1	FARMLAND	5,320
	R			T 103	RESIDENTIAL LAND & IMPROVEMENTS 100% Alberta School Foundation Fund	480,200
					Taxable Total:	485,520
5523020	1912413 1 2	NE-1-25-23-4	5.00 Acres		NE Corner C Corporation	
	R	LAND & IMPROVEMENTS		T 103	RESIDENTIAL LAND & IMPROVEMENTS	Taxable Total: 315,900



2019 Assessment Roll (Valuation Date 1-July, 2019) 2020 Taxation Year, Wheatland County

Assessment Year: 2019
Tax Year: 2020

Roll	Legal Address						Total
			100% Alberta School Foundation Fund				
5524000	NW-1-25-23-4	160.00 Acres				C Corporation	
	F	LAND	T	1	FARMLAND	Taxable Total:	29,900
			100% Alberta School Foundation Fund				
5525000	SE-1-25-23-4	156.32 Acres				C Corporation	
	F	LAND	T	1	FARMLAND	Taxable Total:	35,860
			100% Alberta School Foundation Fund				
5526000	SW-1-25-23-4	160.00 Acres				C Corporation	
	F	LAND	T	1	FARMLAND	Taxable Total:	40,740
			100% Alberta School Foundation Fund				
5527000	NE-2-25-23-4	160.00 Acres				C Corporation	
	F	LAND	T	1	FARMLAND	Taxable Total:	27,650
			100% Alberta School Foundation Fund				
5528000	NW-2-25-23-4	160.00 Acres				I Individual	
	F	LAND	T	1	FARMLAND	Taxable Total:	39,930
			100% Alberta School Foundation Fund				
5529000	SE-2-25-23-4	160.00 Acres				C Corporation	
	F	LAND	T	1	FARMLAND	Taxable Total:	38,320
			100% Alberta School Foundation Fund				
5530000	SW-2-25-23-4	160.00 Acres				C Corporation	
	F	LAND	T	1	FARMLAND	Taxable Total:	41,010
			100% Alberta School Foundation Fund				
5531000	NE-3-25-23-4	160.00 Acres				C Corporation	
	F	LAND	T	1	FARMLAND	Taxable Total:	40,480
			100% Alberta School Foundation Fund				
5532000	NW-3-25-23-4	155.06 Acres				C Corporation	



2019 Assessment Roll (Valuation Date 1-July, 2019) 2020 Taxation Year, Wheatland County

Assessment Year: 2019
Tax Year: 2020

Roll	Legal Address					Total
	F	LAND	T	1	FARMLAND	Taxable Total: 37,280
5533000	SE-3-25-23-4	158.00 Acres			100% Alberta School Foundation Fund	
					C Corporation	
	F	LAND	T	1	FARMLAND	Taxable Total: 39,960
5534000	SW-3-25-23-4	152.90 Acres			100% Alberta School Foundation Fund	
		232052 TWP RD 250			Koole Livestock Hauling / Trucking	
					I Individual	
	F	LAND & IMPROVEMENTS	T	1	FARMLAND	33,970
	R		T	103	RESIDENTIAL LAND & IMPROVEMENTS	993,290
	NR		T	105	NON-RESEIDENTIAL LAND & IMPROVEMENTS	292,300
					Taxable Total:	1,319,560
	R		E	901	RURAL RESIDENCE EXEMPTION (RAP)	92,310
	R		E	903	FARM BUILDING EXEMPT	198,420
					100% Alberta School Foundation Fund	290,730
					Exempt Total:	1,610,290
					Totals:	
5535000	NE-4-25-23-4	144.50 Acres				
					I Individual	
	F	LAND	T	1	FARMLAND	Taxable Total: 32,910
					100% Alberta School Foundation Fund	
5535010	9511477 1	NE-4-25-23-4 3.00 Acres			SOUTHEAST CORNER	
		250044 RGE RD 233			I Individual	
	R	LAND & IMPROVEMENTS	T	103	RESIDENTIAL LAND & IMPROVEMENTS	Taxable Total: 240,100
					100% Alberta School Foundation Fund	
5536000	NW-4-25-23-4	150.70 Acres				
					I Individual	
	F	LAND	T	1	FARMLAND	Taxable Total: 29,230
					100% Alberta School Foundation Fund	
5537000	SE-4-25-23-4	158.77 Acres				
					I Individual	
	F	LAND	T	1	FARMLAND	Taxable Total: 32,200
					100% Alberta School Foundation Fund	
5538000	SW-4-25-23-4	149.51 Acres				
					I Individual	
	F	LAND	T	1	FARMLAND	Taxable Total: 35,580
					100% Alberta School Foundation Fund	



2019 Assessment Roll (Valuation Date 1-July, 2019) 2020 Taxation Year, Wheatland County

Assessment Year: 2019
Tax Year: 2020

Roll	Legal Address	Total
5539000	NE-5-25-23-4 160.00 Acres	
	C Corporation	
	F LAND T 1 FARMLAND 100% Alberta School Foundation Fund	Taxable Total: 39,600
5540000	NW-5-25-23-4 160.00 Acres	
	I Individual	
	F LAND T 1 FARMLAND 100% Alberta School Foundation Fund	Taxable Total: 38,490
5541000	SE-5-25-23-4 139.23 Acres	
	I Individual	
	F LAND T 1 FARMLAND 100% Alberta School Foundation Fund	Taxable Total: 20,240
5541010	8910939 1 SE-5-25-23-4 6.00 Acres 250036 RGE RD 234	NORTHEAST CORNER I Individual
	F LAND & IMPROVEMENTS T 1 FARMLAND	530
	R T 103 RESIDENTIAL LAND & IMPROVEMENTS	430,370
		Taxable Total: 430,900
	R E 901 RURAL RESIDENCE EXEMPTION (RAP)	530
	R E 903 FARM BUILDING EXEMPT	10,500
	100% Alberta School Foundation Fund	Exempt Total: 11,030
		Totals: 441,930
5542000	SW-5-25-23-4 159.00 Acres	
	I Individual	
	F LAND T 1 FARMLAND 100% Alberta School Foundation Fund	Taxable Total: 37,460
5543000	NE-6-25-23-4 160.00 Acres	
	I Individual	
	F LAND T 1 FARMLAND 100% Alberta School Foundation Fund	Taxable Total: 39,330
5544000	NW-6-25-23-4 160.00 Acres	
	C Corporation	
	F LAND T 1 FARMLAND 100% Alberta School Foundation Fund	Taxable Total: 39,570
5545000	SE-6-25-23-4 159.01 Acres	
	I Individual	
	F LAND T 1 FARMLAND	Taxable Total: 39,710



2019 Assessment Roll (Valuation Date 1-July, 2019) 2020 Taxation Year, Wheatland County

Assessment Year: 2019
Tax Year: 2020

Roll	Legal Address						Total
			100% Alberta School Foundation Fund				
5546000	SW-6-25-23-4	159.01 Acres					
	235046A TWP RD 250						
			I Individual				
	F LAND & IMPROVEMENTS		T 1	FARMLAND			36,720
	R		T 103	RESIDENTIAL LAND & IMPROVEMENTS			502,380
			Taxable Total:				539,100
	R		E 901	RURAL RESIDENCE EXEMPTION (RAP)			36,720
			100% Alberta School Foundation Fund				
			Totals:				575,820
5547000	NE-7-25-23-4	160.00 Acres					
			I Individual				
	F LAND		T 1	FARMLAND		Taxable Total:	38,690
			100% Alberta School Foundation Fund				
5548000	NW-7-25-23-4	145.30 Acres					
			I Individual				
	F LAND		T 1	FARMLAND		Taxable Total:	34,200
			100% Alberta School Foundation Fund				
5549000	SE-7-25-23-4	160.00 Acres					
			I Individual				
	F LAND		T 1	FARMLAND		Taxable Total:	38,780
			100% Alberta School Foundation Fund				
5550000	SW-7-25-23-4	158.47 Acres					
			I Individual				
	F LAND		T 1	FARMLAND		Taxable Total:	37,880
			100% Alberta School Foundation Fund				
5551000	NE-8-25-23-4	160.00 Acres					
			C Corporation				
	F LAND		T 1	FARMLAND		Taxable Total:	39,350
			100% Alberta School Foundation Fund				
5552000	NW-8-25-23-4	160.00 Acres					
			C Corporation				
	F LAND		T 1	FARMLAND		Taxable Total:	36,680
			100% Alberta School Foundation Fund				
5553000	SE-8-25-23-4	75.00 Acres					
			WESTHALF C Corporation				
	F LAND		T 1	FARMLAND		Taxable Total:	16,680



2019 Assessment Roll (Valuation Date 1-July, 2019) 2020 Taxation Year, Wheatland County

Assessment Year: 2019
Tax Year: 2020

Roll	Legal Address						Total
	100% Alberta School Foundation Fund						
5553010	SE-8-25-23-4	82.92 Acres					
	251038 RGE RD 234						
			EASTHALF				
			I Individual				
	F	LAND & IMPROVEMENTS	T	1	FARMLAND		18,150
	R		T	103	RESIDENTIAL LAND & IMPROVEMENTS		335,750
			Taxable Total:				353,900
	R		E	901	RURAL RESIDENCE EXEMPTION (RAP)		18,150
			100% Alberta School Foundation Fund				
			Totals:				372,050
5553020	1711172 1 1	SE-8-25-23-4 2.08 Acres					
	251028 RGE RD 234						
			SE corner LSD 8				
			I Individual				
	R	LAND & IMPROVEMENTS	T	103	RESIDENTIAL LAND & IMPROVEMENTS	Taxable Total:	290,600
			100% Alberta School Foundation Fund				
5554000	SW-8-25-23-4	160.00 Acres					
			C Corporation				
	F	LAND	T	1	FARMLAND	Taxable Total:	38,250
			100% Alberta School Foundation Fund				
5555000	NE-9-25-23-4	160.00 Acres					
			I Individual				
	F	LAND	T	1	FARMLAND	Taxable Total:	37,480
			100% Alberta School Foundation Fund				
5556000	NW-9-25-23-4	160.00 Acres					
			I Individual				
	F	LAND	T	1	FARMLAND	Taxable Total:	37,100
			100% Alberta School Foundation Fund				
5557000	SE-9-25-23-4	160.00 Acres					
			I Individual				
	F	LAND	T	1	FARMLAND	Taxable Total:	39,690
			100% Alberta School Foundation Fund				
5558000	SW-9-25-23-4	160.00 Acres					
	251001A RGE RD 234						
			I Individual				
	F	LAND & IMPROVEMENTS	T	1	FARMLAND		39,000
	R		T	103	RESIDENTIAL LAND & IMPROVEMENTS		444,170
			Taxable Total:				483,170
	R		E	901	RURAL RESIDENCE EXEMPTION (RAP)		92,310
	R		E	903	FARM BUILDING EXEMPT		51,640
			Exempt Total:				143,950
			Totals:				627,120



2019 Assessment Roll (Valuation Date 1-July, 2019) 2020 Taxation Year, Wheatland County

Assessment Year: 2019
Tax Year: 2020

Roll	Legal Address	100% Alberta School Foundation Fund				Total
5559000	NE-10-25-23-4 160.00 Acres				I Individual	
	F LAND	T 1 FARMLAND		Taxable Total:		38,310
		100% Alberta School Foundation Fund				
5560000	NW-10-25-23-4 158.00 Acres				I Individual	
	F LAND	T 1 FARMLAND		Taxable Total:		38,330
		100% Alberta School Foundation Fund				
5561000	SE-10-25-23-4 160.00 Acres				C Corporation	
	F LAND	T 1 FARMLAND		Taxable Total:		40,350
		100% Alberta School Foundation Fund				
5562000	SW-10-25-23-4 158.00 Acres				C Corporation	
	F LAND	T 1 FARMLAND		Taxable Total:		39,730
		100% Alberta School Foundation Fund				
5563000	NE-11-25-23-4 156.66 Acres				I Individual	
	F LAND	T 1 FARMLAND		Taxable Total:		29,600
		100% Alberta School Foundation Fund				
5564000	NW-11-25-23-4 156.98 Acres				I Individual	
	F LAND	T 1 FARMLAND		Taxable Total:		37,790
		100% Alberta School Foundation Fund				
5564010	0312974 1 1 NW-11-25-23-4 3.00 Acres 231083 TWP RD 252				NW Corner I Individual	
	R LAND & IMPROVEMENTS	T 103 RESIDENTIAL LAND & IMPROVEMENTS		Taxable Total:		377,900
		100% Alberta School Foundation Fund				
5565000	SE-11-25-23-4 160.00 Acres				I Individual	
	F LAND	T 1 FARMLAND		Taxable Total:		27,040
		100% Alberta School Foundation Fund				
5566000	SW-11-25-23-4 160.00 Acres				I Individual	
	F LAND	T 1 FARMLAND		Taxable Total:		38,010



2019 Assessment Roll (Valuation Date 1-July, 2019) 2020 Taxation Year, Wheatland County

Assessment Year: 2019
Tax Year: 2020

Roll	Legal Address					Total
	100% Alberta School Foundation Fund					
5567000	NE-12-25-23-4	141.02 Acres			NE OF RAILWAY I Individual	
	F	LAND	T	1	FARMLAND	
					Taxable Total:	27,630
	100% Alberta School Foundation Fund					
5568000	0610795 2 1 N -12-25-23-4	98.30 Acres			LSD 11&14 & SW Pt LSD 10 I Individual	
	F	LAND & IMPROVEMENTS	T	1	FARMLAND	6,150
	R		T	103	RESIDENTIAL LAND & IMPROVEMENTS	227,030
					Taxable Total:	233,180
	R		E	901	RURAL RESIDENCE EXEMPTION (RAP)	6,150
	R		E	903	FARM BUILDING EXEMPT	52,770
					100% Alberta School Foundation Fund	
					Exempt Total:	58,920
					Totals:	292,100
5568010	RY372 PT-12-25-23-4	12.54 Acres			RAILWAY IN NE,NW & SE I Individual	
	F	LAND	T	1	FARMLAND	
					Taxable Total:	810
	100% Alberta School Foundation Fund					
5568020	NE-12-25-23-4	0.37 Acres			Adjacent to Railway I Individual	
	R	LAND	T	104	RESIDENTIAL VACANT LAND	
					100% Alberta School Foundation Fund	
					Taxable Total:	1,300
	100% Alberta School Foundation Fund					
5569000	0610794 1 1 NW-12-25-23-4	53.20 Acres			Westerly Part I Individual	
	F	LAND & IMPROVEMENTS	T	1	FARMLAND	3,500
	R		T	103	RESIDENTIAL LAND & IMPROVEMENTS	262,400
					Taxable Total:	265,900
	R		E	901	RURAL RESIDENCE EXEMPTION (RAP)	3,500
	R		E	903	FARM BUILDING EXEMPT	8,000
					100% Christ The Redeemer Reg. 3	
					Exempt Total:	11,500
					Totals:	277,400
5570000	NW-12-25-23-4	16.72 Acres			NORTHEAST OF RAILWAY I Individual	
	F	LAND	T	1	FARMLAND	
					Taxable Total:	1,430
	100% Alberta School Foundation Fund					
5570020	NW-12-25-23-4	1.80 Acres			Adjacent To Railway I Individual	



2019 Assessment Roll (Valuation Date 1-July, 2019) 2020 Taxation Year, Wheatland County

Assessment Year: 2019
Tax Year: 2020

Roll	Legal Address					Total
	F	LAND	T	1	FARMLAND	Taxable Total: 110
					100% Alberta School Foundation Fund	
5571000	SE-12-25-23-4	132.05 Acres				SOUTHWEST OF RAILWAY
	251022A RGE RD 230					I Individual
	F	LAND & IMPROVEMENTS	T	1	FARMLAND	7,590
	R		T	103	RESIDENTIAL LAND & IMPROVEMENTS	298,310
						Taxable Total: 305,900
	R		E	901	RURAL RESIDENCE EXEMPTION (RAP)	7,590
					100% Alberta School Foundation Fund	Totals: 313,490
5572000	SE-12-25-23-4	16.86 Acres				N.W. OF RAILWAY
						I Individual
	F	LAND	T	1	FARMLAND	Taxable Total: 2,140
					100% Alberta School Foundation Fund	
5572010	SE-12-25-23-4	3.09 Acres				50' Parallel to R/R on N & S
						I Individual
	F	LAND	T	1	FARMLAND	Taxable Total: 200
					100% Alberta School Foundation Fund	
5573000	SW-12-25-23-4	160.00 Acres				C Corporation
	F	LAND	T	1	FARMLAND	Taxable Total: 27,350
					100% Alberta School Foundation Fund	
5574000	NE-13-25-23-4	160.00 Acres				I Individual
	252062A RGE RD 230					
	F	LAND & IMPROVEMENTS	T	1	FARMLAND	31,480
	R		T	103	RESIDENTIAL LAND & IMPROVEMENTS	824,090
						Taxable Total: 855,570
	R		E	901	RURAL RESIDENCE EXEMPTION (RAP)	92,310
					100% The Golden Hills Reg. Div. 15	Totals: 947,880
5575000	NW-13-25-23-4	160.00 Acres				I Individual
	F	LAND	T	1	FARMLAND	Taxable Total: 17,230
					100% The Golden Hills Reg. Div. 15	
5576000	SE-13-25-23-4	160.00 Acres				I Individual
	F	LAND	T	1	FARMLAND	Taxable Total: 36,950
					100% The Golden Hills Reg. Div. 15	



2019 Assessment Roll (Valuation Date 1-July, 2019) 2020 Taxation Year, Wheatland County

Assessment Year: 2019
Tax Year: 2020

Roll	Legal Address	Total
5577000	SW-13-25-23-4 158.51 Acres	
	I Individual	
	F LAND T 1 FARMLAND Taxable Total: 16,430	
	100% The Golden Hills Reg. Div. 15	
5578000	NE-14-25-23-4 160.00 Acres	
	I Individual	
	F LAND T 1 FARMLAND Taxable Total: 22,350	
	100% Alberta School Foundation Fund	
5579000	NW-14-25-23-4 160.00 Acres	
	I Individual	
	F LAND T 1 FARMLAND Taxable Total: 39,670	
	100% Alberta School Foundation Fund	
5580000	SE-14-25-23-4 160.00 Acres	
	I Individual	
	F LAND & IMPROVEMENTS T 1 FARMLAND 33,120	
	R E 903 FARM BUILDING EXEMPT 160,920	
	100% Alberta School Foundation Fund Totals: 194,040	
5581000	SW-14-25-23-4 156.06 Acres	
	231058 TWP RD 252 I Individual	
	F LAND & IMPROVEMENTS T 1 FARMLAND 25,890	
	R T 103 RESIDENTIAL LAND & IMPROVEMENTS 343,460	
	R E 901 RURAL RESIDENCE EXEMPTION (RAP) Taxable Total: 369,350	
	100% Alberta School Foundation Fund Totals: 61,540	
5582000	NE-15-25-23-4 160.00 Acres	
	252044 RGE RD 232 Fireworks Factory I Individual	
	F LAND & IMPROVEMENTS T 1 FARMLAND 33,980	
	NR T 105 NON-RESEIDENTIAL LAND & IMPROVEMENTS 191,400	
	100% Alberta School Foundation Fund Taxable Total: 225,380	
5583000	NW-15-25-23-4 158.00 Acres	
	I Individual	
	F LAND T 1 FARMLAND Taxable Total: 37,700	
	100% Alberta School Foundation Fund	
5584000	SE-15-25-23-4 160.00 Acres	
	232022 TWP RD 252 I Individual	
	F LAND & IMPROVEMENTS T 1 FARMLAND 30,330	



2019 Assessment Roll (Valuation Date 1-July, 2019) 2020 Taxation Year, Wheatland County

Assessment Year: 2019
Tax Year: 2020

Roll	Legal Address					Total
	R		T	103	RESIDENTIAL LAND & IMPROVEMENTS	511,770
					Taxable Total:	542,100
	R		E	901	RURAL RESIDENCE EXEMPTION (RAP)	30,330
				100%	Alberta School Foundation Fund	Totals: 572,430
5585000	SW-15-25-23-4	158.00 Acres				
	252023 RGE RD 233				I Individual	
	F	LAND & IMPROVEMENTS	T	1	FARMLAND	26,330
	R		T	103	RESIDENTIAL LAND & IMPROVEMENTS	382,670
					Taxable Total:	409,000
	R		E	901	RURAL RESIDENCE EXEMPTION (RAP)	64,030
				100%	Alberta School Foundation Fund	Totals: 473,030
5586000	NE-16-25-23-4	159.50 Acres				
					C Corporation	
	F	LAND	T	1	FARMLAND	Taxable Total: 22,260
				100%	Alberta School Foundation Fund	
5587000	NW-16-25-23-4	160.00 Acres				
					C Corporation	
	F	LAND	T	1	FARMLAND	Taxable Total: 34,650
				100%	Alberta School Foundation Fund	
5588000	SE-16-25-23-4	159.50 Acres				
					C Corporation	
	F	LAND	T	1	FARMLAND	Taxable Total: 39,850
				100%	Alberta School Foundation Fund	
5589000	SW-16-25-23-4	160.00 Acres				
					C Corporation	
	F	LAND	T	1	FARMLAND	Taxable Total: 38,010
				100%	Alberta School Foundation Fund	
5590000	NE-17-25-23-4	160.00 Acres				
					C Corporation	
	F	LAND	T	1	FARMLAND	Taxable Total: 39,060
				100%	Alberta School Foundation Fund	
5591000	NW-17-25-23-4	160.00 Acres				
					C Corporation	
	F	LAND	T	1	FARMLAND	Taxable Total: 28,340
				100%	Alberta School Foundation Fund	



2019 Assessment Roll (Valuation Date 1-July, 2019) 2020 Taxation Year, Wheatland County

Assessment Year: 2019
Tax Year: 2020

Roll	Legal Address				Total
5592000	SE-17-25-23-4	160.00 Acres		C Corporation	
	F LAND		T 1 FARMLAND	Taxable Total:	37,550
			100% Alberta School Foundation Fund		
5593000	SW-17-25-23-4	160.00 Acres		C Corporation	
	F LAND		T 1 FARMLAND	Taxable Total:	30,030
			100% Alberta School Foundation Fund		
5594000	NE-18-25-23-4	160.00 Acres		C Corporation	
	F LAND		T 1 FARMLAND	Taxable Total:	38,070
			100% Alberta School Foundation Fund		
5595000	NW-18-25-23-4	149.80 Acres		C Corporation	
	F LAND		T 1 FARMLAND	Taxable Total:	37,600
			100% Alberta School Foundation Fund		
5596000	SE-18-25-23-4	160.00 Acres		C Corporation	
	F LAND		T 1 FARMLAND	Taxable Total:	36,240
			100% Alberta School Foundation Fund		
5597000	SW-18-25-23-4	153.00 Acres		C Corporation	
	F LAND		T 1 FARMLAND	Taxable Total:	35,790
			100% Alberta School Foundation Fund		
5598000	NE-19-25-23-4	155.90 Acres		C Corporation	
	F LAND		T 1 FARMLAND	Taxable Total:	34,500
			100% Alberta School Foundation Fund		
5599000	NW-19-25-23-4	116.83 Acres		C Corporation	
	F LAND		T 1 FARMLAND	Taxable Total:	28,040
			100% Alberta School Foundation Fund		
5599010	9410958 1 NW-19-25-23-4 34.47 Acres 235055 TWP RD 254			I Individual	
	F LAND & IMPROVEMENTS		T 1 FARMLAND		7,120



2019 Assessment Roll (Valuation Date 1-July, 2019) 2020 Taxation Year, Wheatland County

Assessment Year: 2019
Tax Year: 2020

Roll	Legal Address					Total
	R		T	103	RESIDENTIAL LAND & IMPROVEMENTS	457,130
					Taxable Total:	464,250
	R		E	901	RURAL RESIDENCE EXEMPTION (RAP)	7,120
	R		E	903	FARM BUILDING EXEMPT	97,160
				100%	Alberta School Foundation Fund	104,280
					Exempt Total:	568,530
					Totals:	
5601000	S -19-25-23-4	259.60 Acres			EAST OF ROAD DIVERSION C Corporation	
	F	LAND	T	1	FARMLAND	
				100%	Alberta School Foundation Fund	60,430
5602000	SW-19-25-23-4	18.42 Acres			SW CORNER I Individual	
	F	LAND	T	1	FARMLAND	
				100%	Alberta School Foundation Fund	1,760
5603000	NE-20-25-23-4	80.00 Acres			EAST HALF I Individual	
	F	LAND	T	1	FARMLAND	
				100%	Alberta School Foundation Fund	19,480
5604000	NE-20-25-23-4	70.40 Acres			WEST HALF C Corporation	
	F	LAND	T	1	FARMLAND	
				100%	Alberta School Foundation Fund	12,270
5604010	NE-20-25-23-4	0.12 Acres			N.W. CORNER OF LSD 15 P Provincial	
	NR	LAND	E	167	WESTERN IRRIGATION DIST EXEMPT	
				100%	Alberta School Foundation Fund	130
5605000	NW-20-25-23-4	80.00 Acres			SOUTH HALF Wheatland Colony- Fabrication Shop C Corporation	
	F	LAND & IMPROVEMENTS	T	1	FARMLAND	7,830
	NR		T	105	NON-RESEIDENTIAL LAND & IMPROVEMENTS	1,022,880
					Taxable Total:	1,030,710
	R		E	903	FARM BUILDING EXEMPT	874,320
				100%	Alberta School Foundation Fund	1,905,030
					Totals:	
5606000	NW-20-25-23-4	79.00 Acres			NORTH HALF C Corporation	
	F	LAND	T	1	FARMLAND	
					Taxable Total:	15,710



2019 Assessment Roll (Valuation Date 1-July, 2019) 2020 Taxation Year, Wheatland County

Assessment Year: 2019
Tax Year: 2020

Roll	Legal Address										Total
	100% Alberta School Foundation Fund										
5606010	NW-20-25-23-4		0.56 Acres							N.E. CORNER OF LSD 14 P Provincial	
	NR	LAND		E	167	WESTERN IRRIGATION DIST EXEMPT 100% Alberta School Foundation Fund				Exempt Total:	52,670
5607000	SE-20-25-23-4		155.30 Acres							C Corporation	
	F	LAND		T	1	FARMLAND				Taxable Total:	34,530
	100% Alberta School Foundation Fund										
5608000	SW-20-25-23-4 253047 RGE RD 235		145.13 Acres							Wheatland Colony & Abattoir C Corporation	
	F	LAND & IMPROVEMENTS		T	1	FARMLAND					26,140
	R			T	103	RESIDENTIAL LAND & IMPROVEMENTS					3,223,230
	NR			T	105	NON-RESEIDENTIAL LAND & IMPROVEMENTS					313,820
				Taxable Total:						3,563,190	
	R			E	901	RURAL RESIDENCE EXEMPTION (RAP)					646,170
	R			E	903	FARM BUILDING EXEMPT 100% Alberta School Foundation Fund				Exempt Total:	67,010
									Totals:	713,180	
										4,276,370	
5608010	9910865 1	SW-20-25-23-4	1.07 Acres							CEMETERY Wheatland Colony Cemetery C Corporation	
	NR	LAND		E	159	CEMETARY EXEMPT 100% Alberta School Foundation Fund				Exempt Total:	81,710
5608020	IRR783 RW 25	AL-20-25-23-4	28.42 Acres							LSD 15,10,7,6,3,4 P Provincial	
	NR	LAND		E	167	WESTERN IRRIGATION DIST EXEMPT 100% Alberta School Foundation Fund				Exempt Total:	136,180
5609000	NE-21-25-23-4 233005 TWP RD 254		159.50 Acres							I Individual	
	F	LAND & IMPROVEMENTS		T	1	FARMLAND					31,740
	R			T	103	RESIDENTIAL LAND & IMPROVEMENTS					315,160
				Taxable Total:						346,900	
	R			E	901	RURAL RESIDENCE EXEMPTION (RAP) 100% Alberta School Foundation Fund					61,540
									Totals:	408,440	
5610000	NW-21-25-23-4		160.00 Acres							I Individual	



2019 Assessment Roll (Valuation Date 1-July, 2019) 2020 Taxation Year, Wheatland County

Assessment Year: 2019
Tax Year: 2020

Roll	Legal Address					Total
	F	LAND	T	1	FARMLAND	Taxable Total: 36,910
					100% Alberta School Foundation Fund	
5611000	SE-21-25-23-4	159.50 Acres				I Individual
	F	LAND	T	1	FARMLAND	Taxable Total: 25,850
					100% Alberta School Foundation Fund	
5612000	SW-21-25-23-4	160.00 Acres				I Individual
	F	LAND	T	1	FARMLAND	Taxable Total: 36,970
					100% Alberta School Foundation Fund	
5613000	NE-22-25-23-4	120.00 Acres				LSD 9, 10 & South part LSD15&16 I Individual
	F	LAND	T	1	FARMLAND	Taxable Total: 27,070
					100% Alberta School Foundation Fund	
5613010	1612043 1 1 NE-22-25-23-4	40.00 Acres				North Half LSD 15 & 16 I Individual
		232025 TWP RD 254				
	F	LAND & IMPROVEMENTS	T	1	FARMLAND	5,650
	R		T	103	RESIDENTIAL LAND & IMPROVEMENTS	381,000
					100% Alberta School Foundation Fund	Taxable Total: 386,650
5614000	NW-22-25-23-4	158.00 Acres				I Individual
		232063 TWP RD 254				
	F	LAND	T	1	FARMLAND	Taxable Total: 28,260
					100% Alberta School Foundation Fund	
5615000	SE-22-25-23-4	156.00 Acres				I Individual
	F	LAND	T	1	FARMLAND	Taxable Total: 34,590
					100% Alberta School Foundation Fund	
5615010	9812627 1 SE-22-25-23-4	4.00 Acres				NORTHEAST CORNER I Individual
		253036 RGE RD 232				
	R	LAND & IMPROVEMENTS	T	103	RESIDENTIAL LAND & IMPROVEMENTS	357,260
	R		E	901	RURAL RESIDENCE EXEMPTION (RAP)	61,540
					100% Alberta School Foundation Fund	Totals: 418,800
5616000	SW-22-25-23-4	158.00 Acres				I Individual
	F	LAND	T	1	FARMLAND	Taxable Total: 36,750



2019 Assessment Roll (Valuation Date 1-July, 2019) 2020 Taxation Year, Wheatland County

Assessment Year: 2019
Tax Year: 2020

Roll	Legal Address					Total
			100% Alberta School Foundation Fund			
5617000	N -23-25-23-4	218.46 Acres			North of Railway & Extra Parts I Individual	
	F	LAND	T	1	FARMLAND	Taxable Total: 46,450
			100% Alberta School Foundation Fund			
5618000	NE-23-25-23-4	1.29 Acres			SOUTHWEST CORNER I Individual	
	F	LAND	T	1	FARMLAND	Taxable Total: 80
			100% Alberta School Foundation Fund			
5619000	NW-23-25-23-4 253045 RGE RD 232	99.02 Acres			SOUTHWEST OF RAILWAY I Individual	
	F	LAND & IMPROVEMENTS	T	1	FARMLAND	6,370
	R		T	103	RESIDENTIAL LAND & IMPROVEMENTS	420,850
			Taxable Total:			427,220
	R		E	901	RURAL RESIDENCE EXEMPTION (RAP)	6,450
			100% Alberta School Foundation Fund			Totals: 433,670
5621000	SE-23-25-23-4	152.56 Acres			I Individual	
	F	LAND	T	1	FARMLAND	Taxable Total: 14,030
			100% Alberta School Foundation Fund			
5621010	RY372 SE-23-25-23-4	6.66 Acres			RAILWAY I Individual	
	F	LAND	T	1	FARMLAND	Taxable Total: 420
			100% Alberta School Foundation Fund			
5621020	SE-23-25-23-4	0.78 Acres			Along Railway Plan RY372 I Individual	
	R	LAND	T	104	RESIDENTIAL VACANT LAND	Taxable Total: 4,700
			100% Alberta School Foundation Fund			
5622000	SW-23-25-23-4	160.00 Acres			I Individual	
	F	LAND	T	1	FARMLAND	Taxable Total: 33,450
			100% Alberta School Foundation Fund			
5623000	NE-24-25-23-4	160.00 Acres			I Individual	
	F	LAND	T	1	FARMLAND	Taxable Total: 41,130



2019 Assessment Roll (Valuation Date 1-July, 2019) 2020 Taxation Year, Wheatland County

Assessment Year: 2019
Tax Year: 2020

Roll	Legal Address						Total
			100% The Golden Hills Reg. Div. 15				
5624000	NW-24-25-23-4	160.00 Acres				I Individual	
	F LAND		T	1	FARMLAND	Taxable Total:	31,730
			100% The Golden Hills Reg. Div. 15				
5625000	SE-24-25-23-4	160.00 Acres				I Individual	
	F LAND		T	1	FARMLAND	Taxable Total:	34,700
			100% The Golden Hills Reg. Div. 15				
5626000	SW-24-25-23-4	160.00 Acres				I Individual	
	F LAND		T	1	FARMLAND	Taxable Total:	23,760
			100% The Golden Hills Reg. Div. 15				
5627000	NE-25-25-23-4	158.28 Acres				I Individual	
	F LAND		T	1	FARMLAND	Taxable Total:	18,970
			100% Alberta School Foundation Fund				
5628000	NW-25-25-23-4	160.00 Acres				I Individual	
	F LAND		T	1	FARMLAND	Taxable Total:	32,020
			100% Alberta School Foundation Fund				
5629000	SE-25-25-23-4	155.05 Acres				I Individual	
	F LAND		T	1	FARMLAND	Taxable Total:	31,920
			100% Alberta School Foundation Fund				
5630000	SW-25-25-23-4	160.00 Acres				I Individual	
	F LAND		T	1	FARMLAND	Taxable Total:	36,350
			100% Alberta School Foundation Fund				
5631000	NE-26-25-23-4	160.00 Acres				I Individual	
	F LAND		T	1	FARMLAND	Taxable Total:	25,220
			100% The Golden Hills Reg. Div. 15				
5632000	NW-26-25-23-4	160.00 Acres				I Individual	



2019 Assessment Roll (Valuation Date 1-July, 2019) 2020 Taxation Year, Wheatland County

Assessment Year: 2019
Tax Year: 2020

Roll	Legal Address					Total
	F	LAND	T	1	FARMLAND	Taxable Total: 38,910
5633000	SE-26-25-23-4	160.00 Acres			100% The Golden Hills Reg. Div. 15	
					I Individual	
	F	LAND	T	1	FARMLAND	Taxable Total: 15,120
5634000	SW-26-25-23-4	156.76 Acres			100% The Golden Hills Reg. Div. 15	
					I Individual	
	F	LAND	T	1	FARMLAND	Taxable Total: 11,640
5634010	RY372 SW-26-25-23-4	2.47 Acres			100% The Golden Hills Reg. Div. 15	
					RAILWAY	
					I Individual	
	F	LAND	T	1	FARMLAND	Taxable Total: 180
5634020	RY372 RLY OT SW-26-25-23-4	0.15 Acres			100% The Golden Hills Reg. Div. 15	
					50' NE & SE of R/R on Rd Allow	
					M Municipal	
	NR	LAND	E	155	WHEATLAND COUNTY EXEMPT	Exempt Total: 2,080
5634030	RY372 SW-26-25-23-4	0.77 Acres			100% Alberta School Foundation Fund	
					ADJACENT TO RY372	
					I Individual	
	R	LAND	T	104	RESIDENTIAL VACANT LAND	Taxable Total: 5,900
5635000	NE-27-25-23-4	156.65 Acres			100% The Golden Hills Reg. Div. 15	
					C Corporation	
	F	LAND	T	1	FARMLAND	Taxable Total: 22,450
5635010	RY372 N -27-25-23-4	8.65 Acres			100% Alberta School Foundation Fund	
					ABANDONED RAILWAY	
					C Corporation	
	F	LAND	T	1	FARMLAND	Taxable Total: 650
5636000	NW-27-25-23-4	139.29 Acres			100% Alberta School Foundation Fund	
					C Corporation	
	F	LAND	T	1	FARMLAND	Taxable Total: 17,790
					100% Alberta School Foundation Fund	



2019 Assessment Roll (Valuation Date 1-July, 2019) 2020 Taxation Year, Wheatland County

Assessment Year: 2019
Tax Year: 2020

Roll	Legal Address	Total
5636005	0312978 1 1 NW-27-25-23-4 7.31 Acres 254067B RGE RD 233	SOUTH EAST PORTION LSD 13 Fireworks Spectaculars C Corporation
	NR LAND & IMPROVEMENTS T 105 NON-RESEIDENTIAL LAND & IMPROVEMENTS 100% Alberta School Foundation Fund	Taxable Total: 529,850
5636006	1210034 1 2 NW-27-25-23-4 4.16 Acres 254067A RGE RD 233	NE PART LSD 13 We Rock Raw I Individual
	R LAND & IMPROVEMENTS T 103 RESIDENTIAL LAND & IMPROVEMENTS NR T 105 NON-RESEIDENTIAL LAND & IMPROVEMENTS	684,250 60,070
	100% Alberta School Foundation Fund	Taxable Total: 744,320
5636010	NW-27-25-23-4 2.05 Acres 254053 RGE RD 233	MOST WESTERLY & CENTRAL PTN OF I Individual
	R LAND & IMPROVEMENTS T 103 RESIDENTIAL LAND & IMPROVEMENTS 100% Alberta School Foundation Fund	Taxable Total: 355,400
5637000	SE-27-25-23-4 148.76 Acres	I Individual
	F LAND T 1 FARMLAND 100% Alberta School Foundation Fund	Taxable Total: 26,490
5637010	9410816 1 SE-27-25-23-4 4.41 Acres 232026 TWP RD 254	SE CORNER LSD 2 I Individual
	F LAND & IMPROVEMENTS T 1 FARMLAND R T 103 RESIDENTIAL LAND & IMPROVEMENTS	240 293,950
	R E 901 RURAL RESIDENCE EXEMPTION (RAP) R E 903 FARM BUILDING EXEMPT	Taxable Total: 294,190 32,750 3,560
	100% Alberta School Foundation Fund	Exempt Total: 36,310 Totals: 330,500
5637020	RY372 SE-27-25-23-4 0.46 Acres	S PTN. ADJOINING RAILWAY I Individual
	R LAND T 104 RESIDENTIAL VACANT LAND 100% Alberta School Foundation Fund	Taxable Total: 4,600
5637030	RY372 SE-27-25-23-4 5.10 Acres	RAILWAY I Individual
	F LAND T 1 FARMLAND 100% The Golden Hills Reg. Div. 15	Taxable Total: 370
5638000	SW-27-25-23-4 158.00 Acres	I Individual



2019 Assessment Roll (Valuation Date 1-July, 2019) 2020 Taxation Year, Wheatland County

Assessment Year: 2019
Tax Year: 2020

Roll	Legal Address				Total
	F	LAND	T 1	FARMLAND	
			100%	Alberta School Foundation Fund	Taxable Total: 38,780
5639000	NE-28-25-23-4	156.50 Acres			
	254052A RGE RD 233				I Individual
	F	LAND & IMPROVEMENTS	T 1	FARMLAND	31,580
	R		T 103	RESIDENTIAL LAND & IMPROVEMENTS	331,620
					Taxable Total: 363,200
	R		E 901	RURAL RESIDENCE EXEMPTION (RAP)	31,580
			100%	Alberta School Foundation Fund	Totals: 394,780
5639010	NE-28-25-23-4	3.00 Acres			NE PTN LSD 16
	254052B RGE RD 233				I Individual
	R	LAND & IMPROVEMENTS	T 103	RESIDENTIAL LAND & IMPROVEMENTS	Taxable Total: 320,700
			100%	Christ The Redeemer Reg. 3	
5640000	0510184 1 2	W -28-25-23-4 197.21 Acres			NW & N 1/2 LSD 5&6 E OF CANAL
					I Individual
	F	LAND	T 1	FARMLAND	Taxable Total: 48,630
			100%	Alberta School Foundation Fund	
5641000	SE-28-25-23-4	100.32 Acres			LSD 2&7 & W1/2 LSD 1&8
					C Corporation
	F	LAND	T 1	FARMLAND	Taxable Total: 25,690
			100%	Alberta School Foundation Fund	
5641010	9913214 AREA A	SE-28-25-23-4 11.93 Acres			SOUTHEAST CORNER
	254008 RGE RD 233				I Individual
	F	LAND & IMPROVEMENTS	T 1	FARMLAND	1,790
	R		T 103	RESIDENTIAL LAND & IMPROVEMENTS	619,140
					Taxable Total: 620,930
	R		E 901	RURAL RESIDENCE EXEMPTION (RAP)	37,160
	R		E 903	FARM BUILDING EXEMPT	57,510
			100%	Alberta School Foundation Fund	Exempt Total: 94,670
					Totals: 715,600
5641020	9913214 AREA B	SE-28-25-23-4 45.99 Acres			FOR IRRIGATION PURPOSES
					I Individual
	NR	LAND	E 167	WESTERN IRRIGATION DIST EXEMPT	Exempt Total: 322,220
			100%	Alberta School Foundation Fund	
5642000	SW-28-25-23-4	78.50 Acres			south half
					I Individual



2019 Assessment Roll (Valuation Date 1-July, 2019) 2020 Taxation Year, Wheatland County

Assessment Year: 2019
Tax Year: 2020

Roll	Legal Address				Total
	F	LAND	T 1	FARMLAND	
				100% Alberta School Foundation Fund	Taxable Total: 16,200
5643000	SW-28-25-23-4	40.00 Acres			SOUT HALF LSD 5&6 I Individual
	F	LAND	T 1	FARMLAND	
				100% Alberta School Foundation Fund	Taxable Total: 8,330
5644000	0510183 1 1	SW-28-25-23-4 4.72 Acres			NW Corner I Individual
	R	LAND & IMPROVEMENTS	T 103	RESIDENTIAL LAND & IMPROVEMENTS	583,600
	R		E 901	RURAL RESIDENCE EXEMPTION (RAP)	58,400
				100% Alberta School Foundation Fund	Totals: 642,000
5645000	NE-29-25-23-4	74.12 Acres			NORTH HALF I Individual
	F	LAND	T 1	FARMLAND	
				100% Christ The Redeemer Reg. 3	Taxable Total: 18,930
5646000	NE-29-25-23-4	74.68 Acres			SOUTH HALF I Individual
	F	LAND	T 1	FARMLAND	
				100% Alberta School Foundation Fund	Taxable Total: 12,820
5648000	NW-29-25-23-4	150.79 Acres			I Individual
	F	LAND	T 1	FARMLAND	
				100% Alberta School Foundation Fund	Taxable Total: 21,560
5649000	SE-29-25-23-4	140.00 Acres			I Individual
	F	LAND	T 1	FARMLAND	
				100% Alberta School Foundation Fund	Taxable Total: 33,870
5649010	9311226 1	SE-29-25-23-4 18.34 Acres			WEST HALF LSD 2&7 I Individual
	F	LAND & IMPROVEMENTS	T 1	FARMLAND	1,120
	R		T 103	RESIDENTIAL LAND & IMPROVEMENTS	260,780
					Taxable Total: 261,900
	R		E 901	RURAL RESIDENCE EXEMPTION (RAP)	1,120
				100% Alberta School Foundation Fund	Totals: 263,020
5650000	SW-29-25-23-4	47.95 Acres			EAST OF IRRIGATION DITCH I Individual
		234044 TWP RD 254			



2019 Assessment Roll (Valuation Date 1-July, 2019) 2020 Taxation Year, Wheatland County

Assessment Year: 2019
Tax Year: 2020

Roll	Legal Address				Total
	F LAND & IMPROVEMENTS	T 1	FARMLAND		3,440
	R	T 103	RESIDENTIAL LAND & IMPROVEMENTS		192,960
				Taxable Total:	196,400
	R	E 901	RURAL RESIDENCE EXEMPTION (RAP)		3,440
		100%	Alberta School Foundation Fund	Totals:	199,840
5650010	9312220 2 SW-29-25-23-4 94.55 Acres 254033 RGE RD 235			WEST OF IRRIGATION DITCH I Individual	
	F LAND & IMPROVEMENTS	T 1	FARMLAND		11,960
	R	T 103	RESIDENTIAL LAND & IMPROVEMENTS		519,520
				Taxable Total:	531,480
	R	E 901	RURAL RESIDENCE EXEMPTION (RAP)		11,960
	R	E 903	FARM BUILDING EXEMPT		23,020
		100%	Alberta School Foundation Fund	Exempt Total:	34,980
				Totals:	566,460
5650020	9312220 1 SW-29-25-23-4 3.00 Acres 254037 RGE RD 235			NORTHWEST CORNER I Individual	
	R LAND & IMPROVEMENTS	T 103	RESIDENTIAL LAND & IMPROVEMENTS		334,800
		100%	Alberta School Foundation Fund	Taxable Total:	
5650030	IRR784 RW 25 AL-29-25-23-4 33.41 Acres			LSD 3,6,11,14,15,10,9 P Provincial	
	NR LAND	E 167	WESTERN IRRIGATION DIST EXEMPT		160,090
		100%	Alberta School Foundation Fund	Exempt Total:	
5651000	NE-30-25-23-4 154.08 Acres			CENTRAL EAST PORTION C Corporation	
	F LAND	T 1	FARMLAND		31,130
		100%	Alberta School Foundation Fund	Taxable Total:	
5651020	NE-30-25-23-4 1.38 Acres			C Corporation	
	F LAND	T 1	FARMLAND		250
		100%	Alberta School Foundation Fund	Taxable Total:	
5652010	RY372 N -30-25-23-4 10.66 Acres			ABANDONED RAILWAY C Corporation	
	F LAND	T 1	FARMLAND		2,060
		100%	Alberta School Foundation Fund	Taxable Total:	
5653000	NW-30-25-23-4 79.90 Acres			NORTH HALF C Corporation	



2019 Assessment Roll (Valuation Date 1-July, 2019) 2020 Taxation Year, Wheatland County

Assessment Year: 2019
Tax Year: 2020

Roll	Legal Address					Total
	F	LAND	T	1	FARMLAND	Taxable Total: 19,250
5654000	NW-30-25-23-4	73.94 Acres			100% Alberta School Foundation Fund	
						SOUTH HALF C Corporation
	F	LAND	T	1	FARMLAND	Taxable Total: 17,090
5655000	SE-30-25-23-4	159.56 Acres			100% Alberta School Foundation Fund	
						C Corporation
	F	LAND	T	1	FARMLAND	Taxable Total: 36,900
5656000	SW-30-25-23-4	160.00 Acres			100% Alberta School Foundation Fund	
						C Corporation
	F	LAND	T	1	FARMLAND	Taxable Total: 38,530
5657000	NE-31-25-23-4	156.99 Acres			100% Alberta School Foundation Fund	
						I Individual
	F	LAND	T	1	FARMLAND	Taxable Total: 37,270
5659000	NW-31-25-23-4	67.08 Acres			100% Alberta School Foundation Fund	
		235053 HWY 564				E OF RAILWAY & W OF CANAL I Individual
	F	LAND & IMPROVEMENTS	T	1	FARMLAND	10,270
	R		T	103	RESIDENTIAL LAND & IMPROVEMENTS	363,010
						Taxable Total: 373,280
	R		E	901	RURAL RESIDENCE EXEMPTION (RAP)	61,540
	R		E	903	FARM BUILDING EXEMPT	9,050
					100% Alberta School Foundation Fund	Exempt Total: 70,590
						Totals: 443,870
5660000	NW-31-25-23-4	51.70 Acres				EAST OF CANAL I Individual
	F	LAND	T	1	FARMLAND	Taxable Total: 6,600
5661000	NW-31-25-23-4	35.08 Acres			100% Alberta School Foundation Fund	
						WEST OF ABANDONED RAILWAY I Individual
	F	LAND	T	1	FARMLAND	Taxable Total: 8,050
					100% Alberta School Foundation Fund	



2019 Assessment Roll (Valuation Date 1-July, 2019) 2020 Taxation Year, Wheatland County

Assessment Year: 2019
Tax Year: 2020

Roll	Legal Address	Total
5662000	SE-31-25-23-4 80.00 Acres WEST HALF C Corporation	
	F LAND T 1 FARMLAND 100% Alberta School Foundation Fund	Taxable Total: 20,430
5662020	0413556 2 1 SE-31-25-23-4 4.00 Acres 255022B RGE RD 235 Northeast Corner LSD 1 I Individual	
	R LAND & IMPROVEMENTS T 103 RESIDENTIAL LAND & IMPROVEMENTS 100% Alberta School Foundation Fund	Taxable Total: 179,000
5663000	0413687 2 2 SE-31-25-23-4 61.81 Acres 255022A RGE RD 235 EAST HALF - N OF ABND RAILWAY I Individual	
	F LAND & IMPROVEMENTS T 1 FARMLAND	8,470
	R T 103 RESIDENTIAL LAND & IMPROVEMENTS	228,530
	R E 901 RURAL RESIDENCE EXEMPTION (RAP)	8,470
	100% Alberta School Foundation Fund	Totals: 245,470
5663010	9310677 1 SE-31-25-23-4 14.14 Acres 255010 RGE RD 235 SE Corner I Individual	
	F LAND & IMPROVEMENTS T 1 FARMLAND	1,100
	R T 103 RESIDENTIAL LAND & IMPROVEMENTS	284,900
	R E 901 RURAL RESIDENCE EXEMPTION (RAP)	1,100
	R E 903 FARM BUILDING EXEMPT 100% Alberta School Foundation Fund	7,150
		Exempt Total: 8,250
		Totals: 294,250
5664000	SW-31-25-23-4 155.60 Acres SOUTH OF IRRIGATION DITCH I Individual	
	F LAND T 1 FARMLAND 100% Alberta School Foundation Fund	Taxable Total: 34,300
5666000	NE-32-25-23-4 150.57 Acres 234023 HWY 564 Refinish FX Autobody I Individual	
	F LAND & IMPROVEMENTS T 1 FARMLAND	19,020
	R T 103 RESIDENTIAL LAND & IMPROVEMENTS	447,770
	NR T 105 NON-RESEIDENTIAL LAND & IMPROVEMENTS	257,880
	R E 901 RURAL RESIDENCE EXEMPTION (RAP)	19,810
	R E 903 FARM BUILDING EXEMPT	14,920
		Exempt Total: 34,730



2019 Assessment Roll (Valuation Date 1-July, 2019) 2020 Taxation Year, Wheatland County

Assessment Year: 2019
Tax Year: 2020

Roll	Legal Address		100% Christ The Redeemer Reg. 3				Total
	Totals:						759,400
5666010	RY372	N -32-25-23-4	9.29 Acres	ABANDONED RAILWAY I Individual			
	F	LAND		T	1	FARMLAND	Taxable Total: 690
100% Christ The Redeemer Reg. 3							
5666020	NE-32-25-23-4		1.38 Acres	ADJACENT TO RAILWAY I Individual			
	F	LAND		T	1	FARMLAND	Taxable Total: 100
100% Christ The Redeemer Reg. 3							
5667000	NW-32-25-23-4		154.78 Acres	I Individual			
	F	LAND		T	1	FARMLAND	Taxable Total: 33,610
100% Christ The Redeemer Reg. 3							
5668000	SE-32-25-23-4		160.00 Acres	I Individual			
	F	LAND		T	1	FARMLAND	Taxable Total: 40,400
100% Christ The Redeemer Reg. 3							
5669000	0213300 3 1	SW-32-25-23-4	150.55 Acres	C Corporation			
	F	LAND		T	1	FARMLAND	Taxable Total: 37,800
100% Alberta School Foundation Fund							
5669005	0213299 2 1	SW-32-25-23-4	6.27 Acres	SW CORNER & .21 ac in NW 29 I Individual			
	F	LAND & IMPROVEMENTS		T	1	FARMLAND	590
	R			T	103	RESIDENTIAL LAND & IMPROVEMENTS	520,110
	R			E	901	RURAL RESIDENCE EXEMPTION (RAP)	590
100% Alberta School Foundation Fund						Totals:	521,290
5669030	0010468 1	SW-32-25-23-4	3.00 Acres	NORTHWEST CORNER I Individual			
	R	LAND & IMPROVEMENTS		T	103	RESIDENTIAL LAND & IMPROVEMENTS	Taxable Total: 467,700
100% Alberta School Foundation Fund							
5670000	8811766 1	NE-33-25-23-4	12.00 Acres	SOUTHEAST CORNER I Individual			
	F	LAND & IMPROVEMENTS		T	1	FARMLAND	790
	R			T	103	RESIDENTIAL LAND & IMPROVEMENTS	391,810



2019 Assessment Roll (Valuation Date 1-July, 2019) 2020 Taxation Year, Wheatland County

Assessment Year: 2019
Tax Year: 2020

Roll	Legal Address				Total
	R		E 901 RURAL RESIDENCE EXEMPTION (RAP)	Taxable Total:	392,600
			100% Alberta School Foundation Fund		790
5670020	NE-33-25-23-4	134.86 Acres		Totals:	393,390
	F LAND		T 1 FARMLAND	I Individual	
			100% The Golden Hills Reg. Div. 15	Taxable Total:	28,600
5672000	NW-33-25-23-4	146.96 Acres			
	F LAND		T 1 FARMLAND	I Individual	
			100% Alberta School Foundation Fund	Taxable Total:	33,690
5672010	RY372 RLY 25 NW-33-25-23-4	6.05 Acres		ABANDONED RAILWAY	
	F LAND		T 1 FARMLAND	I Individual	
			100% Alberta School Foundation Fund	Taxable Total:	450
5672020	NW-33-25-23-4	0.97 Acres		ADJACENT TO RAILWAY	
	R LAND		T 104 RESIDENTIAL VACANT LAND	I Individual	
			100% Alberta School Foundation Fund	Taxable Total:	7,900
5673000	SE-33-25-23-4	100.46 Acres		Southwesterly Portion	
	F LAND		T 1 FARMLAND	I Individual	
			100% Alberta School Foundation Fund	Taxable Total:	24,830
5674000	SE-33-25-23-4	21.99 Acres		NORTHEAST OF STATION GROUNDS	
	255020 RGE RD 233			I Individual	
	F LAND & IMPROVEMENTS		T 1 FARMLAND		2,810
	R		T 103 RESIDENTIAL LAND & IMPROVEMENTS		442,190
				Taxable Total:	445,000
	R		E 901 RURAL RESIDENCE EXEMPTION (RAP)		2,810
			100% Alberta School Foundation Fund	Totals:	447,810
5674010	SE-33-25-23-4	3.18 Acres		SOUTHEAST OF STATION GROUNDS	
	R LAND		T 104 RESIDENTIAL VACANT LAND	I Individual	
			100% Alberta School Foundation Fund	Taxable Total:	11,600
5675000	SW-33-25-23-4	160.00 Acres			
				I Individual	



2019 Assessment Roll (Valuation Date 1-July, 2019) 2020 Taxation Year, Wheatland County

Assessment Year: 2019
Tax Year: 2020

Roll	Legal Address				Total
	F	LAND	T	1 FARMLAND 100% Alberta School Foundation Fund	Taxable Total: 36,080
5676000	NE-34-25-23-4	158.01 Acres			I Individual
	F	LAND	T	1 FARMLAND 100% The Golden Hills Reg. Div. 15	Taxable Total: 40,870
5677000	NW-34-25-23-4	139.56 Acres			I Individual
	F	LAND	T	1 FARMLAND 100% The Golden Hills Reg. Div. 15	Taxable Total: 35,310
5677010	0213756 1 1 NW-34-25-23-4 16.43 Acres 255057 RGE RD 233				NORTH WEST CORNER OF LSD 12 I Individual
	F	LAND & IMPROVEMENTS	T	1 FARMLAND	2,440
	R		T	103 RESIDENTIAL LAND & IMPROVEMENTS	261,910
					Taxable Total: 264,350
	R		E	901 RURAL RESIDENCE EXEMPTION (RAP)	61,540
	R		E	903 FARM BUILDING EXEMPT 100% The Golden Hills Reg. Div. 15	68,830
					Exempt Total: 130,370
					Totals: 394,720
5678000	0710479 2 4 S -34-25-23-4 270.38 Acres				S1/2 EXCPT THE WESTERLY 234.8M I Individual
	F	LAND	T	1 FARMLAND 100% The Golden Hills Reg. Div. 15	Taxable Total: 65,170
5679000	0710479 2 3 SW-34-25-23-4 44.52 Acres				WESTERLY 234M I Individual
	F	LAND	T	1 FARMLAND 100% The Golden Hills Reg. Div. 15	Taxable Total: 7,370
5679010	RY372 SW-34-25-23-4 3.10 Acres				ABANDONED RAILWAY I Individual
	F	LAND	T	1 FARMLAND 100% The Golden Hills Reg. Div. 15	Taxable Total: 230
5680000	NE-35-25-23-4 159.00 Acres				I Individual
	F	LAND	T	1 FARMLAND 100% Alberta School Foundation Fund	Taxable Total: 40,760



2019 Assessment Roll (Valuation Date 1-July, 2019) 2020 Taxation Year, Wheatland County

Assessment Year: 2019
Tax Year: 2020

Roll	Legal Address	Total
5681000	NW-35-25-23-4 158.01 Acres	
	I Individual	
	F LAND T 1 FARMLAND 100% The Golden Hills Reg. Div. 15	Taxable Total: 39,210
5682000	SE-35-25-23-4 160.00 Acres	
	I Individual	
	F LAND T 1 FARMLAND 100% Alberta School Foundation Fund	Taxable Total: 32,960
5683000	SW-35-25-23-4 160.00 Acres	
	I Individual	
	F LAND T 1 FARMLAND 100% The Golden Hills Reg. Div. 15	Taxable Total: 39,790
5684000	NE-36-25-23-4 158.01 Acres	
	County Lease- Burke Stock Pile C Corporation	
	F LAND T 1 FARMLAND	32,100
	NR E 152 MUNI GRAVEL OPERATION- EXEMPT	74,000
	100% Alberta School Foundation Fund	Totals: 106,100
5685000	NW-36-25-23-4 158.01 Acres	
	C Corporation	
	F LAND T 1 FARMLAND 100% Alberta School Foundation Fund	Taxable Total: 36,570
5686000	SE-36-25-23-4 160.00 Acres	
	C Corporation	
	F LAND T 1 FARMLAND 100% Alberta School Foundation Fund	Taxable Total: 21,130
5687000	SW-36-25-23-4 160.00 Acres	
	C Corporation	
	F LAND T 1 FARMLAND 100% Alberta School Foundation Fund	Taxable Total: 34,970
5688000	7158EC A SE-33-25-23-4 0.65 Acres	
	TUDOR I Individual	
	R LAND T 104 RESIDENTIAL VACANT LAND 100% Alberta School Foundation Fund	Taxable Total: 17,500
5690000	1411520 2 1 SE-33-25-23-4 1.80 Acres 233030A TWP RD 255A	
	Within SW corner LSD I Individual	



2019 Assessment Roll (Valuation Date 1-July, 2019) 2020 Taxation Year, Wheatland County

Assessment Year: 2019
Tax Year: 2020

Roll	Legal Address				Total
	R	LAND & IMPROVEMENTS	T 103	RESIDENTIAL LAND & IMPROVEMENTS 100% Alberta School Foundation Fund	Taxable Total: 565,500
5691000	1410805 3 1	SE-33-25-23-4 1.55 Acres 233030B TWP RD 255A			SE corner of LSD 15 I Individual
	R	LAND & IMPROVEMENTS	T 103	RESIDENTIAL LAND & IMPROVEMENTS 100% The Golden Hills Reg. Div. 15	Taxable Total: 283,300
5695000	1011610 1 5	SE-33-25-23-4 10.67 Acres 255008 RGE RD 233			I Individual
	R	LAND & IMPROVEMENTS	T 103	RESIDENTIAL LAND & IMPROVEMENTS 100% Alberta School Foundation Fund	Taxable Total: 502,000
5699000	SE-33-25-23-4	0.08 Acres			SW CORNER LSD 8 M Municipal
	NR	LAND	E 155	WHEATLAND COUNTY EXEMPT 100% Alberta School Foundation Fund	Exempt Total: 810
5702010	RY372	E -33-25-23-4 26.26 Acres			FORMER TUDOR STATION GROUNDS I Individual
	R	LAND	T 104	RESIDENTIAL VACANT LAND 100% Alberta School Foundation Fund	Taxable Total: 125,200
5703000	SW-4-26-23-4	154.13 Acres			I Individual
	F	LAND	T 1	FARMLAND 100% Alberta School Foundation Fund	Taxable Total: 35,440
5703010	1612274 1 1	SW-4-26-23-4 3.75 Acres			Southeast Corner I Individual
	F	LAND	T 1	FARMLAND 100% Alberta School Foundation Fund	Taxable Total: 640
5704000	NE-5-26-23-4	160.00 Acres 260066 RGE RD 234			I Individual
	F	LAND & IMPROVEMENTS	T 1	FARMLAND	33,090
	R		T 103	RESIDENTIAL LAND & IMPROVEMENTS	338,230
	R		E 901	RURAL RESIDENCE EXEMPTION (RAP)	Taxable Total: 371,320
	R		E 903	FARM BUILDING EXEMPT 100% Alberta School Foundation Fund	61,540
					8,370
				Exempt Total:	69,910
				Totals:	441,230



2019 Assessment Roll (Valuation Date 1-July, 2019) 2020 Taxation Year, Wheatland County

Assessment Year: 2019
Tax Year: 2020

Roll	Legal Address					Total
5705000	NW-5-26-23-4	154.02 Acres			I Individual	
	F LAND		T 1 FARMLAND		Taxable Total:	34,250
			100% Alberta School Foundation Fund			
5706000	NW-5-26-23-4	2.40 Acres			CENTRAL WEST LSD 13	
	F LAND		T 1 FARMLAND		I Individual	
			100% Christ The Redeemer Reg. 3		Taxable Total:	210
5707000	SE-5-26-23-4	158.01 Acres			I Individual	
	F LAND		T 1 FARMLAND		Taxable Total:	34,000
			100% Alberta School Foundation Fund			
5708000	SW-5-26-23-4	158.01 Acres			I Individual	
	F LAND		T 1 FARMLAND		Taxable Total:	38,700
			100% Alberta School Foundation Fund			
5709000	53/66 OT N-6-26-23-4	92.04 Acres			W OF RWY (NW) & N of Creek(NE)	
	F LAND		T 1 FARMLAND		I Individual	
			100% Christ The Redeemer Reg. 3		Taxable Total:	8,130
5710000	NE-6-26-23-4	72.80 Acres			I Individual	
	F LAND		T 1 FARMLAND		Taxable Total:	16,050
			100% Christ The Redeemer Reg. 3			
5711000	NE-6-26-23-4	1.50 Acres			NORTHEAST CORNER	
	F LAND		T 1 FARMLAND		I Individual	
			100% Alberta School Foundation Fund		Taxable Total:	130
5712000	NW-6-26-23-4	133.02 Acres			NW & SE OF RAILWAY	
	F LAND		T 1 FARMLAND		I Individual	
			100% Christ The Redeemer Reg. 3		Taxable Total:	18,390
5714000	NW-6-26-23-4	5.89 Acres			EAST OF RAILWAY, SOUTH PTN.	
					C Corporation	
	NR LAND		T 105 NON-RESEIDENTIAL LAND & IMPROVEMENTS		Taxable Total:	13,180



2019 Assessment Roll (Valuation Date 1-July, 2019) 2020 Taxation Year, Wheatland County

Assessment Year: 2019
Tax Year: 2020

Roll	Legal Address						Total
			100% Alberta School Foundation Fund				
5715000	SE-6-26-23-4	157.52 Acres				I Individual	
	F LAND		T 1 FARMLAND			Taxable Total:	38,530
			100% Christ The Redeemer Reg. 3				
5716000	SW-6-26-23-4	147.97 Acres				I Individual	
	F LAND		T 1 FARMLAND			Taxable Total:	25,780
			100% Christ The Redeemer Reg. 3				
5717000	NE-7-26-23-4	156.82 Acres				I Individual	
	F LAND		T 1 FARMLAND			Taxable Total:	37,020
			100% Christ The Redeemer Reg. 3				
5718000	NW-7-26-23-4	160.00 Acres				I Individual	
	F LAND		T 1 FARMLAND			Taxable Total:	37,320
			100% Christ The Redeemer Reg. 3				
5719000	SE-7-26-23-4	137.68 Acres				WEST OF WATER COURSE	
	F LAND		T 1 FARMLAND			Taxable Total:	16,570
			100% Alberta School Foundation Fund				
5720000	SE-7-26-23-4	13.40 Acres				SOUTHEAST CORNER	
	F LAND		T 1 FARMLAND			Taxable Total:	1,160
			100% Alberta School Foundation Fund				
5721000	SW-7-26-23-4	159.92 Acres				I Individual	
	F LAND		T 1 FARMLAND			Taxable Total:	24,620
			100% Alberta School Foundation Fund				
5722000	NE-8-26-23-4	116.80 Acres				WEST OF WATER COURSE	
	F LAND		T 1 FARMLAND			Taxable Total:	19,090
			100% Alberta School Foundation Fund				
5723000	NE-8-26-23-4	28.50 Acres				EAST OF WATER COURSE	
			I Individual				



2019 Assessment Roll (Valuation Date 1-July, 2019) 2020 Taxation Year, Wheatland County

Assessment Year: 2019
Tax Year: 2020

Roll	Legal Address					Total	
	F	LAND	T	1	FARMLAND	Taxable Total:	2,520
5724000	NE-8-26-23-4	10.20 Acres	100% Alberta School Foundation Fund			SOUTHEAST CORNER I Individual	
	F	LAND	T	1	FARMLAND	Taxable Total:	900
5725000	NE-8-26-23-4	0.50 Acres	100% Alberta School Foundation Fund			NORTHEAST CORNER I Individual	
	R	LAND	T	104	RESIDENTIAL VACANT LAND	Taxable Total:	500
5726000	NW-8-26-23-4	153.30 Acres	100% Alberta School Foundation Fund			I Individual	
	F	LAND & IMPROVEMENTS	T	1	FARMLAND		31,680
	R		T	103	RESIDENTIAL LAND & IMPROVEMENTS		316,190
						Taxable Total:	347,870
	R		E	901	RURAL RESIDENCE EXEMPTION (RAP)		92,310
	R		E	903	FARM BUILDING EXEMPT		7,400
					100% Alberta School Foundation Fund	Exempt Total:	99,710
						Totals:	447,580
5727000	SE-8-26-23-4	138.55 Acres				SOUTH OF WATER COURSE I Individual	
	F	LAND	T	1	FARMLAND	Taxable Total:	23,190
			100% Alberta School Foundation Fund				
5728000	SE-8-26-23-4	18.05 Acres				NORTH OF WATER COURSE I Individual	
	F	LAND	T	1	FARMLAND	Taxable Total:	1,640
			100% Alberta School Foundation Fund				
5729000	SW-8-26-23-4	89.97 Acres				EAST OF WATER COURSE I Individual	
	F	LAND	T	1	FARMLAND	Taxable Total:	10,400
			100% Alberta School Foundation Fund				
5730000	SW-8-26-23-4	63.00 Acres				WEST OF WATER COURSE I Individual	
	F	LAND	T	1	FARMLAND	Taxable Total:	6,200
			100% Alberta School Foundation Fund				



2019 Assessment Roll (Valuation Date 1-July, 2019) 2020 Taxation Year, Wheatland County

Assessment Year: 2019
Tax Year: 2020

Roll	Legal Address				Total
5731000	NW-16-26-23-4 101.60 Acres			NORTHWEST OF RAILWAY I Individual	
	F LAND	T 1	FARMLAND	Taxable Total:	20,400
			100% Alberta School Foundation Fund		
5732000	W -16-26-23-4 99.69 Acres			N OF CREEK & S OF RAILWAY I Individual	
	F LAND	T 1	FARMLAND	Taxable Total:	14,540
			100% Alberta School Foundation Fund		
5733000	NW-16-26-23-4 3.65 Acres			SOUTHEAST CORNER I Individual	
	F LAND	T 1	FARMLAND	Taxable Total:	330
			100% Alberta School Foundation Fund		
5734000	SW-16-26-23-4 93.78 Acres			SOUTHEAST OF WATER COURSE I Individual	
	F LAND	T 1	FARMLAND	Taxable Total:	16,780
			100% Alberta School Foundation Fund		
5736000	SW-16-26-23-4 233082 TWP RD 262 4.40 Acres			SOUTHWEST CORNER I Individual	
	F LAND & IMPROVEMENTS	T 1	FARMLAND		230
	R	T 103	RESIDENTIAL LAND & IMPROVEMENTS		267,420
				Taxable Total:	267,650
	R	E 901	RURAL RESIDENCE EXEMPTION (RAP)		230
	R	E 903	FARM BUILDING EXEMPT		8,750
			100% Alberta School Foundation Fund	Exempt Total:	8,980
				Totals:	276,630
5737000	NE-17-26-23-4 155.47 Acres			I Individual	
	F LAND	T 1	FARMLAND	Taxable Total:	23,900
			100% Alberta School Foundation Fund		
5738000	NW-17-26-23-4 262063 RGE RD 235 115.47 Acres			N1/2 LSD11&12 & ALL LSD13&14 I Individual	
	F LAND & IMPROVEMENTS	T 1	FARMLAND		17,860
	R	T 103	RESIDENTIAL LAND & IMPROVEMENTS		305,570
				Taxable Total:	323,430
	R	E 901	RURAL RESIDENCE EXEMPTION (RAP)		17,860
	R	E 903	FARM BUILDING EXEMPT		13,070
				Exempt Total:	30,930



2019 Assessment Roll (Valuation Date 1-July, 2019) 2020 Taxation Year, Wheatland County

Assessment Year: 2019
Tax Year: 2020

Roll	Legal Address	100% Alberta School Foundation Fund				Total
5739000	NW-17-26-23-4	40.00 Acres	Totals:			354,360
			SOUTH HALF OF LSD 11 & 12			
			I Individual			
	F	LAND	T	1	FARMLAND	8,830
			100% Alberta School Foundation Fund			
5740000	SE-17-26-23-4	75.80 Acres	Totals:			
			SOUTHEAST OF RAILWAY			
			I Individual			
	F	LAND & IMPROVEMENTS	T	1	FARMLAND	13,140
	R		T	103	RESIDENTIAL LAND & IMPROVEMENTS	318,660
			Taxable Total:			331,800
	R		E	901	RURAL RESIDENCE EXEMPTION (RAP)	13,140
			100% Alberta School Foundation Fund			
			Totals:			344,940
5740010	9310563 1	SE-17-26-23-4 3.00 Acres	602' WEST OF SOUTHEAST CORNER			
			I Individual			
	R	LAND & IMPROVEMENTS	T	103	RESIDENTIAL LAND & IMPROVEMENTS	458,150
	R		E	903	FARM BUILDING EXEMPT	1,950
			100% Alberta School Foundation Fund			
			Totals:			460,100
5741000	SE-17-26-23-4	70.95 Acres	NORTHWEST OF RAILWAY			
			I Individual			
	F	LAND	T	1	FARMLAND	16,980
			100% Alberta School Foundation Fund			
5742000	SE-17-26-23-4	0.90 Acres	SOUTHEAST CORNER			
			I Individual			
	R	LAND	T	104	RESIDENTIAL VACANT LAND	1,000
			100% Alberta School Foundation Fund			
5743000	SW-17-26-23-4	157.03 Acres	I Individual			
	F	LAND	T	1	FARMLAND	39,270
			100% Alberta School Foundation Fund			
5743010	0010739 1	SW-17-26-23-4 1.55 Acres	SOUTHEAST CORNER			
			I Individual			
	R	LAND & IMPROVEMENTS	T	103	RESIDENTIAL LAND & IMPROVEMENTS	358,900
			100% Alberta School Foundation Fund			
5744000	NE-18-26-23-4	155.47 Acres	I Individual			
	F	LAND & IMPROVEMENTS	T	1	FARMLAND	24,050



2019 Assessment Roll (Valuation Date 1-July, 2019) 2020 Taxation Year, Wheatland County

Assessment Year: 2019
Tax Year: 2020

Roll	Legal Address					Total
	R		T 103	RESIDENTIAL LAND & IMPROVEMENTS		655,890
					Taxable Total:	679,940
	R		E 901	RURAL RESIDENCE EXEMPTION (RAP)		92,310
			100%	Alberta School Foundation Fund	Totals:	772,250
5745000	NW-18-26-23-4	155.47 Acres			I Individual	
	F LAND		T 1	FARMLAND	Taxable Total:	28,180
			100%	Alberta School Foundation Fund		
5746000	SE-18-26-23-4	160.00 Acres			I Individual	
	F LAND		T 1	FARMLAND	Taxable Total:	37,960
			100%	Alberta School Foundation Fund		
5747000	SW-18-26-23-4	160.00 Acres			I Individual	
	F LAND		T 1	FARMLAND	Taxable Total:	37,100
			100%	Alberta School Foundation Fund		
5748000	NE-19-26-23-4	160.00 Acres			C Corporation	
	F LAND		T 1	FARMLAND	Taxable Total:	41,280
			100%	Alberta School Foundation Fund		
5749000	NW-19-26-23-4	160.00 Acres			C Corporation	
		235069 TWP RD 264				
	F LAND & IMPROVEMENTS		T 1	FARMLAND		40,370
	R		T 103	RESIDENTIAL LAND & IMPROVEMENTS	Taxable Total:	376,460
						416,830
	R		E 901	RURAL RESIDENCE EXEMPTION (RAP)		61,540
			100%	Alberta School Foundation Fund	Totals:	478,370
5750000	SE-19-26-23-4	155.47 Acres			C Corporation	
	F LAND		T 1	FARMLAND	Taxable Total:	38,140
			100%	Alberta School Foundation Fund		
5751000	SW-19-26-23-4	150.47 Acres			I Individual	
	F LAND		T 1	FARMLAND	Taxable Total:	27,660
			100%	Alberta School Foundation Fund		



2019 Assessment Roll (Valuation Date 1-July, 2019) 2020 Taxation Year, Wheatland County

Assessment Year: 2019
Tax Year: 2020

Roll	Legal Address						Total
5752000	NE-20-26-23-4	160.00 Acres					
	234029 TWP RD 264						
			I Individual				
	F LAND & IMPROVEMENTS		T 1	FARMLAND			26,570
	R		T 103	RESIDENTIAL LAND & IMPROVEMENTS			352,060
			Taxable Total:				378,630
	R		E 901	RURAL RESIDENCE EXEMPTION (RAP)			61,540
	R		E 903	FARM BUILDING EXEMPT			5,150
			100% Alberta School Foundation Fund				66,690
			Exempt Total:				445,320
			Totals:				
5753000	NW-20-26-23-4	160.00 Acres					
			I Individual				
	F LAND		T 1	FARMLAND			32,050
			100% Alberta School Foundation Fund				
5754000	SE-20-26-23-4	155.47 Acres					
			I Individual				
	F LAND		T 1	FARMLAND			32,130
			100% Alberta School Foundation Fund				
5755000	SW-20-26-23-4	155.47 Acres					
			I Individual				
	F LAND		T 1	FARMLAND			37,460
			100% Alberta School Foundation Fund				
5756000	NE-21-26-23-4	144.03 Acres					
			I Individual				
	F LAND		T 1	FARMLAND			35,140
			100% Alberta School Foundation Fund				
5757010	NE-21-26-23-4	2.03 Acres					
			CEMETERY Rockyford St. Rita Catholic Cemetery				
			I Individual				
	NR LAND & IMPROVEMENTS		E 159	CEMETARY EXEMPT			89,900
			100% Alberta School Foundation Fund				
5758000	NW-21-26-23-4	160.00 Acres					
			I Individual				
	F LAND		T 1	FARMLAND			39,810
			100% Alberta School Foundation Fund				
5759000	SE-21-26-23-4	104.69 Acres					
			NORTHWEST OF RAILWAY				
			C Corporation				
	F LAND		T 1	FARMLAND			23,650
			Taxable Total:				



2019 Assessment Roll (Valuation Date 1-July, 2019) 2020 Taxation Year, Wheatland County

Assessment Year: 2019
Tax Year: 2020

Roll	Legal Address										Total	
	100% Alberta School Foundation Fund											
5762000	SW-21-26-23-4		155.43 Acres							C Corporation		
	F	LAND		T	1	FARMLAND			Taxable Total:	33,150		
	100% Alberta School Foundation Fund											
5763000	NE-22-26-23-4		104.02 Acres							SOUTHEAST OF ROAD C Corporation		
	F	LAND		T	1	FARMLAND			Taxable Total:	24,320		
	100% Alberta School Foundation Fund											
5764000	NE-22-26-23-4		43.49 Acres							NORTHWEST OF ROAD C Corporation		
	F	LAND		T	1	FARMLAND			Taxable Total:	9,590		
	100% Alberta School Foundation Fund											
5765000	NW-22-26-23-4 263059 RGE RD 233		69.46 Acres							NORTHERLY PORTION I Individual		
	F	LAND & IMPROVEMENTS		T	1	FARMLAND				17,370		
	R			T	103	RESIDENTIAL LAND & IMPROVEMENTS				486,810		
									Taxable Total:	504,180		
	R			E	901	RURAL RESIDENCE EXEMPTION (RAP)				19,490		
	100% Alberta School Foundation Fund										Totals:	523,670
5765100	1011117 2 1	NW-22-26-23-4	2.97 Acres							NW CORNER I Individual		
	F	LAND		T	1	FARMLAND			Taxable Total:	530		
	100% Alberta School Foundation Fund											
5765110	1011117 2 2	NW-22-26-23-4	2.97 Acres							80m E OF NW CORNER I Individual		
	F	LAND		T	1	FARMLAND			Taxable Total:	530		
	100% Alberta School Foundation Fund											
5765120	1011117 2 3	NW-22-26-23-4	2.97 Acres							160m E OF NW CORNER I Individual		
	F	LAND		T	1	FARMLAND			Taxable Total:	530		
	100% Alberta School Foundation Fund											
5765130	1011117 2 4	NW-22-26-23-4	2.97 Acres							240m E OF NW CORNER I Individual		
	F	LAND		T	1	FARMLAND			Taxable Total:	530		



2019 Assessment Roll (Valuation Date 1-July, 2019) 2020 Taxation Year, Wheatland County

Assessment Year: 2019
Tax Year: 2020

Roll	Legal Address					Total
100% Alberta School Foundation Fund						
5766000	1012744 1 1 NW-26-26-23-4 159.28 Acres					
		C Corporation				
	F LAND	T	1	FARMLAND	Taxable Total:	28,760
100% Alberta School Foundation Fund						
5767000	NE-27-26-23-4 160.00 Acres					
		C Corporation				
	F LAND	T	1	FARMLAND	Taxable Total:	41,140
100% Alberta School Foundation Fund						
5768000	NW-27-26-23-4 160.00 Acres					
		C Corporation				
	F LAND	T	1	FARMLAND	Taxable Total:	38,860
100% Alberta School Foundation Fund						
5769000	SE-27-26-23-4 141.80 Acres					
		NORTHWEST OF RAILWAY C Corporation				
	F LAND	T	1	FARMLAND	Taxable Total:	31,150
100% Alberta School Foundation Fund						
5770000	SE-27-26-23-4 11.46 Acres					
		SOUTHEAST CORNER C Corporation				
	F LAND	T	1	FARMLAND	Taxable Total:	1,630
100% Alberta School Foundation Fund						
5771000	SW-27-26-23-4 160.00 Acres 263081 RGE RD 233					
		C Corporation				
	F LAND & IMPROVEMENTS	T	1	FARMLAND		40,470
	R	T	101	RESIDENTIAL IMPROVEMENT NIL RAP ALLOW		74,600
	R	T	103	RESIDENTIAL LAND & IMPROVEMENTS		212,860
		Taxable Total:				327,930
	R	E	901	RURAL RESIDENCE EXEMPTION (RAP)		61,540
		100% Alberta School Foundation Fund				Totals: 389,470
5772000	NE-28-26-23-4 157.94 Acres					
		C Corporation				
	F LAND	T	1	FARMLAND	Taxable Total:	36,180
100% The Golden Hills Reg. Div. 15						
5773000	NW-28-26-23-4 160.00 Acres					
		C Corporation				
	F LAND	T	1	FARMLAND	Taxable Total:	38,120



2019 Assessment Roll (Valuation Date 1-July, 2019) 2020 Taxation Year, Wheatland County

Assessment Year: 2019
Tax Year: 2020

Roll	Legal Address						Total
100% The Golden Hills Reg. Div. 15							
5774000	SE-28-26-23-4	156.95 Acres					
			C Corporation				
	F	LAND	T	1	FARMLAND	Taxable Total:	36,260
100% The Golden Hills Reg. Div. 15							
5775000	SW-28-26-23-4	157.00 Acres					
	233042A TWP RD 264		I Individual				
	F	LAND & IMPROVEMENTS	T	1	FARMLAND		31,610
	R		T	103	RESIDENTIAL LAND & IMPROVEMENTS		551,950
			Taxable Total:				583,560
	R		E	901	RURAL RESIDENCE EXEMPTION (RAP)		153,850
			100% Alberta School Foundation Fund				
			Totals:				737,410
5776000	SW-28-26-23-4	2.00 Acres	NORTHWESTER PTN LSD 4 CEMETARY Rockyford Union Cemetery				
			M Municipal				
	NR	LAND	E	159	CEMETARY EXEMPT	Exempt Total:	72,340
			100% Alberta School Foundation Fund				
5777000	NE-29-26-23-4	160.00 Acres					
			I Individual				
	F	LAND	T	1	FARMLAND	Taxable Total:	36,860
			100% Alberta School Foundation Fund				
5778000	NW-29-26-23-4	160.00 Acres					
			I Individual				
	F	LAND	T	1	FARMLAND	Taxable Total:	28,080
			100% Alberta School Foundation Fund				
5779000	SE-29-26-23-4	159.00 Acres					
			I Individual				
	F	LAND	T	1	FARMLAND	Taxable Total:	30,920
			100% Alberta School Foundation Fund				
5780000	SW-29-26-23-4	128.81 Acres	WEST OF ROAD				
	234032 TWP RD 264		I Individual				
	F	LAND & IMPROVEMENTS	T	1	FARMLAND		21,180
	R		T	103	RESIDENTIAL LAND & IMPROVEMENTS		366,460
			Taxable Total:				387,640
	R		E	901	RURAL RESIDENCE EXEMPTION (RAP)		61,540
			100% Alberta School Foundation Fund				
			Totals:				449,180



2019 Assessment Roll (Valuation Date 1-July, 2019) 2020 Taxation Year, Wheatland County

Assessment Year: 2019
Tax Year: 2020

Roll	Legal Address				Total
5781000	SW-29-26-23-4	16.05 Acres		SOUTHWEST CORNER I Individual	
	F LAND		T 1 FARMLAND 100% Alberta School Foundation Fund	Taxable Total:	3,010
5782000	NE-30-26-23-4 264060 RGE RD 235	144.80 Acres		EAST OF LATERAL I Individual	
	F LAND & IMPROVEMENTS		T 1 FARMLAND		23,080
	R		T 103 RESIDENTIAL LAND & IMPROVEMENTS		425,060
				Taxable Total:	448,140
	R		E 901 RURAL RESIDENCE EXEMPTION (RAP) 100% Alberta School Foundation Fund		61,540
				Totals:	509,680
5783000	NE-30-26-23-4	3.20 Acres		W.OF LATERAL CENTRAL N.W. PTN. I Individual	
	F LAND		T 1 FARMLAND 100% Alberta School Foundation Fund	Taxable Total:	500
5784000	NW-30-26-23-4	149.70 Acres		I Individual	
	F LAND		T 1 FARMLAND 100% Alberta School Foundation Fund	Taxable Total:	31,600
5785000	SE-30-26-23-4 234080A TWP RD 264	157.60 Acres		I Individual	
	F LAND & IMPROVEMENTS		T 1 FARMLAND		27,560
	R		T 103 RESIDENTIAL LAND & IMPROVEMENTS		296,630
				Taxable Total:	324,190
	R		E 901 RURAL RESIDENCE EXEMPTION (RAP)		30,570
	R		E 903 FARM BUILDING EXEMPT 100% Alberta School Foundation Fund		4,200
				Exempt Total:	34,770
				Totals:	358,960
5786000	SW-30-26-23-4	159.00 Acres		I Individual	
	F LAND		T 1 FARMLAND 100% Alberta School Foundation Fund	Taxable Total:	34,520
5787000	NE-31-26-23-4	78.90 Acres		North Half, LSD 15 & 16 I Individual	
	F LAND		T 1 FARMLAND 100% Alberta School Foundation Fund	Taxable Total:	14,890



2019 Assessment Roll (Valuation Date 1-July, 2019) 2020 Taxation Year, Wheatland County

Assessment Year: 2019
Tax Year: 2020

Roll	Legal Address	Total
5788000	NE-31-26-23-4 78.90 Acres 265046 RGE RD 235	SOUTH HALF, LSD 9 & 10 I Individual
	F LAND T 1 FARMLAND 100% Alberta School Foundation Fund	Taxable Total: 15,430
5789000	NW-31-26-23-4 158.44 Acres 265043A RGE RD 240	C Corporation
	F LAND & IMPROVEMENTS T 1 FARMLAND	37,200
	R T 103 RESIDENTIAL LAND & IMPROVEMENTS	287,360
		Taxable Total: 324,560
	R E 901 RURAL RESIDENCE EXEMPTION (RAP)	92,310
	R E 903 FARM BUILDING EXEMPT	1,280
	100% The Golden Hills Reg. Div. 15	Exempt Total: 93,590
		Totals: 418,150
5790000	SE-31-26-23-4 72.70 Acres	SOUTH HALF I Individual
	F LAND T 1 FARMLAND 100% Alberta School Foundation Fund	Taxable Total: 12,850
5790010	SE-31-26-23-4 79.70 Acres	NORTH HALF I Individual
	F LAND T 1 FARMLAND 100% Alberta School Foundation Fund	Taxable Total: 13,730
5791000	SW-31-26-23-4 158.90 Acres	I Individual
	F LAND T 1 FARMLAND 100% Alberta School Foundation Fund	Taxable Total: 34,870
5792000	NE-32-26-23-4 139.83 Acres	I Individual
	F LAND T 1 FARMLAND 100% Alberta School Foundation Fund	Taxable Total: 28,140
5793000	NE-32-26-23-4 13.94 Acres	SOUTHWEST & SOUTHEAST CORNERS I Individual
	F LAND T 1 FARMLAND 100% Alberta School Foundation Fund	Taxable Total: 1,510
5794000	NW-32-26-23-4 145.47 Acres	I Individual
	F LAND T 1 FARMLAND	Taxable Total: 27,540



2019 Assessment Roll (Valuation Date 1-July, 2019) 2020 Taxation Year, Wheatland County

Assessment Year: 2019
Tax Year: 2020

Roll	Legal Address					Total
			100% Alberta School Foundation Fund			
5795000	NW-32-26-23-4	9.70 Acres	SOUTHWEST CORNER			
			I Individual			
	F	LAND	T	1	FARMLAND	Taxable Total: 1,040
			100% Alberta School Foundation Fund			
5796000	SE-32-26-23-4	157.95 Acres				
	265032 RGE RD 234		I Individual			
	F	LAND & IMPROVEMENTS	T	1	FARMLAND	32,520
	R		T	103	RESIDENTIAL LAND & IMPROVEMENTS	256,360
			Taxable Total:			288,880
	R		E	901	RURAL RESIDENCE EXEMPTION (RAP)	61,540
			100% Alberta School Foundation Fund			
			Totals:			350,420
5797000	SE-32-26-23-4	1.00 Acres	NORTH CENTRAL PORTION			
			I Individual			
	F	LAND	T	1	FARMLAND	Taxable Total: 110
			100% Alberta School Foundation Fund			
5798000	SW-32-26-23-4	157.50 Acres				
			I Individual			
	F	LAND	T	1	FARMLAND	Taxable Total: 27,970
			100% Alberta School Foundation Fund			
5799000	NE-33-26-23-4	152.08 Acres				
			C Corporation			
	F	LAND	T	1	FARMLAND	Taxable Total: 33,760
			100% The Golden Hills Reg. Div. 15			
5800000	NW-33-26-23-4	145.36 Acres				
	265049 RGE RD 234		C Corporation			
	F	LAND & IMPROVEMENTS	T	1	FARMLAND	34,190
	R		T	103	RESIDENTIAL LAND & IMPROVEMENTS	371,110
			Taxable Total:			405,300
	R		E	901	RURAL RESIDENCE EXEMPTION (RAP)	34,190
			100% Alberta School Foundation Fund			
			Totals:			439,490
5801000	NW-33-26-23-4	9.02 Acres	NORTHWEST CORNER			
	233071 TWP RD 270		I Individual			
	F	LAND & IMPROVEMENTS	T	1	FARMLAND	650
	R		T	103	RESIDENTIAL LAND & IMPROVEMENTS	341,150
			Taxable Total:			341,800



2019 Assessment Roll (Valuation Date 1-July, 2019) 2020 Taxation Year, Wheatland County

Assessment Year: 2019
Tax Year: 2020

Roll	Legal Address						Total
5802000	R		E	901	RURAL RESIDENCE EXEMPTION (RAP)		650
				100%	Alberta School Foundation Fund	Totals:	342,450
	SE-33-26-23-4	157.94 Acres					
	264084 RGE RD 233					C Corporation	
	F	LAND & IMPROVEMENTS	T	1	FARMLAND		33,490
5803000	R		T	103	RESIDENTIAL LAND & IMPROVEMENTS		299,460
						Taxable Total:	332,950
	R		E	901	RURAL RESIDENCE EXEMPTION (RAP)		61,540
				100%	The Golden Hills Reg. Div. 15	Totals:	394,490
	SW-33-26-23-4	160.00 Acres					
5804000	265031 RGE RD 234					C Corporation	
	F	LAND & IMPROVEMENTS	T	1	FARMLAND		37,960
	R		T	103	RESIDENTIAL LAND & IMPROVEMENTS		425,940
						Taxable Total:	463,900
	R		E	901	RURAL RESIDENCE EXEMPTION (RAP)		37,960
5805000				100%	The Golden Hills Reg. Div. 15	Totals:	501,860
	NE-34-26-23-4	157.20 Acres					
						I Individual	
	F	LAND	T	1	FARMLAND	Taxable Total:	33,080
				100%	Alberta School Foundation Fund		
5806000	NW-34-26-23-4	157.24 Acres					
						I Individual	
	F	LAND	T	1	FARMLAND	Taxable Total:	34,340
				100%	Alberta School Foundation Fund		
	SE-34-26-23-4	160.00 Acres					
5807000						I Individual	
	F	LAND	T	1	FARMLAND	Taxable Total:	40,940
				100%	Alberta School Foundation Fund		
	SW-34-26-23-4	160.00 Acres					
						I Individual	
5808000	F	LAND	T	1	FARMLAND	Taxable Total:	41,610
				100%	Alberta School Foundation Fund		
	NE-35-26-23-4	157.00 Acres					
						C Corporation	
	F	LAND	T	1	FARMLAND	Taxable Total:	39,070
				100%	Alberta School Foundation Fund		



2019 Assessment Roll (Valuation Date 1-July, 2019) 2020 Taxation Year, Wheatland County

Assessment Year: 2019
Tax Year: 2020

Roll	Legal Address				Total
5809010	NW-35-26-23-4 265059 RGE RD 232	153.17 Acres		C Corporation	
	F LAND		T 1 FARMLAND 100% Alberta School Foundation Fund	Taxable Total:	34,490
5809020	NW-35-26-23-4	3.91 Acres		SOUTHWEST CORNER LSD 13 I Individual	
	R LAND & IMPROVEMENTS R		T 103 RESIDENTIAL LAND & IMPROVEMENTS E 901 RURAL RESIDENCE EXEMPTION (RAP) 100% Alberta School Foundation Fund		216,060 61,540
				Totals:	277,600
5810000	SE-35-26-23-4	160.00 Acres		C Corporation	
	F LAND		T 1 FARMLAND 100% Alberta School Foundation Fund	Taxable Total:	39,970
5811000	SW-35-26-23-4	160.00 Acres		C Corporation	
	F LAND		T 1 FARMLAND 100% Alberta School Foundation Fund	Taxable Total:	31,230
5812000	NE-36-26-23-4	157.80 Acres		C Corporation	
	F LAND		T 1 FARMLAND 100% Alberta School Foundation Fund	Taxable Total:	36,370
5813000	NW-36-26-23-4	157.40 Acres		C Corporation	
	F LAND		T 1 FARMLAND 100% Alberta School Foundation Fund	Taxable Total:	40,130
5814000	SE-36-26-23-4	160.00 Acres		C Corporation	
	F LAND		T 1 FARMLAND 100% Alberta School Foundation Fund	Taxable Total:	38,380
5815000	SW-36-26-23-4	160.00 Acres		C Corporation	
	F LAND		T 1 FARMLAND 100% Alberta School Foundation Fund	Taxable Total:	38,290
5816000	NE-1-27-23-4	160.00 Acres		C Corporation	



2019 Assessment Roll (Valuation Date 1-July, 2019) 2020 Taxation Year, Wheatland County

Assessment Year: 2019
Tax Year: 2020

Roll	Legal Address					Total
	F	LAND	T	1	FARMLAND	
					100% Alberta School Foundation Fund	Taxable Total: 37,440
5817000	NW-1-27-23-4	160.00 Acres				C Corporation
	F	LAND	T	1	FARMLAND	
					100% Alberta School Foundation Fund	Taxable Total: 35,840
5818000	SE-1-27-23-4	152.15 Acres				C Corporation
	F	LAND	T	1	FARMLAND	
					100% Alberta School Foundation Fund	Taxable Total: 36,490
5818010	9910477 1 SE-1-27-23-4 6.81 Acres					SOUTH CENTRAL PORTION
	230022 TWP RD 270					I Individual
	F	LAND & IMPROVEMENTS	T	1	FARMLAND	810
	R		T	103	RESIDENTIAL LAND & IMPROVEMENTS	451,990
						Taxable Total: 452,800
	R		E	901	RURAL RESIDENCE EXEMPTION (RAP)	810
					100% Alberta School Foundation Fund	Totals: 453,610
5819000	SW-1-27-23-4	80.00 Acres				LSD 5 & 6
						C Corporation
	F	LAND	T	1	FARMLAND	
					100% Alberta School Foundation Fund	Taxable Total: 18,540
5820000	SW-1-27-23-4	79.38 Acres				LSD 3 & 4
						C Corporation
	F	LAND	T	1	FARMLAND	
					100% Alberta School Foundation Fund	Taxable Total: 19,810
5821000	NE-2-27-23-4	160.00 Acres				I Individual
	F	LAND	T	1	FARMLAND	
					100% Alberta School Foundation Fund	Taxable Total: 39,680
5822000	NW-2-27-23-4	158.00 Acres				I Individual
	F	LAND	T	1	FARMLAND	
					100% Alberta School Foundation Fund	Taxable Total: 36,340
5823000	SE-2-27-23-4	158.88 Acres				I Individual
	F	LAND	T	1	FARMLAND	
						Taxable Total: 38,160



2019 Assessment Roll (Valuation Date 1-July, 2019) 2020 Taxation Year, Wheatland County

Assessment Year: 2019
Tax Year: 2020

Roll	Legal Address						Total
	100% Alberta School Foundation Fund						
5824000	SW-2-27-23-4 157.33 Acres 231076 TWP RD 270						
			I Individual				
	F	LAND & IMPROVEMENTS	T	1	FARMLAND		34,140
	R		T	103	RESIDENTIAL LAND & IMPROVEMENTS		284,010
			Taxable Total:				318,150
	R		E	901	RURAL RESIDENCE EXEMPTION (RAP)		61,540
	R		E	903	FARM BUILDING EXEMPT		12,350
			100% Alberta School Foundation Fund				
			Exempt Total:				73,890
			Totals:				392,040
5825000	NE-3-27-23-4 159.01 Acres						
			I Individual				
	F	LAND	T	1	FARMLAND	Taxable Total:	35,480
100% Alberta School Foundation Fund							
5826000	NW-3-27-23-4 160.00 Acres						
			C Corporation				
	F	LAND	T	1	FARMLAND	Taxable Total:	35,610
			100% The Golden Hills Reg. Div. 15				
5827000	SE-3-27-23-4 117.96 Acres						
			I Individual				
	F	LAND	T	1	FARMLAND	Taxable Total:	29,480
			100% Alberta School Foundation Fund				
5827010	9312556 1	SE-3-27-23-4 36.43 Acres					
	270016 RGE RD 232		EASTERLY PTN. LSD 1&8				
			I Individual				
	F	LAND & IMPROVEMENTS	T	1	FARMLAND		7,440
	R		T	103	RESIDENTIAL LAND & IMPROVEMENTS		280,160
			Taxable Total:				287,600
	R		E	901	RURAL RESIDENCE EXEMPTION (RAP)		7,440
	R		E	903	FARM BUILDING EXEMPT		1,000
			100% Alberta School Foundation Fund				
			Exempt Total:				8,440
			Totals:				296,040
5827020	9611821	SE-3-27-23-4 4.38 Acres					
			Canal Right of Way				
			I Individual				
	NR	LAND	E	167	WESTERN IRRIGATION DIST EXEMPT	Exempt Total:	4,670
			100% Alberta School Foundation Fund				
5828000	SW-3-27-23-4 150.26 Acres						
			I Individual				



2019 Assessment Roll (Valuation Date 1-July, 2019) 2020 Taxation Year, Wheatland County

Assessment Year: 2019
Tax Year: 2020

Roll	Legal Address				Total
	F	LAND	T 1	FARMLAND 100% Alberta School Foundation Fund	Taxable Total: 35,830
5828010	9611821	SW-3-27-23-4 6.82 Acres			Canal Right of Way I Individual
	NR	LAND	E 167	WESTERN IRRIGATION DIST EXEMPT 100% Alberta School Foundation Fund	Exempt Total: 84,770
5828020	0411301 1 1	SW-3-27-23-4 2.92 Acres 270039 RGE RD 233			I Individual
	R	LAND & IMPROVEMENTS	T 103	RESIDENTIAL LAND & IMPROVEMENTS 100% Alberta School Foundation Fund	Taxable Total: 247,500
5829000	NE-4-27-23-4	160.00 Acres			I Individual
	F	LAND	T 1	FARMLAND 100% Alberta School Foundation Fund	Taxable Total: 36,090
5830000	NW-4-27-23-4	160.00 Acres			I Individual
	F	LAND	T 1	FARMLAND 100% Alberta School Foundation Fund	Taxable Total: 33,600
5831000	SE-4-27-23-4	160.00 Acres			I Individual
	F	LAND	T 1	FARMLAND 100% Alberta School Foundation Fund	Taxable Total: 34,340
5832000	SW-4-27-23-4	155.65 Acres			I Individual
	F	LAND	T 1	FARMLAND 100% Alberta School Foundation Fund	Taxable Total: 32,270
5832010	1513401 1 1	SW-4-27-23-4 4.35 Acres 233078 TWP RD 270			SW part LSD 4 I Individual
	R	LAND & IMPROVEMENTS	T 103	RESIDENTIAL LAND & IMPROVEMENTS	440,760
	R		E 901	RURAL RESIDENCE EXEMPTION (RAP) 100% Alberta School Foundation Fund	61,540
5833000	NE-5-27-23-4	160.00 Acres			Totals: 502,300
					C Corporation
	F	LAND	T 1	FARMLAND 100% Alberta School Foundation Fund	Taxable Total: 31,880



2019 Assessment Roll (Valuation Date 1-July, 2019) 2020 Taxation Year, Wheatland County

Assessment Year: 2019
Tax Year: 2020

Roll	Legal Address	Total
5834000	NW-5-27-23-4 160.00 Acres	
	C Corporation	
	F LAND T 1 FARMLAND 100% Alberta School Foundation Fund	Taxable Total: 31,690
5835000	SE-5-27-23-4 159.84 Acres	
	C Corporation	
	F LAND T 1 FARMLAND 100% Alberta School Foundation Fund	Taxable Total: 31,310
5836000	SW-5-27-23-4 159.55 Acres	
	C Corporation	
	F LAND T 1 FARMLAND 100% Alberta School Foundation Fund	Taxable Total: 32,900
5837000	NE-6-27-23-4 160.00 Acres	
	I Individual	
	F LAND T 1 FARMLAND 100% Alberta School Foundation Fund	Taxable Total: 26,040
5838000	NW-6-27-23-4 160.00 Acres	
	I Individual	
	F LAND T 1 FARMLAND 100% Alberta School Foundation Fund	Taxable Total: 33,650
5839000	SE-6-27-23-4 159.64 Acres	
	I Individual	
	F LAND T 1 FARMLAND 100% Alberta School Foundation Fund	Taxable Total: 31,500
5840000	SW-6-27-23-4 160.13 Acres	
	I Individual	
	F LAND T 1 FARMLAND 100% Alberta School Foundation Fund	Taxable Total: 34,680
5841000	NE-7-27-23-4 160.00 Acres	
	C Corporation	
	F LAND T 1 FARMLAND 100% Alberta School Foundation Fund	Taxable Total: 30,780
5842000	NW-7-27-23-4 160.00 Acres	
	C Corporation	
	F LAND T 1 FARMLAND	Taxable Total: 33,370



2019 Assessment Roll (Valuation Date 1-July, 2019) 2020 Taxation Year, Wheatland County

Assessment Year: 2019
Tax Year: 2020

Roll	Legal Address						Total
	100% Alberta School Foundation Fund						
5843000	SE-7-27-23-4	160.00 Acres					
			C Corporation				
	F	LAND	T	1	FARMLAND	Taxable Total:	32,550
100% Alberta School Foundation Fund							
5844000	SW-7-27-23-4	160.00 Acres					
			C Corporation				
	F	LAND	T	1	FARMLAND	Taxable Total:	30,030
100% Alberta School Foundation Fund							
5845000	NE-8-27-23-4	160.00 Acres					
			C Corporation				
	F	LAND	T	1	FARMLAND	Taxable Total:	30,590
100% Alberta School Foundation Fund							
5846000	NW-8-27-23-4	160.00 Acres					
			C Corporation				
	F	LAND	T	1	FARMLAND	Taxable Total:	31,390
100% Alberta School Foundation Fund							
5847000	SE-8-27-23-4	160.00 Acres					
			C Corporation				
	F	LAND	T	1	FARMLAND	Taxable Total:	33,640
100% Alberta School Foundation Fund							
5848000	SW-8-27-23-4	160.00 Acres					
			C Corporation				
	F	LAND	T	1	FARMLAND	Taxable Total:	38,280
100% Alberta School Foundation Fund							
5849000	NE-9-27-23-4	160.00 Acres					
	271080 RGE RD 233		I Individual				
	F	LAND & IMPROVEMENTS	T	1	FARMLAND		36,700
	R		T	103	RESIDENTIAL LAND & IMPROVEMENTS		160,020
			Taxable Total:				196,720
	R		E	901	RURAL RESIDENCE EXEMPTION (RAP)		30,770
	R		E	903	FARM BUILDING EXEMPT		2,290
			100% Alberta School Foundation Fund				
			Exempt Total:				33,060
			Totals:				229,780
5850000	NW-9-27-23-4	120.00 Acres	LSD 11,12 & 13				
			I Individual				



2019 Assessment Roll (Valuation Date 1-July, 2019) 2020 Taxation Year, Wheatland County

Assessment Year: 2019
Tax Year: 2020

Roll	Legal Address					Total
	F	LAND	T	1	FARMLAND	
					100% Alberta School Foundation Fund	Taxable Total: 25,220
5851000	NW-9-27-23-4	40.00 Acres				LSD 14
	233047A TWP RD 272					I Individual
	F	LAND & IMPROVEMENTS	T	1	FARMLAND	5,140
	R		T	103	RESIDENTIAL LAND & IMPROVEMENTS	241,560
						Taxable Total: 246,700
	R		E	901	RURAL RESIDENCE EXEMPTION (RAP)	5,140
	R		E	903	FARM BUILDING EXEMPT	24,050
					100% Alberta School Foundation Fund	Exempt Total: 29,190
						Totals: 275,890
5852000	SE-9-27-23-4	160.00 Acres				I Individual
	271036 RGE RD 233					
	F	LAND & IMPROVEMENTS	T	1	FARMLAND	36,240
	R		T	103	RESIDENTIAL LAND & IMPROVEMENTS	449,960
						Taxable Total: 486,200
	R		E	901	RURAL RESIDENCE EXEMPTION (RAP)	61,540
					100% Alberta School Foundation Fund	Totals: 547,740
5853000	SW-9-27-23-4	160.00 Acres				I Individual
	F	LAND	T	1	FARMLAND	Taxable Total: 39,060
					100% Alberta School Foundation Fund	
5854000	NE-10-27-23-4	158.02 Acres				C Corporation
	F	LAND	T	1	FARMLAND	Taxable Total: 29,730
					100% Alberta School Foundation Fund	
5855000	NW-10-27-23-4	160.00 Acres				I Individual
	F	LAND	T	1	FARMLAND	Taxable Total: 32,480
					100% Alberta School Foundation Fund	
5856000	SE-10-27-23-4	158.05 Acres				I Individual
	271002 RGE RD 232					
	F	LAND & IMPROVEMENTS	T	1	FARMLAND	33,460
	R		T	103	RESIDENTIAL LAND & IMPROVEMENTS	270,160
						Taxable Total: 303,620
	R		E	901	RURAL RESIDENCE EXEMPTION (RAP)	61,540
						Totals: 365,160



2019 Assessment Roll (Valuation Date 1-July, 2019) 2020 Taxation Year, Wheatland County

Assessment Year: 2019
Tax Year: 2020

Roll	Legal Address	100% Alberta School Foundation Fund				Total
5857000	SW-10-27-23-4 160.00 Acres 271005 RGE RD 233					
		I Individual				
	F LAND & IMPROVEMENTS	T 1	FARMLAND			38,120
	R	T 103	RESIDENTIAL LAND & IMPROVEMENTS			217,530
		Taxable Total:				255,650
	R	E 901	RURAL RESIDENCE EXEMPTION (RAP)			30,770
		100% The Golden Hills Reg. Div. 15				
		Totals:				286,420
5858000	NE-11-27-23-4 160.00 Acres					
		I Individual				
	F LAND	T 1	FARMLAND			39,730
		Taxable Total:				
		100% Alberta School Foundation Fund				
5859000	NW-11-27-23-4 158.00 Acres					
		I Individual				
	F LAND	T 1	FARMLAND			40,440
		Taxable Total:				
		100% Alberta School Foundation Fund				
5860000	SE-11-27-23-4 160.00 Acres					
		I Individual				
	F LAND	T 1	FARMLAND			38,870
		Taxable Total:				
		100% Alberta School Foundation Fund				
5861000	SW-11-27-23-4 158.00 Acres					
		I Individual				
	F LAND	T 1	FARMLAND			32,810
		Taxable Total:				
		100% Alberta School Foundation Fund				
5862000	NE-12-27-23-4 160.00 Acres					
		C Corporation				
	F LAND	T 1	FARMLAND			37,330
		Taxable Total:				
		100% Alberta School Foundation Fund				
5863000	NW-12-27-23-4 160.00 Acres					
		C Corporation				
	F LAND	T 1	FARMLAND			36,160
		Taxable Total:				
		100% Alberta School Foundation Fund				
5864000	SE-12-27-23-4 160.00 Acres					
		C Corporation				
	F LAND	T 1	FARMLAND			37,550
		Taxable Total:				
		100% Alberta School Foundation Fund				



2019 Assessment Roll (Valuation Date 1-July, 2019) 2020 Taxation Year, Wheatland County

Assessment Year: 2019
Tax Year: 2020

Roll	Legal Address				Total
5865000	SW-12-27-23-4	160.00 Acres		C Corporation	
	F LAND		T 1 FARMLAND	Taxable Total:	39,600
			100% Alberta School Foundation Fund		
5866000	NE-13-27-23-4	123.47 Acres		NE OF ROSEBUD RIVER	
				C Corporation	
	F LAND		T 1 FARMLAND	Taxable Total:	24,600
			100% Alberta School Foundation Fund		
5867000	NE-13-27-23-4	32.63 Acres		SW CORNER	
				C Corporation	
	F LAND		T 1 FARMLAND	Taxable Total:	2,760
			100% Alberta School Foundation Fund		
5868000	NW-13-27-23-4	123.36 Acres		NORTHEAST OF ROSEBUD RIVER	
	272075 RGE RD 231			Rosebud Colony & Welding Shop	
				C Corporation	
	F LAND & IMPROVEMENTS		T 1 FARMLAND		19,400
	R		T 103 RESIDENTIAL LAND & IMPROVEMENTS		2,140,890
	NR		T 105 NON-RESEIDENTIAL LAND & IMPROVEMENTS		872,240
				Taxable Total:	3,032,530
	R		E 901 RURAL RESIDENCE EXEMPTION (RAP)		707,710
	R		E 903 FARM BUILDING EXEMPT		1,425,710
			100% Alberta School Foundation Fund	Exempt Total:	2,133,420
				Totals:	5,165,950
5869000	NW-13-27-23-4	30.24 Acres		S.W. OF ROSEBUD RIVER	
				C Corporation	
	F LAND		T 1 FARMLAND	Taxable Total:	2,950
			100% Alberta School Foundation Fund		
5870000	SE-13-27-23-4	157.05 Acres		C Corporation	
	F LAND		T 1 FARMLAND	Taxable Total:	29,330
			100% Alberta School Foundation Fund		
5871000	SE-13-27-23-4	1.85 Acres		NORTH OF ROSEBUD RIVER	
				C Corporation	
	F LAND		T 1 FARMLAND	Taxable Total:	160
			100% Alberta School Foundation Fund		
5872000	SW-13-27-23-4	154.08 Acres		SOUTH OF ROSEBUD RIVER	
				C Corporation	



2019 Assessment Roll (Valuation Date 1-July, 2019) 2020 Taxation Year, Wheatland County

Assessment Year: 2019
Tax Year: 2020

Roll	Legal Address					Total
	F	LAND	T	1	FARMLAND	Taxable Total: 33,450
5873000	SW-13-27-23-4	4.42 Acres			100% Alberta School Foundation Fund	
						NORTH OF ROSEBUD RIVER C Corporation
	F	LAND	T	1	FARMLAND	Taxable Total: 580
5874000	NE-14-27-23-4	106.06 Acres			100% Alberta School Foundation Fund	
						S.W. OF ROSEBUD RIVER C Corporation
	F	LAND	T	1	FARMLAND	Taxable Total: 10,910
5875000	NE-14-27-23-4	49.54 Acres			100% Alberta School Foundation Fund	
						N.E. OF ROSEBUD RIVER C Corporation
	F	LAND	T	1	FARMLAND	Taxable Total: 6,720
5876000	NW-14-27-23-4	158.85 Acres			100% Alberta School Foundation Fund	
						C Corporation
	F	LAND	T	1	FARMLAND	Taxable Total: 30,280
5878000	SE-14-27-23-4	160.00 Acres			100% Alberta School Foundation Fund	
						C Corporation
	F	LAND	T	1	FARMLAND	Taxable Total: 24,160
5879000	SW-14-27-23-4	159.00 Acres			100% Alberta School Foundation Fund	
						I Individual
	F	LAND	T	1	FARMLAND	Taxable Total: 35,370
5880000	NE-15-27-23-4	159.00 Acres			100% Alberta School Foundation Fund	
						C Corporation
	F	LAND	T	1	FARMLAND	Taxable Total: 33,790
5881000	NW-15-27-23-4	157.70 Acres			100% Alberta School Foundation Fund	
						C Corporation
	F	LAND	T	1	FARMLAND	Taxable Total: 24,130
					100% Alberta School Foundation Fund	



2019 Assessment Roll (Valuation Date 1-July, 2019) 2020 Taxation Year, Wheatland County

Assessment Year: 2019
Tax Year: 2020

Roll	Legal Address				Total
5883000	SE-15-27-23-4	159.00 Acres		C Corporation	
	F LAND		T 1 FARMLAND	Taxable Total:	32,020
			100% Alberta School Foundation Fund		
5884000	SW-15-27-23-4	160.00 Acres		C Corporation	
	F LAND		T 1 FARMLAND	Taxable Total:	37,780
			100% Alberta School Foundation Fund		
5885000	NE-16-27-23-4	155.70 Acres		SOUTH OF ROSEBUD RIVER C Corporation	
	F LAND		T 1 FARMLAND	Taxable Total:	23,810
			100% Alberta School Foundation Fund		
5887000	NW-16-27-23-4	153.96 Acres		C Corporation	
	F LAND		T 1 FARMLAND	Taxable Total:	18,690
			100% Alberta School Foundation Fund		
5888000	SE-16-27-23-4	160.00 Acres		I Individual	
	F LAND		T 1 FARMLAND	Taxable Total:	31,720
			100% Alberta School Foundation Fund		
5889000	SW-16-27-23-4	135.18 Acres		I Individual	
	F LAND		T 1 FARMLAND	Taxable Total:	21,640
			100% Alberta School Foundation Fund		
5889010	9810234 1 SW-16-27-23-4	24.82 Acres		SOUTHWEST CORNER I Individual	
	F LAND & IMPROVEMENTS		T 1 FARMLAND		5,370
	R		E 903 FARM BUILDING EXEMPT		12,890
			100% Alberta School Foundation Fund	Totals:	18,260
5890000	NE-17-27-23-4	156.60 Acres		C Corporation	
	F LAND		T 1 FARMLAND	Taxable Total:	20,930
			100% Alberta School Foundation Fund		
5892000	NW-17-27-23-4	156.70 Acres		C Corporation	



2019 Assessment Roll (Valuation Date 1-July, 2019) 2020 Taxation Year, Wheatland County

Assessment Year: 2019
Tax Year: 2020

Roll	Legal Address					Total
	F	LAND	T	1	FARMLAND	Taxable Total: 17,260
5894000	SE-17-27-23-4	159.90 Acres			100% Alberta School Foundation Fund	
					I Individual	
	F	LAND	T	1	FARMLAND	Taxable Total: 29,090
5895000	SW-17-27-23-4	124.53 Acres			100% Alberta School Foundation Fund	
					CENTRAL PORTION	
					I Individual	
	F	LAND	T	1	FARMLAND	Taxable Total: 24,960
5895010	0110970 2 1 SW-17-27-23-4	28.12 Acres			100% Alberta School Foundation Fund	
	234084 TWP RD 272				WESTERLY PORTION	
					I Individual	
	F	LAND & IMPROVEMENTS	T	1	FARMLAND	2,170
	R		T	103	RESIDENTIAL LAND & IMPROVEMENTS	197,030
					Taxable Total:	199,200
	R		E	901	RURAL RESIDENCE EXEMPTION (RAP)	2,170
	R		E	903	FARM BUILDING EXEMPT	181,010
					100% Alberta School Foundation Fund	183,180
					Exempt Total:	382,380
					Totals:	
5895020	0111426 2 2 SW-17-27-23-4	7.45 Acres			SOUTHEASTERLY CORNER	
	234044 TWP RD 272				I Individual	
	R	LAND & IMPROVEMENTS	T	103	RESIDENTIAL LAND & IMPROVEMENTS	Taxable Total: 415,000
					100% Alberta School Foundation Fund	
5896000	NE-18-27-23-4	159.60 Acres			C Corporation	
	F	LAND	T	1	FARMLAND	Taxable Total: 29,120
5897000	NW-18-27-23-4	160.00 Acres			100% Alberta School Foundation Fund	
					C Corporation	
	F	LAND	T	1	FARMLAND	Taxable Total: 29,540
5898000	SE-18-27-23-4	160.00 Acres			100% Alberta School Foundation Fund	
					C Corporation	
	F	LAND	T	1	FARMLAND	Taxable Total: 36,460
					100% Alberta School Foundation Fund	



2019 Assessment Roll (Valuation Date 1-July, 2019) 2020 Taxation Year, Wheatland County

Assessment Year: 2019
Tax Year: 2020

Roll	Legal Address				Total
5899000	SW-18-27-23-4	160.00 Acres		C Corporation	
	F LAND		T 1 FARMLAND	Taxable Total:	35,310
			100% Alberta School Foundation Fund		
5900000	NE-19-27-23-4	158.92 Acres		C Corporation	
	F LAND		T 1 FARMLAND	Taxable Total:	29,020
			100% Alberta School Foundation Fund		
5901000	NW-19-27-23-4	159.55 Acres		C Corporation	
	F LAND		T 1 FARMLAND	Taxable Total:	33,930
			100% Alberta School Foundation Fund		
5902000	SE-19-27-23-4	147.60 Acres		C Corporation	
	F LAND		T 1 FARMLAND	Taxable Total:	26,490
			100% Alberta School Foundation Fund		
5903000	SE-19-27-23-4	5.25 Acres		EAST OF CREEK I Individual	
	F LAND		T 1 FARMLAND	Taxable Total:	860
			100% Alberta School Foundation Fund		
5904000	SW-19-27-23-4	155.90 Acres		C Corporation	
	F LAND		T 1 FARMLAND	Taxable Total:	24,440
			100% Alberta School Foundation Fund		
5905000	NE-20-27-23-4	160.00 Acres		C Corporation	
	F LAND		T 1 FARMLAND	Taxable Total:	41,310
			100% Alberta School Foundation Fund		
5906000	NW-20-27-23-4	160.00 Acres		C Corporation	
	F LAND		T 1 FARMLAND	Taxable Total:	35,860
			100% Alberta School Foundation Fund		
5907000	SE-20-27-23-4	152.97 Acres		C Corporation	
	F LAND		T 1 FARMLAND	Taxable Total:	24,380



2019 Assessment Roll (Valuation Date 1-July, 2019) 2020 Taxation Year, Wheatland County

Assessment Year: 2019
Tax Year: 2020

Roll	Legal Address						Total
			100% Alberta School Foundation Fund				
5909000	SW-20-27-23-4	154.90 Acres	NORTH OF ROSEBUD RIVER				
			C Corporation				
	F	LAND	T	1	FARMLAND	Taxable Total:	27,800
			100% Alberta School Foundation Fund				
5909010	SW-20-27-23-4	0.60 Acres	C Corporation				
	R	LAND	T	104	RESIDENTIAL VACANT LAND	Taxable Total:	600
			100% Alberta School Foundation Fund				
5911000	NE-21-27-23-4	160.00 Acres	C Corporation				
	F	LAND	T	1	FARMLAND	Taxable Total:	18,040
			100% Alberta School Foundation Fund				
5912000	NW-21-27-23-4	160.00 Acres	C Corporation				
	F	LAND	T	1	FARMLAND	Taxable Total:	40,840
			100% Alberta School Foundation Fund				
5913000	SE-21-27-23-4	153.80 Acres	C Corporation				
	F	LAND	T	1	FARMLAND	Taxable Total:	21,440
			100% Alberta School Foundation Fund				
5915000	SW-21-27-23-4	156.20 Acres	C Corporation				
	F	LAND	T	1	FARMLAND	Taxable Total:	31,030
			100% Alberta School Foundation Fund				
5918000	NE-22-27-23-4	153.69 Acres	Springvale Colony & Abattoir				
	273036 RGE RD 232		C Corporation				
	F	LAND & IMPROVEMENTS	T	1	FARMLAND		22,220
	R		T	103	RESIDENTIAL LAND & IMPROVEMENTS		1,785,830
	NR		T	105	NON-RESEIDENTIAL LAND & IMPROVEMENTS		1,684,400
			Taxable Total:				3,492,450
	NR		E	156	SCHOOLS EXEMPT		502,370
	R		E	901	RURAL RESIDENCE EXEMPTION (RAP)		646,170
	R		E	903	FARM BUILDING EXEMPT		2,232,090
			Exempt Total:				3,380,630
			Totals:				6,873,080



2019 Assessment Roll (Valuation Date 1-July, 2019) 2020 Taxation Year, Wheatland County

Assessment Year: 2019
Tax Year: 2020

Roll	Legal Address	100% Alberta School Foundation Fund				Total
5919000	NW-22-27-23-4	160.00 Acres			C Corporation	
	F LAND		T 1 FARMLAND		Taxable Total:	28,450
			100% Alberta School Foundation Fund			
5920000	SE-22-27-23-4	150.33 Acres			C Corporation	
	F LAND		T 1 FARMLAND		Taxable Total:	23,900
			100% Alberta School Foundation Fund			
5920010	0112911 1 1 SE-22-27-23-4	2.64 Acres			SPRINGVALE CEMENTARY Springvale Colony Cemetery	
	NR LAND		E 159 CEMETARY EXEMPT		Exempt Total:	45,410
			100% Alberta School Foundation Fund			
5921000	SW-22-27-23-4	153.70 Acres			C Corporation	
	F LAND		T 1 FARMLAND		Taxable Total:	20,440
			100% Alberta School Foundation Fund			
5922000	NE-23-27-23-4	159.51 Acres			C Corporation	
	F LAND		T 1 FARMLAND		Taxable Total:	30,120
			100% Alberta School Foundation Fund			
5923000	NW-23-27-23-4	158.61 Acres			C Corporation	
	F LAND		T 1 FARMLAND		Taxable Total:	32,010
			100% Alberta School Foundation Fund			
5924000	SE-23-27-23-4	157.00 Acres			C Corporation	
	F LAND		T 1 FARMLAND		Taxable Total:	28,680
			100% Alberta School Foundation Fund			
5925000	SE-23-27-23-4	1.90 Acres			S.W.CORNER, SOUTH OF RIVER	
	F LAND		T 1 FARMLAND		Taxable Total:	160
			100% Alberta School Foundation Fund			
5926000	SW-23-27-23-4	152.61 Acres			C Corporation	
	F LAND		T 1 FARMLAND		Taxable Total:	15,170



2019 Assessment Roll (Valuation Date 1-July, 2019) 2020 Taxation Year, Wheatland County

Assessment Year: 2019
Tax Year: 2020

Roll	Legal Address						Total
	100% Alberta School Foundation Fund						
5928000	NE-24-27-23-4	160.00 Acres					
			C Corporation				
	F	LAND	T	1	FARMLAND	Taxable Total:	39,900
	100% Alberta School Foundation Fund						
5929000	NW-24-27-23-4	160.00 Acres					
			C Corporation				
	F	LAND	T	1	FARMLAND	Taxable Total:	39,220
	100% Alberta School Foundation Fund						
5930000	SE-24-27-23-4	160.00 Acres					
			C Corporation				
	F	LAND	T	1	FARMLAND	Taxable Total:	38,090
	100% Alberta School Foundation Fund						
5931000	SW-24-27-23-4	160.00 Acres					
			C Corporation				
	F	LAND	T	1	FARMLAND	Taxable Total:	30,260
	100% Alberta School Foundation Fund						
5932000	NE-25-27-23-4	160.00 Acres					
			C Corporation				
	F	LAND	T	1	FARMLAND	Taxable Total:	39,760
	100% Alberta School Foundation Fund						
5933000	NW-25-27-23-4	160.00 Acres					
			C Corporation				
	F	LAND	T	1	FARMLAND	Taxable Total:	29,100
	100% Alberta School Foundation Fund						
5934000	SE-25-27-23-4	160.00 Acres					
			C Corporation				
	F	LAND	T	1	FARMLAND	Taxable Total:	39,670
	100% Alberta School Foundation Fund						
5935000	SW-25-27-23-4	160.00 Acres					
			C Corporation				
	F	LAND	T	1	FARMLAND	Taxable Total:	26,860
	100% Alberta School Foundation Fund						
5936000	NE-26-27-23-4	160.00 Acres					
			C Corporation				



2019 Assessment Roll (Valuation Date 1-July, 2019) 2020 Taxation Year, Wheatland County

Assessment Year: 2019
Tax Year: 2020

Roll	Legal Address					Taxable Total:	Total
	F	LAND	T	1	FARMLAND		
					100% Alberta School Foundation Fund		36,310
5937000	NW-26-27-23-4	159.01 Acres				C Corporation	
	F	LAND	T	1	FARMLAND	Taxable Total:	39,350
					100% Alberta School Foundation Fund		
5938000	SE-26-27-23-4	160.00 Acres				C Corporation	
	F	LAND	T	1	FARMLAND	Taxable Total:	36,210
					100% Alberta School Foundation Fund		
5939000	SW-26-27-23-4	159.01 Acres				C Corporation	
	F	LAND	T	1	FARMLAND	Taxable Total:	34,480
					100% Alberta School Foundation Fund		
5940000	NE-27-27-23-4	159.00 Acres				C Corporation	
	F	LAND	T	1	FARMLAND	Taxable Total:	39,910
					100% Alberta School Foundation Fund		
5941000	NW-27-27-23-4	160.00 Acres				C Corporation	
	F	LAND	T	1	FARMLAND	Taxable Total:	38,460
					100% Alberta School Foundation Fund		
5942000	SE-27-27-23-4	155.07 Acres				C Corporation	
	F	LAND	T	1	FARMLAND	Taxable Total:	36,250
					100% Alberta School Foundation Fund		
5943000	SW-27-27-23-4	160.00 Acres				C Corporation	
	F	LAND	T	1	FARMLAND	Taxable Total:	36,550
					100% Alberta School Foundation Fund		
5944000	NE-28-27-23-4	160.00 Acres				I Individual	
	F	LAND	T	1	FARMLAND	Taxable Total:	26,850
					100% Alberta School Foundation Fund		



2019 Assessment Roll (Valuation Date 1-July, 2019) 2020 Taxation Year, Wheatland County

Assessment Year: 2019
Tax Year: 2020

Roll	Legal Address				Total
5945000	NW-28-27-23-4	160.00 Acres		I Individual	
	F LAND		T 1 FARMLAND	Taxable Total:	40,910
			100% Alberta School Foundation Fund		
5946000	SE-28-27-23-4	160.00 Acres		I Individual	
	F LAND		T 1 FARMLAND	Taxable Total:	22,930
			100% Alberta School Foundation Fund		
5947000	SW-28-27-23-4	160.00 Acres		I Individual	
	F LAND		T 1 FARMLAND	Taxable Total:	40,180
			100% Alberta School Foundation Fund		
5948000	NE-29-27-23-4	160.00 Acres		C Corporation	
	F LAND		T 1 FARMLAND	Taxable Total:	38,530
			100% Alberta School Foundation Fund		
5949000	NW-29-27-23-4	160.00 Acres		C Corporation	
	F LAND		T 1 FARMLAND	Taxable Total:	38,590
			100% Alberta School Foundation Fund		
5950000	SE-29-27-23-4	160.00 Acres		C Corporation	
	F LAND		T 1 FARMLAND	Taxable Total:	40,420
			100% Alberta School Foundation Fund		
5951000	SW-29-27-23-4	160.00 Acres		C Corporation	
	F LAND		T 1 FARMLAND	Taxable Total:	40,680
			100% Alberta School Foundation Fund		
5952000	NE-30-27-23-4	160.00 Acres		I Individual	
	274058 RGE RD 235				
	F LAND & IMPROVEMENTS		T 1 FARMLAND		28,630
	R		T 103 RESIDENTIAL LAND & IMPROVEMENTS		439,770
				Taxable Total:	468,400
	R		E 901 RURAL RESIDENCE EXEMPTION (RAP)		28,630
				Totals:	497,030



2019 Assessment Roll (Valuation Date 1-July, 2019) 2020 Taxation Year, Wheatland County

Assessment Year: 2019
Tax Year: 2020

Roll	Legal Address	100% Alberta School Foundation Fund				Total
5953000	NW-30-27-23-4	160.00 Acres			C Corporation	
	F LAND		T 1 FARMLAND		Taxable Total:	34,700
			100% Alberta School Foundation Fund			
5954000	SE-30-27-23-4	160.00 Acres			C Corporation	
	F LAND		T 1 FARMLAND		Taxable Total:	37,890
			100% Alberta School Foundation Fund			
5955000	SW-30-27-23-4	160.00 Acres			C Corporation	
	F LAND		T 1 FARMLAND		Taxable Total:	32,410
			100% Alberta School Foundation Fund			
5956000	NE-31-27-23-4	160.00 Acres			I Individual	
	F LAND		T 1 FARMLAND		Taxable Total:	25,260
			100% Alberta School Foundation Fund			
5957000	NW-31-27-23-4	160.00 Acres			I Individual	
	275045 HWY 21					
	F LAND & IMPROVEMENTS		T 1 FARMLAND			35,980
	R		T 103 RESIDENTIAL LAND & IMPROVEMENTS			163,300
					Taxable Total:	199,280
	R		E 901 RURAL RESIDENCE EXEMPTION (RAP)			36,600
			100% Alberta School Foundation Fund		Totals:	235,880
5958000	SE-31-27-23-4	160.00 Acres			I Individual	
	F LAND		T 1 FARMLAND		Taxable Total:	26,100
			100% Alberta School Foundation Fund			
5959000	SW-31-27-23-4	160.00 Acres			I Individual	
	F LAND		T 1 FARMLAND		Taxable Total:	40,770
			100% Alberta School Foundation Fund			
5960000	NE-32-27-23-4	80.00 Acres			LSD 9 & 10 SOUTH HALF	
					I Individual	
	F LAND		T 1 FARMLAND		Taxable Total:	19,660
			100% Alberta School Foundation Fund			



2019 Assessment Roll (Valuation Date 1-July, 2019) 2020 Taxation Year, Wheatland County

Assessment Year: 2019
Tax Year: 2020

Roll	Legal Address	Total
5961000	0011322 2 N -32-27-23-4 152.02 Acres	NORTH HALF OF NE & NW QRT'S C Corporation
	F LAND T 1 FARMLAND 100% Alberta School Foundation Fund	Taxable Total: 36,260
5962000	0011321 1 NW-32-27-23-4 7.98 Acres 234075 TWP RD 280	NORTHWEST CORNER I Individual
	R LAND & IMPROVEMENTS T 103 RESIDENTIAL LAND & IMPROVEMENTS 100% Alberta School Foundation Fund	Taxable Total: 256,000
5963000	NW-32-27-23-4 80.00 Acres	LSD 11&12 SOUTH HALF I Individual
	F LAND T 1 FARMLAND 100% Alberta School Foundation Fund	Taxable Total: 18,460
5964000	SE-32-27-23-4 80.00 Acres	I Individual
	F LAND T 1 FARMLAND 100% Alberta School Foundation Fund	Taxable Total: 19,430
5965000	SE-32-27-23-4 80.00 Acres	LSD 7 & 8 I Individual
	F LAND T 1 FARMLAND 100% Alberta School Foundation Fund	Taxable Total: 19,820
5966000	SW-32-27-23-4 80.00 Acres	LSD 3 & 4 I Individual
	F LAND T 1 FARMLAND 100% Alberta School Foundation Fund	Taxable Total: 17,640
5967000	SW-32-27-23-4 80.00 Acres 275017 RGE RD 235	LSD 5 & 6 I Individual
	F LAND & IMPROVEMENTS T 1 FARMLAND	16,370
	R T 103 RESIDENTIAL LAND & IMPROVEMENTS	154,550
		Taxable Total: 170,920
	R E 901 RURAL RESIDENCE EXEMPTION (RAP)	64,700
	R E 903 FARM BUILDING EXEMPT	43,230
	100% Alberta School Foundation Fund	Exempt Total: 107,930
		Totals: 278,850
5968000	NE-33-27-23-4 160.00 Acres	I Individual
	F LAND T 1 FARMLAND	Taxable Total: 35,340



2019 Assessment Roll (Valuation Date 1-July, 2019) 2020 Taxation Year, Wheatland County

Assessment Year: 2019
Tax Year: 2020

Roll	Legal Address					Total
	100% Alberta School Foundation Fund					
5969000	NW-33-27-23-4	160.00 Acres				
			I Individual			
	F	LAND	T	1	FARMLAND	Taxable Total: 39,180
	100% Alberta School Foundation Fund					
5970000	SE-33-27-23-4	160.00 Acres				
			I Individual			
	F	LAND	T	1	FARMLAND	Taxable Total: 30,940
	100% Alberta School Foundation Fund					
5971000	SW-33-27-23-4	152.66 Acres				
			I Individual			
	F	LAND	T	1	FARMLAND	Taxable Total: 37,370
	100% Alberta School Foundation Fund					
5971010	0011442 1 SW-33-27-23-4 7.34 Acres		NORTHWEST CORNER			
	275037 RGE RD 234		I Individual			
	F	LAND & IMPROVEMENTS	T	1	FARMLAND	790
	R		T	103	RESIDENTIAL LAND & IMPROVEMENTS	274,410
			Taxable Total:			275,200
	R		E	901	RURAL RESIDENCE EXEMPTION (RAP)	790
	100% Alberta School Foundation Fund					Totals: 275,990
5972000	NE-34-27-23-4	159.01 Acres				
			C Corporation			
	F	LAND	T	1	FARMLAND	Taxable Total: 39,520
	100% Alberta School Foundation Fund					
5973000	NW-34-27-23-4	152.44 Acres				
			C Corporation			
	F	LAND	T	1	FARMLAND	Taxable Total: 36,900
	100% Alberta School Foundation Fund					
5973010	0011320 1 NW-34-27-23-4 7.56 Acres		NORTHWESTERLY PORTION			
	232073 TWP RD 280		I Individual			
	R	LAND & IMPROVEMENTS	T	103	RESIDENTIAL LAND & IMPROVEMENTS	Taxable Total: 282,100
	100% Alberta School Foundation Fund					
5974000	SE-34-27-23-4	159.00 Acres				
			C Corporation			
	F	LAND	T	1	FARMLAND	Taxable Total: 39,420



2019 Assessment Roll (Valuation Date 1-July, 2019) 2020 Taxation Year, Wheatland County

Assessment Year: 2019
Tax Year: 2020

Roll	Legal Address						Total
			100% Alberta School Foundation Fund				
5975000	SW-34-27-23-4	160.00 Acres				C Corporation	
	F	LAND	T	1	FARMLAND	Taxable Total:	37,740
			100% Alberta School Foundation Fund				
5976000	NE-35-27-23-4	160.00 Acres				I Individual	
	F	LAND	T	1	FARMLAND	Taxable Total:	38,950
			100% Alberta School Foundation Fund				
5977000	NW-35-27-23-4	159.01 Acres				C Corporation	
	F	LAND	T	1	FARMLAND	Taxable Total:	37,540
			100% Alberta School Foundation Fund				
5978000	SE-35-27-23-4	160.00 Acres				I Individual	
	F	LAND	T	1	FARMLAND	Taxable Total:	38,020
			100% Alberta School Foundation Fund				
5979000	SW-35-27-23-4	159.01 Acres				C Corporation	
	F	LAND	T	1	FARMLAND	Taxable Total:	40,110
			100% Alberta School Foundation Fund				
5980000	NE-36-27-23-4	160.00 Acres				C Corporation	
	F	LAND	T	1	FARMLAND	Taxable Total:	37,040
			100% Alberta School Foundation Fund				
5981000	NW-36-27-23-4	160.00 Acres				I Individual	
	F	LAND	T	1	FARMLAND	Taxable Total:	30,450
			100% Alberta School Foundation Fund				
5982000	SE-36-27-23-4	160.00 Acres				C Corporation	
	F	LAND	T	1	FARMLAND	Taxable Total:	38,520
			100% Alberta School Foundation Fund				
5983000	SW-36-27-23-4	160.00 Acres				I Individual	



2019 Assessment Roll (Valuation Date 1-July, 2019) 2020 Taxation Year, Wheatland County

Assessment Year: 2019
Tax Year: 2020

Roll	Legal Address					Total
	F	LAND	T	1	FARMLAND	Taxable Total: 24,760
5984000	NE-1-28-23-4	160.00 Acres			100% Alberta School Foundation Fund	
					I Individual	
	F	LAND	T	1	FARMLAND	Taxable Total: 35,900
5985000	NW-1-28-23-4	160.00 Acres			100% Alberta School Foundation Fund	
		280045 RGE RD 231			I Individual	
	F	LAND & IMPROVEMENTS	T	1	FARMLAND	31,040
	R		T	103	RESIDENTIAL LAND & IMPROVEMENTS	226,160
					Taxable Total:	257,200
	R		E	901	RURAL RESIDENCE EXEMPTION (RAP)	61,540
					100% Alberta School Foundation Fund	Totals: 318,740
5986000	SE-1-28-23-4	160.00 Acres				
					I Individual	
	F	LAND	T	1	FARMLAND	Taxable Total: 36,980
					100% Alberta School Foundation Fund	
5987000	SW-1-28-23-4	160.00 Acres				
		280027 RGE RD 231			I Individual	
	F	LAND	T	1	FARMLAND	Taxable Total: 33,960
					100% Alberta School Foundation Fund	
5988000	NE-2-28-23-4	160.00 Acres				
		280072 RGE RD 231			I Individual	
	F	LAND & IMPROVEMENTS	T	1	FARMLAND	26,610
	R		T	103	RESIDENTIAL LAND & IMPROVEMENTS	243,560
					Taxable Total:	270,170
	R		E	901	RURAL RESIDENCE EXEMPTION (RAP)	86,340
					100% Alberta School Foundation Fund	Totals: 356,510
5989000	NW-2-28-23-4	159.01 Acres				
					I Individual	
	F	LAND	T	1	FARMLAND	Taxable Total: 37,900
					100% Alberta School Foundation Fund	
5990000	SE-2-28-23-4	160.00 Acres				
					I Individual	
	F	LAND	T	1	FARMLAND	Taxable Total: 33,230
					100% Alberta School Foundation Fund	



2019 Assessment Roll (Valuation Date 1-July, 2019) 2020 Taxation Year, Wheatland County

Assessment Year: 2019
Tax Year: 2020

Roll	Legal Address				Total
5991000	SW-2-28-23-4	159.01 Acres		I Individual	
	F LAND		T 1 FARMLAND	Taxable Total:	40,130
			100% Alberta School Foundation Fund		
5992000	NE-3-28-23-4	159.01 Acres		C Corporation	
	F LAND		T 1 FARMLAND	Taxable Total:	38,880
			100% Alberta School Foundation Fund		
5993000	NW-3-28-23-4	160.00 Acres		C Corporation	
	F LAND		T 1 FARMLAND	Taxable Total:	30,650
			100% Alberta School Foundation Fund		
5994000	SE-3-28-23-4	159.01 Acres		C Corporation	
	F LAND		T 1 FARMLAND	Taxable Total:	39,320
			100% Alberta School Foundation Fund		
5995000	SW-3-28-23-4	158.45 Acres		C Corporation	
	F LAND		T 1 FARMLAND	Taxable Total:	33,660
			100% Alberta School Foundation Fund		
5996000	NE-4-28-23-4	160.00 Acres		I Individual	
	F LAND		T 1 FARMLAND	Taxable Total:	36,780
			100% Alberta School Foundation Fund		
5997000	NW-4-28-23-4	160.00 Acres		I Individual	
	F LAND		T 1 FARMLAND	Taxable Total:	38,710
			100% Alberta School Foundation Fund		
5998000	SE-4-28-23-4	158.90 Acres		I Individual	
	F LAND		T 1 FARMLAND	Taxable Total:	38,930
			100% Alberta School Foundation Fund		
5999000	SW-4-28-23-4	160.00 Acres		I Individual	
	F LAND		T 1 FARMLAND	Taxable Total:	38,350



2019 Assessment Roll (Valuation Date 1-July, 2019) 2020 Taxation Year, Wheatland County

Assessment Year: 2019
Tax Year: 2020

Roll	Legal Address						Total
	100% Alberta School Foundation Fund						
6000000	NE-5-28-23-4	160.00 Acres					
			C Corporation				
	F	LAND	T	1	FARMLAND	Taxable Total:	38,850
	100% Alberta School Foundation Fund						
6001000	NW-5-28-23-4	160.00 Acres					
	280073 RGE RD 235		I Individual				
	F	LAND & IMPROVEMENTS	T	1	FARMLAND		37,470
	R		T	103	RESIDENTIAL LAND & IMPROVEMENTS		199,770
			Taxable Total:				237,240
	R		E	901	RURAL RESIDENCE EXEMPTION (RAP)		50,430
			100% Alberta School Foundation Fund				
			Totals:				287,670
6002000	SE-5-28-23-4	160.00 Acres					
			C Corporation				
	F	LAND	T	1	FARMLAND	Taxable Total:	38,320
	100% Alberta School Foundation Fund						
6003000	SW-5-28-23-4	149.42 Acres					
			C Corporation				
	F	LAND	T	1	FARMLAND	Taxable Total:	34,740
	100% Alberta School Foundation Fund						
6003010	9011399 1	SW-5-28-23-4	10.58 Acres				
	280017 RGE RD 235		W. PTN LSD 4				
			I Individual				
	F	LAND & IMPROVEMENTS	T	1	FARMLAND		790
	R		T	103	RESIDENTIAL LAND & IMPROVEMENTS		216,610
			Taxable Total:				217,400
	R		E	901	RURAL RESIDENCE EXEMPTION (RAP)		790
	R		E	903	FARM BUILDING EXEMPT		37,110
			100% Alberta School Foundation Fund				
			Exempt Total:				37,900
			Totals:				255,300
6004000	NE-6-28-23-4	80.00 Acres					
	280084 RGE RD 235		E. 1/2				
			I Individual				
	F	LAND & IMPROVEMENTS	T	1	FARMLAND		15,110
	R		T	103	RESIDENTIAL LAND & IMPROVEMENTS		196,240
			Taxable Total:				211,350
	R		E	901	RURAL RESIDENCE EXEMPTION (RAP)		12,960
			100% Alberta School Foundation Fund				
			Totals:				224,310



2019 Assessment Roll (Valuation Date 1-July, 2019) 2020 Taxation Year, Wheatland County

Assessment Year: 2019
Tax Year: 2020

Roll	Legal Address					Total
6005000	NE-6-28-23-4	80.00 Acres	W. 1/2 I Individual			
	F LAND		T 1 FARMLAND	Taxable Total:		19,830
			100% Alberta School Foundation Fund			
6006000	9910773 4 W -6-28-23-4	160.00 Acres	EAST HALF OF NW & SW QRT'S			
	235058 TWP RD 280		I Individual			
	F LAND & IMPROVEMENTS		T 1 FARMLAND			27,170
	R		T 103 RESIDENTIAL LAND & IMPROVEMENTS			376,460
				Taxable Total:		403,630
	R		E 901 RURAL RESIDENCE EXEMPTION (RAP)			56,490
	R		E 903 FARM BUILDING EXEMPT			67,090
			100% Alberta School Foundation Fund	Exempt Total:		123,580
				Totals:		527,210
6007000	SE-6-28-23-4	80.00 Acres	EAST HALF I Individual			
	F LAND		T 1 FARMLAND	Taxable Total:		10,790
			100% Alberta School Foundation Fund			
6008000	SE-6-28-23-4	80.00 Acres	WEST HALF I Individual			
	235030 TWP RD 280					
	F LAND & IMPROVEMENTS		T 1 FARMLAND			16,610
	R		T 103 RESIDENTIAL LAND & IMPROVEMENTS			278,860
				Taxable Total:		295,470
	R		E 901 RURAL RESIDENCE EXEMPTION (RAP)			36,440
			100% Alberta School Foundation Fund	Totals:		331,910
6009000	9910773 3 W -6-28-23-4	125.68 Acres	WEST HALF OF NW & SW QRT'S I Individual			
	F LAND		T 1 FARMLAND	Taxable Total:		29,320
			100% Alberta School Foundation Fund			
6009010	9411267 1 SW-6-28-23-4	10.69 Acres	CENTRAL S. PTN. I Individual			
	235064 TWP RD 280					
	R LAND & IMPROVEMENTS		T 103 RESIDENTIAL LAND & IMPROVEMENTS	Taxable Total:		433,000
			100% Alberta School Foundation Fund			
6009020	9412033 2 SW-6-28-23-4	24.27 Acres	S.W. CORNER I Individual			
	235066 TWP RD 280					
	F LAND & IMPROVEMENTS		T 1 FARMLAND			1,800
	R		T 103 RESIDENTIAL LAND & IMPROVEMENTS			385,400
				Taxable Total:		387,200



2019 Assessment Roll (Valuation Date 1-July, 2019) 2020 Taxation Year, Wheatland County

Assessment Year: 2019
Tax Year: 2020

Roll	Legal Address						Total
	R		E	901	RURAL RESIDENCE EXEMPTION (RAP)		1,800
	R		E	903	FARM BUILDING EXEMPT		26,050
				100%	Alberta School Foundation Fund	Exempt Total:	27,850
						Totals:	415,050
6010000	NE-7-28-23-4	156.05 Acres					
	281042 RGE RD 235					C Corporation	
	F	LAND	T	1	FARMLAND	Taxable Total:	37,110
				100%	Alberta School Foundation Fund		
6011000	NW-7-28-23-4	153.79 Acres					
						C Corporation	
	F	LAND	T	1	FARMLAND	Taxable Total:	31,200
				100%	Alberta School Foundation Fund		
6013000	SE-7-28-23-4	160.00 Acres					
						C Corporation	
	F	LAND	T	1	FARMLAND	Taxable Total:	40,430
				100%	Alberta School Foundation Fund		
6014000	SW-7-28-23-4	160.00 Acres					
						I Individual	
	F	LAND	T	1	FARMLAND	Taxable Total:	26,390
				100%	Alberta School Foundation Fund		
6015000	NE-8-28-23-4	155.74 Acres					
						C Corporation	
	F	LAND	T	1	FARMLAND	Taxable Total:	39,200
				100%	Alberta School Foundation Fund		
6015010	0111455 2 NW-8-28-23-4	6.26 Acres				N.W. CORNER LSD 14	
	234059 HWY 9					I Individual	
	F	LAND & IMPROVEMENTS	T	1	FARMLAND		780
	R		T	103	RESIDENTIAL LAND & IMPROVEMENTS		304,900
						Taxable Total:	305,680
	R		E	901	RURAL RESIDENCE EXEMPTION (RAP)		780
	R		E	903	FARM BUILDING EXEMPT		20,820
				100%	Alberta School Foundation Fund	Exempt Total:	21,600
						Totals:	327,280
6016000	NW-8-28-23-4	149.41 Acres					
						C Corporation	
	F	LAND	T	1	FARMLAND	Taxable Total:	34,960



2019 Assessment Roll (Valuation Date 1-July, 2019) 2020 Taxation Year, Wheatland County

Assessment Year: 2019
Tax Year: 2020

Roll	Legal Address						Total
	100% Alberta School Foundation Fund						
6017000	SE-8-28-23-4	160.00 Acres				C Corporation	
	F	LAND	T	1	FARMLAND	Taxable Total:	38,520
	100% Alberta School Foundation Fund						
6018000	SW-8-28-23-4	160.00 Acres				C Corporation	
	F	LAND	T	1	FARMLAND	Taxable Total:	37,270
	100% Alberta School Foundation Fund						
6019000	NE-9-28-23-4	155.64 Acres				C Corporation	
	F	LAND	T	1	FARMLAND	Taxable Total:	31,150
	100% Alberta School Foundation Fund						
6020000	NW-9-28-23-4	155.90 Acres				C Corporation	
	F	LAND	T	1	FARMLAND	Taxable Total:	38,590
	100% Alberta School Foundation Fund						
6021000	SE-9-28-23-4	160.00 Acres				C Corporation	
	F	LAND	T	1	FARMLAND	Taxable Total:	32,690
	100% Alberta School Foundation Fund						
6022000	SW-9-28-23-4	160.00 Acres				C Corporation	
	F	LAND	T	1	FARMLAND	Taxable Total:	36,850
	100% Alberta School Foundation Fund						
6023000	NE-10-28-23-4	153.95 Acres				I Individual	
	F	LAND	T	1	FARMLAND	Taxable Total:	39,260
	100% Alberta School Foundation Fund						
6024000	NE-10-28-23-4	0.58 Acres				NE CORNER Former Carbon Corner Store Site P Provincial	
	R	LAND	T	104	RESIDENTIAL VACANT LAND	Taxable Total:	600
	100% Alberta School Foundation Fund						
6026000	NW-10-28-23-4	154.71 Acres				I Individual	



2019 Assessment Roll (Valuation Date 1-July, 2019) 2020 Taxation Year, Wheatland County

Assessment Year: 2019
Tax Year: 2020

Roll	Legal Address					Total
	F	LAND	T	1	FARMLAND	Taxable Total: 36,260
6027000	SE-10-28-23-4	159.01 Acres			100% Alberta School Foundation Fund	
					I Individual	
	F	LAND	T	1	FARMLAND	Taxable Total: 38,650
6028000	SW-10-28-23-4	160.00 Acres			100% Alberta School Foundation Fund	
					Personal Private Campground	
					I Individual	
	F	LAND & IMPROVEMENTS	T	1	FARMLAND	32,240
	R		T	103	RESIDENTIAL LAND & IMPROVEMENTS	135,000
					100% Alberta School Foundation Fund	Taxable Total: 167,240
6029000	NE-11-28-23-4	155.30 Acres				
					I Individual	
	F	LAND	T	1	FARMLAND	Taxable Total: 36,420
6030000	NW-11-28-23-4	144.54 Acres			100% Alberta School Foundation Fund	
					I Individual	
	F	LAND	T	1	FARMLAND	Taxable Total: 35,590
					100% Alberta School Foundation Fund	
6030010	1310580 1 1 NW-11-28-23-4	2.84 Acres			SW Corner LSD 13	
		281065 RGE RD 232			I Individual	
	R	LAND & IMPROVEMENTS	T	103	RESIDENTIAL LAND & IMPROVEMENTS	402,930
	R		E	901	RURAL RESIDENCE EXEMPTION (RAP)	30,770
	R		E	903	FARM BUILDING EXEMPT	48,900
					100% Alberta School Foundation Fund	Exempt Total: 79,670
						Totals: 482,600
6030020	1513399 2 1 NW-11-28-23-4	7.49 Acres			NW corner County Lease-Carbon Corner Stock Pile	
		281075 RGE RD 232			I Individual	
	R	LAND & IMPROVEMENTS	T	103	RESIDENTIAL LAND & IMPROVEMENTS	209,560
	NR		E	152	MUNI GRAVEL OPERATION- EXEMPT	55,410
	R		E	901	RURAL RESIDENCE EXEMPTION (RAP)	61,540
					100% Alberta School Foundation Fund	Exempt Total: 116,950
						Totals: 326,510
6031000	SE-11-28-23-4	160.00 Acres				
					I Individual	
	F	LAND	T	1	FARMLAND	Taxable Total: 38,290



2019 Assessment Roll (Valuation Date 1-July, 2019) 2020 Taxation Year, Wheatland County

Assessment Year: 2019
Tax Year: 2020

Roll	Legal Address						Total
			100% Alberta School Foundation Fund				
6032000	SW-11-28-23-4	159.01 Acres					
			I Individual				
	F	LAND	T	1	FARMLAND	Taxable Total:	37,180
			100% Alberta School Foundation Fund				
6033000	NE-12-28-23-4	97.70 Acres					
			E1/3-LSD10&15;ALL LSD 9&16				
			I Individual				
	F	LAND	T	1	FARMLAND	Taxable Total:	23,310
			100% Alberta School Foundation Fund				
6034000	NE-12-28-23-4	58.61 Acres					
			W.2/3 OF LSD 10 & 15				
			I Individual				
	F	LAND	T	1	FARMLAND	Taxable Total:	13,240
			100% Alberta School Foundation Fund				
6035000	NW-12-28-23-4	155.71 Acres					
			I Individual				
	F	LAND	T	1	FARMLAND	Taxable Total:	34,750
			100% Alberta School Foundation Fund				
6036000	SE-12-28-23-4	160.00 Acres					
			I Individual				
	F	LAND	T	1	FARMLAND	Taxable Total:	36,220
			100% Alberta School Foundation Fund				
6037000	SW-12-28-23-4	160.00 Acres					
			I Individual				
	F	LAND	T	1	FARMLAND	Taxable Total:	38,710
			100% Alberta School Foundation Fund				
6038000	NE-7-22-24-4	100.00 Acres					
			West of Indian Reservation				
			I Individual				
	F	LAND	T	1	FARMLAND	Taxable Total:	18,900
			100% Alberta School Foundation Fund				
6039000	NW-7-22-24-4	130.00 Acres					
			North of River				
			I Individual				
	F	LAND	T	1	FARMLAND	Taxable Total:	19,370
			100% Alberta School Foundation Fund				
6040000	SE-7-22-24-4	25.00 Acres					
			Northwest Corner N of River				
			I Individual				



2019 Assessment Roll (Valuation Date 1-July, 2019) 2020 Taxation Year, Wheatland County

Assessment Year: 2019
Tax Year: 2020

Roll	Legal Address					Total
	F	LAND	T	1	FARMLAND	Taxable Total:
					100% Alberta School Foundation Fund	1,070
6041000	SE-7-22-24-4	8.00 Acres				Northwest Corner S of River I Individual
	F	LAND	T	1	FARMLAND	Taxable Total:
					100% Alberta School Foundation Fund	340
6042000	SW-7-22-24-4	3.00 Acres				Northeast Corner I Individual
	F	LAND	T	1	FARMLAND	Taxable Total:
					100% Alberta School Foundation Fund	130
6043000	SW-7-22-24-4	60.00 Acres				North of River I Individual
	F	LAND	T	1	FARMLAND	Taxable Total:
					100% Alberta School Foundation Fund	2,620
6044000	W -17-22-24-4	21.00 Acres				West of Black Foot Indian Res. I Individual
	F	LAND	T	1	FARMLAND	Taxable Total:
					100% Alberta School Foundation Fund	2,650
6045000	NE-18-22-24-4	160.00 Acres				I Individual
	F	LAND	T	1	FARMLAND	Taxable Total:
					100% Alberta School Foundation Fund	26,000
6046000	NW-18-22-24-4	160.00 Acres				I Individual
	F	LAND	T	1	FARMLAND	Taxable Total:
					100% Alberta School Foundation Fund	26,580
6047000	SE-18-22-24-4	145.00 Acres				West of Indian Reserve I Individual
	F	LAND	T	1	FARMLAND	Taxable Total:
					100% Alberta School Foundation Fund	29,330
6048000	SW-18-22-24-4	160.00 Acres				I Individual
	F	LAND	T	1	FARMLAND	Taxable Total:
					100% Alberta School Foundation Fund	28,640



2019 Assessment Roll (Valuation Date 1-July, 2019) 2020 Taxation Year, Wheatland County

Assessment Year: 2019
Tax Year: 2020

Roll	Legal Address				Total
6049000	NE-19-22-24-4	102.94 Acres	North of Rwy. I Individual		
	F LAND		T 1 FARMLAND	Taxable Total:	14,670
			100% Alberta School Foundation Fund		
6050000	NE-19-22-24-4	41.95 Acres	South of RailRoad I Individual		
	F LAND		T 1 FARMLAND	Taxable Total:	7,270
			100% Alberta School Foundation Fund		
6051000	0210597 1 2 NW-19-22-24-4	133.83 Acres	I Individual		
	F LAND		T 1 FARMLAND	Taxable Total:	23,380
			100% Alberta School Foundation Fund		
6052000	0210597 1 1 NW-19-22-24-4	10.98 Acres	NORTHWEST CORNER OF LSD 14 I Individual		
	F LAND & IMPROVEMENTS		T 1 FARMLAND		1,510
	R		T 103 RESIDENTIAL LAND & IMPROVEMENTS		441,590
				Taxable Total:	443,100
	R		E 901 RURAL RESIDENCE EXEMPTION (RAP)		1,510
			100% Alberta School Foundation Fund	Totals:	444,610
6053000	SE-19-22-24-4	160.00 Acres	I Individual		
	F LAND		T 1 FARMLAND	Taxable Total:	29,940
			100% Alberta School Foundation Fund		
6054000	SW-19-22-24-4	160.00 Acres	I Individual		
	F LAND		T 1 FARMLAND	Taxable Total:	27,860
			100% Alberta School Foundation Fund		
6055000	NW-20-22-24-4	63.07 Acres	North Of R/R I Individual		
	F LAND		T 1 FARMLAND	Taxable Total:	11,650
			100% Alberta School Foundation Fund		
6056000	NW-20-22-24-4	25.50 Acres	S of RailRoad & W of Reserve I Individual		
	F LAND		T 1 FARMLAND	Taxable Total:	3,030
			100% Alberta School Foundation Fund		



2019 Assessment Roll (Valuation Date 1-July, 2019) 2020 Taxation Year, Wheatland County

Assessment Year: 2019
Tax Year: 2020

Roll	Legal Address					Total
6057000	SW-20-22-24-4	59.00 Acres	West of Indian Reserve I Individual			
	F LAND		T 1 FARMLAND	Taxable Total:		9,640
			100% Alberta School Foundation Fund			
6058000	NE-29-22-24-4	14.00 Acres	West Portion I Individual			
	F LAND		T 1 FARMLAND	Taxable Total:		1,650
			100% Alberta School Foundation Fund			
6059000	NW-29-22-24-4	157.00 Acres	C Corporation			
	F LAND		T 1 FARMLAND	Taxable Total:		37,110
			100% Alberta School Foundation Fund			
6060000	SW-29-22-24-4	132.87 Acres	West of Reserve I Individual			
	F LAND		T 1 FARMLAND	Taxable Total:		28,550
			100% Alberta School Foundation Fund			
6061000	NE-30-22-24-4	135.78 Acres	South of Lake I Individual			
	F LAND		T 1 FARMLAND	Taxable Total:		24,040
			100% Alberta School Foundation Fund			
6062000	NW-30-22-24-4	160.00 Acres	I Individual			
	F LAND		T 1 FARMLAND	Taxable Total:		32,450
			100% Alberta School Foundation Fund			
6063000	SE-30-22-24-4	120.39 Acres	WESTERLY & EASTERLY PARTS I Individual			
	F LAND		T 1 FARMLAND	Taxable Total:		23,540
			100% Alberta School Foundation Fund			
6063010	0210520 1 2 SE-30-22-24-4 30.16 Acres 245022 HWY 901		SW PART LSD 1 & W PART LSD 8 I Individual			
	F LAND & IMPROVEMENTS		T 1 FARMLAND			2,830
	R		T 103 RESIDENTIAL LAND & IMPROVEMENTS			435,070
			Taxable Total:			437,900
	R		E 901 RURAL RESIDENCE EXEMPTION (RAP)			2,830
			Totals:			440,730



2019 Assessment Roll (Valuation Date 1-July, 2019) 2020 Taxation Year, Wheatland County

Assessment Year: 2019
Tax Year: 2020

Roll	Legal Address	100% Alberta School Foundation Fund			Total
6064000	0411881 1 1 E -30-22-24-4 1.01 Acres	NE CORNER OF SE & SE CORNER OF Namaka Mennonite Cemetery I Individual			
	NR LAND	E 159 CEMETARY EXEMPT	Exempt Total:		98,210
		100% Alberta School Foundation Fund			
6065000	SW-30-22-24-4 157.03 Acres	I Individual			
	F LAND	T 1 FARMLAND	Taxable Total:		29,340
		100% Alberta School Foundation Fund			
6066000	NE-31-22-24-4 151.11 Acres	I Individual			
	F LAND	T 1 FARMLAND	Taxable Total:		26,120
		100% Alberta School Foundation Fund			
6067000	NW-31-22-24-4 89.00 Acres 245057 TWP RD 230	W Hf LSD11&14 & Ptn LSD3 N Lk I Individual			
	F LAND & IMPROVEMENTS	T 1 FARMLAND			6,870
	R	T 103 RESIDENTIAL LAND & IMPROVEMENTS			596,080
			Taxable Total:		602,950
	R	E 901 RURAL RESIDENCE EXEMPTION (RAP)			6,870
	R	E 903 FARM BUILDING EXEMPT			7,250
		100% Christ The Redeemer Reg. 3	Exempt Total:		14,120
			Totals:		617,070
6067010	NW-31-22-24-4 40.00 Acres 245043 TWP RD 230	East Half LSD 11 & 14 I Individual			
	F LAND & IMPROVEMENTS	T 1 FARMLAND			4,700
	R	T 103 RESIDENTIAL LAND & IMPROVEMENTS			392,700
			Taxable Total:		397,400
	R	E 901 RURAL RESIDENCE EXEMPTION (RAP)			4,700
	R	E 903 FARM BUILDING EXEMPT			15,790
		100% Alberta School Foundation Fund	Exempt Total:		20,490
			Totals:		417,890
6068000	SE-31-22-24-4 135.96 Acres	North of Lake I Individual			
	F LAND	T 1 FARMLAND	Taxable Total:		18,550
		100% Alberta School Foundation Fund			
6069000	SW-31-22-24-4 53.00 Acres	South & West of Lake I Individual			



2019 Assessment Roll (Valuation Date 1-July, 2019) 2020 Taxation Year, Wheatland County

Assessment Year: 2019
Tax Year: 2020

Roll	Legal Address					Total
	F	LAND	T	1	FARMLAND	Taxable Total: 6,090
					100% Alberta School Foundation Fund	
6070000	SW-31-22-24-4	22.00 Acres				Northeast Corner I Individual
	F	LAND	T	1	FARMLAND	Taxable Total: 460
					100% Alberta School Foundation Fund	
6071000	NE-32-22-24-4	88.24 Acres				West of Reserve I Individual
	F	LAND	T	1	FARMLAND	Taxable Total: 19,720
					100% The Golden Hills Reg. Div. 15	
6072000	NW-32-22-24-4	154.08 Acres				I Individual
	F	LAND	T	1	FARMLAND	Taxable Total: 34,760
					100% The Golden Hills Reg. Div. 15	
6073000	NW-32-22-24-4	3.00 Acres				Northwest Corner I Individual
		225079 RGE RD 245				
	R	LAND & IMPROVEMENTS	T	103	RESIDENTIAL LAND & IMPROVEMENTS	Taxable Total: 371,300
					100% Christ The Redeemer Reg. 3	
6074000	SE-32-22-24-4	54.00 Acres				West of Reserve C Corporation
	F	LAND	T	1	FARMLAND	Taxable Total: 12,380
					100% Alberta School Foundation Fund	
6075000	SW-32-22-24-4	160.00 Acres				C Corporation
	F	LAND	T	1	FARMLAND	Taxable Total: 39,440
					100% Alberta School Foundation Fund	
6076000	NE-1-23-24-4	77.00 Acres				South of Lake P Provincial
	NR	LAND	E	157	PUBLIC PARKS EXEMPT	Exempt Total: 478,530
					100% Alberta School Foundation Fund	
6077000	NW-1-23-24-4	38.10 Acres				South of Lake P Provincial
	NR	LAND	E	157	PUBLIC PARKS EXEMPT	Exempt Total: 373,920
					100% Alberta School Foundation Fund	



2019 Assessment Roll (Valuation Date 1-July, 2019) 2020 Taxation Year, Wheatland County

Assessment Year: 2019
Tax Year: 2020

Roll	Legal Address					Total
6078000	RY11	AL-1-23-24-4	24.78 Acres		ABNDONED RAIL M Municipal	
	NR	LAND		E 155 WHEATLAND COUNTY EXEMPT 100% Alberta School Foundation Fund	Exempt Total:	296,220
6079000	SE-1-23-24-4		37.10 Acres		P Provincial	
	NR	LAND		E 157 PUBLIC PARKS EXEMPT 100% Alberta School Foundation Fund	Exempt Total:	368,080
6081000	SW-1-23-24-4		8.70 Acres		North of Railroad P Provincial	
	NR	LAND		E 157 PUBLIC PARKS EXEMPT 100% Alberta School Foundation Fund	Exempt Total:	197,000
6084000	NE-2-23-24-4		19.87 Acres		West of Lake North of Railroad P Provincial	
	NR	LAND		E 150 CROWN LAND & IMPR. EXEMPT 100% Alberta School Foundation Fund	Exempt Total:	267,580
6084010	RY11 RLY 23	NW-10-23-24-4	2.99 Acres		ABANDONED RLY in NE 2 M Municipal	
	NR	LAND		E 155 WHEATLAND COUNTY EXEMPT 100% Alberta School Foundation Fund	Exempt Total:	3,190
6087000	W -3-23-24-4		23.00 Acres		SW & NW 1/4S WEST OF RAIL I Individual	
	F	LAND		T 1 FARMLAND 100% Alberta School Foundation Fund	Taxable Total:	2,510
6089000	NE-4-23-24-4		80.00 Acres		LSD 9 & 16 I Individual	
	F	LAND		T 1 FARMLAND 100% Alberta School Foundation Fund	Taxable Total:	12,360
6090000	NE-4-23-24-4		80.00 Acres		West Half I Individual	
	F	LAND		T 1 FARMLAND 100% Alberta School Foundation Fund	Taxable Total:	13,140
6091000	NW-4-23-24-4		159.99 Acres		I Individual	
		230073 RGE RD 244				
	F	LAND & IMPROVEMENTS		T 1 FARMLAND		26,830



2019 Assessment Roll (Valuation Date 1-July, 2019) 2020 Taxation Year, Wheatland County

Assessment Year: 2019
Tax Year: 2020

Roll	Legal Address					Total
	R		T	103	RESIDENTIAL LAND & IMPROVEMENTS	393,590
					Taxable Total:	420,420
	R		E	901	RURAL RESIDENCE EXEMPTION (RAP)	92,310
				100%	Alberta School Foundation Fund	Totals: 512,730
6092000	SE-4-23-24-4	80.00 Acres			West Half I Individual	
	F	LAND	T	1	FARMLAND	Taxable Total: 11,830
				100%	Alberta School Foundation Fund	
6093000	SE-4-23-24-4	66.85 Acres			LSD 1 & 8 I Individual	
	F	LAND	T	1	FARMLAND	Taxable Total: 9,160
				100%	Alberta School Foundation Fund	
6094000	SW-4-23-24-4	153.51 Acres			I Individual	
	F	LAND	T	1	FARMLAND	Taxable Total: 22,660
				100%	Alberta School Foundation Fund	
6095000	NE-5-23-24-4	158.02 Acres			I Individual	
		230064 RGE RD 244				
	F	LAND	T	1	FARMLAND	Taxable Total: 24,090
				100%	Alberta School Foundation Fund	
6096000	9010207 1	NW-5-23-24-4 199.41 Acres			I Individual	
	F	LAND	T	1	FARMLAND	Taxable Total: 22,540
				100%	Alberta School Foundation Fund	
6097000	SE-5-23-24-4	156.79 Acres			I Individual	
	F	LAND	T	1	FARMLAND	Taxable Total: 24,350
				100%	Alberta School Foundation Fund	
6098000	9010207 2	SW-5-23-24-4 78.83 Acres			West Half I Individual	
	F	LAND	T	1	FARMLAND	Taxable Total: 4,190
				100%	Alberta School Foundation Fund	
6098010	9010207 3	SW-5-23-24-4 39.41 Acres			LSD 3 I Individual	
		244052 TWP RD 230				
	F	LAND & IMPROVEMENTS	T	1	FARMLAND	4,180
	R		T	103	RESIDENTIAL LAND & IMPROVEMENTS	344,350



2019 Assessment Roll (Valuation Date 1-July, 2019) 2020 Taxation Year, Wheatland County

Assessment Year: 2019
Tax Year: 2020

Roll	Legal Address				Total
				Taxable Total:	348,530
	R		E 901 RURAL RESIDENCE EXEMPTION (RAP)		4,180
	R		E 903 FARM BUILDING EXEMPT		31,780
			100% The Golden Hills Reg. Div. 15	Exempt Total:	35,960
				Totals:	384,490
6099000	NE-6-23-24-4	160.00 Acres		I Individual	
	F LAND		T 1 FARMLAND	Taxable Total:	12,660
			100% Alberta School Foundation Fund		
6100000	NW-6-23-24-4	160.00 Acres		I Individual	
	F LAND		T 1 FARMLAND	Taxable Total:	16,290
			100% Alberta School Foundation Fund		
6101000	SE-6-23-24-4	158.59 Acres		I Individual	
	F LAND		T 1 FARMLAND	Taxable Total:	17,320
			100% Alberta School Foundation Fund		
6102000	SW-6-23-24-4	157.87 Acres		I Individual	
	F LAND		T 1 FARMLAND	Taxable Total:	14,560
			100% Alberta School Foundation Fund		
6103000	NE-7-23-24-4	159.00 Acres		I Individual	
	F LAND		T 1 FARMLAND	Taxable Total:	22,920
			100% Alberta School Foundation Fund		
6104000	NW-7-23-24-4	156.01 Acres		C Corporation	
	F LAND		T 1 FARMLAND	Taxable Total:	18,670
			50% Christ The Redeemer Reg. 3		
			50% Alberta School Foundation Fund		
6104010	0112497 1 NW-7-23-24-4 2.99 Acres			SOUTHWEST CORNER	
	231045 RGE RD 250			I Individual	
	R LAND & IMPROVEMENTS		T 103 RESIDENTIAL LAND & IMPROVEMENTS	Taxable Total:	459,500
			100% Alberta School Foundation Fund		
6105000	SE-7-23-24-4	160.00 Acres		I Individual	
	231028 RGE RD 245				



2019 Assessment Roll (Valuation Date 1-July, 2019) 2020 Taxation Year, Wheatland County

Assessment Year: 2019
Tax Year: 2020

Roll	Legal Address				Total
6106000	F	LAND & IMPROVEMENTS	T	1 FARMLAND	17,160
	R		T	103 RESIDENTIAL LAND & IMPROVEMENTS	334,610
	Taxable Total:				351,770
	R		E	901 RURAL RESIDENCE EXEMPTION (RAP)	30,770
	R		E	903 FARM BUILDING EXEMPT	16,720
	100% Alberta School Foundation Fund				47,490
	Exempt Total:				399,260
	Totals:				
	SW-7-23-24-4 64.50 Acres				
	231039A RGE RD 250				
6106010	F	LAND & IMPROVEMENTS	T	1 FARMLAND	7,380
	R		T	103 RESIDENTIAL LAND & IMPROVEMENTS	333,370
	Taxable Total:				340,750
	R		E	901 RURAL RESIDENCE EXEMPTION (RAP)	7,380
	R		E	903 FARM BUILDING EXEMPT	9,450
	100% Alberta School Foundation Fund				16,830
	Exempt Total:				357,580
	Totals:				
	1312568 3 1 SW-7-23-24-4 12.00 Acres				
	231027 RGE RD 250				
6106020	F	LAND & IMPROVEMENTS	T	1 FARMLAND	780
	R		T	103 RESIDENTIAL LAND & IMPROVEMENTS	615,120
	Taxable Total:				615,900
	R		E	901 RURAL RESIDENCE EXEMPTION (RAP)	780
	100% Alberta School Foundation Fund				616,680
	Totals:				
	1312568 3 2 SW-7-23-24-4 3.50 Acres				
	231029 RGE RD 250				
	166m North of SW Corner LSD 5				
	I Individual				
6107000	R	LAND & IMPROVEMENTS	T	103 RESIDENTIAL LAND & IMPROVEMENTS	524,000
	100% Alberta School Foundation Fund				
	Taxable Total:				
	SW-7-23-24-4 71.85 Acres				
	231001 RGE RD 250				
	South Half				
	I Individual				
	F	LAND & IMPROVEMENTS	T	1 FARMLAND	7,940
	R		T	103 RESIDENTIAL LAND & IMPROVEMENTS	470,410
	Taxable Total:				478,350
6107010	R		E	901 RURAL RESIDENCE EXEMPTION (RAP)	7,940
	R		E	903 FARM BUILDING EXEMPT	21,150
	100% Alberta School Foundation Fund				29,090
	Exempt Total:				507,440
	Totals:				
	0811307 1 1 SW-7-23-24-4 3.15 Acres				
	231019 RGE RD 250				
	NW CORNER LSD 5				
	I Individual				



2019 Assessment Roll (Valuation Date 1-July, 2019) 2020 Taxation Year, Wheatland County

Assessment Year: 2019
Tax Year: 2020

Roll	Legal Address				Total
	F LAND & IMPROVEMENTS	T 1	FARMLAND		20
	R	T 103	RESIDENTIAL LAND & IMPROVEMENTS		443,380
				Taxable Total:	443,400
	R	E 901	RURAL RESIDENCE EXEMPTION (RAP)		20
		100%	Alberta School Foundation Fund	Totals:	443,420
6107020	1312568 2 1 SW-7-23-24-4 5.00 Acres			98m S. of NW Corner of LSD 4	
				I Individual	
	F LAND	T 1	FARMLAND	Taxable Total:	490
		100%	Alberta School Foundation Fund		
6108000	9011367 1 NE-8-23-24-4 162.60 Acres				
	231042A RGE RD 244			I Individual	
	F LAND & IMPROVEMENTS	T 1	FARMLAND		27,280
	R	T 103	RESIDENTIAL LAND & IMPROVEMENTS		391,130
				Taxable Total:	418,410
	R	E 901	RURAL RESIDENCE EXEMPTION (RAP)		35,370
		100%	Alberta School Foundation Fund	Totals:	453,780
6109000	NW-8-23-24-4 154.80 Acres				
				I Individual	
	F LAND	T 1	FARMLAND	Taxable Total:	21,600
		100%	Alberta School Foundation Fund		
6110000	SE-8-23-24-4 157.27 Acres				
				I Individual	
	F LAND	T 1	FARMLAND	Taxable Total:	26,510
		100%	Alberta School Foundation Fund		
6111000	SW-8-23-24-4 159.48 Acres				
				I Individual	
	F LAND	T 1	FARMLAND	Taxable Total:	22,180
		100%	Alberta School Foundation Fund		
6112000	NE-9-23-24-4 160.00 Acres				
	243027 TWP RD 232			I Individual	
	F LAND & IMPROVEMENTS	T 1	FARMLAND		22,130
	R	T 103	RESIDENTIAL LAND & IMPROVEMENTS		227,760
				Taxable Total:	249,890
	R	E 901	RURAL RESIDENCE EXEMPTION (RAP)		61,540
		100%	Alberta School Foundation Fund	Totals:	311,430



2019 Assessment Roll (Valuation Date 1-July, 2019) 2020 Taxation Year, Wheatland County

Assessment Year: 2019
Tax Year: 2020

Roll	Legal Address						Total
6113000	NW-9-23-24-4	155.00 Acres					
	243075 TWP RD 232				I Individual		
	F LAND & IMPROVEMENTS		T 1	FARMLAND			21,640
	R		T 103	RESIDENTIAL LAND & IMPROVEMENTS			413,200
					Taxable Total:		434,840
	R		E 901	RURAL RESIDENCE EXEMPTION (RAP)			22,340
	R		E 903	FARM BUILDING EXEMPT			30,350
				100% Alberta School Foundation Fund	Exempt Total:		52,690
					Totals:		487,530
6113010	1213703 1 1	NW-9-23-24-4 5.00 Acres			NW CORNER LSD 14		
					I Individual		
	F LAND		T 1	FARMLAND	Taxable Total:		700
				100% Alberta School Foundation Fund			
6114000	SE-9-23-24-4	80.00 Acres			East Half		
					C Corporation		
	F LAND		T 1	FARMLAND	Taxable Total:		11,930
				100% Alberta School Foundation Fund			
6115000	SE-9-23-24-4	80.00 Acres			West Half		
					I Individual		
	F LAND		T 1	FARMLAND	Taxable Total:		12,260
				100% Alberta School Foundation Fund			
6116000	SW-9-23-24-4	160.00 Acres					
					I Individual		
	F LAND		T 1	FARMLAND	Taxable Total:		24,050
				100% Alberta School Foundation Fund			
6117000	0912337 3 1	NE-10-23-24-4 71.14 Acres			S to SW Ptn includes Aband Rly		
	242031 TWP RD 232				I Individual		
	F LAND & IMPROVEMENTS		T 1	FARMLAND			7,020
	R		T 103	RESIDENTIAL LAND & IMPROVEMENTS			277,480
					Taxable Total:		284,500
	R		E 901	RURAL RESIDENCE EXEMPTION (RAP)			7,020
				100% Alberta School Foundation Fund	Totals:		291,520
6117005	9410578 1	NE-10-23-24-4 3.00 Acres			Northeast Corner		
	242001 TWP RD 232				I Individual		
	R LAND & IMPROVEMENTS		T 103	RESIDENTIAL LAND & IMPROVEMENTS			363,600
	R		E 903	FARM BUILDING EXEMPT			16,100



2019 Assessment Roll (Valuation Date 1-July, 2019) 2020 Taxation Year, Wheatland County

Assessment Year: 2019
Tax Year: 2020

Roll	Legal Address				Totals:	Total
		100% Christ The Redeemer Reg. 3				379,700
6117008	0812430 2 1 NE-10-23-24-4 3.00 Acres 242009 TWP RD 232				NE CORNER I Individual	
	R LAND & IMPROVEMENTS	T	103	RESIDENTIAL LAND & IMPROVEMENTS	Taxable Total:	597,300
		100% Alberta School Foundation Fund				
6117009	1211442 3 2 NE-10-23-24-4 3.00 Acres				220M West of NE corner I Individual	
	F LAND	T	1	FARMLAND	Taxable Total:	360
		100% Alberta School Foundation Fund				
6117010	NE-10-23-24-4 10.32 Acres				Southeast Corner P Provincial	
	NR LAND	E	150	CROWN LAND & IMPR. EXEMPT	Exempt Total:	211,870
		100% Alberta School Foundation Fund				
6117020	1611551 3 3 NE-10-23-24-4 40.64 Acres				110m S of NE corner I Individual	
	F LAND	T	1	FARMLAND	Taxable Total:	3,830
		100% Alberta School Foundation Fund				
6119000	NW-10-23-24-4 77.99 Acres				West of Reservation C Corporation	
	F LAND	T	1	FARMLAND	Taxable Total:	10,790
		100% Alberta School Foundation Fund				
6119010	9911765 1 NW-10-23-24-4 9.02 Acres 231079 RGE RD 243				NORHTWEST CORNER I Individual	
	F LAND & IMPROVEMENTS	T	1	FARMLAND		630
	R	T	103	RESIDENTIAL LAND & IMPROVEMENTS		651,370
					Taxable Total:	652,000
	R	E	901	RURAL RESIDENCE EXEMPTION (RAP)		630
	R	E	903	FARM BUILDING EXEMPT		5,860
		66.67% The Golden Hills Reg. Div. 15			Exempt Total:	6,490
		33.33% Christ The Redeemer Reg. 3			Totals:	658,490
6120000	NW-10-23-24-4 5.38 Acres 242043 TWP RD 232				Northeast Corner I Individual	
	R LAND & IMPROVEMENTS	T	103	RESIDENTIAL LAND & IMPROVEMENTS	Taxable Total:	566,000
		100% Alberta School Foundation Fund				
6124000	SW-10-23-24-4 54.00 Acres				West of Reserve C Corporation	



2019 Assessment Roll (Valuation Date 1-July, 2019) 2020 Taxation Year, Wheatland County

Assessment Year: 2019
Tax Year: 2020

Roll	Legal Address					Total
	F	LAND	T	1	FARMLAND	Taxable Total: 7,190
6125000	NE-11-23-24-4	111.00 Acres		100%	Alberta School Foundation Fund	N, S & W of Lake F Federal
	NR	LAND	E	150	CROWN LAND & IMPR. EXEMPT	Exempt Total: 544,290
6126000	NE-11-23-24-4	44.00 Acres		100%	Alberta School Foundation Fund	SWrly & Most Nrthly Portion F Federal
	NR	LAND	E	150	CROWN LAND & IMPR. EXEMPT	Exempt Total: 395,110
6127000	NW-11-23-24-4	136.50 Acres		100%	Alberta School Foundation Fund	P Provincial
	NR	LAND	E	157	PUBLIC PARKS EXEMPT	Exempt Total: 592,130
6127010	9111987 4 NW-11-23-24-4	18.43 Acres		100%	Alberta School Foundation Fund	Northeast Corner I Individual
	F	LAND & IMPROVEMENTS	T	1	FARMLAND	1,610
	R		T	103	RESIDENTIAL LAND & IMPROVEMENTS	424,790
						Taxable Total: 426,400
	R		E	901	RURAL RESIDENCE EXEMPTION (RAP)	1,610
				100%	Alberta School Foundation Fund	Totals: 428,010
6128000	3252HX OT NW-11-23-24-4	0.23 Acres				Northwest Corner I Individual
	R	LAND & IMPROVEMENTS	T	103	RESIDENTIAL LAND & IMPROVEMENTS	Taxable Total: 4,400
				100%	Alberta School Foundation Fund	
6129000	1711778 9 1 SE-11-23-24-4	333.42 Acres				Part Sec 2, 10 & South part of 11 Future Zoo Endangered Species I Individual
	F	LAND & IMPROVEMENTS	T	1	FARMLAND	41,900
	R		T	103	RESIDENTIAL LAND & IMPROVEMENTS	366,200
						Taxable Total: 408,100
	R		E	901	RURAL RESIDENCE EXEMPTION (RAP)	41,900
	R		E	903	FARM BUILDING EXEMPT	20,870
				100%	Alberta School Foundation Fund	Exempt Total: 62,770
						Totals: 470,870
6129010	SE-11-23-24-4	8.33 Acres				Abnd Road Allowance W of Lake F Federal



2019 Assessment Roll (Valuation Date 1-July, 2019) 2020 Taxation Year, Wheatland County

Assessment Year: 2019
Tax Year: 2020

Roll	Legal Address					Total
	NR	LAND	E	150	CROWN LAND & IMPR. EXEMPT 100% Alberta School Foundation Fund	Exempt Total: 193,300
6130000	SE-11-23-24-4	17.20 Acres				Portion of Namaka Lake I Individual
	NR	LAND	E	150	CROWN LAND & IMPR. EXEMPT 100% Alberta School Foundation Fund	Exempt Total: 252,000
6133000	NE-12-23-24-4	102.00 Acres				North of Lake P Provincial
	NR	LAND	E	157	PUBLIC PARKS EXEMPT 100% Alberta School Foundation Fund	Exempt Total: 527,400
6134000	NW-12-23-24-4	85.52 Acres				North of Lake P Provincial
	NR	LAND	E	157	PUBLIC PARKS EXEMPT 100% Alberta School Foundation Fund	Exempt Total: 496,470
6135000	IRR1390	NW-12-23-24-4 7.48 Acres				CANAL RIGHT OF WAY I Individual
	NR	LAND	E	167	WESTERN IRRIGATION DIST EXEMPT 100% Alberta School Foundation Fund	Exempt Total: 7,980
6136000	NE-13-23-24-4	159.95 Acres				I Individual
		232046A RGE RD 240				
	F	LAND & IMPROVEMENTS	T	1	FARMLAND	34,140
	R		T	103	RESIDENTIAL LAND & IMPROVEMENTS	388,610
						Taxable Total: 422,750
	R		E	901	RURAL RESIDENCE EXEMPTION (RAP)	34,140
	R		E	903	FARM BUILDING EXEMPT	6,150
					100% The Golden Hills Reg. Div. 15	Exempt Total: 40,290
						Totals: 463,040
6137000	NW-13-23-24-4	157.00 Acres				I Individual
	F	LAND	T	1	FARMLAND	Taxable Total: 33,180
					100% Alberta School Foundation Fund	
6137010	0310368 1 1	NW-13-23-24-4 3.00 Acres				NW CORNER
		232075 RGE RD 241				I Individual
	R	LAND & IMPROVEMENTS	T	103	RESIDENTIAL LAND & IMPROVEMENTS	Taxable Total: 486,600
					100% Alberta School Foundation Fund	



2019 Assessment Roll (Valuation Date 1-July, 2019) 2020 Taxation Year, Wheatland County

Assessment Year: 2019
Tax Year: 2020

Roll	Legal Address	Total
6139000	0110684 1 2 SE-13-23-24-4 155.87 Acres	
	I Individual	
	F LAND T 1 FARMLAND Taxable Total: 36,480	
	100% Alberta School Foundation Fund	
6140000	0110684 1 1 SE-13-23-24-4 3.00 Acres 232004 RGE RD 240	SOUTHEAST CORNER
	I Individual	
	R LAND & IMPROVEMENTS T 103 RESIDENTIAL LAND & IMPROVEMENTS Taxable Total: 473,800	
	100% Alberta School Foundation Fund	
6141000	SW-13-23-24-4 87.57 Acres	NE OF CANAL
	I Individual	
	F LAND T 1 FARMLAND Taxable Total: 17,290	
	100% Alberta School Foundation Fund	
6141010	0311619 2 1 SW-13-23-24-4 5.00 Acres 232009 RGE RD 241	SW Corner
	C Corporation	
	R LAND & IMPROVEMENTS T 103 RESIDENTIAL LAND & IMPROVEMENTS Taxable Total: 296,200	
	100% Alberta School Foundation Fund	
6141020	1012038 3 1 SW-13-23-24-4 48.00 Acres 232023A RGE RD 241	SW OF CANAL
	I Individual	
	F LAND & IMPROVEMENTS T 1 FARMLAND 8,250	
	R T 103 RESIDENTIAL LAND & IMPROVEMENTS 480,050	
	Taxable Total: 488,300	
	R E 901 RURAL RESIDENCE EXEMPTION (RAP) 8,250	
	R E 903 FARM BUILDING EXEMPT 52,560	
	100% Alberta School Foundation Fund Exempt Total: 60,810	
	Totals: 549,110	
6141500	IRR703 RW 23 SW-13-23-24-4 17.42 Acres	CANAL
	P Provincial	
	NR LAND E 167 WESTERN IRRIGATION DIST EXEMPT Exempt Total: 126,640	
	100% Alberta School Foundation Fund	
6142000	1911816 4 1 SE-23-23-24-4 29.93 Acres 232084A RGE RD 241	SE CNR OF LSD 1 & N 1/2 LSD 16
	I Individual	
	F LAND & IMPROVEMENTS T 1 FARMLAND 6,320	
	R T 103 RESIDENTIAL LAND & IMPROVEMENTS 480,680	
	Taxable Total: 487,000	
	R E 901 RURAL RESIDENCE EXEMPTION (RAP) 6,320	
	R E 903 FARM BUILDING EXEMPT 23,850	
	Exempt Total: 30,170	



2019 Assessment Roll (Valuation Date 1-July, 2019) 2020 Taxation Year, Wheatland County

Assessment Year: 2019
Tax Year: 2020

Roll	Legal Address	100% Alberta School Foundation Fund				Total
6142009	1012978 1 1 NE-14-23-24-4 4.00 Acres 232052 RGE RD 241	Totals:				517,170
	R LAND & IMPROVEMENTS	T	103	RESIDENTIAL LAND & IMPROVEMENTS	Taxable Total:	718,700
100% Alberta School Foundation Fund						
6142010	1012978 1 2 NE-14-23-24-4 6.00 Acres 232046 RGE RD 241	Southeast Corner				
	F LAND & IMPROVEMENTS	T	1	FARMLAND		510
	R	T	103	RESIDENTIAL LAND & IMPROVEMENTS		478,890
		Taxable Total:				479,400
	R	E	901	RURAL RESIDENCE EXEMPTION (RAP)		510
100% Alberta School Foundation Fund						
Totals:						479,910
6143000	NW-14-23-24-4 160.00 Acres	I Individual				
	F LAND	T	1	FARMLAND	Taxable Total:	31,340
100% Alberta School Foundation Fund						
6144000	SE-14-23-24-4 152.69 Acres	I Individual				
	F LAND	T	1	FARMLAND	Taxable Total:	34,750
100% Alberta School Foundation Fund						
6145000	SW-14-23-24-4 154.99 Acres 241046 TWP RD 232	I Individual				
	F LAND & IMPROVEMENTS	T	1	FARMLAND		23,110
	R	T	103	RESIDENTIAL LAND & IMPROVEMENTS		719,590
		Taxable Total:				742,700
	R	E	901	RURAL RESIDENCE EXEMPTION (RAP)		23,110
	R	E	903	FARM BUILDING EXEMPT		43,130
100% Alberta School Foundation Fund						
Exempt Total:						66,240
Totals:						808,940
6145010	0111634 2 1 SW-14-23-24-4 3.00 Acres 232003 RGE RD 242	SOUTHWEST CORNER				
	R LAND & IMPROVEMENTS	T	103	RESIDENTIAL LAND & IMPROVEMENTS	Taxable Total:	306,100
100% Christ The Redeemer Reg. 3						
6146000	NE-15-23-24-4 155.98 Acres	I Individual				
	F LAND	T	1	FARMLAND	Taxable Total:	10,400



2019 Assessment Roll (Valuation Date 1-July, 2019) 2020 Taxation Year, Wheatland County

Assessment Year: 2019
Tax Year: 2020

Roll	Legal Address					Total
100% Alberta School Foundation Fund						
6147000	NW-15-23-24-4 145.05 Acres 232071 RGE RD 243					
		I Individual				
	F LAND & IMPROVEMENTS	T 1	FARMLAND			15,670
	R	T 103	RESIDENTIAL LAND & IMPROVEMENTS			587,530
		Taxable Total:				603,200
	R	E 901	RURAL RESIDENCE EXEMPTION (RAP)			15,670
		100% Christ The Redeemer Reg. 3				
		Totals:				618,870
6147010	9511508 1 1 NW-15-23-24-4 9.48 Acres 232053 RGE RD 243					
		Southwest Corner				
		I Individual				
	F LAND & IMPROVEMENTS	T 1	FARMLAND			550
	R	T 103	RESIDENTIAL LAND & IMPROVEMENTS			370,650
		Taxable Total:				371,200
	R	E 901	RURAL RESIDENCE EXEMPTION (RAP)			550
	R	E 903	FARM BUILDING EXEMPT			5,010
		100% Alberta School Foundation Fund				
		Exempt Total:				5,560
		Totals:				376,760
6148000	SE-15-23-24-4 146.00 Acres 232018 RGE RD 242					
		I Individual				
	F LAND & IMPROVEMENTS	T 1	FARMLAND			13,830
	R	T 103	RESIDENTIAL LAND & IMPROVEMENTS			384,030
		Taxable Total:				397,860
	R	E 901	RURAL RESIDENCE EXEMPTION (RAP)			14,100
	R	E 903	FARM BUILDING EXEMPT			55,870
		100% The Golden Hills Reg. Div. 15				
		Exempt Total:				69,970
		Totals:				467,830
6148010	9311185 1 SE-15-23-24-4 3.00 Acres 242042 TWP RD 232					
		SOUTHWEST Corner				
		I Individual				
	R LAND & IMPROVEMENTS	T 103	RESIDENTIAL LAND & IMPROVEMENTS		Taxable Total:	446,500
		100% Alberta School Foundation Fund				
6148020	0915489 2 1 SE-15-23-24-4 3.00 Acres					
		92m N of SE Corner				
		I Individual				
	F LAND	T 1	FARMLAND		Taxable Total:	270
		100% The Golden Hills Reg. Div. 15				
6148030	0915489 2 2 SE-15-23-24-4 2.99 Acres 232004 RGE RD 242					
		SE CORNER				
		I Individual				
	R LAND & IMPROVEMENTS	T 103	RESIDENTIAL LAND & IMPROVEMENTS		Taxable Total:	674,800



2019 Assessment Roll (Valuation Date 1-July, 2019) 2020 Taxation Year, Wheatland County

Assessment Year: 2019
Tax Year: 2020

Roll	Legal Address					Total
	100% Alberta School Foundation Fund					
6148040	0915489 2 3	SE-15-23-24-4	2.99 Acres		92m E of SW Corner I Individual	
	R	LAND & IMPROVEMENTS		T 103	RESIDENTIAL LAND & IMPROVEMENTS	Taxable Total: 354,200
	100% Alberta School Foundation Fund					
6149000	SW-15-23-24-4		118.99 Acres		North of Railway I Individual	
	F	LAND & IMPROVEMENTS		T 1	FARMLAND	15,040
	R			T 103	RESIDENTIAL LAND & IMPROVEMENTS	367,210
					Taxable Total:	382,250
	R			E 901	RURAL RESIDENCE EXEMPTION (RAP)	15,040
	R			E 903	FARM BUILDING EXEMPT	5,550
				100% Alberta School Foundation Fund		Exempt Total: 20,590
						Totals: 402,840
6150000	SW-15-23-24-4		22.22 Acres		South of Railway ROW I Individual	
	F	LAND & IMPROVEMENTS		T 1	FARMLAND	1,890
	R			T 103	RESIDENTIAL LAND & IMPROVEMENTS	563,700
					Taxable Total:	565,590
	R			E 901	RURAL RESIDENCE EXEMPTION (RAP)	2,100
				100% Alberta School Foundation Fund		Totals: 567,690
6150010	RY11	SW-15-23-24-4	11.01 Acres		RAILWAY RIGHT OF WAY I Individual	
	F	LAND & IMPROVEMENTS		T 1	FARMLAND	680
	R			T 103	RESIDENTIAL LAND & IMPROVEMENTS	116,920
					Taxable Total:	117,600
	R			E 901	RURAL RESIDENCE EXEMPTION (RAP)	680
	R			E 903	FARM BUILDING EXEMPT	6,170
				100% Alberta School Foundation Fund		Exempt Total: 6,850
						Totals: 124,450
6150020	1014042 1 1	SW-15-23-24-4	3.00 Acres		200m N OF SW CORNER I Individual	
	F	LAND		T 1	FARMLAND	Taxable Total: 210
	100% Alberta School Foundation Fund					
6151000	SW-15-23-24-4		3.00 Acres		Northwest Corner I Individual	
	R	LAND & IMPROVEMENTS		T 103	RESIDENTIAL LAND & IMPROVEMENTS	430,390



2019 Assessment Roll (Valuation Date 1-July, 2019) 2020 Taxation Year, Wheatland County

Assessment Year: 2019
Tax Year: 2020

Roll	Legal Address				Total
	R	E 901	RURAL RESIDENCE EXEMPTION (RAP)	11,010	
		100%	Alberta School Foundation Fund	Totals:	441,400
6153000	0110481 7 N -16-23-24-4 126.25 Acres 232053 RGE RD 243A			NW PART NW-QRT & SW PT NE-QRT I Individual	
	F LAND & IMPROVEMENTS	T 1	FARMLAND	10,200	
	R	T 103	RESIDENTIAL LAND & IMPROVEMENTS	436,100	
				Taxable Total:	446,300
	R	E 901	RURAL RESIDENCE EXEMPTION (RAP)	10,200	
		100%	Alberta School Foundation Fund	Totals:	456,500
6153010	9410462 6 NE-16-23-24-4 4.13 Acres 36 1 AVE			Southwet Corner LSD 9 I Individual	
	R LAND & IMPROVEMENTS	T 103	RESIDENTIAL LAND & IMPROVEMENTS	Taxable Total:	354,400
		100%	Alberta School Foundation Fund		
6154000	0012849 OT N -16-23-24-4 13.70 Acres			Drainage Right of Way I Individual	
	NR LAND	E 167	WESTERN IRRIGATION DIST EXEMPT	Exempt Total:	14,610
		100%	Alberta School Foundation Fund		
6156000	0110481 8 N -16-23-24-4 71.86 Acres 232070 RGE RD 243			NORTHEAST PORTION I Individual	
	F LAND & IMPROVEMENTS	T 1	FARMLAND	6,500	
	R	T 103	RESIDENTIAL LAND & IMPROVEMENTS	287,800	
				Taxable Total:	294,300
	R	E 901	RURAL RESIDENCE EXEMPTION (RAP)	6,500	
		100%	Alberta School Foundation Fund	Totals:	300,800
6156010	0113378 9 1 NW-16-23-24-4 8.02 Acres 232052A RGE RD 243A			ABAND. R/R PARCEL I Individual	
	R LAND & IMPROVEMENTS	T 103	RESIDENTIAL LAND & IMPROVEMENTS	Taxable Total:	416,200
		100%	Alberta School Foundation Fund		
6157010	9110987 1 NW-16-23-24-4 1.20 Acres 232047 RGE RD 243A			Southeast Corner I Individual	
	R LAND & IMPROVEMENTS	T 103	RESIDENTIAL LAND & IMPROVEMENTS	Taxable Total:	297,200
		100%	Alberta School Foundation Fund		
6161000	PT-16-23-24-4 329.21 Acres			NW, SE, SW QRTS SOUTH OF RAIL I Individual	
	F LAND	T 1	FARMLAND	Taxable Total:	44,030
		100%	Alberta School Foundation Fund		



2019 Assessment Roll (Valuation Date 1-July, 2019) 2020 Taxation Year, Wheatland County

Assessment Year: 2019
Tax Year: 2020

Roll	Legal Address	Total
6161010	0113375 10 6 SE-16-23-24-4 18.04 Acres	
	C Corporation	
	R LAND T 104 RESIDENTIAL VACANT LAND Taxable Total: 205,500	
	100% Alberta School Foundation Fund	
6162000	NE-17-23-24-4 160.00 Acres	
	I Individual	
	F LAND T 1 FARMLAND Taxable Total: 14,450	
	100% Alberta School Foundation Fund	
6163000	NW-17-23-24-4 80.00 Acres	
	LSD 11 & 14 I Individual	
	F LAND T 1 FARMLAND Taxable Total: 9,180	
	100% Alberta School Foundation Fund	
6164000	0814175 1 1 NW-17-23-24-4 20.43 Acres	
	232075 RGE RD 245 North West Corner I Individual	
	F LAND & IMPROVEMENTS T 1 FARMLAND 1,740	
	R T 103 RESIDENTIAL LAND & IMPROVEMENTS 463,960	
	Taxable Total: 465,700	
	R E 901 RURAL RESIDENCE EXEMPTION (RAP) 5,490	
	R E 903 FARM BUILDING EXEMPT 74,230	
	100% The Golden Hills Reg. Div. 15 Exempt Total: 79,720	
	Totals: 545,420	
6164010	0814175 1 2 NW-17-23-24-4 19.99 Acres	
	SW Corner LSD 13 I Individual	
	F LAND T 1 FARMLAND Taxable Total: 1,950	
	100% Alberta School Foundation Fund	
6164020	0814175 1 3 NW-17-23-24-4 19.99 Acres	
	232057 RGE RD 245 NW Corner LSD 12 I Individual	
	F LAND & IMPROVEMENTS T 1 FARMLAND 1,800	
	R T 103 RESIDENTIAL LAND & IMPROVEMENTS 411,900	
	100% The Golden Hills Reg. Div. 15 Taxable Total: 413,700	
6164030	0814175 1 4 NW-17-23-24-4 19.99 Acres	
	232049 RGE RD 245 SW Corner LSD 12 I Individual	
	F LAND & IMPROVEMENTS T 1 FARMLAND 1,810	
	R T 103 RESIDENTIAL LAND & IMPROVEMENTS 422,790	
	Taxable Total: 424,600	
	R E 901 RURAL RESIDENCE EXEMPTION (RAP) 1,810	
	Totals: 426,410	



2019 Assessment Roll (Valuation Date 1-July, 2019) 2020 Taxation Year, Wheatland County

Assessment Year: 2019
Tax Year: 2020

Roll	Legal Address	100% Alberta School Foundation Fund				Total
6165000	SE-17-23-24-4 156.01 Acres 244042 TWP RD 232				I Individual	
	F LAND & IMPROVEMENTS	T 1	FARMLAND			23,720
	R	T 103	RESIDENTIAL LAND & IMPROVEMENTS			553,280
				Taxable Total:		577,000
	R	E 901	RURAL RESIDENCE EXEMPTION (RAP)			23,720
	R	E 903	FARM BUILDING EXEMPT			86,590
			100% Alberta School Foundation Fund	Exempt Total:		110,310
				Totals:		687,310
6165010	9811279 1 SE-17-23-24-4 2.99 Acres 244004 TWP RD 232				SOUTHEAST CORNER I Individual	
	R LAND & IMPROVEMENTS	T 103	RESIDENTIAL LAND & IMPROVEMENTS	Taxable Total:		414,100
			100% Alberta School Foundation Fund			
6166000	SW-17-23-24-4 79.50 Acres				LSD 3 & 6 I Individual	
	F LAND	T 1	FARMLAND	Taxable Total:		7,670
			100% Alberta School Foundation Fund			
6167000	SW-17-23-24-4 79.50 Acres 232025 RGE RD 245				W 1/2 I Individual	
	F LAND & IMPROVEMENTS	T 1	FARMLAND			8,750
	R	T 103	RESIDENTIAL LAND & IMPROVEMENTS			313,800
				Taxable Total:		322,550
	R	E 901	RURAL RESIDENCE EXEMPTION (RAP)			8,750
	R	E 903	FARM BUILDING EXEMPT			168,060
			100% Alberta School Foundation Fund	Exempt Total:		176,810
				Totals:		499,360
6168000	9912662 2 1 N -18-23-24-4 157.65 Acres 232072 RGE RD 245				N1/2 of NE & NW QRTS I Individual	
	F LAND & IMPROVEMENTS	T 1	FARMLAND			18,720
	R	T 103	RESIDENTIAL LAND & IMPROVEMENTS			330,280
				Taxable Total:		349,000
	R	E 901	RURAL RESIDENCE EXEMPTION (RAP)			18,720
			100% Alberta School Foundation Fund	Totals:		367,720
6168010	9813123 1 NE-18-23-24-4 2.99 Acres 232044A RGE RD 245				SOUTHEAST CORNER I Individual	
	R LAND & IMPROVEMENTS	T 103	RESIDENTIAL LAND & IMPROVEMENTS	Taxable Total:		613,700
			100% Alberta School Foundation Fund			



2019 Assessment Roll (Valuation Date 1-July, 2019) 2020 Taxation Year, Wheatland County

Assessment Year: 2019
Tax Year: 2020

Roll	Legal Address				Total
6168020	9912662 2 3 NE-18-23-24-4 2.99 Acres 232068 RGE RD 245			S.E. CORNER OF N1/2 OF QRT I Individual	
	R LAND & IMPROVEMENTS	T 103	RESIDENTIAL LAND & IMPROVEMENTS		534,970
	R	E 903	FARM BUILDING EXEMPT		20,230
			100% Alberta School Foundation Fund	Totals:	555,200
6169000	0716218 2 3 N -18-23-24-4 101.59 Acres 232060 RGE RD 245			LSD 9-SE CRNR, LSD10 & E1/2 11 I Individual	
	F LAND & IMPROVEMENTS	T 1	FARMLAND		12,580
	R	T 103	RESIDENTIAL LAND & IMPROVEMENTS		763,660
				Taxable Total:	776,240
	R	E 901	RURAL RESIDENCE EXEMPTION (RAP)		13,230
	R	E 903	FARM BUILDING EXEMPT		384,910
			100% The Golden Hills Reg. Div. 15	Exempt Total:	398,140
				Totals:	1,174,380
6169010	0716218 2 4 N -18-23-24-4 44.47 Acres 232045 RGE RD 250			E 1/2 LSD 12 & W 1/2 LSD 11 Whispering Spirits Horse Boarding I Individual	
	F LAND & IMPROVEMENTS	T 1	FARMLAND		3,880
	R	T 103	RESIDENTIAL LAND & IMPROVEMENTS		305,580
	NR	T 105	NON-RESEIDENTIAL LAND & IMPROVEMENTS		318,440
				Taxable Total:	627,900
	R	E 901	RURAL RESIDENCE EXEMPTION (RAP)		3,880
	R	E 903	FARM BUILDING EXEMPT		102,030
			100% Alberta School Foundation Fund	Exempt Total:	105,910
				Totals:	733,810
6169020	1413157 2 5 NW-18-23-24-4 3.48 Acres 232047 RGE RD 250			49m N of SW Corner LSD 12 I Individual	
	R LAND & IMPROVEMENTS	T 103	RESIDENTIAL LAND & IMPROVEMENTS		
			100% Alberta School Foundation Fund	Taxable Total:	342,600
6169030	1413157 2 6 NW-18-23-24-4 4.07 Acres			183m N of SW Corner LSD 12 I Individual	
	F LAND	T 1	FARMLAND		
			100% Alberta School Foundation Fund	Taxable Total:	430
6169040	1413157 2 7 NW-18-23-24-4 4.07 Acres			NW Corner LSD 12 I Individual	
	F LAND	T 1	FARMLAND		
			100% Alberta School Foundation Fund	Taxable Total:	430



2019 Assessment Roll (Valuation Date 1-July, 2019) 2020 Taxation Year, Wheatland County

Assessment Year: 2019
Tax Year: 2020

Roll	Legal Address				Total
6170000	SE-18-23-24-4	156.01 Acres		I Individual	
	F LAND	T 1 FARMLAND	Taxable Total:		22,770
		100% Christ The Redeemer Reg. 3			
6170010	9811277 1 SE-18-23-24-4 2.99 Acres		SOUTHEAST CORNER		
	232006 RGE RD 245		I Individual		
	R LAND & IMPROVEMENTS	T 103 RESIDENTIAL LAND & IMPROVEMENTS	Taxable Total:		565,600
		100% Alberta School Foundation Fund			
6171000	SW-18-23-24-4	156.01 Acres		I Individual	
	F LAND	T 1 FARMLAND	Taxable Total:		18,170
		100% Alberta School Foundation Fund			
6171010	9811278 1 SW-18-23-24-4 2.99 Acres		SOUTHWEST CORNER		
	245080 TWP RD 232		I Individual		
	R LAND & IMPROVEMENTS	T 103 RESIDENTIAL LAND & IMPROVEMENTS	Taxable Total:		521,200
		100% Christ The Redeemer Reg. 3			
6172000	NE-19-23-24-4	144.40 Acres		C Corporation	
	F LAND	T 1 FARMLAND	Taxable Total:		20,430
		100% Alberta School Foundation Fund			
6172010	RY11 RLY 23 NE-19-23-24-4 1.55 Acres		Abandoned Railway		
	233082A RGE RD 245		I Individual		
	R LAND & IMPROVEMENTS	T 103 RESIDENTIAL LAND & IMPROVEMENTS	Taxable Total:		624,800
		100% Christ The Redeemer Reg. 3			
6172020	9912976 1 NE-19-23-24-4 4.05 Acres		NORTHEAST CORNER		
	233076 RGE RD 245		I Individual		
	R LAND & IMPROVEMENTS	T 103 RESIDENTIAL LAND & IMPROVEMENTS	Taxable Total:		480,200
		100% Alberta School Foundation Fund			
6172030	0912754 2 1 NE-19-23-24-4 9.25 Acres		SE PART LSD 16 Eagle Lake Boarding Kennel		
	233064 RGE RD 245		I Individual		
	F LAND & IMPROVEMENTS	T 1 FARMLAND			450
	R	T 103 RESIDENTIAL LAND & IMPROVEMENTS			347,600
	NR	T 105 NON-RESEIDENTIAL LAND & IMPROVEMENTS			158,580
			Taxable Total:		506,630
	R	E 903 FARM BUILDING EXEMPT			22,550
			Totals:		529,180



2019 Assessment Roll (Valuation Date 1-July, 2019) 2020 Taxation Year, Wheatland County

Assessment Year: 2019
Tax Year: 2020

Roll	Legal Address	100% Alberta School Foundation Fund				Total
6174000	NW-19-23-24-4 132.90 Acres 233069 RGE RD 250				I Individual	
	F LAND	T 1	FARMLAND	Taxable Total:		11,770
			100% Alberta School Foundation Fund			
6174010	0212911 1 1 NW-19-23-24-4 3.00 Acres 233043 RGE RD 250				SOUTHWEST CORNER I Individual	
	R LAND & IMPROVEMENTS	T 103	RESIDENTIAL LAND & IMPROVEMENTS	Taxable Total:		534,400
			100% Alberta School Foundation Fund			
6174020	1612139 1 2 NW-19-23-24-4 7.00 Acres 233047 RGE RD 250				91.4m North of SW corner I Individual	
	R LAND & IMPROVEMENTS	T 103	RESIDENTIAL LAND & IMPROVEMENTS	Taxable Total:		353,700
			100% Alberta School Foundation Fund			
6174030	1612139 1 3 NW-19-23-24-4 7.00 Acres 233055 RGE RD 250				196.37m North of SW Corner I Individual	
	F LAND & IMPROVEMENTS	T 1	FARMLAND			430
	R	T 103	RESIDENTIAL LAND & IMPROVEMENTS			444,370
				Taxable Total:		444,800
	R	E 901	RURAL RESIDENCE EXEMPTION (RAP)			430
	R	E 903	FARM BUILDING EXEMPT			25,730
			100% Alberta School Foundation Fund	Exempt Total:		26,160
				Totals:		470,960
6174040	1612139 1 4 NW-19-23-24-4 7.00 Acres 233057 RGE RD 250				301m North of SW corner I Individual	
	F LAND & IMPROVEMENTS	T 1	FARMLAND			430
	R	T 103	RESIDENTIAL LAND & IMPROVEMENTS			412,870
				Taxable Total:		413,300
	R	E 901	RURAL RESIDENCE EXEMPTION (RAP)			430
	R	E 903	FARM BUILDING EXEMPT			4,590
			100% Alberta School Foundation Fund	Exempt Total:		5,020
				Totals:		418,320
6175000	9913137 2 S -19-23-24-4 157.60 Acres				NORTH HALF OF SE & SW QRT'S I Individual	
	F LAND	T 1	FARMLAND	Taxable Total:		16,680
			100% Alberta School Foundation Fund			
6175010	9813221 1 SE-19-23-24-4 3.00 Acres 233034 RGE RD 245				NORTHEAST CORNER I Individual	



2019 Assessment Roll (Valuation Date 1-July, 2019) 2020 Taxation Year, Wheatland County

Assessment Year: 2019
Tax Year: 2020

Roll	Legal Address				Total
	R	LAND & IMPROVEMENTS	T 103	RESIDENTIAL LAND & IMPROVEMENTS	Taxable Total: 344,300
6175020	9913137 4	SE-19-23-24-4 2.99 Acres	100%	Alberta School Foundation Fund	SOUTHEAST CORNER I Individual
	R	LAND & IMPROVEMENTS	T 103	RESIDENTIAL LAND & IMPROVEMENTS	Taxable Total: 323,800
6176000	9913137 3	S -19-23-24-4 147.60 Acres	100%	Alberta School Foundation Fund	SOUTH HALF OF SE & SW QRT'S I Individual
	F	LAND & IMPROVEMENTS	T 1	FARMLAND	16,970
	R		T 103	RESIDENTIAL LAND & IMPROVEMENTS	302,370
	R		E 901	RURAL RESIDENCE EXEMPTION (RAP)	18,030
			100%	Alberta School Foundation Fund	Totals: 337,370
6176010	1810454 3 1	SW-19-23-24-4 5.00 Acres			100 M North of SW Corner LSD 4 I Individual
	F	LAND	T 1	FARMLAND	Taxable Total: 530
			100%	Alberta School Foundation Fund	
6176020	1810454 3 2	SW-19-23-24-4 5.00 Acres			SW Corner of LSD 4 I Individual
	F	LAND	T 1	FARMLAND	Taxable Total: 530
			100%	Alberta School Foundation Fund	
6177000	NE-20-23-24-4	140.00 Acres			NE OF RY11 C Corporation
	F	LAND	T 1	FARMLAND	Taxable Total: 14,900
			100%	Alberta School Foundation Fund	
6178000	NE-20-23-24-4	12.60 Acres			Southwest Corner Personally For You Nails I Individual
	F	LAND & IMPROVEMENTS	T 1	FARMLAND	1,230
	R		T 103	RESIDENTIAL LAND & IMPROVEMENTS	316,280
	NR		T 105	NON-RESEIDENTIAL LAND & IMPROVEMENTS	14,390
	R		E 901	RURAL RESIDENCE EXEMPTION (RAP)	1,230
			100%	Christ The Redeemer Reg. 3	Totals: 333,130
6179000	RY11 RLY 23	NE-20-23-24-4 7.40 Acres			I Individual
	F	LAND & IMPROVEMENTS	T 1	FARMLAND	420



2019 Assessment Roll (Valuation Date 1-July, 2019) 2020 Taxation Year, Wheatland County

Assessment Year: 2019
Tax Year: 2020

Roll	Legal Address				Total
	R		T 103	RESIDENTIAL LAND & IMPROVEMENTS	259,580
				Taxable Total:	260,000
	R		E 901	RURAL RESIDENCE EXEMPTION (RAP)	420
			100%	Alberta School Foundation Fund	Totals: 260,420
6180000	NW-20-23-24-4	93.26 Acres		South of Railway I Individual	
	F LAND		T 1	FARMLAND	Taxable Total: 13,030
			100%	Alberta School Foundation Fund	
6180010	9410827 1 NW-20-23-24-4 3.70 Acres 233075 RGE RD 245			Northwest Corner I Individual	
	R LAND & IMPROVEMENTS		T 103	RESIDENTIAL LAND & IMPROVEMENTS	Taxable Total: 378,100
			100%	Alberta School Foundation Fund	
6181000	NW-20-23-24-4	49.37 Acres		NE OF RY11 I Individual	
	F LAND		T 1	FARMLAND	Taxable Total: 3,880
			100%	Alberta School Foundation Fund	
6182000	RY11 NW-20-23-24-4 13.67 Acres 233079A RGE RD 245			I Individual	
	F LAND & IMPROVEMENTS		T 1	FARMLAND	1,010
	R		T 103	RESIDENTIAL LAND & IMPROVEMENTS	325,290
				Taxable Total:	326,300
	R		E 901	RURAL RESIDENCE EXEMPTION (RAP)	1,010
			100%	The Golden Hills Reg. Div. 15	Totals: 327,310
6183000	SE-20-23-24-4	110.32 Acres		West of Railway I Individual	
	F LAND		T 1	FARMLAND	Taxable Total: 16,400
			100%	Alberta School Foundation Fund	
6184000	SE-20-23-24-4	37.00 Acres		NE OF RY11 C Corporation	
	F LAND		T 1	FARMLAND	Taxable Total: 3,850
			100%	Christ The Redeemer Reg. 3	
6186000	SW-20-23-24-4	80.00 Acres		LSD 3 & 6 I Individual	
	F LAND		T 1	FARMLAND	Taxable Total: 11,760
			100%	Alberta School Foundation Fund	



2019 Assessment Roll (Valuation Date 1-July, 2019) 2020 Taxation Year, Wheatland County

Assessment Year: 2019
Tax Year: 2020

Roll	Legal Address	Total
6187000	9611277 1 SW-20-23-24-4 77.19 Acres 233011A RGE RD 245 F LAND & IMPROVEMENTS R T 1 FARMLAND T 103 RESIDENTIAL LAND & IMPROVEMENTS Taxable Total: R E 901 RURAL RESIDENCE EXEMPTION (RAP) 100% Christ The Redeemer Reg. 3 Totals:	West Half I Individual 10,940 407,550 418,490 11,250 429,740
6187005	1212934 2 1 SW-20-23-24-4 3.00 Acres F LAND T 1 FARMLAND 100% Christ The Redeemer Reg. 3	NW CORNER LSD 4 I Individual Taxable Total: 310
6187010	RY11 SE-20-23-24-4 12.68 Acres 233079C RGE RD 245 F LAND & IMPROVEMENTS R T 1 FARMLAND T 103 RESIDENTIAL LAND & IMPROVEMENTS Taxable Total: R E 901 RURAL RESIDENCE EXEMPTION (RAP) R E 903 FARM BUILDING EXEMPT 100% Alberta School Foundation Fund Exempt Total: Totals:	I Individual 1,010 299,380 300,390 1,010 13,800 14,810 315,200
6188000	NE-21-23-24-4 160.00 Acres F LAND T 1 FARMLAND 100% Alberta School Foundation Fund	Eagle Lake Future ASP C Corporation Taxable Total: 17,020
6189000	NW-21-23-24-4 153.36 Acres F LAND T 1 FARMLAND 100% Alberta School Foundation Fund	C Corporation Taxable Total: 14,940
6189010	RW541 NW-21-23-24-4 7.79 Acres NR LAND E 167 WESTERN IRRIGATION DIST EXEMPT 100% Alberta School Foundation Fund	Drainage ditch R of W I Individual Exempt Total: 8,310
6190000	SE-21-23-24-4 160.00 Acres F LAND T 1 FARMLAND 100% Christ The Redeemer Reg. 3	I Individual Taxable Total: 15,430



2019 Assessment Roll (Valuation Date 1-July, 2019) 2020 Taxation Year, Wheatland County

Assessment Year: 2019
Tax Year: 2020

Roll	Legal Address				Total
6191000	SW-21-23-24-4	78.20 Acres		West Half LSD 4 & 5 C Corporation	
	F LAND		T 1 FARMLAND	Taxable Total:	5,530
			100% Alberta School Foundation Fund		
6192000	SW-21-23-24-4	71.90 Acres		East Half LSD 3 & 6 C Corporation	
	F LAND		T 1 FARMLAND	Taxable Total:	6,980
			100% Alberta School Foundation Fund		
6192010	0113378 9 2 SW-21-23-24-4	6.42 Acres		ABAND. R/R MOSTLY NW-16-23-24	
	232052B RGE RD 243A			I Individual	
	R LAND & IMPROVEMENTS		T 103 RESIDENTIAL LAND & IMPROVEMENTS	Taxable Total:	332,300
			100% Alberta School Foundation Fund		
6192050	RW541 SW-21-23-24-4	8.10 Acres		Drainage Ditch R of Way	
	NR LAND		E 167 WESTERN IRRIGATION DIST EXEMPT	I Individual	
			100% Alberta School Foundation Fund	Exempt Total:	8,640
6194000	NE-22-23-24-4	140.00 Acres		C Corporation	
	F LAND		T 1 FARMLAND	Taxable Total:	33,940
			100% Alberta School Foundation Fund		
6194010	9411536 1 NE-22-23-24-4	14.00 Acres		NW portion LSD 16	
	242013 TWP RD 234			I Individual	
	F LAND & IMPROVEMENTS		T 1 FARMLAND		1,720
	R		T 103 RESIDENTIAL LAND & IMPROVEMENTS		535,080
				Taxable Total:	536,800
	R		E 901 RURAL RESIDENCE EXEMPTION (RAP)		1,720
			100% Alberta School Foundation Fund	Totals:	538,520
6194020	1310485 1 1 NE-22-23-24-4	6.00 Acres		NE CORNER LSD 16	
				I Individual	
	R LAND		T 104 RESIDENTIAL VACANT LAND	Taxable Total:	170,000
			100% Alberta School Foundation Fund		
6195000	NW-22-23-24-4	156.01 Acres		C Corporation	
	F LAND		T 1 FARMLAND	Taxable Total:	23,650
			100% Alberta School Foundation Fund		



2019 Assessment Roll (Valuation Date 1-July, 2019) 2020 Taxation Year, Wheatland County

Assessment Year: 2019
Tax Year: 2020

Roll	Legal Address	Total
6195010	9510007 1 NW-22-23-24-4 3.00 Acres 242077 TWP RD 234	Northwest Corner I Individual
	R LAND & IMPROVEMENTS T 103 RESIDENTIAL LAND & IMPROVEMENTS 100% Alberta School Foundation Fund	Taxable Total: 334,400
6196000	SW-22-23-24-4 156.10 Acres	I Individual
	F LAND T 1 FARMLAND 100% Alberta School Foundation Fund	Taxable Total: 21,860
6197000	SE-22-23-24-4 160.00 Acres 233036 RGE RD 242	I Individual
	F LAND & IMPROVEMENTS T 1 FARMLAND	26,590
	R T 103 RESIDENTIAL LAND & IMPROVEMENTS	673,300
		Taxable Total: 699,890
	R E 901 RURAL RESIDENCE EXEMPTION (RAP)	61,540
	R E 903 FARM BUILDING EXEMPT 100% The Golden Hills Reg. Div. 15	20,360
		Exempt Total: 81,900
		Totals: 781,790
6198000	NE-23-23-24-4 138.61 Acres 233062 RGE RD 241	PART NW & SE OF CANAL I Individual
	F LAND & IMPROVEMENTS T 1 FARMLAND	27,870
	R T 103 RESIDENTIAL LAND & IMPROVEMENTS	445,090
		Taxable Total: 472,960
	R E 901 RURAL RESIDENCE EXEMPTION (RAP) 100% Alberta School Foundation Fund	92,310
		Totals: 565,270
6198010	1011589 1 1 NE-23-23-24-4 10.19 Acres 233076 RGE RD 241	NE CORNER I Individual
	F LAND & IMPROVEMENTS T 1 FARMLAND	1,190
	R T 103 RESIDENTIAL LAND & IMPROVEMENTS	520,360
		Taxable Total: 521,550
	R E 901 RURAL RESIDENCE EXEMPTION (RAP) 100% Alberta School Foundation Fund	61,540
		Totals: 583,090
6199000	NW-23-23-24-4 156.20 Acres	I Individual
	F LAND T 1 FARMLAND 100% Alberta School Foundation Fund	Taxable Total: 35,150
6200000	1911817 5 1 SE-23-23-24-4 269.42 Acres	Parts of NE-14 & SE-23 I Individual



2019 Assessment Roll (Valuation Date 1-July, 2019) 2020 Taxation Year, Wheatland County

Assessment Year: 2019
Tax Year: 2020

Roll	Legal Address					Total
	F	LAND	T	1	FARMLAND	Taxable Total: 56,380
					100% Alberta School Foundation Fund	
6201000	SW-23-23-24-4	140.20 Acres				I Individual
	F	LAND	T	1	FARMLAND	Taxable Total: 27,920
					100% Alberta School Foundation Fund	
6201010	SW-23-23-24-4	5.50 Acres				Northwest Corner
		233037 RGE RD 242				I Individual
	F	LAND & IMPROVEMENTS	T	1	FARMLAND	400
	R		T	103	RESIDENTIAL LAND & IMPROVEMENTS	337,300
						Taxable Total: 337,700
	R		E	901	RURAL RESIDENCE EXEMPTION (RAP)	400
					100% Alberta School Foundation Fund	Totals: 338,100
6201500	IRR573 RW 23	SW-23-23-24-4 29.75 Acres				IRRIGATION CANAL
						P Provincial
	NR	LAND	E	167	WESTERN IRRIGATION DIST EXEMPT	Exempt Total: 162,600
					100% Alberta School Foundation Fund	
6202000	NE-24-23-24-4	152.75 Acres				I Individual
	F	LAND	T	1	FARMLAND	Taxable Total: 36,430
					100% Alberta School Foundation Fund	
6203000	NE-24-23-24-4	3.70 Acres				SOUTHWEST CORNER OF QRT
						C Corporation
	R	LAND	T	104	RESIDENTIAL VACANT LAND	Taxable Total: 7,400
					100% Alberta School Foundation Fund	
6204000	NW-24-23-24-4	153.16 Acres				I Individual
	F	LAND	T	1	FARMLAND	Taxable Total: 29,800
					100% Alberta School Foundation Fund	
6205000	SE-24-23-24-4	92.20 Acres				Southwest of Canal
						I Individual
	F	LAND	T	1	FARMLAND	Taxable Total: 20,990
					100% Alberta School Foundation Fund	
6205010	IRR67 RW 23	AL-24-23-24-4 21.93 Acres				LSD 14,11,10,7,8,1
						P Provincial
	NR	LAND	E	167	WESTERN IRRIGATION DIST EXEMPT	Exempt Total: 127,930



2019 Assessment Roll (Valuation Date 1-July, 2019) 2020 Taxation Year, Wheatland County

Assessment Year: 2019
Tax Year: 2020

Roll	Legal Address					Total
	100% Alberta School Foundation Fund					
6206000	SE-24-23-24-4 233034 RGE RD 240	56.26 Acres	Northeast of Canal I Individual			
	F LAND & IMPROVEMENTS		T 1	FARMLAND	12,160	
	R		T 103	RESIDENTIAL LAND & IMPROVEMENTS	296,080	
			Taxable Total:			308,240
	R		E 901	RURAL RESIDENCE EXEMPTION (RAP)	12,160	
	R		E 903	FARM BUILDING EXEMPT	4,110	
			100% Alberta School Foundation Fund			
			Exempt Total:			16,270
			Totals:			324,510
6207000	SW-24-23-24-4 233039 RGE RD 241	158.00 Acres	I Individual			
	F LAND & IMPROVEMENTS		T 1	FARMLAND	35,050	
	R		T 103	RESIDENTIAL LAND & IMPROVEMENTS	610,850	
			Taxable Total:			645,900
	R		E 901	RURAL RESIDENCE EXEMPTION (RAP)	35,050	
			100% Alberta School Foundation Fund			
			Totals:			680,950
6207010	IRR604 SW-24-23-24-4	2.00 Acres	CANAL RIGHT OF WAY I Individual			
	F LAND		T 1	FARMLAND	90	
			100% Alberta School Foundation Fund			
6208000	NE-25-23-24-4	158.60 Acres	I Individual			
	F LAND		T 1	FARMLAND	36,880	
			100% Alberta School Foundation Fund			
6209000	NW-25-23-24-4	153.52 Acres	I Individual			
	F LAND		T 1	FARMLAND	34,720	
			100% Alberta School Foundation Fund			
6210000	IRR509 NW-25-23-24-4	0.50 Acres	ABANDONED ROAD DIVERSION I Individual			
	R LAND		T 104	RESIDENTIAL VACANT LAND	500	
			100% Alberta School Foundation Fund			
6210010	NW-25-23-24-4	0.08 Acres	SW CORNER C Corporation			
	NR LAND		E 167	WESTERN IRRIGATION DIST EXEMPT	90	
			Exempt Total:			90



2019 Assessment Roll (Valuation Date 1-July, 2019) 2020 Taxation Year, Wheatland County

Assessment Year: 2019
Tax Year: 2020

Roll	Legal Address										Total
100% Alberta School Foundation Fund											
6211000	SE-25-23-24-4		160.00 Acres							I Individual	
	F	LAND & IMPROVEMENTS		T	1	FARMLAND				38,270	
	R			T	103	RESIDENTIAL LAND & IMPROVEMENTS				363,520	
					Taxable Total:					401,790	
	R			E	901	RURAL RESIDENCE EXEMPTION (RAP)				92,310	
	R			E	903	FARM BUILDING EXEMPT				7,630	
					100% Alberta School Foundation Fund					Exempt Total:	99,940
										Totals:	501,730
100% Alberta School Foundation Fund											
6212000	SW-25-23-24-4		150.13 Acres							I Individual	
	F	LAND		T	1	FARMLAND				22,890	
100% Alberta School Foundation Fund											
6213000	NE-26-23-24-4		147.42 Acres							I Individual	
	F	LAND		T	1	FARMLAND				19,510	
100% Alberta School Foundation Fund											
6214000	NE-26-23-24-4		3.18 Acres							Northeast Corner C Corporation	
	F	LAND		T	1	FARMLAND				490	
100% Alberta School Foundation Fund											
6215000	IRR509	NE-26-23-24-4	0.02 Acres							ABANDONED ROAD DIVERSION I Individual	
	R	LAND		T	104	RESIDENTIAL VACANT LAND				600	
100% Alberta School Foundation Fund											
6216000	NW-26-23-24-4		98.93 Acres							NORTH OF CANAL I Individual	
	F	LAND & IMPROVEMENTS		T	1	FARMLAND				21,910	
	R			T	103	RESIDENTIAL LAND & IMPROVEMENTS				502,600	
					Taxable Total:					524,510	
	R			E	901	RURAL RESIDENCE EXEMPTION (RAP)				61,540	
	R			E	903	FARM BUILDING EXEMPT				16,440	
					100% Alberta School Foundation Fund					Exempt Total:	77,980
										Totals:	602,490
6216010	9311132 1	NW-26-23-24-4	2.99 Acres							Southwest Corner I Individual	
	234051	RGE RD 242									



2019 Assessment Roll (Valuation Date 1-July, 2019) 2020 Taxation Year, Wheatland County

Assessment Year: 2019
Tax Year: 2020

Roll	Legal Address				Total
	R	LAND & IMPROVEMENTS	T 103	RESIDENTIAL LAND & IMPROVEMENTS 100% Alberta School Foundation Fund	Taxable Total: 793,800
6217000	NW-26-23-24-4	40.74 Acres			West of Canal I Individual
	F	LAND	T 1	FARMLAND 100% Alberta School Foundation Fund	Taxable Total: 6,370
6219000	5039FN A NW-26-23-24-4	0.54 Acres			Southwest Corner North of Canl I Individual
	R	LAND	T 104	RESIDENTIAL VACANT LAND 100% Alberta School Foundation Fund	Taxable Total: 6,300
6220010	IRR67 W -26-23-24-4	34.53 Acres			Canal Right of Way C Corporation
	NR	LAND	E 167	WESTERN IRRIGATION DIST EXEMPT 100% Alberta School Foundation Fund	Exempt Total: 36,840
6221000	SE-26-23-24-4	151.60 Acres			I Individual
	F	LAND	T 1	FARMLAND 100% Alberta School Foundation Fund	Taxable Total: 31,720
6222000	SW-26-23-24-4	161.62 Acres			I Individual
	F	LAND	T 1	FARMLAND 100% Alberta School Foundation Fund	Taxable Total: 26,880
6223000	NE-27-23-24-4 234076 RGE RD 242	118.08 Acres			C Corporation
	F	LAND & IMPROVEMENTS	T 1	FARMLAND	27,040
	R		T 103	RESIDENTIAL LAND & IMPROVEMENTS 100% Alberta School Foundation Fund	250,900
					Taxable Total: 277,940
6224000	NE-27-23-24-4 234038 RGE RD 242	31.60 Acres			Southwest of Canal I Individual
	F	LAND & IMPROVEMENTS	T 1	FARMLAND	4,660
	R		T 103	RESIDENTIAL LAND & IMPROVEMENTS	422,950
					Taxable Total: 427,610
	R		E 901	RURAL RESIDENCE EXEMPTION (RAP)	61,150
	R		E 903	FARM BUILDING EXEMPT	9,690
					Exempt Total: 70,840
					Totals: 498,450



2019 Assessment Roll (Valuation Date 1-July, 2019) 2020 Taxation Year, Wheatland County

Assessment Year: 2019
Tax Year: 2020

Roll	Legal Address	100% Alberta School Foundation Fund				Total
6225000	7510676 1 NW-27-23-24-4 40.12 Acres 234051A RGE RD 243				South Half LSD 11 & 12 I Individual	
	F LAND & IMPROVEMENTS	T 1	FARMLAND			3,950
	R	T 103	RESIDENTIAL LAND & IMPROVEMENTS			520,750
					Taxable Total:	524,700
	R	E 901	RURAL RESIDENCE EXEMPTION (RAP)			3,950
			100% Alberta School Foundation Fund		Totals:	528,650
6226000	7510676 2 NW-27-23-24-4 40.12 Acres 234051 RGE RD 243				North Half LSD 11 & 12 Rocking R Guest Ranch I Individual	
	F LAND & IMPROVEMENTS	T 1	FARMLAND			3,950
	R	T 103	RESIDENTIAL LAND & IMPROVEMENTS			512,050
	NR	T 105	NON-RESEIDENTIAL LAND & IMPROVEMENTS			315,650
					Taxable Total:	831,650
	R	E 901	RURAL RESIDENCE EXEMPTION (RAP)			3,950
	R	E 903	FARM BUILDING EXEMPT			32,060
			100% Alberta School Foundation Fund		Exempt Total:	36,010
					Totals:	867,660
6227000	0514245 1 7 NW-27-23-24-4 45.17 Acres 234077A RGE RD 243				LSD 13&14 SW OF CANAL I Individual	
	F LAND & IMPROVEMENTS	T 1	FARMLAND			5,770
	R	T 103	RESIDENTIAL LAND & IMPROVEMENTS			594,380
					Taxable Total:	600,150
	R	E 901	RURAL RESIDENCE EXEMPTION (RAP)			5,770
	R	E 903	FARM BUILDING EXEMPT			5,320
			100% The Golden Hills Reg. Div. 15		Exempt Total:	11,090
					Totals:	611,240
6227010	0514244 1 6 NW-27-23-24-4 14.00 Acres				SW CORNER OF LSD 13 I Individual	
	F LAND	T 1	FARMLAND			
			100% Alberta School Foundation Fund		Taxable Total:	1,730
6228010	9310820 1 SW-34-23-24-4 138.45 Acres 235043 RGE RD 243				SW 34 & NW 27 East of Canal I Individual	
	F LAND & IMPROVEMENTS	T 1	FARMLAND			30,390
	R	T 103	RESIDENTIAL LAND & IMPROVEMENTS			1,201,910
					Taxable Total:	1,232,300
	R	E 901	RURAL RESIDENCE EXEMPTION (RAP)			61,540
	R	E 903	FARM BUILDING EXEMPT			31,350
					Exempt Total:	92,890



2019 Assessment Roll (Valuation Date 1-July, 2019) 2020 Taxation Year, Wheatland County

Assessment Year: 2019
Tax Year: 2020

Roll	Legal Address	100% Alberta School Foundation Fund				Total
					Totals:	1,325,190
6229000	SE-27-23-24-4	156.83 Acres				
						I Individual
	F LAND	T 1	FARMLAND			Taxable Total: 34,630
100% Alberta School Foundation Fund						
6229010	0510473 1 1 SE-27-23-24-4 3.00 Acres 234004 RGE RD 242					SE CORNER I Individual
	R LAND & IMPROVEMENTS	T 103	RESIDENTIAL LAND & IMPROVEMENTS			Taxable Total: 593,800
100% Alberta School Foundation Fund						
6230000	9111352 2 SW-27-23-24-4 50.06 Acres 242070 TWP RD 234					SE part LSD 4 & South Half LSD 5 Equestrian Centre & Boarding Facility I Individual
	F LAND & IMPROVEMENTS	T 1	FARMLAND			2,760
	R	T 103	RESIDENTIAL LAND & IMPROVEMENTS			455,240
	NR	T 105	NON-RESEIDENTIAL LAND & IMPROVEMENTS			269,010
						Taxable Total: 727,010
	R	E 901	RURAL RESIDENCE EXEMPTION (RAP)			2,760
	R	E 903	FARM BUILDING EXEMPT			300,880
		100% Alberta School Foundation Fund				Exempt Total: 303,640
					Totals:	1,030,650
6230001	9111352 1 SW-27-23-24-4 19.75 Acres 234039 RGE RD 243					North Half LSD 5 I Individual
	F LAND & IMPROVEMENTS	T 1	FARMLAND			1,550
	R	T 103	RESIDENTIAL LAND & IMPROVEMENTS			473,050
						Taxable Total: 474,600
	R	E 901	RURAL RESIDENCE EXEMPTION (RAP)			1,550
		100% Alberta School Foundation Fund				Totals: 476,150
6230002	1712017 2 1 SW-27-23-24-4 9.00 Acres 242080 TWP RD 234					SW corner I Individual
	F LAND & IMPROVEMENTS	T 1	FARMLAND			650
	R	T 103	RESIDENTIAL LAND & IMPROVEMENTS			448,000
					100% Alberta School Foundation Fund	Taxable Total: 448,650
6230010	SW-27-23-24-4 80.00 Acres 242044 TWP RD 234					East Half I Individual
	F LAND & IMPROVEMENTS	T 1	FARMLAND			19,210
	R	T 103	RESIDENTIAL LAND & IMPROVEMENTS			351,190
						Taxable Total: 370,400
	R	E 901	RURAL RESIDENCE EXEMPTION (RAP)			19,210



2019 Assessment Roll (Valuation Date 1-July, 2019) 2020 Taxation Year, Wheatland County

Assessment Year: 2019
Tax Year: 2020

Roll	Legal Address					Total
			100% Alberta School Foundation Fund			Totals: 389,610
6231000	NE-28-23-24-4	126.55 Acres			LSD 1&2 & S Hlf 7 & 8 E of Lk I Individual	
	F LAND		T 1	FARMLAND	Taxable Total:	12,240
			100% Alberta School Foundation Fund			
6232000	SE-28-23-24-4	115.34 Acres			C Corporation	
	F LAND		T 1	FARMLAND	Taxable Total:	12,270
			100% Alberta School Foundation Fund			
6233000	687JK OT SE-28-23-24-4 24.66 Acres 234036 RGE RD 243				EAGLELAKE CAMPGRD/N HALF LS7&8 Eagle Lake Campground M Municipal	
	R LAND & IMPROVEMENTS		T 103	RESIDENTIAL LAND & IMPROVEMENTS		101,100
	NR		T 105	NON-RESEIDENTIAL LAND & IMPROVEMENTS		825,060
			100% Alberta School Foundation Fund			Taxable Total: 926,160
6234000	SW-28-23-24-4	47.80 Acres			South Half LSD 3 & 4 C Corporation	
	F LAND		T 1	FARMLAND	Taxable Total:	4,980
			100% Alberta School Foundation Fund			
6234500	IRR406 RW 23 SW-28-23-24-4 147.65 Acres				EASTERLY SIDE OF EAGLE LAKE C Corporation	
	NR LAND		E 167	WESTERN IRRIGATION DIST EXEMPT	Exempt Total:	157,500
			100% Alberta School Foundation Fund			
6235000	SE-29-23-24-4	63.50 Acres			South of Lake I Individual	
	F LAND		T 1	FARMLAND	Taxable Total:	5,010
			100% Alberta School Foundation Fund			
6235500	IRR411 RW 23 E -29-23-24-4 84.20 Acres				SOUTH OF EAGLE LAKE C Corporation	
	NR LAND		E 167	WESTERN IRRIGATION DIST EXEMPT	Exempt Total:	89,820
			100% Alberta School Foundation Fund			
6236000	SE-29-23-24-4	1.70 Acres			E of Eagle Lake Along Irr 411 I Individual	
	F LAND		T 1	FARMLAND	Taxable Total:	10
			100% Alberta School Foundation Fund			



2019 Assessment Roll (Valuation Date 1-July, 2019) 2020 Taxation Year, Wheatland County

Assessment Year: 2019
Tax Year: 2020

Roll	Legal Address	Total
6237000	SW-29-23-24-4 61.60 Acres F LAND & IMPROVEMENTS R T 1 FARMLAND T 103 RESIDENTIAL LAND & IMPROVEMENTS 100% Alberta School Foundation Fund	South of Lake I Individual 3,630 186,300 Taxable Total: 189,930
6238000	NE-30-23-24-4 15.55 Acres F LAND T 1 FARMLAND 100% Alberta School Foundation Fund	Northwest of Lake C Corporation Taxable Total: 1,240
6239000	NW-30-23-24-4 46.00 Acres F LAND T 1 FARMLAND 100% Alberta School Foundation Fund	NE Cr Ptn LS 12 & SE Crn LS 13 I Individual Taxable Total: 1,900
6239500	IRR409 RW 23 S -30-23-24-4 274.97 Acres NR LAND E 167 WESTERN IRRIGATION DIST EXEMPT 100% Alberta School Foundation Fund	W OF LAKE;SW=125.4;NW=105.25; C Corporation Exempt Total: 98,510
6240000	NW-30-23-24-4 8.75 Acres 245039 TWP RD 240 F LAND & IMPROVEMENTS R T 1 FARMLAND T 103 RESIDENTIAL LAND & IMPROVEMENTS R E 903 FARM BUILDING EXEMPT 100% Alberta School Foundation Fund	Northwest Corner C Corporation 470 374,410 Taxable Total: 374,880 99,690 Totals: 474,570
6241000	SE-30-23-24-4 38.43 Acres F LAND T 1 FARMLAND 100% Alberta School Foundation Fund	South of Lake East of Railroad I Individual Taxable Total: 1,770
6242000	9912977 1 SE-30-23-24-4 22.98 Acres F LAND R T 1 FARMLAND T 104 RESIDENTIAL VACANT LAND 100% Alberta School Foundation Fund	S.W. OF LAKE & .74 Ac in NW19 I Individual 1,390 116,300 Taxable Total: 117,690
6242010	RY11 S -30-23-24-4 15.99 Acres NR LAND E 167 WESTERN IRRIGATION DIST EXEMPT	Abandoned Railroad I Individual Exempt Total: 189,830



2019 Assessment Roll (Valuation Date 1-July, 2019) 2020 Taxation Year, Wheatland County

Assessment Year: 2019
Tax Year: 2020

Roll	Legal Address					Total
	100% Alberta School Foundation Fund					
6242020	RY11 RLY 23 SE-30-23-24-4 6.68 Acres 233082B RGE RD 245	Abandoned Railway I Individual				
	R LAND & IMPROVEMENTS	T 103	RESIDENTIAL LAND & IMPROVEMENTS			891,540
	R	E 901	RURAL RESIDENCE EXEMPTION (RAP)			3,160
		100% Alberta School Foundation Fund				
		Totals:				894,700
6244000	SW-30-23-24-4 17.05 Acres	Northwest Corner I Individual				
	F LAND	T 1	FARMLAND			450
		100% Alberta School Foundation Fund				
6245000	SW-30-23-24-4 3.45 Acres	Southeast Corner C Corporation				
	F LAND	T 1	FARMLAND			10
		100% Alberta School Foundation Fund				
6246000	SW-30-23-24-4 0.17 Acres	Northwest Corner I Individual				
	R LAND	T 104	RESIDENTIAL VACANT LAND			1,700
		100% Alberta School Foundation Fund				
6247000	9610304 1 SW-30-23-24-4 2.49 Acres	NW Portion of Abandoned Railrd M Municipal				
	NR LAND	E 162	OTHER MUNICIPAL EXEMPT			143,140
		100% Alberta School Foundation Fund				
6248000	NE-31-23-24-4 127.28 Acres 245019 TWP RD 240	Target Welding I Individual				
	F LAND & IMPROVEMENTS	T 1	FARMLAND			11,670
	R	T 103	RESIDENTIAL LAND & IMPROVEMENTS			483,400
	NR	T 105	NON-RESEIDENTIAL LAND & IMPROVEMENTS			137,970
		Taxable Total:				633,040
	R	E 901	RURAL RESIDENCE EXEMPTION (RAP)			12,060
	R	E 903	FARM BUILDING EXEMPT			52,770
		100% Alberta School Foundation Fund				
		Exempt Total:				64,830
		Totals:				697,870
6248010	9412054 1 NE-31-23-24-4 3.00 Acres 245003 TWP RD 240	Northeast Corner I Individual				
	R LAND & IMPROVEMENTS	T 103	RESIDENTIAL LAND & IMPROVEMENTS			512,100
		100% Alberta School Foundation Fund				



2019 Assessment Roll (Valuation Date 1-July, 2019) 2020 Taxation Year, Wheatland County

Assessment Year: 2019
Tax Year: 2020

Roll	Legal Address	Total
6248020	9412054 2ER NE-31-23-24-4 0.12 Acres NR LAND E 155 WHEATLAND COUNTY EXEMPT 100% Alberta School Foundation Fund	ENVRNMNTL RSRV SE Crn of NE Cr M Municipal Exempt Total: 2,720
6248030	1113351 2 1 NE-31-23-24-4 4.50 Acres F LAND T 1 FARMLAND 100% Alberta School Foundation Fund	NW CORNER I Individual Taxable Total: 390
6248500	IRR430 RW 23 NE-31-23-24-4 19.50 Acres NR LAND E 167 WESTERN IRRIGATION DIST EXEMPT 100% Alberta School Foundation Fund	W OF EAGLE LAKE;NE=13.1;SW=4.2 C Corporation Exempt Total: 24,050
6249000	NW-31-23-24-4 160.00 Acres 245043 TWP RD 240 F LAND & IMPROVEMENTS R R	I Individual T 1 FARMLAND T 103 RESIDENTIAL LAND & IMPROVEMENTS E 901 RURAL RESIDENCE EXEMPTION (RAP) 100% Alberta School Foundation Fund
		Taxable Total: 540,510 Totals: 563,150
6250000	SE-31-23-24-4 79.80 Acres F LAND T 1 FARMLAND 100% Alberta School Foundation Fund	West of Lake I Individual Taxable Total: 6,490
6251000	SW-31-23-24-4 155.80 Acres F LAND T 1 FARMLAND 100% Alberta School Foundation Fund	I Individual Taxable Total: 12,290
6252000	NW-32-23-24-4 1.30 Acres 235083 RGE RD 245 R LAND & IMPROVEMENTS T 103 RESIDENTIAL LAND & IMPROVEMENTS 100% Alberta School Foundation Fund	Northwest Corner I Individual Taxable Total: 301,800
6252500	IRR430 OT NW-32-23-24-4 2.70 Acres NR LAND E 167 WESTERN IRRIGATION DIST EXEMPT 100% Alberta School Foundation Fund	NW CORNER C Corporation Exempt Total: 3,330



2019 Assessment Roll (Valuation Date 1-July, 2019) 2020 Taxation Year, Wheatland County

Assessment Year: 2019
Tax Year: 2020

Roll	Legal Address					Total
6253000	NE-33-23-24-4	119.13 Acres				
	235060 RGE RD 243A		C Corporation			
	F LAND & IMPROVEMENTS		T 1	FARMLAND		12,360
	R		T 103	RESIDENTIAL LAND & IMPROVEMENTS		324,630
			Taxable Total:			336,990
	R		E 901	RURAL RESIDENCE EXEMPTION (RAP)		29,460
	R		E 903	FARM BUILDING EXEMPT		4,300
			100% Alberta School Foundation Fund			
			Exempt Total:			33,760
			Totals:			370,750
6254000	NE-33-23-24-4	27.30 Acres				
	235082 RGE RD 243		East of Canal I Individual			
	R LAND & IMPROVEMENTS		T 103	RESIDENTIAL LAND & IMPROVEMENTS	Taxable Total:	385,500
			100% Alberta School Foundation Fund			
6255000	NW-33-23-24-4	77.70 Acres				
			East of Lake I Individual			
	F LAND		T 1	FARMLAND	Taxable Total:	6,200
			100% Alberta School Foundation Fund			
6256000	SE-33-23-24-4	158.10 Acres				
			I Individual			
	F LAND		T 1	FARMLAND	Taxable Total:	16,160
			100% Alberta School Foundation Fund			
6257000	SW-33-23-24-4	27.90 Acres				
			East of Lake I Individual			
	F LAND		T 1	FARMLAND	Taxable Total:	940
			100% Alberta School Foundation Fund			
6257500	IRR101 RW 23 W -33-23-24-4	39.40 Acres				
			EASTERLY PART;NW=17.3;SW=22.1 C Corporation			
	NR LAND		E 167	WESTERN IRRIGATION DIST EXEMPT	Exempt Total:	42,030
			100% Alberta School Foundation Fund			
6258000	NE-34-23-24-4	160.00 Acres				
	242039 TWP RD 240		Eagle Lake Turf Farms C Corporation			
	F LAND & IMPROVEMENTS		T 1	FARMLAND		34,700
	NR		T 105	NON-RESEIDENTIAL LAND & IMPROVEMENTS		200,120
			Taxable Total:			234,820
	R		E 903	FARM BUILDING EXEMPT		858,740
			Totals:			1,093,560



2019 Assessment Roll (Valuation Date 1-July, 2019) 2020 Taxation Year, Wheatland County

Assessment Year: 2019
Tax Year: 2020

Roll	Legal Address	100% Alberta School Foundation Fund	Total
6259000	NW-34-23-24-4 156.01 Acres	C Corporation	
	F LAND T 1 FARMLAND	Taxable Total:	31,200
		100% Alberta School Foundation Fund	
6259010	9512957 1 NW-34-23-24-4 3.00 Acres 235079 RGE RD 243	Northwest Corner I Individual	
	R LAND & IMPROVEMENTS T 103 RESIDENTIAL LAND & IMPROVEMENTS	Taxable Total:	418,500
		100% Alberta School Foundation Fund	
6260000	SE-34-23-24-4 154.72 Acres	C Corporation	
	F LAND T 1 FARMLAND	Taxable Total:	36,920
		100% Christ The Redeemer Reg. 3	
6260010	0713642 1 2 SE-34-23-24-4 5.28 Acres 235006 RGE RD 242	I Individual	
	R LAND & IMPROVEMENTS T 103 RESIDENTIAL LAND & IMPROVEMENTS	Taxable Total:	1,479,000
		100% Alberta School Foundation Fund	
6262000	SW-34-23-24-4 26.00 Acres	Southwest of Canal I Individual	
	F LAND T 1 FARMLAND	Taxable Total:	3,760
		100% Alberta School Foundation Fund	
6262010	9610009 SW-34-23-24-4 0.55 Acres	CANAL RIGHT OF WAY I Individual	
	NR LAND E 167 WESTERN IRRIGATION DIST EXEMPT	Exempt Total:	63,350
		100% Alberta School Foundation Fund	
6263000	NE-35-23-24-4 159.40 Acres	C Corporation	
	F LAND T 1 FARMLAND	Taxable Total:	31,690
		100% Alberta School Foundation Fund	
6264000	NW-35-23-24-4 160.00 Acres	C Corporation	
	F LAND T 1 FARMLAND	Taxable Total:	24,590
		100% Alberta School Foundation Fund	
6265000	SE-35-23-24-4 47.90 Acres	Northwest of Canal C Corporation	
	F LAND T 1 FARMLAND	Taxable Total:	6,730



2019 Assessment Roll (Valuation Date 1-July, 2019) 2020 Taxation Year, Wheatland County

Assessment Year: 2019
Tax Year: 2020

Roll	Legal Address					Total
	100% Alberta School Foundation Fund					
6266000	SE-35-23-24-4	57.85 Acres				
			Southwest of Canal			
			I Individual			
	F	LAND	T	1	FARMLAND	6,090
100% Alberta School Foundation Fund						
6267000	SE-35-23-24-4	33.90 Acres				
			East of Canal			
			C Corporation			
	F	LAND	T	1	FARMLAND	6,060
100% Alberta School Foundation Fund						
6268000	SW-35-23-24-4	139.19 Acres				
			C Corporation			
	F	LAND	T	1	FARMLAND	29,530
100% Alberta School Foundation Fund						
6269000	SW-35-23-24-4	10.88 Acres				
			Southeast Corner			
			I Individual			
	F	LAND	T	1	FARMLAND	1,150
100% Alberta School Foundation Fund						
6270000	NE-36-23-24-4	148.48 Acres				
			West of Canal			
			I Individual			
	F	LAND	T	1	FARMLAND	37,120
100% Alberta School Foundation Fund						
6270010	9612513 1 NE-36-23-24-4 6.82 Acres 235078 RGE RD 240					
			Northeast Corner			
			I Individual			
	R	LAND & IMPROVEMENTS	T	103	RESIDENTIAL LAND & IMPROVEMENTS	501,300
100% Alberta School Foundation Fund						
6271000	NW-36-23-24-4	160.00 Acres				
			I Individual			
	F	LAND	T	1	FARMLAND	40,540
100% Alberta School Foundation Fund						
6272000	SE-36-23-24-4	160.00 Acres				
			I Individual			
	F	LAND	T	1	FARMLAND	38,530
100% Alberta School Foundation Fund						
6273000	SW-36-23-24-4	160.00 Acres				
			C Corporation			



2019 Assessment Roll (Valuation Date 1-July, 2019) 2020 Taxation Year, Wheatland County

Assessment Year: 2019
Tax Year: 2020

Roll	Legal Address				Total
	F LAND	T 1 FARMLAND	Taxable Total:	36,670	
		100% Alberta School Foundation Fund			
6274000	50AP 1 1 SE-16-23-24-4 0.20 Acres 56 NAMAKA DR		I Individual		
	R LAND & IMPROVEMENTS	T 103 RESIDENTIAL LAND & IMPROVEMENTS	Taxable Total:	42,400	
		100% Alberta School Foundation Fund			
6275000	50AP 2 SE-16-23-24-4 2.00 Acres 36 NAMAKA DR		NAMAKA COMMUNITY HALL Namaka Community Hall M Municipal		
	NR LAND & IMPROVEMENTS	E 165 CHARITABLE & WELFARE EXEMPT	Exempt Total:	427,530	
		100% Alberta School Foundation Fund			
6276000	0111834 3 1 E -16-23-24-4 1.03 Acres 55 NAMAKA DR		I Individual		
	R LAND & IMPROVEMENTS	T 103 RESIDENTIAL LAND & IMPROVEMENTS	Taxable Total:	279,400	
		100% Alberta School Foundation Fund			
6278000	3404U 3 1-5,11-38 NE-16-23-24-4 2.32 Acres 124 1 AVE		LOTS 1-5 & LOTS 11-38 I Individual		
	R LAND & IMPROVEMENTS	T 103 RESIDENTIAL LAND & IMPROVEMENTS	Taxable Total:	364,900	
		100% Alberta School Foundation Fund			
6280000	3404U 3 6-10 NE-16-23-24-4 16,900 Sq. Feet 120 1 AVE		Western Universal Custom Sheet Metal I Individual		
	R LAND & IMPROVEMENTS	T 103 RESIDENTIAL LAND & IMPROVEMENTS		169,580	
	NR	T 105 NON-RESEDENTIAL LAND & IMPROVEMENTS		50,960	
		100% Alberta School Foundation Fund	Taxable Total:	220,540	
6287000	3404U 4 1,2 NE-16-23-24-4 6,760 Sq. Feet 112 1 AVE		I Individual		
	R LAND & IMPROVEMENTS	T 103 RESIDENTIAL LAND & IMPROVEMENTS	Taxable Total:	202,500	
		100% Alberta School Foundation Fund			
6290000	3404U 4 3,11 NE-16-23-24-4 6,380 Sq. Feet 108 1 AVE		I Individual		
	R LAND	T 104 RESIDENTIAL VACANT LAND	Taxable Total:	15,800	
		100% Alberta School Foundation Fund			
6291000	3404U 4 4-8 NE-16-23-24-4 16,900 Sq. Feet 104 1 AVE		I Individual		
	R LAND & IMPROVEMENTS	T 103 RESIDENTIAL LAND & IMPROVEMENTS	Taxable Total:	168,300	
		100% Alberta School Foundation Fund			



2019 Assessment Roll (Valuation Date 1-July, 2019) 2020 Taxation Year, Wheatland County

Assessment Year: 2019
Tax Year: 2020

Roll	Legal Address	Total
6293000	8610925 4 39 NE-16-23-24-4 8,858 Sq. Feet 100 1 AVE I Individual	
	R LAND & IMPROVEMENTS T 103 RESIDENTIAL LAND & IMPROVEMENTS 100% Alberta School Foundation Fund Taxable Total:	171,300
6296000	3404U 4 37,38 NE-16-23-24-4 6,000 Sq. Feet I Individual	
	R LAND & IMPROVEMENTS T 103 RESIDENTIAL LAND & IMPROVEMENTS 100% Alberta School Foundation Fund Taxable Total:	119,200
6302000	8111222 1 1 SE-16-23-24-4 0.46 Acres 52 NAMAKA DR I Individual	
	R LAND & IMPROVEMENTS T 103 RESIDENTIAL LAND & IMPROVEMENTS 100% Alberta School Foundation Fund Taxable Total:	209,900
6303000	8111222 1 2 SE-16-23-24-4 0.46 Acres 48 NAMAKA DR I Individual	
	R LAND & IMPROVEMENTS T 103 RESIDENTIAL LAND & IMPROVEMENTS 100% Christ The Redeemer Reg. 3 Taxable Total:	375,900
6304000	8111222 1 3 SE-16-23-24-4 0.46 Acres 44 NAMAKA DR I Individual	
	R LAND & IMPROVEMENTS T 103 RESIDENTIAL LAND & IMPROVEMENTS 100% Alberta School Foundation Fund Taxable Total:	303,400
6305000	8111222 1 4MR SE-16-23-24-4 1.67 Acres 40 NAMAKA DR Namaka Park M Municipal	
	NR LAND E 155 WHEATLAND COUNTY EXEMPT 100% Alberta School Foundation Fund Exempt Total:	140,890
6306000	8111222 1 5MR SE-16-23-24-4 0.37 Acres Namaka Park M Municipal	
	NR LAND E 155 WHEATLAND COUNTY EXEMPT 100% Alberta School Foundation Fund Exempt Total:	5,660
6307000	8311673 1 A SE-16-23-24-4 3.21 Acres 1 1 AVE I Individual	
	R LAND & IMPROVEMENTS T 103 RESIDENTIAL LAND & IMPROVEMENTS 100% Alberta School Foundation Fund Taxable Total:	539,800
6308000	8311673 1 B SE-16-23-24-4 5.43 Acres 24 NAMAKA DR I Individual	
	F LAND T 1 FARMLAND Taxable Total:	600



2019 Assessment Roll (Valuation Date 1-July, 2019) 2020 Taxation Year, Wheatland County

Assessment Year: 2019
Tax Year: 2020

Roll	Legal Address	Total
100% Alberta School Foundation Fund		
6310000	9511734 1 11 SE-16-23-24-4 0.69 Acres 12 NAMAKA DR	I Individual
R	LAND & IMPROVEMENTS	T 103 RESIDENTIAL LAND & IMPROVEMENTS 100% Alberta School Foundation Fund
		Taxable Total: 502,000
6312000	9511734 1 12 SE-16-23-24-4 1.15 Acres 8 NAMAKA DR	I Individual
R	LAND & IMPROVEMENTS	T 103 RESIDENTIAL LAND & IMPROVEMENTS
		Taxable Total: 528,000
100% Alberta School Foundation Fund		
6314000	0111834 3 2 SE-16-23-24-4 0.61 Acres 47 NAMAKA DR	I Individual
R	LAND & IMPROVEMENTS	T 103 RESIDENTIAL LAND & IMPROVEMENTS 50% The Golden Hills Reg. Div. 15 50% Christ The Redeemer Reg. 3
		Taxable Total: 473,900
6315000	8111222 2 3 SE-16-23-24-4 0.46 Acres 41 NAMAKA DR	I Individual
R	LAND & IMPROVEMENTS	T 103 RESIDENTIAL LAND & IMPROVEMENTS
		Taxable Total: 345,700
100% Alberta School Foundation Fund		
6316000	8111222 2 4 SE-16-23-24-4 0.46 Acres 37 NAMAKA DR	I Individual
R	LAND & IMPROVEMENTS	T 103 RESIDENTIAL LAND & IMPROVEMENTS 100% Alberta School Foundation Fund
		Taxable Total: 351,100
6317000	8111222 2 5 SE-16-23-24-4 0.46 Acres 33 NAMAKA DR	I Individual
R	LAND & IMPROVEMENTS	T 103 RESIDENTIAL LAND & IMPROVEMENTS
		Taxable Total: 305,600
100% Alberta School Foundation Fund		
6318000	8111222 2 6 SE-16-23-24-4 0.46 Acres 29 NAMAKA DR	I Individual
R	LAND & IMPROVEMENTS	T 103 RESIDENTIAL LAND & IMPROVEMENTS 100% Alberta School Foundation Fund
		Taxable Total: 382,900
6319000	8111222 2 7 SE-16-23-24-4 0.46 Acres 25 NAMAKA DR	I Individual
R	LAND & IMPROVEMENTS	T 103 RESIDENTIAL LAND & IMPROVEMENTS
		Taxable Total: 497,300
100% Alberta School Foundation Fund		



2019 Assessment Roll (Valuation Date 1-July, 2019) 2020 Taxation Year, Wheatland County

Assessment Year: 2019
Tax Year: 2020

Roll	Legal Address	Total
6320000	8111222 2 8 SE-16-23-24-4 0.46 Acres 21 NAMAKA DR I Individual	
	R LAND & IMPROVEMENTS T 103 RESIDENTIAL LAND & IMPROVEMENTS 100% Alberta School Foundation Fund Taxable Total:	265,400
6321000	8111222 2 9 SE-16-23-24-4 0.46 Acres 17 NAMAKA DR I Individual	
	R LAND T 104 RESIDENTIAL VACANT LAND 100% Alberta School Foundation Fund Taxable Total:	64,500
6322000	8111222 2 10 SE-16-23-24-4 0.46 Acres 13 NAMAKA DR I Individual	
	R LAND & IMPROVEMENTS T 103 RESIDENTIAL LAND & IMPROVEMENTS 100% Alberta School Foundation Fund Taxable Total:	405,400
6323000	8111222 2 11 SE-16-23-24-4 0.46 Acres 9 NAMAKA DR I Individual	
	R LAND & IMPROVEMENTS T 103 RESIDENTIAL LAND & IMPROVEMENTS 100% Alberta School Foundation Fund Taxable Total:	369,400
6324000	8111222 2 12 SE-16-23-24-4 0.46 Acres 5 NAMAKA DR I Individual	
	R LAND & IMPROVEMENTS T 103 RESIDENTIAL LAND & IMPROVEMENTS 100% Alberta School Foundation Fund Taxable Total:	403,700
6325000	8111222 2 13 SE-16-23-24-4 0.70 Acres 1 NAMAKA DR I Individual	
	R LAND & IMPROVEMENTS T 103 RESIDENTIAL LAND & IMPROVEMENTS 100% Alberta School Foundation Fund Taxable Total:	369,400
6325001	0113375 10 1 NW-16-23-24-4 1.73 Acres 232051 RGE RD 243A I Individual	
	R LAND & IMPROVEMENTS T 103 RESIDENTIAL LAND & IMPROVEMENTS 100% Alberta School Foundation Fund Taxable Total:	656,700
6325002	0113375 10 2 N -16-23-24-4 1.73 Acres 125 1 AVE I Individual	
	R LAND & IMPROVEMENTS T 103 RESIDENTIAL LAND & IMPROVEMENTS 100% Alberta School Foundation Fund Taxable Total:	585,000
6325003	0113375 10 3 N -16-23-24-4 1.73 Acres 121 1 AVE I Individual	
	R LAND & IMPROVEMENTS T 103 RESIDENTIAL LAND & IMPROVEMENTS Taxable Total:	642,800



2019 Assessment Roll (Valuation Date 1-July, 2019) 2020 Taxation Year, Wheatland County

Assessment Year: 2019
Tax Year: 2020

Roll	Legal Address							Total
6325004	100% Alberta School Foundation Fund							
	0113375 10 4	SE-16-23-24-4	1.73 Acres				I Individual	
	111 1 AVE							
	R	LAND & IMPROVEMENTS		T	103	RESIDENTIAL LAND & IMPROVEMENTS	Taxable Total:	450,500
100% Alberta School Foundation Fund								
6325005	100% Alberta School Foundation Fund							
	0113375 10 5	SE-16-23-24-4	1.73 Acres				I Individual	
	101 1 AVE							
	R	LAND & IMPROVEMENTS		T	103	RESIDENTIAL LAND & IMPROVEMENTS	Taxable Total:	559,800
100% Alberta School Foundation Fund								
6325025	100% Alberta School Foundation Fund							
	0511546 9 3	NW-16-23-24-4	1.00 Acres				I Individual	
	232050 RGE RD 243A							
	R	LAND & IMPROVEMENTS		T	103	RESIDENTIAL LAND & IMPROVEMENTS	Taxable Total:	389,000
100% Alberta School Foundation Fund								
6325026	100% Alberta School Foundation Fund							
	0511546 9 4	NW-16-23-24-4	1.00 Acres				I Individual	
	232054 RGE RD 243A							
	R	LAND & IMPROVEMENTS		T	103	RESIDENTIAL LAND & IMPROVEMENTS	Taxable Total:	338,900
100% Alberta School Foundation Fund								
6326000	100% Alberta School Foundation Fund							
	2487JK 1 1	SW-5-24-24-4	7,630 Sq. Feet				C Corporation	
	302 EAGLE LAKE CLOSE							
	R	LAND		T	104	RESIDENTIAL VACANT LAND	Taxable Total:	12,600
100% Alberta School Foundation Fund								
6327000	100% Alberta School Foundation Fund							
	2487JK 1 2	SW-5-24-24-4	7,500 Sq. Feet				C Corporation	
	306 EAGLE LAKE CLOSE							
	R	LAND		T	104	RESIDENTIAL VACANT LAND	Taxable Total:	12,400
100% Alberta School Foundation Fund								
6328000	100% Alberta School Foundation Fund							
	2487JK 1 3	SW-5-24-24-4	7,500 Sq. Feet				C Corporation	
	310 EAGLE LAKE CLOSE							
	R	LAND		T	104	RESIDENTIAL VACANT LAND	Taxable Total:	12,400
100% Alberta School Foundation Fund								
6329000	100% Alberta School Foundation Fund							
	2487JK 1 4	SW-5-24-24-4	7,500 Sq. Feet				C Corporation	
	314 EAGLE LAKE CLOSE							
	R	LAND		T	104	RESIDENTIAL VACANT LAND	Taxable Total:	12,400
100% Alberta School Foundation Fund								
6330000	2487JK 1 5	SW-5-24-24-4	7,500 Sq. Feet				C Corporation	
	318 EAGLE LAKE CLOSE							



2019 Assessment Roll (Valuation Date 1-July, 2019) 2020 Taxation Year, Wheatland County

Assessment Year: 2019
Tax Year: 2020

Roll	Legal Address					Total
	R	LAND	T	104	RESIDENTIAL VACANT LAND	Taxable Total: 12,400
				100%	Alberta School Foundation Fund	
6331000	2487JK 1 6	SW-5-24-24-4 7,500 Sq. Feet				
	322 EAGLE LAKE CLOSE					C Corporation
	R	LAND	T	104	RESIDENTIAL VACANT LAND	Taxable Total: 12,400
				100%	Alberta School Foundation Fund	
6332000	2487JK 1 7	SW-5-24-24-4 7,500 Sq. Feet				
	326 EAGLE LAKE CLOSE					C Corporation
	R	LAND	T	104	RESIDENTIAL VACANT LAND	Taxable Total: 12,400
				100%	Alberta School Foundation Fund	
6333000	2487JK 1 8	SW-5-24-24-4 7,500 Sq. Feet				
	330 EAGLE LAKE CLOSE					C Corporation
	R	LAND	T	104	RESIDENTIAL VACANT LAND	Taxable Total: 12,400
				100%	Alberta School Foundation Fund	
6334000	2487JK 1 9	SW-5-24-24-4 8,023 Sq. Feet				
	334 EAGLE LAKE CLOSE					C Corporation
	R	LAND	T	104	RESIDENTIAL VACANT LAND	Taxable Total: 13,000
				100%	Alberta School Foundation Fund	
6335000	2487JK 1 10	SW-5-24-24-4 10,166 Sq. Feet				
	338 EAGLE LAKE CLOSE					C Corporation
	R	LAND	T	104	RESIDENTIAL VACANT LAND	Taxable Total: 15,400
				100%	Alberta School Foundation Fund	
6336000	2487JK 1 11	SW-5-24-24-4 9,005 Sq. Feet				
	342 EAGLE LAKE CLOSE					C Corporation
	R	LAND	T	104	RESIDENTIAL VACANT LAND	Taxable Total: 14,100
				100%	Alberta School Foundation Fund	
6337000	2487JK 1 12	SW-5-24-24-4 9,005 Sq. Feet				
	346 EAGLE LAKE CLOSE					C Corporation
	R	LAND	T	104	RESIDENTIAL VACANT LAND	Taxable Total: 14,100
				100%	Alberta School Foundation Fund	
6338000	2487JK 1 13	SW-5-24-24-4 8,852 Sq. Feet				
	350 EAGLE LAKE CLOSE					I Individual
	R	LAND	T	104	RESIDENTIAL VACANT LAND	Taxable Total: 14,000
				100%	Christ The Redeemer Reg. 3	



2019 Assessment Roll (Valuation Date 1-July, 2019) 2020 Taxation Year, Wheatland County

Assessment Year: 2019
Tax Year: 2020

Roll	Legal Address	Total
6339000	2487JK 1 14 SW-5-24-24-4 8,852 Sq. Feet 354 EAGLE LAKE CLOSE C Corporation	
	R LAND T 104 RESIDENTIAL VACANT LAND 100% Alberta School Foundation Fund Taxable Total:	14,000
6340000	2487JK 1 15 SW-5-24-24-4 8,852 Sq. Feet 358 EAGLE LAKE CLOSE I Individual	
	R LAND & IMPROVEMENTS T 103 RESIDENTIAL LAND & IMPROVEMENTS 100% Christ The Redeemer Reg. 3 Taxable Total:	222,000
6341000	2487JK 1 16 SW-5-24-24-4 8,852 Sq. Feet 357 EAGLE LAKE CLOSE I Individual	
	R LAND & IMPROVEMENTS T 103 RESIDENTIAL LAND & IMPROVEMENTS 100% Christ The Redeemer Reg. 3 Taxable Total:	118,700
6342000	2487JK 1 17 SW-5-24-24-4 8,852 Sq. Feet 353 EAGLE LAKE CLOSE I Individual	
	R LAND & IMPROVEMENTS T 103 RESIDENTIAL LAND & IMPROVEMENTS 100% Christ The Redeemer Reg. 3 Taxable Total:	172,400
6343000	2487JK 1 18 SW-5-24-24-4 8,852 Sq. Feet 349 EAGLE LAKE CLOSE I Individual	
	R LAND & IMPROVEMENTS T 103 RESIDENTIAL LAND & IMPROVEMENTS 100% Christ The Redeemer Reg. 3 Taxable Total:	165,100
6344000	2487JK 1 19 SW-5-24-24-4 8,750 Sq. Feet 345 EAGLE LAKE CLOSE I Individual	
	R LAND & IMPROVEMENTS T 103 RESIDENTIAL LAND & IMPROVEMENTS 100% Alberta School Foundation Fund Taxable Total:	199,500
6345000	2487JK 1 20 SW-5-24-24-4 8,125 Sq. Feet 341 EAGLE LAKE CLOSE C Corporation	
	R LAND T 104 RESIDENTIAL VACANT LAND 100% Alberta School Foundation Fund Taxable Total:	13,100
6346000	2487JK 1 21 SW-5-24-24-4 8,125 Sq. Feet 339 EAGLE LAKE CLOSE C Corporation	
	R LAND T 104 RESIDENTIAL VACANT LAND 100% Alberta School Foundation Fund Taxable Total:	13,100
6347000	2487JK 1 22 SW-5-24-24-4 8,125 Sq. Feet 335 EAGLE LAKE CLOSE I Individual	
	R LAND T 104 RESIDENTIAL VACANT LAND Taxable Total:	13,100



2019 Assessment Roll (Valuation Date 1-July, 2019) 2020 Taxation Year, Wheatland County

Assessment Year: 2019
Tax Year: 2020

Roll	Legal Address							Total
					100% Christ The Redeemer Reg. 3			
6348000	2487JK 1 23	SW-5-24-24-4	8,750 Sq. Feet				I Individual	
	331 EAGLE LAKE CLOSE							
	R	LAND		T	104	RESIDENTIAL VACANT LAND	Taxable Total:	13,800
					100% Christ The Redeemer Reg. 3			
6349000	2487JK 1 24	SW-5-24-24-4	8,125 Sq. Feet				I Individual	
	327 EAGLE LAKE CLOSE							
	R	LAND		T	104	RESIDENTIAL VACANT LAND	Taxable Total:	13,100
					100% Christ The Redeemer Reg. 3			
6350000	2487JK 1 25	SW-5-24-24-4	7,500 Sq. Feet				I Individual	
	323 EAGLE LAKE CLOSE							
	R	LAND		T	104	RESIDENTIAL VACANT LAND	Taxable Total:	12,400
					100% Christ The Redeemer Reg. 3			
6351000	2487JK 1 26	SW-5-24-24-4	8,125 Sq. Feet				I Individual	
	319 EAGLE LAKE CLOSE							
	R	LAND		T	104	RESIDENTIAL VACANT LAND	Taxable Total:	13,100
					100% Christ The Redeemer Reg. 3			
6352000	2487JK 1 27	SW-5-24-24-4	8,125 Sq. Feet				I Individual	
	315 EAGLE LAKE CLOSE							
	R	LAND		T	104	RESIDENTIAL VACANT LAND	Taxable Total:	13,100
					100% Christ The Redeemer Reg. 3			
6353000	2487JK 1 28	SW-5-24-24-4	8,125 Sq. Feet				I Individual	
	311 EAGLE LAKE CLOSE							
	R	LAND		T	104	RESIDENTIAL VACANT LAND	Taxable Total:	13,100
					100% Christ The Redeemer Reg. 3			
6354000	2487JK 1 29	SW-5-24-24-4	7,500 Sq. Feet				I Individual	
	307 EAGLE LAKE CLOSE							
	R	LAND		T	104	RESIDENTIAL VACANT LAND	Taxable Total:	12,400
					100% Christ The Redeemer Reg. 3			
6355000	2487JK 1 30	SW-5-24-24-4	8,832 Sq. Feet				I Individual	
	303 EAGLE LAKE CLOSE							
	R	LAND		T	104	RESIDENTIAL VACANT LAND	Taxable Total:	13,900
					100% Christ The Redeemer Reg. 3			
6356000	2487JK 1 31	SW-5-24-24-4	9,262 Sq. Feet				C Corporation	
	297 EAGLE LAKE CRES							



2019 Assessment Roll (Valuation Date 1-July, 2019) 2020 Taxation Year, Wheatland County

Assessment Year: 2019
Tax Year: 2020

Roll	Legal Address					Total
	R LAND	T 104	RESIDENTIAL VACANT LAND	Taxable Total:		17,000
		100%	Alberta School Foundation Fund			
6357000	2487JK 1 32 SW-5-24-24-4 8,125 Sq. Feet 293 EAGLE LAKE CRES			C Corporation		
	R LAND	T 104	RESIDENTIAL VACANT LAND	Taxable Total:		15,500
		100%	Alberta School Foundation Fund			
6358000	2487JK 1 33 SW-5-24-24-4 8,125 Sq. Feet 289 EAGLE LAKE CRES			C Corporation		
	R LAND	T 104	RESIDENTIAL VACANT LAND	Taxable Total:		15,500
		100%	Alberta School Foundation Fund			
6359000	2487JK 1 34 SW-5-24-24-4 8,125 Sq. Feet 285 EAGLE LAKE CRES			C Corporation		
	R LAND	T 104	RESIDENTIAL VACANT LAND	Taxable Total:		15,500
		100%	Alberta School Foundation Fund			
6360000	2487JK 1 35 SW-5-24-24-4 8,125 Sq. Feet 281 EAGLE LAKE CRES			I Individual		
	R LAND	T 104	RESIDENTIAL VACANT LAND	Taxable Total:		15,500
		100%	Christ The Redeemer Reg. 3			
6361000	2487JK 1 36 SW-5-24-24-4 8,125 Sq. Feet 277 EAGLE LAKE CRES			C Corporation		
	R LAND	T 104	RESIDENTIAL VACANT LAND	Taxable Total:		15,500
		100%	Alberta School Foundation Fund			
6362000	2487JK 1 37 SW-5-24-24-4 8,125 Sq. Feet 273 EAGLE LAKE CRES			C Corporation		
	R LAND	T 104	RESIDENTIAL VACANT LAND	Taxable Total:		15,500
		100%	Alberta School Foundation Fund			
6363000	2487JK 1 38 SW-5-24-24-4 8,125 Sq. Feet 269 EAGLE LAKE CRES			C Corporation		
	R LAND	T 104	RESIDENTIAL VACANT LAND	Taxable Total:		15,500
		100%	Alberta School Foundation Fund			
6364000	2487JK 1 39 SW-5-24-24-4 8,389 Sq. Feet 265 EAGLE LAKE CRES			C Corporation		
	R LAND	T 104	RESIDENTIAL VACANT LAND	Taxable Total:		15,800
		100%	Alberta School Foundation Fund			



2019 Assessment Roll (Valuation Date 1-July, 2019) 2020 Taxation Year, Wheatland County

Assessment Year: 2019
Tax Year: 2020

Roll	Legal Address	Total
6365000	2487JK 1 40 SW-5-24-24-4 13,620 Sq. Feet 261 EAGLE LAKE CRES C Corporation	
	R LAND T 104 RESIDENTIAL VACANT LAND 100% Alberta School Foundation Fund Taxable Total:	21,400
6366000	2487JK 1 41 SW-5-24-24-4 10,845 Sq. Feet 257 EAGLE LAKE CRES C Corporation	
	R LAND T 104 RESIDENTIAL VACANT LAND 100% Alberta School Foundation Fund Taxable Total:	19,100
6367000	2487JK 1 42 SW-5-24-24-4 9,960 Sq. Feet 253 EAGLE LAKE CRES C Corporation	
	R LAND T 104 RESIDENTIAL VACANT LAND 100% Alberta School Foundation Fund Taxable Total:	17,900
6368000	2487JK 1 43 SW-5-24-24-4 7,876 Sq. Feet 249 EAGLE LAKE CRES C Corporation	
	R LAND T 104 RESIDENTIAL VACANT LAND 100% Alberta School Foundation Fund Taxable Total:	15,100
6369000	2487JK 1 44 SW-5-24-24-4 7,500 Sq. Feet 245 EAGLE LAKE CRES C Corporation	
	R LAND T 104 RESIDENTIAL VACANT LAND 100% Alberta School Foundation Fund Taxable Total:	14,600
6370000	2487JK 1 45 SW-5-24-24-4 7,500 Sq. Feet 241 EAGLE LAKE CRES I Individual	
	R LAND & IMPROVEMENTS T 103 RESIDENTIAL LAND & IMPROVEMENTS 100% Christ The Redeemer Reg. 3 Taxable Total:	202,100
6371000	2487JK 1 46 SW-5-24-24-4 7,500 Sq. Feet 237 EAGLE LAKE CRES I Individual	
	R LAND & IMPROVEMENTS T 103 RESIDENTIAL LAND & IMPROVEMENTS 100% Christ The Redeemer Reg. 3 Taxable Total:	119,600
6372000	2487JK 1 47 SW-5-24-24-4 8,301 Sq. Feet 233 EAGLE LAKE CRES C Corporation	
	R LAND T 104 RESIDENTIAL VACANT LAND 100% Alberta School Foundation Fund Taxable Total:	15,700
6373000	2487JK 1 48 SW-5-24-24-4 10,333 Sq. Feet 229 EAGLE LAKE CRES C Corporation	
	R LAND T 104 RESIDENTIAL VACANT LAND Taxable Total:	18,400



2019 Assessment Roll (Valuation Date 1-July, 2019) 2020 Taxation Year, Wheatland County

Assessment Year: 2019
Tax Year: 2020

Roll	Legal Address							Total
6374000	2487JK 1 49 SW-5-24-24-4 9,552 Sq. Feet			100% Alberta School Foundation Fund				
	225 EAGLE LAKE CRES			I Individual				
	R	LAND & IMPROVEMENTS		T	103	RESIDENTIAL LAND & IMPROVEMENTS	Taxable Total:	68,900
100% Christ The Redeemer Reg. 3								
6375000	2487JK 1 50 SW-5-24-24-4 9,375 Sq. Feet							
	221 EAGLE LAKE CRES			I Individual				
	R	LAND & IMPROVEMENTS		T	103	RESIDENTIAL LAND & IMPROVEMENTS	Taxable Total:	200,500
100% The Golden Hills Reg. Div. 15								
6376000	2487JK 1 51 SW-5-24-24-4 9,375 Sq. Feet							
	217 EAGLE LAKE CRES			C Corporation				
	R	LAND		T	104	RESIDENTIAL VACANT LAND	Taxable Total:	17,100
100% Alberta School Foundation Fund								
6377000	2487JK 1 52 SW-5-24-24-4 9,375 Sq. Feet							
	213 EAGLE LAKE CRES			C Corporation				
	R	LAND		T	104	RESIDENTIAL VACANT LAND	Taxable Total:	17,100
100% Alberta School Foundation Fund								
6378000	2487JK 1 53 SW-5-24-24-4 9,375 Sq. Feet							
	209 EAGLE LAKE CRES			C Corporation				
	R	LAND		T	104	RESIDENTIAL VACANT LAND	Taxable Total:	17,100
100% Alberta School Foundation Fund								
6379000	2487JK 1 54 SW-5-24-24-4 9,375 Sq. Feet							
	205 EAGLE LAKE CRES			C Corporation				
	R	LAND		T	104	RESIDENTIAL VACANT LAND	Taxable Total:	17,100
100% Alberta School Foundation Fund								
6380000	2487JK 1 55 SW-5-24-24-4 9,262 Sq. Feet							
	201 EAGLE LAKE CRES			C Corporation				
	R	LAND		T	104	RESIDENTIAL VACANT LAND	Taxable Total:	17,000
100% Alberta School Foundation Fund								
6381000	2487JK 1 56 SW-5-24-24-4 8,363 Sq. Feet							
	102 EAGLE LAKE PL			C Corporation				
	R	LAND		T	104	RESIDENTIAL VACANT LAND	Taxable Total:	15,800
100% Alberta School Foundation Fund								
6382000	2487JK 1 57 SW-5-24-24-4 8,125 Sq. Feet							
	106 EAGLE LAKE PL			C Corporation				



2019 Assessment Roll (Valuation Date 1-July, 2019) 2020 Taxation Year, Wheatland County

Assessment Year: 2019
Tax Year: 2020

Roll	Legal Address					Total
	R LAND	T 104	RESIDENTIAL VACANT LAND	Taxable Total:		15,500
6383000	2487JK 1 58 SW-5-24-24-4 8,125 Sq. Feet 110 EAGLE LAKE PL	100%	Alberta School Foundation Fund	C Corporation		
	R LAND	T 104	RESIDENTIAL VACANT LAND	Taxable Total:		15,500
6384000	2487JK 1 59 SW-5-24-24-4 8,125 Sq. Feet 114 EAGLE LAKE PL	100%	Alberta School Foundation Fund	C Corporation		
	R LAND	T 104	RESIDENTIAL VACANT LAND	Taxable Total:		15,500
6385000	2487JK 1 60 SW-5-24-24-4 8,125 Sq. Feet 118 EAGLE LAKE PL	100%	Alberta School Foundation Fund	C Corporation		
	R LAND	T 104	RESIDENTIAL VACANT LAND	Taxable Total:		15,500
6386000	2487JK 1 61 SW-5-24-24-4 8,619 Sq. Feet 122 EAGLE LAKE PL	100%	Alberta School Foundation Fund	C Corporation		
	R LAND	T 104	RESIDENTIAL VACANT LAND	Taxable Total:		16,100
6387000	2487JK 1 62 SW-5-24-24-4 10,164 Sq. Feet 126 EAGLE LAKE PL	100%	Alberta School Foundation Fund	C Corporation		
	R LAND	T 104	RESIDENTIAL VACANT LAND	Taxable Total:		18,200
6388000	2487JK 1 63 SW-5-24-24-4 11,144 Sq. Feet 130 EAGLE LAKE PL	100%	Alberta School Foundation Fund	C Corporation		
	R LAND	T 104	RESIDENTIAL VACANT LAND	Taxable Total:		19,300
6389000	2487JK 1 64 SW-5-24-24-4 7,886 Sq. Feet 134 EAGLE LAKE PL	100%	Alberta School Foundation Fund	C Corporation		
	R LAND	T 104	RESIDENTIAL VACANT LAND	Taxable Total:		15,200
6390000	2487JK 1 65 SW-5-24-24-4 7,500 Sq. Feet 138 EAGLE LAKE PL	100%	Alberta School Foundation Fund	C Corporation		
	R LAND	T 104	RESIDENTIAL VACANT LAND	Taxable Total:		14,600
		100%	Alberta School Foundation Fund			



2019 Assessment Roll (Valuation Date 1-July, 2019) 2020 Taxation Year, Wheatland County

Assessment Year: 2019
Tax Year: 2020

Roll	Legal Address	Total
6391000	2487JK 1 66 SW-5-24-24-4 7,500 Sq. Feet 142 EAGLE LAKE PL C Corporation	
	R LAND T 104 RESIDENTIAL VACANT LAND 100% Alberta School Foundation Fund Taxable Total:	14,600
6392000	2487JK 1 67 SW-5-24-24-4 7,500 Sq. Feet 146 EAGLE LAKE PL I Individual	
	R LAND & IMPROVEMENTS T 103 RESIDENTIAL LAND & IMPROVEMENTS 100% Christ The Redeemer Reg. 3 Taxable Total:	125,100
6393000	2487JK 1 68 SW-5-24-24-4 7,500 Sq. Feet 150 EAGLE LAKE PL I Individual	
	R LAND & IMPROVEMENTS T 103 RESIDENTIAL LAND & IMPROVEMENTS 100% Christ The Redeemer Reg. 3 Taxable Total:	149,100
6394000	2487JK 1 69 SW-5-24-24-4 7,500 Sq. Feet 154 EAGLE LAKE PL I Individual	
	R LAND & IMPROVEMENTS T 103 RESIDENTIAL LAND & IMPROVEMENTS 100% Alberta School Foundation Fund Taxable Total:	188,300
6395000	2487JK 1 70 SW-5-24-24-4 7,500 Sq. Feet 158 EAGLE LAKE PL I Individual	
	R LAND & IMPROVEMENTS T 103 RESIDENTIAL LAND & IMPROVEMENTS 100% Alberta School Foundation Fund Taxable Total:	227,700
6396000	2487JK 1 71 SW-5-24-24-4 11,578 Sq. Feet 162 EAGLE LAKE PL I Individual	
	R LAND & IMPROVEMENTS T 103 RESIDENTIAL LAND & IMPROVEMENTS 100% Alberta School Foundation Fund Taxable Total:	353,100
6397000	2487JK 1 72 SW-5-24-24-4 12,462 Sq. Feet 166 EAGLE LAKE PL I Individual	
	R LAND & IMPROVEMENTS T 103 RESIDENTIAL LAND & IMPROVEMENTS 100% Christ The Redeemer Reg. 3 Taxable Total:	238,700
6398000	2487JK 1 73 SW-5-24-24-4 9,137 Sq. Feet 170 EAGLE LAKE PL I Individual	
	R LAND & IMPROVEMENTS T 103 RESIDENTIAL LAND & IMPROVEMENTS 100% Alberta School Foundation Fund Taxable Total:	270,500
6399000	2487JK 1 74 SW-5-24-24-4 10,227 Sq. Feet 167 EAGLE LAKE PL C Corporation	
	R LAND T 104 RESIDENTIAL VACANT LAND Taxable Total:	18,200



2019 Assessment Roll (Valuation Date 1-July, 2019) 2020 Taxation Year, Wheatland County

Assessment Year: 2019
Tax Year: 2020

Roll	Legal Address						Total	
6400000	100% Alberta School Foundation Fund							
	2487JK 1 75 SW-5-24-24-4 9,965 Sq. Feet 163 EAGLE LAKE PL							
	C Corporation							
	R	LAND		T	104	RESIDENTIAL VACANT LAND	Taxable Total:	17,900
100% Alberta School Foundation Fund								
6401000	100% Alberta School Foundation Fund							
	2487JK 1 76 SW-5-24-24-4 10,958 Sq. Feet 157 EAGLE LAKE PL							
	C Corporation							
	R	LAND		T	104	RESIDENTIAL VACANT LAND	Taxable Total:	19,200
100% Alberta School Foundation Fund								
6402000	100% Alberta School Foundation Fund							
	2487JK 1 77 SW-5-24-24-4 8,125 Sq. Feet 153 EAGLE LAKE PL							
	C Corporation							
	R	LAND		T	104	RESIDENTIAL VACANT LAND	Taxable Total:	15,500
100% Alberta School Foundation Fund								
6403000	100% Alberta School Foundation Fund							
	2487JK 1 78 SW-5-24-24-4 7,714 Sq. Feet 149 EAGLE LAKE PL							
	C Corporation							
	R	LAND		T	104	RESIDENTIAL VACANT LAND	Taxable Total:	14,900
100% Alberta School Foundation Fund								
6404000	100% Alberta School Foundation Fund							
	2487JK 1 79 SW-5-24-24-4 7,962 Sq. Feet 145 EAGLE LAKE PL							
	C Corporation							
	R	LAND		T	104	RESIDENTIAL VACANT LAND	Taxable Total:	15,300
100% Alberta School Foundation Fund								
6405000	100% Alberta School Foundation Fund							
	2487JK 1 80 SW-5-24-24-4 7,961 Sq. Feet 141 EAGLE LAKE PL							
	C Corporation							
	R	LAND		T	104	RESIDENTIAL VACANT LAND	Taxable Total:	15,300
100% Alberta School Foundation Fund								
6406000	100% Alberta School Foundation Fund							
	2487JK 1 81 SW-5-24-24-4 9,180 Sq. Feet 129 EAGLE LAKE PL							
	C Corporation							
	R	LAND		T	104	RESIDENTIAL VACANT LAND	Taxable Total:	16,900
100% Alberta School Foundation Fund								
6407000	100% Alberta School Foundation Fund							
	2487JK 1 82 SW-5-24-24-4 8,750 Sq. Feet 117 EAGLE LAKE PL							
	C Corporation							
	R	LAND		T	104	RESIDENTIAL VACANT LAND	Taxable Total:	16,300
100% Alberta School Foundation Fund								
6408000	100% Alberta School Foundation Fund							
	2487JK 1 83 SW-5-24-24-4 7,500 Sq. Feet 113 EAGLE LAKE PL							
C Corporation								



2019 Assessment Roll (Valuation Date 1-July, 2019) 2020 Taxation Year, Wheatland County

Assessment Year: 2019
Tax Year: 2020

Roll	Legal Address					Total
	R LAND	T 104	RESIDENTIAL VACANT LAND	Taxable Total:		14,600
		100%	Alberta School Foundation Fund			
6409000	2487JK 1 84 SW-5-24-24-4 7,500 Sq. Feet 109 EAGLE LAKE PL			C Corporation		
	R LAND	T 104	RESIDENTIAL VACANT LAND	Taxable Total:		14,600
		100%	Alberta School Foundation Fund			
6410000	2487JK 1 85 SW-5-24-24-4 7,500 Sq. Feet 105 EAGLE LAKE PL			C Corporation		
	R LAND	T 104	RESIDENTIAL VACANT LAND	Taxable Total:		14,600
		100%	Alberta School Foundation Fund			
6411000	2487JK 1 86 SW-5-24-24-4 8,468 Sq. Feet 101 EAGLE LAKE PL			C Corporation		
	R LAND	T 104	RESIDENTIAL VACANT LAND	Taxable Total:		15,900
		100%	Alberta School Foundation Fund			
6412000	2487JK 1 87 SW-5-24-24-4 11.63 Acres			Eagle Lake Unnamed Park/Boat Launch Area M Municipal		
	NR LAND	E 155	WHEATLAND COUNTY EXEMPT	Exempt Total:		260,270
		100%	Alberta School Foundation Fund			
6413000	2487JK 2 1 SW-5-24-24-4 9,591 Sq. Feet 296 EAGLE LAKE CRES			C Corporation		
	R LAND	T 104	RESIDENTIAL VACANT LAND	Taxable Total:		17,400
		100%	Alberta School Foundation Fund			
6414000	2487JK 2 2 SW-5-24-24-4 9,750 Sq. Feet 292 EAGLE LAKE CRES			C Corporation		
	R LAND	T 104	RESIDENTIAL VACANT LAND	Taxable Total:		17,600
		100%	Alberta School Foundation Fund			
6415000	2487JK 2 3 SW-5-24-24-4 9,750 Sq. Feet 288 EAGLE LAKE CRES			C Corporation		
	R LAND	T 104	RESIDENTIAL VACANT LAND	Taxable Total:		17,600
		100%	Alberta School Foundation Fund			
6416000	2487JK 2 4 SW-5-24-24-4 9,750 Sq. Feet 282 EAGLE LAKE CRES			C Corporation		
	R LAND	T 104	RESIDENTIAL VACANT LAND	Taxable Total:		17,600
		100%	Alberta School Foundation Fund			



2019 Assessment Roll (Valuation Date 1-July, 2019) 2020 Taxation Year, Wheatland County

Assessment Year: 2019
Tax Year: 2020

Roll	Legal Address	Total
6417000	2487JK 2 5 SW-5-24-24-4 9,750 Sq. Feet 278 EAGLE LAKE CRES C Corporation	
	R LAND T 104 RESIDENTIAL VACANT LAND 100% Alberta School Foundation Fund Taxable Total:	17,600
6418000	2487JK 2 6 SW-5-24-24-4 9,750 Sq. Feet 274 EAGLE LAKE CRES C Corporation	
	R LAND T 104 RESIDENTIAL VACANT LAND 100% Alberta School Foundation Fund Taxable Total:	17,600
6419000	2487JK 2 7 SW-5-24-24-4 9,750 Sq. Feet 270 EAGLE LAKE CRES C Corporation	
	R LAND T 104 RESIDENTIAL VACANT LAND 100% Alberta School Foundation Fund Taxable Total:	17,600
6420000	2487JK 2 8 SW-5-24-24-4 7,910 Sq. Feet 246 EAGLE LAKE CRES C Corporation	
	R LAND T 104 RESIDENTIAL VACANT LAND 100% Alberta School Foundation Fund Taxable Total:	15,200
6421000	2487JK 2 9 SW-5-24-24-4 11,148 Sq. Feet 234 EAGLE LAKE CRES C Corporation	
	R LAND T 104 RESIDENTIAL VACANT LAND 100% Alberta School Foundation Fund Taxable Total:	19,300
6422000	2487JK 2 10 SW-5-24-24-4 9,750 Sq. Feet 222 EAGLE LAKE CRES C Corporation	
	R LAND T 104 RESIDENTIAL VACANT LAND 100% Alberta School Foundation Fund Taxable Total:	17,600
6423000	2487JK 2 11 SW-5-24-24-4 9,750 Sq. Feet 218 EAGLE LAKE CRES I Individual	
	R LAND & IMPROVEMENTS T 103 RESIDENTIAL LAND & IMPROVEMENTS 100% The Golden Hills Reg. Div. 15 Taxable Total:	161,900
6424000	2487JK 2 12 SW-5-24-24-4 9,750 Sq. Feet 214 EAGLE LAKE CRES C Corporation	
	R LAND T 104 RESIDENTIAL VACANT LAND 100% Alberta School Foundation Fund Taxable Total:	17,600
6425000	2487JK 2 13 SW-5-24-24-4 9,750 Sq. Feet 210 EAGLE LAKE CRES C Corporation	
	R LAND T 104 RESIDENTIAL VACANT LAND Taxable Total:	17,600



2019 Assessment Roll (Valuation Date 1-July, 2019) 2020 Taxation Year, Wheatland County

Assessment Year: 2019
Tax Year: 2020

Roll	Legal Address					Total
	100% Alberta School Foundation Fund					
6426000	2487JK 2 14	SW-5-24-24-4	9,750 Sq. Feet			
	206 EAGLE LAKE CRES				C Corporation	
	R	LAND	T	104	RESIDENTIAL VACANT LAND	Taxable Total: 17,600
	100% Alberta School Foundation Fund					
6427000	2487JK 2 15	SW-5-24-24-4	9,637 Sq. Feet			
	202 EAGLE LAKE CRES				C Corporation	
	R	LAND	T	104	RESIDENTIAL VACANT LAND	Taxable Total: 17,500
	100% Alberta School Foundation Fund					
6428000	2487JK A	SW-5-24-24-4	8.21 Acres			
	1 EAGLE LAKE RD				I Individual	
	F	LAND	T	1	FARMLAND	Taxable Total: 1,120
	100% Christ The Redeemer Reg. 3					
6429000	NE-1-24-24-4		152.80 Acres			
	240046 RGE RD 240				C Corporation	
	F	LAND	T	1	FARMLAND	Taxable Total: 34,370
	100% Alberta School Foundation Fund					
6430000	9310832 1	NW-1-24-24-4	173.19 Acres		& SE Corner SW 12	
					C Corporation	
	F	LAND	T	1	FARMLAND	Taxable Total: 39,540
	100% Alberta School Foundation Fund					
6431010	SE-1-24-24-4		131.10 Acres		Model Airplane Club	
					C Corporation	
	F	LAND & IMPROVEMENTS	T	1	FARMLAND	26,930
	NR		E	169	MISC. PROPERTY EXEMPT	14,880
	100% Alberta School Foundation Fund					Totals: 41,810
6431020	SE-1-24-24-4		18.50 Acres		Southeast Corner	
	240010 RGE RD 240				I Individual	
	F	LAND & IMPROVEMENTS	T	1	FARMLAND	2,110
	R		T	103	RESIDENTIAL LAND & IMPROVEMENTS	257,210
					Taxable Total:	259,320
	R		E	901	RURAL RESIDENCE EXEMPTION (RAP)	2,110
	R		E	903	FARM BUILDING EXEMPT	33,410
	100% Alberta School Foundation Fund					Exempt Total: 35,520
						Totals: 294,840



2019 Assessment Roll (Valuation Date 1-July, 2019) 2020 Taxation Year, Wheatland County

Assessment Year: 2019
Tax Year: 2020

Roll	Legal Address						Total
6432000	SW-1-24-24-4	160.00 Acres					
	240046 TWP RD 240						
			C Corporation				
	F LAND & IMPROVEMENTS		T 1	FARMLAND			38,700
	R		T 103	RESIDENTIAL LAND & IMPROVEMENTS			595,880
			Taxable Total:				634,580
	R		E 901	RURAL RESIDENCE EXEMPTION (RAP)			92,310
	R		E 903	FARM BUILDING EXEMPT			15,690
			100% Alberta School Foundation Fund				108,000
			Exempt Total:				108,000
			Totals:				742,580
6433000	NE-2-24-24-4	80.00 Acres					
			LSD 10 & 15				
			I Individual				
	F LAND		T 1	FARMLAND			11,300
			100% Alberta School Foundation Fund				
6434000	NE-2-24-24-4	80.00 Acres					
			LSD 9 & 16				
			I Individual				
	F LAND		T 1	FARMLAND			12,630
			100% Alberta School Foundation Fund				
6435000	NW-2-24-24-4	160.00 Acres					
			C Corporation				
	F LAND		T 1	FARMLAND			20,430
			100% Alberta School Foundation Fund				
6436000	SE-2-24-24-4	160.00 Acres					
			C Corporation				
	F LAND		T 1	FARMLAND			31,730
			100% Alberta School Foundation Fund				
6437000	SW-2-24-24-4	160.00 Acres					
	240007 RGE RD 242						
			C Corporation				
	F LAND & IMPROVEMENTS		T 1	FARMLAND			23,810
	R		T 103	RESIDENTIAL LAND & IMPROVEMENTS			512,430
			Taxable Total:				536,240
	R		E 901	RURAL RESIDENCE EXEMPTION (RAP)			30,770
	R		E 903	FARM BUILDING EXEMPT			19,400
			100% Alberta School Foundation Fund				50,170
			Exempt Total:				50,170
			Totals:				586,410
6438000	NE-3-24-24-4	151.55 Acres					
	240074A RGE RD 242						
			C Corporation				
	F LAND & IMPROVEMENTS		T 1	FARMLAND			14,450



2019 Assessment Roll (Valuation Date 1-July, 2019) 2020 Taxation Year, Wheatland County

Assessment Year: 2019
Tax Year: 2020

Roll	Legal Address				Total
	R	T 103	RESIDENTIAL LAND & IMPROVEMENTS		277,280
				Taxable Total:	291,730
	NR	E 167	WESTERN IRRIGATION DIST EXEMPT		42,340
	R	E 901	RURAL RESIDENCE EXEMPTION (RAP)		31,220
		100%	Alberta School Foundation Fund	Exempt Total:	73,560
				Totals:	365,290
6438010	0915104 A NE-3-24-24-4 8.45 Acres			S EASTERLY PART LSD 16 Barstow Radio Tower Site I Individual	
	NR LAND & IMPROVEMENTS	T 105	NON-RESEIDENTIAL LAND & IMPROVEMENTS	Taxable Total:	445,750
		100%	Alberta School Foundation Fund		
6439000	NW-3-24-24-4 160.00 Acres			I Individual	
	F LAND	T 1	FARMLAND	Taxable Total:	20,190
		100%	Alberta School Foundation Fund		
6440000	SE-3-24-24-4 160.00 Acres 240040A RGE RD 242			Eagle Lake Composting Site C Corporation	
	F LAND & IMPROVEMENTS	T 1	FARMLAND		20,900
	R	T 103	RESIDENTIAL LAND & IMPROVEMENTS		426,190
	NR	T 105	NON-RESEIDENTIAL LAND & IMPROVEMENTS		155,000
				Taxable Total:	602,090
	R	E 901	RURAL RESIDENCE EXEMPTION (RAP)		92,310
		100%	Alberta School Foundation Fund	Totals:	694,400
6441000	SW-3-24-24-4 159.51 Acres 240007 RGE RD 243			C Corporation	
	F LAND & IMPROVEMENTS	T 1	FARMLAND		28,370
	R	T 103	RESIDENTIAL LAND & IMPROVEMENTS		495,340
				Taxable Total:	523,710
	R	E 901	RURAL RESIDENCE EXEMPTION (RAP)		48,560
		100%	Christ The Redeemer Reg. 3	Totals:	572,270
6442000	NE-4-24-24-4 87.75 Acres			East Of Canal I Individual	
	F LAND	T 1	FARMLAND	Taxable Total:	15,250
		100%	Alberta School Foundation Fund		
6442005	1511626 1 1 NE-4-24-24-4 4.78 Acres 240078 RGE RD 243			NE Corner of LSD 16 I Individual	
	R LAND & IMPROVEMENTS	T 103	RESIDENTIAL LAND & IMPROVEMENTS	Taxable Total:	725,200
		100%	Alberta School Foundation Fund		



2019 Assessment Roll (Valuation Date 1-July, 2019) 2020 Taxation Year, Wheatland County

Assessment Year: 2019
Tax Year: 2020

Roll	Legal Address	Total
6442010	1511626 1 2 NE-4-24-24-4 3.82 Acres 240068 RGE RD 243	SE Portion of LSD 16 I Individual
R	LAND & IMPROVEMENTS	T 103 RESIDENTIAL LAND & IMPROVEMENTS 100% Alberta School Foundation Fund
		Taxable Total: 453,800
6442020	1511626 1 3 NE-4-24-24-4 2.81 Acres 240066 RGE RD 243	NE Corner of LSD 9 I Individual
R	LAND & IMPROVEMENTS	T 103 RESIDENTIAL LAND & IMPROVEMENTS 50% The Golden Hills Reg. Div. 15 50% Christ The Redeemer Reg. 3
		Taxable Total: 560,700
6443000	NE-4-24-24-4 51.00 Acres	West of Canal I Individual
F	LAND	T 1 FARMLAND 100% The Golden Hills Reg. Div. 15
		Taxable Total: 4,360
6444000	NW-4-24-24-4 157.00 Acres	I Individual
F	LAND	T 1 FARMLAND 100% The Golden Hills Reg. Div. 15
		Taxable Total: 15,980
6444010	0712663 1 1 NW-4-24-24-4 2.99 Acres	NW Corner LSD 13 I Individual
F	LAND	T 1 FARMLAND 100% The Golden Hills Reg. Div. 15
		Taxable Total: 640
6445000	SE-4-24-24-4 96.73 Acres	West of Canal C Corporation
F	LAND	T 1 FARMLAND 100% Alberta School Foundation Fund
		Taxable Total: 10,290
6446000	SE-4-24-24-4 49.10 Acres 240010 RGE RD 243	I Individual
F	LAND & IMPROVEMENTS	T 1 FARMLAND
R		T 103 RESIDENTIAL LAND & IMPROVEMENTS
		Taxable Total: 535,990
R		E 901 RURAL RESIDENCE EXEMPTION (RAP)
R		E 903 FARM BUILDING EXEMPT
		100% Alberta School Foundation Fund
		Exempt Total: 50,750
		Totals: 586,740
6446010	1810338 1 1 SE-4-24-24-4 3.00 Acres	SE Corner of LSD 8 I Individual



2019 Assessment Roll (Valuation Date 1-July, 2019) 2020 Taxation Year, Wheatland County

Assessment Year: 2019
Tax Year: 2020

Roll	Legal Address					Total
	F	LAND	T	1	FARMLAND	
					100% Alberta School Foundation Fund	Taxable Total: 550
6447000	SW-4-24-24-4	159.80 Acres				I Individual
	F	LAND	T	1	FARMLAND	Taxable Total: 13,520
					100% Alberta School Foundation Fund	
6448000	NE-5-24-24-4	62.72 Acres				Northeast of Lake I Individual
	F	LAND	T	1	FARMLAND	Taxable Total: 5,540
					100% Alberta School Foundation Fund	
6448010	NE-5-24-24-4	9.93 Acres				Southeast Corner I Individual
	F	LAND	T	1	FARMLAND	Taxable Total: 870
					100% Alberta School Foundation Fund	
6448500	IRR235 RW 24	NE-5-24-24-4 142.45 Acres				NW OF EAGLE LAKE;NE=78.4;NW=24 C Corporation
	NR	LAND	E	167	WESTERN IRRIGATION DIST EXEMPT	Exempt Total: 175,700
					100% Alberta School Foundation Fund	
6449000	NE-5-24-24-4	0.95 Acres				Northwest Corner I Individual
	R	LAND	T	104	RESIDENTIAL VACANT LAND	Taxable Total: 5,200
					100% Christ The Redeemer Reg. 3	
6450000	NW-5-24-24-4	73.00 Acres				LSD 13 & Ptn LSD 14 I Individual
	F	LAND	T	1	FARMLAND	Taxable Total: 10,440
					100% Alberta School Foundation Fund	
6451000	NW-5-24-24-4	63.00 Acres				South Half West of Lake Eaglelake Nurseries Wholesale only C Corporation
		240039A RGE RD 245				
	F	LAND & IMPROVEMENTS	T	1	FARMLAND	9,030
	R		T	103	RESIDENTIAL LAND & IMPROVEMENTS	443,890
						Taxable Total: 452,920
	R		E	901	RURAL RESIDENCE EXEMPTION (RAP)	18,110
	R		E	903	FARM BUILDING EXEMPT	132,840
					100% Alberta School Foundation Fund	Exempt Total: 150,950
						Totals: 603,870



2019 Assessment Roll (Valuation Date 1-July, 2019) 2020 Taxation Year, Wheatland County

Assessment Year: 2019
Tax Year: 2020

Roll	Legal Address				Total
6452000	SE-5-24-24-4	11.00 Acres		Northeast Corner C Corporation	
	F LAND		T 1 FARMLAND	Taxable Total:	780
			100% Alberta School Foundation Fund		
6453000	SW-5-24-24-4	36.80 Acres		West of Lake	
	240033 RGE RD 245			I Individual	
	F LAND & IMPROVEMENTS		T 1 FARMLAND		6,090
	R		T 103 RESIDENTIAL LAND & IMPROVEMENTS		686,560
				Taxable Total:	692,650
	R		E 901 RURAL RESIDENCE EXEMPTION (RAP)		61,540
	R		E 903 FARM BUILDING EXEMPT		1,146,270
			100% Christ The Redeemer Reg. 3	Exempt Total:	1,207,810
				Totals:	1,900,460
6454000	NE-6-24-24-4	160.00 Acres		I Individual	
	F LAND		T 1 FARMLAND	Taxable Total:	16,840
			100% The Golden Hills Reg. Div. 15		
6455000	NW-6-24-24-4	160.00 Acres		I Individual	
	F LAND		T 1 FARMLAND	Taxable Total:	29,480
			100% The Golden Hills Reg. Div. 15		
6456000	SE-6-24-24-4	159.00 Acres		I Individual	
	F LAND		T 1 FARMLAND	Taxable Total:	16,120
			100% The Golden Hills Reg. Div. 15		
6457000	SW-6-24-24-4	160.00 Acres		I Individual	
	F LAND		T 1 FARMLAND	Taxable Total:	20,380
			100% The Golden Hills Reg. Div. 15		
6458000	NE-7-24-24-4	150.77 Acres		I Individual	
	F LAND		T 1 FARMLAND	Taxable Total:	15,870
			100% The Golden Hills Reg. Div. 15		
6459000	NW-7-24-24-4	139.22 Acres		I Individual	
	241067 RGE RD 250				
	F LAND & IMPROVEMENTS		T 1 FARMLAND		25,370



2019 Assessment Roll (Valuation Date 1-July, 2019) 2020 Taxation Year, Wheatland County

Assessment Year: 2019
Tax Year: 2020

Roll	Legal Address					Total
	R		T	103	RESIDENTIAL LAND & IMPROVEMENTS	352,440
					Taxable Total:	377,810
	R		E	901	RURAL RESIDENCE EXEMPTION (RAP)	61,540
	R		E	903	FARM BUILDING EXEMPT	1,700
				100%	The Golden Hills Reg. Div. 15	63,240
					Exempt Total:	63,240
					Totals:	441,050
6460000	NW-7-24-24-4	11.04 Acres			Northwest Corner	
	241069 RGE RD 250				I Individual	
	F LAND & IMPROVEMENTS		T	1	FARMLAND	1,110
	R		T	103	RESIDENTIAL LAND & IMPROVEMENTS	424,370
					Taxable Total:	425,480
	R		E	901	RURAL RESIDENCE EXEMPTION (RAP)	61,540
	R		E	903	FARM BUILDING EXEMPT	10,220
				100%	The Golden Hills Reg. Div. 15	71,760
					Exempt Total:	71,760
					Totals:	497,240
6461000	SE-7-24-24-4	160.00 Acres				
					I Individual	
	F LAND		T	1	FARMLAND	16,840
				100%	The Golden Hills Reg. Div. 15	
6462000	SW-7-24-24-4	160.00 Acres				
					I Individual	
	F LAND		T	1	FARMLAND	29,540
				100%	The Golden Hills Reg. Div. 15	
6463000	NE-8-24-24-4	140.97 Acres				
	241056A RGE RD 244				I Individual	
	F LAND & IMPROVEMENTS		T	1	FARMLAND	18,510
	R		T	103	RESIDENTIAL LAND & IMPROVEMENTS	607,500
					Taxable Total:	626,010
	R		E	901	RURAL RESIDENCE EXEMPTION (RAP)	18,510
	R		E	903	FARM BUILDING EXEMPT	20,220
				100%	Alberta School Foundation Fund	38,730
					Exempt Total:	38,730
					Totals:	664,740
6463010	9812185 1 NE-8-24-24-4	8.95 Acres			NORTHWEST CORNER Shrimp Production Facility	
	244029 HWY 1				I Individual	
	F LAND & IMPROVEMENTS		T	1	FARMLAND	590
	R		T	103	RESIDENTIAL LAND & IMPROVEMENTS	228,910
					Taxable Total:	229,500
	R		E	901	RURAL RESIDENCE EXEMPTION (RAP)	590



2019 Assessment Roll (Valuation Date 1-July, 2019) 2020 Taxation Year, Wheatland County

Assessment Year: 2019
Tax Year: 2020

Roll	Legal Address					Total
	R		E 903	FARM BUILDING EXEMPT		230,630
			100%	Alberta School Foundation Fund	Exempt Total:	231,220
					Totals:	460,720
6464000	NW-8-24-24-4	75.39 Acres			LSD 12 & 13	
					I Individual	
	F LAND		T 1	FARMLAND	Taxable Total:	15,910
			100%	Christ The Redeemer Reg. 3		
6465000	NW-8-24-24-4	75.20 Acres			LSD 11 & 14 Eagle Lake Feeds	
	244055 HWY 1				I Individual	
	F LAND & IMPROVEMENTS		T 1	FARMLAND		8,970
	R		T 103	RESIDENTIAL LAND & IMPROVEMENTS		355,980
	NR		T 105	NON-RESEIDENTIAL LAND & IMPROVEMENTS		95,350
					Taxable Total:	460,300
	R		E 901	RURAL RESIDENCE EXEMPTION (RAP)		8,970
			100%	Alberta School Foundation Fund	Totals:	469,270
6466000	SE-8-24-24-4	138.50 Acres			I Individual	
	F LAND		T 1	FARMLAND	Taxable Total:	11,320
			100%	Alberta School Foundation Fund		
6467000	SE-8-24-24-4	19.46 Acres			West Half LSD 1	
	241020 RGE RD 244				I Individual	
	F LAND & IMPROVEMENTS		T 1	FARMLAND		1,450
	R		T 103	RESIDENTIAL LAND & IMPROVEMENTS		389,650
					Taxable Total:	391,100
	R		E 901	RURAL RESIDENCE EXEMPTION (RAP)		1,450
	R		E 903	FARM BUILDING EXEMPT		8,740
			50%	The Golden Hills Reg. Div. 15	Exempt Total:	10,190
			50%	Christ The Redeemer Reg. 3	Totals:	401,290
6468000	SW-8-24-24-4	160.00 Acres			C Corporation	
	F LAND		T 1	FARMLAND	Taxable Total:	22,710
			100%	Alberta School Foundation Fund		
6469000	NE-9-24-24-4	140.58 Acres			I Individual	
	F LAND		T 1	FARMLAND	Taxable Total:	19,390
			100%	Alberta School Foundation Fund		



2019 Assessment Roll (Valuation Date 1-July, 2019) 2020 Taxation Year, Wheatland County

Assessment Year: 2019
Tax Year: 2020

Roll	Legal Address					Total
6470000	E -9-24-24-4 41.00 Acres 243061 HWY 1	Ptn of NE & SE West of Canal I Individual				
	F LAND & IMPROVEMENTS	T 1	FARMLAND			3,450
	R	T 103	RESIDENTIAL LAND & IMPROVEMENTS			413,450
				Taxable Total:		416,900
	R	E 901	RURAL RESIDENCE EXEMPTION (RAP)			3,450
	R	E 903	FARM BUILDING EXEMPT			9,390
		100%	The Golden Hills Reg. Div. 15	Exempt Total:		12,840
				Totals:		429,740
6471000	NW-9-24-24-4 116.77 Acres 241069A RGE RD 244	West of Canal C Corporation				
	F LAND & IMPROVEMENTS	T 1	FARMLAND			16,630
	R	T 103	RESIDENTIAL LAND & IMPROVEMENTS			473,370
				Taxable Total:		490,000
	R	E 901	RURAL RESIDENCE EXEMPTION (RAP)			16,630
		100%	Alberta School Foundation Fund	Totals:		506,630
6471010	9710649 1 NW-9-24-24-4 2.99 Acres 241045 RGE RD 244	Southwest Corner I Individual				
	R LAND & IMPROVEMENTS	T 103	RESIDENTIAL LAND & IMPROVEMENTS			570,460
	R	E 903	FARM BUILDING EXEMPT			7,040
		100%	Alberta School Foundation Fund	Totals:		577,500
6472000	NW-9-24-24-4 22.75 Acres 243041A HWY 1	East of Canal I Individual				
	F LAND & IMPROVEMENTS	T 1	FARMLAND			1,910
	R	T 103	RESIDENTIAL LAND & IMPROVEMENTS			418,890
				Taxable Total:		420,800
	R	E 901	RURAL RESIDENCE EXEMPTION (RAP)			1,910
	R	E 903	FARM BUILDING EXEMPT			158,960
		100%	Alberta School Foundation Fund	Exempt Total:		160,870
				Totals:		581,670
6473000	SE-9-24-24-4 111.98 Acres	East Of Canal I Individual				
	F LAND	T 1	FARMLAND			
		100%	Alberta School Foundation Fund	Taxable Total:		15,130
6473010	0714259 1 1 SE-9-24-24-4 3.00 Acres 241004 RGE RD 243	SE Corner I Individual				
	R LAND & IMPROVEMENTS	T 103	RESIDENTIAL LAND & IMPROVEMENTS	Taxable Total:		418,700



2019 Assessment Roll (Valuation Date 1-July, 2019) 2020 Taxation Year, Wheatland County

Assessment Year: 2019
Tax Year: 2020

Roll	Legal Address					Total
100% Alberta School Foundation Fund						
6475000	SW-9-24-24-4	157.00 Acres				
			C Corporation			
	F LAND		T 1 FARMLAND	Taxable Total:	23,610	
100% The Golden Hills Reg. Div. 15						
6475010	9812952 2 SW-9-24-24-4	3.00 Acres	NORTHWEST CORNER			
	241041 RGE RD 244		I Individual			
	R LAND & IMPROVEMENTS		T 103 RESIDENTIAL LAND & IMPROVEMENTS	Taxable Total:	416,800	
100% Alberta School Foundation Fund						
6476000	NE-10-24-24-4	146.68 Acres				
	241046 RGE RD 242		C Corporation			
	F LAND & IMPROVEMENTS		T 1 FARMLAND		8,870	
	R		T 103 RESIDENTIAL LAND & IMPROVEMENTS		357,130	
			Taxable Total:			366,000
	R		E 901 RURAL RESIDENCE EXEMPTION (RAP)		8,870	
100% Alberta School Foundation Fund						Totals: 374,870
6476010	0410956 1 1 NE-10-24-24-4	3.00 Acres	SE CORNER LSD 8			
	241056 RGE RD 242		I Individual			
	R LAND & IMPROVEMENTS		T 103 RESIDENTIAL LAND & IMPROVEMENTS	Taxable Total:	342,100	
100% Alberta School Foundation Fund						
6477000	NW-10-24-24-4	146.47 Acres				
	241079 RGE RD 243		I Individual			
	F LAND & IMPROVEMENTS		T 1 FARMLAND		13,110	
	R		T 103 RESIDENTIAL LAND & IMPROVEMENTS		349,890	
			Taxable Total:			363,000
	R		E 901 RURAL RESIDENCE EXEMPTION (RAP)		13,110	
100% Alberta School Foundation Fund						Totals: 376,110
6477010	0211119 1 1 NW-10-24-24-4	3.14 Acres	SOUTHWEST CORNER			
	241043 RGE RD 243		I Individual			
	R LAND & IMPROVEMENTS		T 103 RESIDENTIAL LAND & IMPROVEMENTS	Taxable Total:	976,600	
100% Alberta School Foundation Fund						
6478000	SE-10-24-24-4	160.00 Acres				
			C Corporation			
	F LAND		T 1 FARMLAND	Taxable Total:	16,770	
100% Alberta School Foundation Fund						



2019 Assessment Roll (Valuation Date 1-July, 2019) 2020 Taxation Year, Wheatland County

Assessment Year: 2019
Tax Year: 2020

Roll	Legal Address				Total
6479000	SW-10-24-24-4	160.00 Acres		I Individual	
	F LAND		T 1 FARMLAND	Taxable Total:	12,940
			100% Alberta School Foundation Fund		
6480000	NE-11-24-24-4	103.52 Acres		South of Canal	
	F LAND		T 1 FARMLAND	Taxable Total:	15,240
			100% Alberta School Foundation Fund		
6480010	N -11-24-24-4	8.77 Acres		Canal	
	NR LAND		E 167 WESTERN IRRIGATION DIST EXEMPT	Exempt Total:	197,700
			100% Alberta School Foundation Fund		
6481000	NE-11-24-24-4	38.08 Acres		North of Canal	
	F LAND		T 1 FARMLAND	Taxable Total:	3,290
			100% Alberta School Foundation Fund		
6482000	NW-11-24-24-4	150.33 Acres		I Individual	
	F LAND		T 1 FARMLAND	Taxable Total:	21,580
			100% Christ The Redeemer Reg. 3		
6483000	SE-11-24-24-4	160.00 Acres		I Individual	
	F LAND		T 1 FARMLAND	Taxable Total:	24,390
			100% Alberta School Foundation Fund		
6484000	SW-11-24-24-4	160.00 Acres		C Corporation	
	F LAND		T 1 FARMLAND	Taxable Total:	19,310
			100% Alberta School Foundation Fund		
6485000	NE-12-24-24-4	126.87 Acres		I Individual	
	241054A RGE RD 240				
	F LAND & IMPROVEMENTS		T 1 FARMLAND		16,890
	R		T 101 RESIDENTIAL IMPROVEMENT NIL RAP ALLOW		195,400
	R		T 103 RESIDENTIAL LAND & IMPROVEMENTS		200,000
			100% Alberta School Foundation Fund	Taxable Total:	412,290



2019 Assessment Roll (Valuation Date 1-July, 2019) 2020 Taxation Year, Wheatland County

Assessment Year: 2019
Tax Year: 2020

Roll	Legal Address	Total
6485010	9311337 1 NE-12-24-24-4 3.02 Acres 241044 RGE RD 240	SOUTHEAST CORNER I Individual
R	LAND & IMPROVEMENTS	T 103 RESIDENTIAL LAND & IMPROVEMENTS 100% Alberta School Foundation Fund
		Taxable Total: 457,900
6486000	9812313 4 N -12-24-24-4 43.42 Acres 240045B HWY 1	NW PT LSD 15 & NE PT OF LSD 14 I Individual
F	LAND & IMPROVEMENTS	T 1 FARMLAND 4,840
R		T 103 RESIDENTIAL LAND & IMPROVEMENTS 414,860
		Taxable Total: 419,700
R		E 901 RURAL RESIDENCE EXEMPTION (RAP) 4,840 100% Alberta School Foundation Fund
		Totals: 424,540
6486010	0813568 4 1 NW-12-24-24-4 6.67 Acres 240045A HWY 1	NE PART OF LSD 14 I Individual
R	LAND & IMPROVEMENTS	T 103 RESIDENTIAL LAND & IMPROVEMENTS 100% Alberta School Foundation Fund
		Taxable Total: 535,700
6487000	NW-12-24-24-4 2.40 Acres 241045 RGE RD 241	Southwest Corner I Individual
R	LAND & IMPROVEMENTS	T 103 RESIDENTIAL LAND & IMPROVEMENTS 100% Alberta School Foundation Fund
		Taxable Total: 401,000
6488000	SE-12-24-24-4 151.39 Acres	C Corporation
F	LAND	T 1 FARMLAND 100% Alberta School Foundation Fund
		Taxable Total: 35,300
6488010	9510393 1 SE-12-24-24-4 3.00 Acres 241016 RGE RD 240	Southeast Corner North of Canl I Individual
R	LAND & IMPROVEMENTS	T 103 RESIDENTIAL LAND & IMPROVEMENTS 100% Alberta School Foundation Fund
		Taxable Total: 228,000
6488020	IRR959 SE-12-24-24-4 1.63 Acres	Canal Right of Way I Individual
NR	LAND	E 167 WESTERN IRRIGATION DIST EXEMPT 100% Alberta School Foundation Fund
		Exempt Total: 1,740
6489000	9812314 5 W -12-24-24-4 184.81 Acres 241067A RGE RD 241	EAST OF CANAL WITHIN NW & SW I Individual
F	LAND & IMPROVEMENTS	T 1 FARMLAND 23,660
R		T 101 RESIDENTIAL IMPROVEMENT NIL RAP ALLOW 121,900
R		T 103 RESIDENTIAL LAND & IMPROVEMENTS 200,000



2019 Assessment Roll (Valuation Date 1-July, 2019) 2020 Taxation Year, Wheatland County

Assessment Year: 2019
Tax Year: 2020

Roll	Legal Address					Total
			100% Alberta School Foundation Fund	Taxable Total:		345,560
6490000	SW-12-24-24-4	36.05 Acres		MOSTLY LSD 4 I Individual		
	F LAND		T 1 FARMLAND 100% Alberta School Foundation Fund	Taxable Total:		6,110
6490010	1611866 6 1 SW-12-24-24-4 241019 RGE RD 241	3.50 Acres		315M Nof SOUTHWEST CORNER I Individual		
	R LAND & IMPROVEMENTS		T 103 RESIDENTIAL LAND & IMPROVEMENTS 100% Alberta School Foundation Fund	Taxable Total:		728,700
6490020	1611866 6 2 SW-12-24-24-4	4.60 Acres		189M Nof SOUTHWEST CORNER I Individual		
	F LAND		T 1 FARMLAND 100% Alberta School Foundation Fund	Taxable Total:		380
6490030	1911320 7 1 SW-12-24-24-4 241037 RGE RD 241	10.75 Acres		NW Corner Happy Camper RV Storage I Individual		
	R LAND & IMPROVEMENTS NR		T 103 RESIDENTIAL LAND & IMPROVEMENTS T 105 NON-RESEDENTIAL LAND & IMPROVEMENTS 100% Alberta School Foundation Fund		298,490 350,580	
				Taxable Total:		649,070
6491000	E -12-24-24-4	20.00 Acres		Canal I Individual		
	NR LAND		E 167 WESTERN IRRIGATION DIST EXEMPT 100% Alberta School Foundation Fund	Exempt Total:		268,330
6492000	NE-13-24-24-4 242060 RGE RD 240	159.00 Acres		I Individual		
	F LAND & IMPROVEMENTS		T 1 FARMLAND		29,970	
	R		T 103 RESIDENTIAL LAND & IMPROVEMENTS		789,790	
				Taxable Total:	819,760	
	R		E 901 RURAL RESIDENCE EXEMPTION (RAP) 100% Alberta School Foundation Fund		92,310	
				Totals:	912,070	
6493000	9310289 1 NW-13-24-24-4	142.32 Acres		Ptn. SW 24 I Individual		
	F LAND		T 1 FARMLAND 100% Alberta School Foundation Fund	Taxable Total:		22,280
6493010	0210049 1 2 NW-13-24-24-4 242049 RGE RD 241	14.28 Acres		Southwest corner I Individual		
	F LAND & IMPROVEMENTS		T 1 FARMLAND			1,200



2019 Assessment Roll (Valuation Date 1-July, 2019) 2020 Taxation Year, Wheatland County

Assessment Year: 2019
Tax Year: 2020

Roll	Legal Address					Total
	R		T	103	RESIDENTIAL LAND & IMPROVEMENTS	338,100
					Taxable Total:	339,300
	R		E	901	RURAL RESIDENCE EXEMPTION (RAP)	1,200
				100%	Alberta School Foundation Fund	Totals: 340,500
6494000	SE-13-24-24-4	80.51 Acres			North east of canal	
	242020 RGE RD 240				C Corporation	
	F	LAND & IMPROVEMENTS	T	1	FARMLAND	16,080
	R		T	103	RESIDENTIAL LAND & IMPROVEMENTS	574,420
					Taxable Total:	590,500
	R		E	901	RURAL RESIDENCE EXEMPTION (RAP)	16,080
	R		E	903	FARM BUILDING EXEMPT	69,700
				100%	Alberta School Foundation Fund	Exempt Total: 85,780
					Totals:	676,280
6494001	9211511 2	SE-13-24-24-4 3.00 Acres			Northeast Corner	
	242042 RGE RD 240				I Individual	
	R	LAND & IMPROVEMENTS	T	103	RESIDENTIAL LAND & IMPROVEMENTS	Taxable Total: 302,000
				100%	Alberta School Foundation Fund	
6494010	PT-13-24-24-4	14.55 Acres			Canal	
					I Individual	
	NR	LAND	E	167	WESTERN IRRIGATION DIST EXEMPT	Exempt Total: 236,540
				100%	Alberta School Foundation Fund	
6495000	9511176 3	S -13-24-24-4 44.97 Acres			I Individual	
	240046 HWY 1					
	F	LAND & IMPROVEMENTS	T	1	FARMLAND	7,430
	R		T	103	RESIDENTIAL LAND & IMPROVEMENTS	468,270
					Taxable Total:	475,700
	R		E	901	RURAL RESIDENCE EXEMPTION (RAP)	7,430
				100%	Alberta School Foundation Fund	Totals: 483,130
6495020	8410389 1	SE-13-24-24-4 26.76 Acres			South of Canal	
					I Individual	
	F	LAND	T	1	FARMLAND	Taxable Total: 5,610
				100%	Alberta School Foundation Fund	
6496000	SW-13-24-24-4	130.86 Acres			I Individual	
	F	LAND	T	1	FARMLAND	Taxable Total: 29,860
				100%	Alberta School Foundation Fund	



2019 Assessment Roll (Valuation Date 1-July, 2019) 2020 Taxation Year, Wheatland County

Assessment Year: 2019
Tax Year: 2020

Roll	Legal Address				Total
6496010	9410091 1	SW-13-24-24-4	13.47 Acres	Northwest Corner C Corporation	
	F	LAND & IMPROVEMENTS	T 1	FARMLAND	910
	R		T 101	RESIDENTIAL IMPROVEMENT NIL RAP ALLOW	7,700
	R		T 103	RESIDENTIAL LAND & IMPROVEMENTS	429,490
				Taxable Total:	438,100
	R		E 901	RURAL RESIDENCE EXEMPTION (RAP)	910
			100%	Alberta School Foundation Fund	Totals: 439,010
6497000	NE-14-24-24-4	149.31 Acres		I Individual	
	F	LAND	T 1	FARMLAND	Taxable Total: 27,500
			100%	Alberta School Foundation Fund	
6498000	NE-14-24-24-4	7.89 Acres		Southwest Corner I Individual	
	F	LAND	T 1	FARMLAND	Taxable Total: 1,130
			100%	Alberta School Foundation Fund	
6499000	NW-14-24-24-4	151.84 Acres		I Individual	
	242057 HWY 21				
	F	LAND	T 1	FARMLAND	Taxable Total: 32,630
			100%	Alberta School Foundation Fund	
6500000	SE-14-24-24-4	147.20 Acres		Jason Maunsell Excavating & Hauling I Individual	
	242002A RGE RD 241				
	F	LAND & IMPROVEMENTS	T 1	FARMLAND	30,330
	R		T 103	RESIDENTIAL LAND & IMPROVEMENTS	463,610
	NR		T 105	NON-RESEIDENTIAL LAND & IMPROVEMENTS	328,330
				Taxable Total:	822,270
	R		E 901	RURAL RESIDENCE EXEMPTION (RAP)	60,190
	R		E 903	FARM BUILDING EXEMPT	63,990
			100%	Alberta School Foundation Fund	Exempt Total: 124,180
				Totals:	946,450
6500010	N -14-24-24-4	21.59 Acres		Canal I Individual	
	NR	LAND	E 167	WESTERN IRRIGATION DIST EXEMPT	Exempt Total: 277,610
			100%	Alberta School Foundation Fund	
6501000	SW-14-24-24-4	155.61 Acres		I Individual	



2019 Assessment Roll (Valuation Date 1-July, 2019) 2020 Taxation Year, Wheatland County

Assessment Year: 2019
Tax Year: 2020

Roll	Legal Address				Total
	F	LAND	T	1 FARMLAND	Taxable Total: 29,210
				100% Christ The Redeemer Reg. 3	
6502000	NE-15-24-24-4	128.54 Acres			
				C Corporation	
	F	LAND	T	1 FARMLAND	Taxable Total: 23,790
				100% Alberta School Foundation Fund	
6502010	0610799 1 2	NE-15-24-24-4 5.06 Acres			SOUTHEAST CORNER Highway Maintenance Yard
		242042A HWY 21			C Corporation
	NR	LAND & IMPROVEMENTS	T	105 NON-RESEIDENTIAL LAND & IMPROVEMENTS	Taxable Total: 890,470
				100% Alberta School Foundation Fund	
6502020	1110103 2 1	NE-15-24-24-4 10.11 Acres			SE LSD 16 Strathmore Seed Cleaning Plant
		242042C HWY 21			C Corporation
	ME	LAND & IMPROVEMENTS	T	7 MACHINERY & EQUIPMENT	937,170
	NR		T	105 NON-RESEIDENTIAL LAND & IMPROVEMENTS	1,072,710
					Taxable Total: 2,009,880
	ME		E	68 MACHINERY & EQUIPMENT EXEMPT	1,902,740
	NR		E	169 MISC. PROPERTY EXEMPT	1,475,680
	R		E	903 FARM BUILDING EXEMPT	441,480
				100% Alberta School Foundation Fund	Exempt Total: 3,819,900
					Totals: 5,829,780
6502030	1213089 2 2	NE-15-24-24-4 5.07 Acres			NE LSD 9 Crowfoot Agric. Solutions Fertilizer
		242042B HWY 21			C Corporation
	ME	LAND & IMPROVEMENTS	T	7 MACHINERY & EQUIPMENT	495,360
	NR		T	105 NON-RESEIDENTIAL LAND & IMPROVEMENTS	2,781,500
				100% Alberta School Foundation Fund	Taxable Total: 3,276,860
6503000	NW-15-24-24-4	156.00 Acres			I Individual
		242047 RGE RD 243			
	F	LAND & IMPROVEMENTS	T	1 FARMLAND	22,910
	R		T	103 RESIDENTIAL LAND & IMPROVEMENTS	360,890
					Taxable Total: 383,800
	R		E	901 RURAL RESIDENCE EXEMPTION (RAP)	42,710
				100% Alberta School Foundation Fund	Totals: 426,510
6503010	9211766 1	NW-15-24-24-4 4.00 Acres			Northwest Corner
		242081B RGE RD 243			I Individual
	F	LAND & IMPROVEMENTS	T	1 FARMLAND	110
	R		T	103 RESIDENTIAL LAND & IMPROVEMENTS	320,190
					Taxable Total: 320,300



2019 Assessment Roll (Valuation Date 1-July, 2019) 2020 Taxation Year, Wheatland County

Assessment Year: 2019
Tax Year: 2020

Roll	Legal Address					Total
	R		E 901	RURAL RESIDENCE EXEMPTION (RAP)		110
			100%	Alberta School Foundation Fund	Totals:	320,410
6504000	SE-15-24-24-4	149.68 Acres			C Corporation	
	F LAND		T 1	FARMLAND	Taxable Total:	20,230
			100%	Alberta School Foundation Fund		
6505000	SW-15-24-24-4	153.09 Acres			Industrial Shops & KeeBee Propane	
		242013 RGE RD 243			I Individual	
	F LAND & IMPROVEMENTS		T 1	FARMLAND		15,550
	NR		T 105	NON-RESEIDENTIAL LAND & IMPROVEMENTS		2,979,730
			100%	The Golden Hills Reg. Div. 15	Taxable Total:	2,995,280
6505010	9211440 1 SW-15-24-24-4	4.82 Acres			Southwest Corner	
		242003 RGE RD 243			I Individual	
	R LAND & IMPROVEMENTS		T 103	RESIDENTIAL LAND & IMPROVEMENTS	Taxable Total:	462,500
			100%	Alberta School Foundation Fund		
6506000	NE-16-24-24-4	120.00 Acres			I Individual	
	F LAND		T 1	FARMLAND	Taxable Total:	10,200
			100%	Alberta School Foundation Fund		
6506010	1612417 1 1 NE-16-24-24-4	40.00 Acres			Northeast Corner Future Horse Boarding	
		242068 RGE RD 243			I Individual	
	F LAND & IMPROVEMENTS		T 1	FARMLAND		3,940
	R		T 103	RESIDENTIAL LAND & IMPROVEMENTS		454,970
					Taxable Total:	458,910
	R		E 901	RURAL RESIDENCE EXEMPTION (RAP)		3,940
	R		E 903	FARM BUILDING EXEMPT		36,300
			100%	Alberta School Foundation Fund	Exempt Total:	40,240
					Totals:	499,150
6507000	NW-16-24-24-4	85.50 Acres			East Half	
					I Individual	
	F LAND		T 1	FARMLAND	Taxable Total:	13,280
			100%	The Golden Hills Reg. Div. 15		
6508000	SE-16-24-24-4	72.10 Acres			North Portion	
					I Individual	
	F LAND		T 1	FARMLAND	Taxable Total:	7,660
			100%	Alberta School Foundation Fund		



2019 Assessment Roll (Valuation Date 1-July, 2019) 2020 Taxation Year, Wheatland County

Assessment Year: 2019
Tax Year: 2020

Roll	Legal Address				Total
6508010	9712454 1	SE-16-24-24-4	40.00 Acres	Q-91 Radio, Southwest Portion Q91 Radio Tower C Corporation	
	F	LAND & IMPROVEMENTS	T 1	FARMLAND	3,470
	NR		T 105	NON-RESEIDENTIAL LAND & IMPROVEMENTS	568,450
				100% Alberta School Foundation Fund	571,920
6508020	9712454 2	SE-16-24-24-4	40.00 Acres	Southeast Portion Wheatland County Admin. & Public Works M Municipal	
	NR	LAND & IMPROVEMENTS	E 155	WHEATLAND COUNTY EXEMPT	10,068,090
				100% Alberta School Foundation Fund	
6509000	SW-16-24-24-4	79.33 Acres		East Half I Individual	
	F	LAND & IMPROVEMENTS	T 1	FARMLAND	12,390
	R		T 103	RESIDENTIAL LAND & IMPROVEMENTS	736,010
				Taxable Total:	748,400
	R		E 901	RURAL RESIDENCE EXEMPTION (RAP)	18,590
	R		E 903	FARM BUILDING EXEMPT	13,700
				100% Alberta School Foundation Fund	32,290
				Exempt Total:	780,690
				Totals:	
6510000	SW-16-24-24-4	59.80 Acres		West Half I Individual	
	F	LAND	T 1	FARMLAND	9,490
				100% Alberta School Foundation Fund	
6511000	SW-16-24-24-4	4.25 Acres		SOUTHEAST Portion of LSD 4 Strathmore Highway Camping C Corporation	
	R	LAND & IMPROVEMENTS	T 103	RESIDENTIAL LAND & IMPROVEMENTS	599,300
	NR		T 105	NON-RESEIDENTIAL LAND & IMPROVEMENTS	378,990
				100% Alberta School Foundation Fund	978,290
6512000	8677AP 3 12-14	NE-17-24-24-4	267.00 Acres	N660' of NE17 & S676' of SE19 C Corporation	
	F	LAND	T 1	FARMLAND	39,650
				100% The Golden Hills Reg. Div. 15	
6512500	8677AP 3 7	NW-17-24-24-4	80.00 Acres	North Half Tyson Plumbing and Heating I Individual	
	F	LAND & IMPROVEMENTS	T 1	FARMLAND	8,330
	R		T 103	RESIDENTIAL LAND & IMPROVEMENTS	767,600
	NR		T 105	NON-RESEIDENTIAL LAND & IMPROVEMENTS	63,680



2019 Assessment Roll (Valuation Date 1-July, 2019) 2020 Taxation Year, Wheatland County

Assessment Year: 2019
Tax Year: 2020

Roll	Legal Address				Total
				Taxable Total:	839,610
	R	E 901	RURAL RESIDENCE EXEMPTION (RAP)		8,330
	R	E 903	FARM BUILDING EXEMPT		32,490
		100%	Alberta School Foundation Fund	Exempt Total:	40,820
				Totals:	880,430
6512550	8677AP 3 8 NW-17-24-24-4 80.00 Acres 242047 RGE RD 245			South Half I Individual	
	F LAND & IMPROVEMENTS	T 1	FARMLAND		7,940
	R	T 103	RESIDENTIAL LAND & IMPROVEMENTS		483,060
				Taxable Total:	491,000
	R	E 901	RURAL RESIDENCE EXEMPTION (RAP)		7,940
	R	E 903	FARM BUILDING EXEMPT		8,010
		100%	The Golden Hills Reg. Div. 15	Exempt Total:	15,950
				Totals:	506,950
6513000	SE-17-24-24-4 141.05 Acres			I Individual	
	F LAND	T 1	FARMLAND	Taxable Total:	23,060
		100%	Christ The Redeemer Reg. 3		
6513010	1410353 1 1 SE-17-24-24-4 9.46 Acres 244030B HWY 1			SW CORNER I Individual	
	F LAND & IMPROVEMENTS	T 1	FARMLAND		880
	R	T 103	RESIDENTIAL LAND & IMPROVEMENTS		483,060
				Taxable Total:	483,940
	R	E 901	RURAL RESIDENCE EXEMPTION (RAP)		61,540
	R	E 903	FARM BUILDING EXEMPT		20,300
		100%	The Golden Hills Reg. Div. 15	Exempt Total:	81,840
				Totals:	565,780
6513020	1410353 1 2 SE-17-24-24-4 7.07 Acres 244030A HWY 1			232m East of S.W. Corner I Individual	
	F LAND & IMPROVEMENTS	T 1	FARMLAND		550
	R	T 103	RESIDENTIAL LAND & IMPROVEMENTS		350,030
				Taxable Total:	350,580
	R	E 901	RURAL RESIDENCE EXEMPTION (RAP)		30,770
	R	E 903	FARM BUILDING EXEMPT		34,910
		100%	The Golden Hills Reg. Div. 15	Exempt Total:	65,680
				Totals:	416,260
6513500	1511272 3 15 SW-17-24-24-4 40.06 Acres 242041 RGE RD 245			North half LSD 5 & 6 I Individual	



2019 Assessment Roll (Valuation Date 1-July, 2019) 2020 Taxation Year, Wheatland County

Assessment Year: 2019
Tax Year: 2020

Roll	Legal Address				Total
	F LAND & IMPROVEMENTS	T 1	FARMLAND		4,570
	R	T 103	RESIDENTIAL LAND & IMPROVEMENTS		684,230
			Taxable Total:		688,800
	R	E 901	RURAL RESIDENCE EXEMPTION (RAP)		4,570
		100%	Alberta School Foundation Fund	Totals:	693,370
6513550	1511272 3 16 SW-17-24-24-4 40.07 Acres 242023 RGE RD 245			South half LSD 5 & 6 I Individual	
	F LAND & IMPROVEMENTS	T 1	FARMLAND		4,380
	R	T 103	RESIDENTIAL LAND & IMPROVEMENTS		450,620
			Taxable Total:		455,000
	R	E 901	RURAL RESIDENCE EXEMPTION (RAP)		4,380
		100%	The Golden Hills Reg. Div. 15	Totals:	459,380
6513600	8677AP 3 10,B SW-17-24-24-4 76.91 Acres			South Half I Individual	
	F LAND	T 1	FARMLAND	Taxable Total:	7,570
		100%	Alberta School Foundation Fund		
6514000	NE-18-24-24-4 29.55 Acres			West of Canal C Corporation	
	F LAND	T 1	FARMLAND	Taxable Total:	5,030
		100%	Alberta School Foundation Fund		
6514100	8677AP 1 3 NE-18-24-24-4 71.10 Acres 242072 RGE RD 245			N Half NE 18 & S 450' of SE 19 I Individual	
	F LAND & IMPROVEMENTS	T 1	FARMLAND		6,710
	R	T 103	RESIDENTIAL LAND & IMPROVEMENTS		692,040
			Taxable Total:		698,750
	R	E 901	RURAL RESIDENCE EXEMPTION (RAP)		6,710
	R	E 903	FARM BUILDING EXEMPT		21,150
		100%	Alberta School Foundation Fund	Exempt Total:	27,860
				Totals:	726,610
6514200	8677AP 1 4 NE-18-24-24-4 69.01 Acres 242044 RGE RD 245			South Half I Individual	
	F LAND & IMPROVEMENTS	T 1	FARMLAND		7,170
	R	T 103	RESIDENTIAL LAND & IMPROVEMENTS		345,950
			Taxable Total:		353,120
	R	E 901	RURAL RESIDENCE EXEMPTION (RAP)		7,170
	R	E 903	FARM BUILDING EXEMPT		2,180
			Exempt Total:		9,350
			Totals:		362,470



2019 Assessment Roll (Valuation Date 1-July, 2019) 2020 Taxation Year, Wheatland County

Assessment Year: 2019
Tax Year: 2020

Roll	Legal Address	100% Alberta School Foundation Fund			Total
6514210	9510417 1 5 NE-18-24-24-4 2.99 Acres 242062 RGE RD 245			Northeast Corner of Lot 4 I Individual	
	R LAND & IMPROVEMENTS	T 103	RESIDENTIAL LAND & IMPROVEMENTS	Taxable Total:	505,900
			100% Christ The Redeemer Reg. 3		
6515000	NW-18-24-24-4 100.29 Acres			North of Canal C Corporation	
	F LAND	T 1	FARMLAND	Taxable Total:	19,760
			100% Alberta School Foundation Fund		
6515500	IRR67 RW 24 W-16-24-24-4 150.42 Acres			CANAL IN SEC'S16,18,19,21 George Freeman Marsh C Corporation	
	NR LAND	E 167	WESTERN IRRIGATION DIST EXEMPT	Exempt Total:	185,530
			100% Alberta School Foundation Fund		
6516000	SE-18-24-24-4 78.31 Acres			East Half I Individual	
	F LAND	T 1	FARMLAND	Taxable Total:	8,240
			100% Alberta School Foundation Fund		
6516010	SE-18-24-24-4 76.36 Acres			West Half C Corporation	
	F LAND	T 1	FARMLAND	Taxable Total:	8,040
			100% Alberta School Foundation Fund		
6517000	0914350 4 1 SW-18-24-24-4 58.37 Acres			West of Canal I Individual	
	F LAND	T 1	FARMLAND	Taxable Total:	10,090
			100% Alberta School Foundation Fund		
6517010	0914339 RW 24 SW-18-24-24-4 4.52 Acres			LSD 4 P Provincial	
	NR LAND	E 167	WESTERN IRRIGATION DIST EXEMPT	Exempt Total:	85,910
			100% Alberta School Foundation Fund		
6518000	SW-18-24-24-4 10.00 Acres			Southwest Corner RV Storage C Corporation	
	NR LAND & IMPROVEMENTS	T 105	NON-RESEIDENTIAL LAND & IMPROVEMENTS	Taxable Total:	406,500
			100% Alberta School Foundation Fund		
6519000	1811867 5 1 SW-18-24-24-4 57.12 Acres 245052 HWY 1			East of Canal I Individual	
	F LAND & IMPROVEMENTS	T 1	FARMLAND	Taxable Total:	6,200



2019 Assessment Roll (Valuation Date 1-July, 2019) 2020 Taxation Year, Wheatland County

Assessment Year: 2019
Tax Year: 2020

Roll	Legal Address					Total
	R		T 103	RESIDENTIAL LAND & IMPROVEMENTS		386,800
					Taxable Total:	393,000
	R		E 903	FARM BUILDING EXEMPT		155,090
			100%	Alberta School Foundation Fund	Totals:	548,090
6519010	W -18-24-24-4	5.55 Acres			PTN. OF RD ALLOWANCE W OF 18 C Corporation	
	NR LAND		E 154	OTHER PROV. IMP EXEMPT	Exempt Total:	91,620
			100%	Alberta School Foundation Fund		
6520000	NE-19-24-24-4	117.33 Acres			I Individual	
	F LAND		T 1	FARMLAND	Taxable Total:	27,270
			100%	Alberta School Foundation Fund		
6520010	0713834 2 1 NE-19-24-24-4	3.00 Acres			SE Corner I Individual	
	243042 RGE RD 245					
	R LAND & IMPROVEMENTS		T 103	RESIDENTIAL LAND & IMPROVEMENTS	Taxable Total:	753,900
			100%	The Golden Hills Reg. Div. 15		
6520020	8677AP 1 A NE-19-24-24-4	1.00 Acres			Narrow Parcel S of Canal M Municipal	
	NR LAND		E 160	TAX RECOVERY EXEMPT	Exempt Total:	3,260
			100%	Alberta School Foundation Fund		
6521000	NW-19-24-24-4	154.00 Acres			I Individual	
	243043 RGE RD 250					
	F LAND & IMPROVEMENTS		T 1	FARMLAND		33,750
	R		T 103	RESIDENTIAL LAND & IMPROVEMENTS		339,110
					Taxable Total:	372,860
	R		E 901	RURAL RESIDENCE EXEMPTION (RAP)		3,390
			100%	Alberta School Foundation Fund	Totals:	376,250
6521010	0715147 1 1 NW-19-24-24-4	6.00 Acres			NORTH WEST CORNER M&M Drilling I Individual	
	243079 RGE RD 250					
	NR LAND & IMPROVEMENTS		T 105	NON-RESEIDENTIAL LAND & IMPROVEMENTS	Taxable Total:	1,151,700
			100%	Alberta School Foundation Fund		
6522000	SE-19-24-24-4	3.35 Acres			NW & SW Corners West of Canal I Individual	
	245043 TWP RD 244					
	F LAND & IMPROVEMENTS		T 1	FARMLAND		40
	R		T 103	RESIDENTIAL LAND & IMPROVEMENTS		460,300
					Taxable Total:	460,340



2019 Assessment Roll (Valuation Date 1-July, 2019) 2020 Taxation Year, Wheatland County

Assessment Year: 2019
Tax Year: 2020

Roll	Legal Address				Total
	R	E 903	FARM BUILDING EXEMPT		52,400
		100%	Alberta School Foundation Fund	Totals:	512,740
6523000	SE-19-24-24-4 2.60 Acres 243038 RGE RD 245			Northeast Corner I Individual	
	R LAND & IMPROVEMENTS	T 103	RESIDENTIAL LAND & IMPROVEMENTS	Taxable Total:	746,700
		100%	Alberta School Foundation Fund		
6523100	8677AP 1 1 E -19-24-24-4 74.70 Acres			East half South of Canal I Individual	
	F LAND	T 1	FARMLAND	Taxable Total:	6,590
		100%	Alberta School Foundation Fund		
6523200	8677AP 1 2 SE-19-24-24-4 72.19 Acres 243010 RGE RD 245			South half I Individual	
	F LAND & IMPROVEMENTS	T 1	FARMLAND		6,110
	R	T 103	RESIDENTIAL LAND & IMPROVEMENTS		498,170
				Taxable Total:	504,280
	R	E 901	RURAL RESIDENCE EXEMPTION (RAP)		34,080
	R	E 903	FARM BUILDING EXEMPT		19,650
		100%	Alberta School Foundation Fund	Exempt Total:	53,730
				Totals:	558,010
6524000	SW-19-24-24-4 158.49 Acres 243035 RGE RD 250			I Individual	
	F LAND & IMPROVEMENTS	T 1	FARMLAND		31,140
	R	T 103	RESIDENTIAL LAND & IMPROVEMENTS		475,760
				Taxable Total:	506,900
	R	E 901	RURAL RESIDENCE EXEMPTION (RAP)		61,540
	R	E 903	FARM BUILDING EXEMPT		136,900
		100%	Alberta School Foundation Fund	Exempt Total:	198,440
				Totals:	705,340
6524010	SW-19-24-24-4 3.50 Acres			PTN. RD ALLOWANCE C Corporation	
	NR LAND	E 154	OTHER PROV. IMP EXEMPT	Exempt Total:	80,270
		100%	Alberta School Foundation Fund		
6526000	1311430 2 2 E -20-24-24-4 189.80 Acres			NE & North of Canal in SE I Individual	
	F LAND	T 1	FARMLAND	Taxable Total:	28,610
		100%	Christ The Redeemer Reg. 3		



2019 Assessment Roll (Valuation Date 1-July, 2019) 2020 Taxation Year, Wheatland County

Assessment Year: 2019
Tax Year: 2020

Roll	Legal Address	Total
6527000	NW-20-24-24-4 160.00 Acres 243067 RGE RD 245	I Individual
	F LAND & IMPROVEMENTS T 1 FARMLAND	28,070
	R T 103 RESIDENTIAL LAND & IMPROVEMENTS	617,660
		Taxable Total: 645,730
	R E 901 RURAL RESIDENCE EXEMPTION (RAP)	61,540
	94% Christ The Redeemer Reg. 3	Totals: 707,270
	6% Alberta School Foundation Fund	
6528100	8677AP 2 11 SE-20-24-24-4 49.87 Acres	E PART S OF CANAL C Corporation
	F LAND T 1 FARMLAND	Taxable Total: 5,070
	100% Alberta School Foundation Fund	
6528200	0913764 2 1 SE-20-24-24-4 15.85 Acres 244042 TWP RD 243	W PART S OF CANAL I Individual
	F LAND & IMPROVEMENTS T 1 FARMLAND	1,370
	R T 103 RESIDENTIAL LAND & IMPROVEMENTS	685,560
		Taxable Total: 686,930
	R E 901 RURAL RESIDENCE EXEMPTION (RAP)	1,370
	R E 903 FARM BUILDING EXEMPT	6,570
	100% Alberta School Foundation Fund	Exempt Total: 7,940
		Totals: 694,870
6528500	IRR67 RW 24 SE-20-24-24-4 24.68 Acres	CANAL: 15aSE; 10.03aSW; 0.03aNE P Provincial
	NR LAND E 167 WESTERN IRRIGATION DIST EXEMPT	Exempt Total: 143,970
	100% Alberta School Foundation Fund	
6528510	1211265 RW 24 NE-20-24-24-4 0.03 Acres	SOUTH EDGE LSD 9 I Individual
	NR LAND E 167 WESTERN IRRIGATION DIST EXEMPT	Exempt Total: 13,630
	100% Alberta School Foundation Fund	
6529000	SW-20-24-24-4 44.97 Acres	North Half LSD 5 & 6 I Individual
	F LAND T 1 FARMLAND	Taxable Total: 7,260
	100% Christ The Redeemer Reg. 3	
6529010	SE-20-24-24-4 1.59 Acres	Road Allowance Northeast Bndry C Corporation
	F LAND T 1 FARMLAND	Taxable Total: 170



2019 Assessment Roll (Valuation Date 1-July, 2019) 2020 Taxation Year, Wheatland County

Assessment Year: 2019
Tax Year: 2020

Roll	Legal Address					Total
100% Alberta School Foundation Fund						
6529500	8677AP 2 5 SW-20-24-24-4 48.60 Acres 243017 RGE RD 245	West Half, South of Canal I Individual				
	F LAND & IMPROVEMENTS	T 1	FARMLAND			4,950
	R	T 103	RESIDENTIAL LAND & IMPROVEMENTS			1,136,750
			Taxable Total:			1,141,700
	R	E 901	RURAL RESIDENCE EXEMPTION (RAP)			4,950
		100%	Alberta School Foundation Fund			Totals: 1,146,650
6529600	8677AP 2 6 SW-20-24-24-4 52.40 Acres 244072 TWP RD 243	East Half, South of Canal I Individual				
	F LAND & IMPROVEMENTS	T 1	FARMLAND			5,370
	R	T 103	RESIDENTIAL LAND & IMPROVEMENTS			698,630
			Taxable Total:			704,000
	R	E 901	RURAL RESIDENCE EXEMPTION (RAP)			5,370
	R	E 903	FARM BUILDING EXEMPT			726,740
		100%	The Golden Hills Reg. Div. 15			Exempt Total: 732,110
			Totals:			1,436,110
6530000	NE-21-24-24-4 151.29 Acres					
	F LAND	T 1	FARMLAND			
		100%	The Golden Hills Reg. Div. 15			Taxable Total: 21,340
6530010	0712668 1 1 NE-21-24-24-4 3.01 Acres	NW corner I Individual				
	F LAND	T 1	FARMLAND			
		100%	The Golden Hills Reg. Div. 15			Taxable Total: 220
6531000	NW-21-24-24-4 155.00 Acres					
	F LAND	T 1	FARMLAND			
		100%	Alberta School Foundation Fund			Taxable Total: 21,480
6531010	0310411 1 1 NW-21-24-24-4 5.00 Acres 243049 TWP RD 244	NE Corner I Individual				
	R LAND & IMPROVEMENTS	T 103	RESIDENTIAL LAND & IMPROVEMENTS			
		100%	The Golden Hills Reg. Div. 15			Taxable Total: 607,000
6532000	SE-21-24-24-4 157.01 Acres					
	F LAND	T 1	FARMLAND			
						Taxable Total: 19,000



2019 Assessment Roll (Valuation Date 1-July, 2019) 2020 Taxation Year, Wheatland County

Assessment Year: 2019
Tax Year: 2020

Roll	Legal Address						Total
100% The Golden Hills Reg. Div. 15							
6532010	0712658 1 1	SE-21-24-24-4	2.99 Acres			SE Corner I Individual	
	R	LAND & IMPROVEMENTS		T	103	RESIDENTIAL LAND & IMPROVEMENTS	Taxable Total: 431,300
100% Alberta School Foundation Fund							
6533000	SW-21-24-24-4	123.40 Acres				East of Canal I Individual	
	F	LAND		T	1	FARMLAND	Taxable Total: 16,020
100% The Golden Hills Reg. Div. 15							
6534000	SW-21-24-24-4	24.15 Acres				West of Canal C Corporation	
	F	LAND		T	1	FARMLAND	Taxable Total: 2,480
100% The Golden Hills Reg. Div. 15							
6535000	NE-22-24-24-4	147.48 Acres				I Individual	
	F	LAND		T	1	FARMLAND	Taxable Total: 14,200
100% Alberta School Foundation Fund							
6535010	1210257 1 1	NE-22-24-24-4	3.41 Acres			NE CORNER LSD 13 I Individual	
	R	LAND & IMPROVEMENTS		T	103	RESIDENTIAL LAND & IMPROVEMENTS	Taxable Total: 715,800
100% Alberta School Foundation Fund							
6536000	NW-22-24-24-4	151.30 Acres				I Individual	
	F	LAND & IMPROVEMENTS		T	1	FARMLAND	13,180
	R			T	103	RESIDENTIAL LAND & IMPROVEMENTS	421,550
						Taxable Total:	434,730
	R			E	901	RURAL RESIDENCE EXEMPTION (RAP)	13,180
	R			E	903	FARM BUILDING EXEMPT	9,640
						100% Alberta School Foundation Fund	Exempt Total: 22,820
						Totals:	457,550
100% Alberta School Foundation Fund							
6536010	0413693 1 1	NW-22-24-24-4	3.00 Acres			NE Corner I Individual	
	R	LAND & IMPROVEMENTS		T	103	RESIDENTIAL LAND & IMPROVEMENTS	Taxable Total: 278,700
100% Alberta School Foundation Fund							
6537000	SE-22-24-24-4	145.54 Acres				C Corporation	
	243030 HWY 21						



2019 Assessment Roll (Valuation Date 1-July, 2019) 2020 Taxation Year, Wheatland County

Assessment Year: 2019
Tax Year: 2020

Roll	Legal Address					Total
	F	LAND	T	1	FARMLAND	Taxable Total: 16,970
					50% Christ The Redeemer Reg. 3	
					50% Alberta School Foundation Fund	
6538000	SW-22-24-24-4	153.20 Acres				I Individual
	F	LAND	T	1	FARMLAND	Taxable Total: 19,800
					100% Alberta School Foundation Fund	
6538010	9211142 1 SW-22-24-24-4	4.00 Acres				Southwest Corner
		242081A RGE RD 243				I Individual
	F	LAND & IMPROVEMENTS	T	1	FARMLAND	110
	R		T	103	RESIDENTIAL LAND & IMPROVEMENTS	647,690
						Taxable Total: 647,800
	R		E	901	RURAL RESIDENCE EXEMPTION (RAP)	110
					100% Alberta School Foundation Fund	Totals: 647,910
6539000	NE-23-24-24-4	153.80 Acres				I Individual
	F	LAND	T	1	FARMLAND	Taxable Total: 34,190
					100% Alberta School Foundation Fund	
6540000	NE-23-24-24-4	5.00 Acres				Southwest Corner
						I Individual
	F	LAND	T	1	FARMLAND	Taxable Total: 720
					100% Alberta School Foundation Fund	
6540010	IRR463 RW24 PT-23-24-24-4	6.94 Acres				SE,SW,NE 23
						I Individual
	NR	LAND	E	167	WESTERN IRRIGATION DIST EXEMPT	Exempt Total: 17,940
					100% Alberta School Foundation Fund	
6541000	NW-23-24-24-4	154.47 Acres				I Individual
	F	LAND	T	1	FARMLAND	Taxable Total: 32,760
					100% Alberta School Foundation Fund	
6541010	IRR463 NW-23-24-24-4	4.07 Acres				Canal R of Way
						I Individual
	F	LAND	T	1	FARMLAND	Taxable Total: 590
					100% Alberta School Foundation Fund	
6542000	SE-23-24-24-4	92.50 Acres				South & West of Canal
						I Individual



2019 Assessment Roll (Valuation Date 1-July, 2019) 2020 Taxation Year, Wheatland County

Assessment Year: 2019
Tax Year: 2020

Roll	Legal Address					Total
	F	LAND	T	1	FARMLAND	
					100% Alberta School Foundation Fund	Taxable Total: 15,980
6543000	SE-23-24-24-4	61.80 Acres				North & East of Canal
	243032 RGE RD 241					I Individual
	F	LAND & IMPROVEMENTS	T	1	FARMLAND	8,810
	R		T	103	RESIDENTIAL LAND & IMPROVEMENTS	340,940
						Taxable Total: 349,750
	R		E	901	RURAL RESIDENCE EXEMPTION (RAP)	61,540
	R		E	903	FARM BUILDING EXEMPT	2,600
					100% Alberta School Foundation Fund	Exempt Total: 64,140
						Totals: 413,890
6544000	SW-23-24-24-4	158.80 Acres				I Individual
	F	LAND	T	1	FARMLAND	
					100% Alberta School Foundation Fund	Taxable Total: 37,350
6545000	NE-24-24-24-4	159.00 Acres				C Corporation
	F	LAND	T	1	FARMLAND	
					100% Alberta School Foundation Fund	Taxable Total: 16,550
6545010	NE-24-24-24-4	1.00 Acres				Northeast Corner Telus Storage Building
						C Corporation
	NR	LAND & IMPROVEMENTS	T	105	NON-RESEIDENTIAL LAND & IMPROVEMENTS	Taxable Total: 168,200
					100% Alberta School Foundation Fund	
6546000	NW-24-24-24-4	160.00 Acres				C Corporation
	F	LAND	T	1	FARMLAND	
					100% Alberta School Foundation Fund	Taxable Total: 25,980
6547000	SE-24-24-24-4	159.00 Acres				C Corporation
	F	LAND	T	1	FARMLAND	
					100% Alberta School Foundation Fund	Taxable Total: 32,980
6548000	SW-24-24-24-4	152.80 Acres				C Corporation
	F	LAND	T	1	FARMLAND	
					100% Alberta School Foundation Fund	Taxable Total: 37,350



2019 Assessment Roll (Valuation Date 1-July, 2019) 2020 Taxation Year, Wheatland County

Assessment Year: 2019
Tax Year: 2020

Roll	Legal Address	Total
6548010	IRR412 SW-24-24-24-4 5.10 Acres	CANAL RIGHT OF WAY I Individual
	NR LAND E 167 WESTERN IRRIGATION DIST EXEMPT 100% Alberta School Foundation Fund	Exempt Total: 145,480
6550000	NE-25-24-24-4 160.00 Acres 244042 RGE RD 240	I Individual
	F LAND & IMPROVEMENTS T 1 FARMLAND	32,060
	R T 103 RESIDENTIAL LAND & IMPROVEMENTS	204,560
		Taxable Total: 236,620
	R E 901 RURAL RESIDENCE EXEMPTION (RAP) 100% Alberta School Foundation Fund	61,540
		Totals: 298,160
6551000	NW-25-24-24-4 160.00 Acres	I Individual
	F LAND T 1 FARMLAND 100% Alberta School Foundation Fund	Taxable Total: 29,660
6552000	SE-25-24-24-4 160.00 Acres	I Individual
	F LAND T 1 FARMLAND 100% Alberta School Foundation Fund	Taxable Total: 34,080
6553000	0610215 1 2 SW-25-24-24-4 120.00 Acres 240044B TWP RD 244	LSD 12,13,14 I Individual
	F LAND & IMPROVEMENTS T 1 FARMLAND	13,700
	R T 103 RESIDENTIAL LAND & IMPROVEMENTS	554,500
		Taxable Total: 568,200
	R E 901 RURAL RESIDENCE EXEMPTION (RAP)	47,960
	R E 903 FARM BUILDING EXEMPT 100% Alberta School Foundation Fund	24,570
		Exempt Total: 72,530
		Totals: 640,730
6554000	0610215 1 1 SW-25-24-24-4 35.62 Acres 240044A TWP RD 244	I Individual
	F LAND & IMPROVEMENTS T 1 FARMLAND	550
	R T 103 RESIDENTIAL LAND & IMPROVEMENTS	568,590
		Taxable Total: 569,140
	R E 901 RURAL RESIDENCE EXEMPTION (RAP) 100% Alberta School Foundation Fund	1,310
		Totals: 570,450
6554010	1911129 1 3 SW-25-24-24-4 4.38 Acres	SE Corner of LSD 4 I Individual



2019 Assessment Roll (Valuation Date 1-July, 2019) 2020 Taxation Year, Wheatland County

Assessment Year: 2019
Tax Year: 2020

Roll	Legal Address					Total
	F	LAND	T	1	FARMLAND	Taxable Total: 760
					100% Alberta School Foundation Fund	
6555000	NE-26-24-24-4	160.00 Acres				I Individual
	F	LAND	T	1	FARMLAND	Taxable Total: 25,390
					100% Alberta School Foundation Fund	
6556000	NW-26-24-24-4	129.99 Acres				I Individual
	F	LAND	T	1	FARMLAND	Taxable Total: 15,950
					100% Christ The Redeemer Reg. 3	
6557000	0810358 1 2 NW-26-24-24-4	27.76 Acres				N. PART OF LSD 13 & 14 I Individual
	F	LAND	T	1	FARMLAND	Taxable Total: 2,950
					100% Christ The Redeemer Reg. 3	
6558000	SE-26-24-24-4	160.00 Acres				I Individual
	F	LAND	T	1	FARMLAND	Taxable Total: 36,800
					100% Alberta School Foundation Fund	
6559000	SW-26-24-24-4	158.08 Acres				I Individual
	F	LAND	T	1	FARMLAND	Taxable Total: 32,000
					100% Alberta School Foundation Fund	
6560000	NE-27-24-24-4	144.68 Acres				I Individual
	F	LAND	T	1	FARMLAND	Taxable Total: 14,140
					100% Alberta School Foundation Fund	
6560010	9110212 1 NE-27-24-24-4	8.00 Acres				Northeast Corner I Individual
		244076 HWY 21				
	F	LAND & IMPROVEMENTS	T	1	FARMLAND	480
	R		T	103	RESIDENTIAL LAND & IMPROVEMENTS	425,520
						Taxable Total: 426,000
	R		E	901	RURAL RESIDENCE EXEMPTION (RAP)	480
					100% Alberta School Foundation Fund	Totals: 426,480
6561000	NW-27-24-24-4	148.10 Acres				C Corporation
	F	LAND	T	1	FARMLAND	Taxable Total: 13,960



2019 Assessment Roll (Valuation Date 1-July, 2019) 2020 Taxation Year, Wheatland County

Assessment Year: 2019
Tax Year: 2020

Roll	Legal Address					Total
		100% Alberta School Foundation Fund				
6561010	9312629 1 NW-27-24-24-4 7.30 Acres 244045 RGE RD 243	Southwest Corner I Individual				
	F LAND & IMPROVEMENTS	T 1	FARMLAND		460	
	R	T 103	RESIDENTIAL LAND & IMPROVEMENTS		479,040	
		Taxable Total:				479,500
	R	E 901	RURAL RESIDENCE EXEMPTION (RAP)		460	
		100% Alberta School Foundation Fund				
		Totals:				479,960
6562000	SE-27-24-24-4 92.99 Acres 244018 HWY 21	East of Canal I Individual				
	F LAND & IMPROVEMENTS	T 1	FARMLAND		9,150	
	R	T 103	RESIDENTIAL LAND & IMPROVEMENTS		327,490	
		Taxable Total:				336,640
	R	E 901	RURAL RESIDENCE EXEMPTION (RAP)		9,150	
	R	E 903	FARM BUILDING EXEMPT		3,450	
		100% Alberta School Foundation Fund				
		Exempt Total:				12,600
		Totals:				349,240
6563000	SE-27-24-24-4 57.00 Acres	West of Canal C Corporation				
	F LAND	T 1	FARMLAND			
		100% Alberta School Foundation Fund				
		Taxable Total:				5,880
6564000	SW-27-24-24-4 157.32 Acres	C Corporation				
	F LAND	T 1	FARMLAND			
		100% Alberta School Foundation Fund				
		Taxable Total:				15,370
6565000	NE-28-24-24-4 158.70 Acres	I Individual				
	F LAND	T 1	FARMLAND			
		100% Alberta School Foundation Fund				
		Taxable Total:				20,910
6566000	NW-28-24-24-4 160.00 Acres	I Individual				
	F LAND	T 1	FARMLAND			
		100% Alberta School Foundation Fund				
		Taxable Total:				23,700
6567000	SE-28-24-24-4 145.66 Acres	I Individual				
	F LAND	T 1	FARMLAND			
		100% Alberta School Foundation Fund				
		Taxable Total:				14,560



2019 Assessment Roll (Valuation Date 1-July, 2019) 2020 Taxation Year, Wheatland County

Assessment Year: 2019
Tax Year: 2020

Roll	Legal Address					Total
100% Alberta School Foundation Fund						
6568000	SE-28-24-24-4 243042 TWP RD 244		11.20 Acres		Southwest Corner I Individual	
	F R	LAND & IMPROVEMENTS		T 1 T 103	FARMLAND RESIDENTIAL LAND & IMPROVEMENTS	870 711,560
	R R			E 901 E 903	RURAL RESIDENCE EXEMPTION (RAP) FARM BUILDING EXEMPT	2,060 122,630
			100% Alberta School Foundation Fund		Exempt Total:	124,690
					Totals:	837,120
6569000	0513330 2 3	SW-28-24-24-4	142.00 Acres		I Individual	
	F	LAND		T 1	FARMLAND	Taxable Total: 22,680
100% Alberta School Foundation Fund						
6570000	0513330 2 2	SW-28-24-24-4	11.02 Acres		SE Corner I Individual	
	F	LAND		T 1	FARMLAND	Taxable Total: 1,190
			100% The Golden Hills Reg. Div. 15			
6571000	NE-29-24-24-4		116.31 Acres		North of Canal I Individual	
	F	LAND		T 1	FARMLAND	Taxable Total: 10,340
			100% Christ The Redeemer Reg. 3			
6571010	1015022 1 1	NE-29-24-24-4	4.50 Acres		SE CORNER I Individual	
	F R	LAND & IMPROVEMENTS		T 1 T 103	FARMLAND RESIDENTIAL LAND & IMPROVEMENTS	90 246,200
			100% Christ The Redeemer Reg. 3		Taxable Total:	246,290
6572000	9110305 1	NE-29-24-24-4	31.38 Acres		South of Canal I Individual	
	F R	LAND & IMPROVEMENTS		T 1 T 103	FARMLAND RESIDENTIAL LAND & IMPROVEMENTS	3,020 437,020
					Taxable Total:	440,040
	R R			E 901 E 903	RURAL RESIDENCE EXEMPTION (RAP) FARM BUILDING EXEMPT	38,780 38,930
			100% Alberta School Foundation Fund		Exempt Total:	77,710
					Totals:	517,750



2019 Assessment Roll (Valuation Date 1-July, 2019) 2020 Taxation Year, Wheatland County

Assessment Year: 2019
Tax Year: 2020

Roll	Legal Address	Total
6572010	9112086 1 NE-29-24-24-4 2.99 Acres 244070 RGE RD 244	Central East Portion LSD 16 I Individual
R	LAND & IMPROVEMENTS	T 103 RESIDENTIAL LAND & IMPROVEMENTS 100% Alberta School Foundation Fund
		Taxable Total: 605,500
6572020	9111917 RW 24 NE-29-24-24-4 7.90 Acres	LSD 9 & 10 P Provincial
NR	LAND	E 167 WESTERN IRRIGATION DIST EXEMPT 100% Alberta School Foundation Fund
		Exempt Total: 79,000
6573000	NW-29-24-24-4 86.72 Acres 244069A RGE RD 245	North of Canal I Individual
F	LAND & IMPROVEMENTS	T 1 FARMLAND 7,900
R		T 103 RESIDENTIAL LAND & IMPROVEMENTS 551,040
		Taxable Total: 558,940
R		E 901 RURAL RESIDENCE EXEMPTION (RAP) 7,900
R		E 903 FARM BUILDING EXEMPT 10,140
		100% Alberta School Foundation Fund
		Exempt Total: 18,040
		Totals: 576,980
6573010	NW-29-24-24-4 51.87 Acres 244051 RGE RD 245	South of Canal FM Trailer World I Individual
F	LAND & IMPROVEMENTS	T 1 FARMLAND 7,400
R		T 103 RESIDENTIAL LAND & IMPROVEMENTS 723,930
NR		T 105 NON-RESEIDENTIAL LAND & IMPROVEMENTS 120,980
		Taxable Total: 852,310
R		E 901 RURAL RESIDENCE EXEMPTION (RAP) 7,400
R		E 903 FARM BUILDING EXEMPT 151,270
		100% Christ The Redeemer Reg. 3
		Exempt Total: 158,670
		Totals: 1,010,980
6573020	9210498 2 NW-29-24-24-4 9.30 Acres 244059 RGE RD 245	Northwest portion LSD 12 Underground Performance Cycle I Individual
R	LAND & IMPROVEMENTS	T 103 RESIDENTIAL LAND & IMPROVEMENTS 563,220
NR		T 105 NON-RESEIDENTIAL LAND & IMPROVEMENTS 39,280
		100% Alberta School Foundation Fund
		Taxable Total: 602,500
6573025	1311809 1 3 NW-29-24-24-4 2.07 Acres 244055 RGE RD 245	CENTRAL PART LSD 12;N OF CANAL I Individual
R	LAND	T 104 RESIDENTIAL VACANT LAND
		100% Alberta School Foundation Fund
		Taxable Total: 133,400



2019 Assessment Roll (Valuation Date 1-July, 2019) 2020 Taxation Year, Wheatland County

Assessment Year: 2019
Tax Year: 2020

Roll	Legal Address	Total
6573030	9111917 RW 24 NW-29-24-24-4 7.91 Acres	LSD 11 & 12 P Provincial
	NR LAND E 167 WESTERN IRRIGATION DIST EXEMPT 100% Alberta School Foundation Fund	Exempt Total: 87,580
6574000	SE-29-24-24-4 158.10 Acres	I Individual
	F LAND T 1 FARMLAND 100% Christ The Redeemer Reg. 3	Taxable Total: 25,370
6574010	9411219 SE-29-24-24-4 1.92 Acres	CANAL RIGHT OF WAY I Individual
	NR LAND E 167 WESTERN IRRIGATION DIST EXEMPT 100% Alberta School Foundation Fund	Exempt Total: 117,320
6575000	SW-29-24-24-4 160.00 Acres 244082 TWP RD 244	I Individual
	F LAND & IMPROVEMENTS T 1 FARMLAND	26,540
	R T 103 RESIDENTIAL LAND & IMPROVEMENTS	342,060
	R E 901 RURAL RESIDENCE EXEMPTION (RAP) 100% Christ The Redeemer Reg. 3	Taxable Total: 368,600 61,540 Totals: 430,140
6576000	NE-30-24-24-4 76.58 Acres 244048 RGE RD 245	Southwest of Canal I Individual
	F LAND & IMPROVEMENTS T 1 FARMLAND	15,040
	R T 103 RESIDENTIAL LAND & IMPROVEMENTS	294,560
	R E 901 RURAL RESIDENCE EXEMPTION (RAP) 100% Alberta School Foundation Fund	Taxable Total: 309,600 15,040 Totals: 324,640
6576010	NE-30-24-24-4 72.15 Acres 244060 RGE RD 245	Northeast of Canal I Individual
	F LAND & IMPROVEMENTS T 1 FARMLAND	9,300
	R T 103 RESIDENTIAL LAND & IMPROVEMENTS	371,140
	R E 901 RURAL RESIDENCE EXEMPTION (RAP)	Taxable Total: 380,440 9,300
	R E 903 FARM BUILDING EXEMPT 100% Alberta School Foundation Fund	8,350 Exempt Total: 17,650 Totals: 398,090
6576020	9211518 1 NE-30-24-24-4 2.99 Acres 244052 RGE RD 245	Portion SE Corner South of Cnl I Individual



2019 Assessment Roll (Valuation Date 1-July, 2019) 2020 Taxation Year, Wheatland County

Assessment Year: 2019
Tax Year: 2020

Roll	Legal Address					Total
	R	LAND & IMPROVEMENTS	T	103	RESIDENTIAL LAND & IMPROVEMENTS	Taxable Total: 484,200
6576030	9111917 RW 24	NE-30-24-24-4 8.82 Acres		100%	Alberta School Foundation Fund	LSD 9 & 15 P Provincial
	NR	LAND	E	167	WESTERN IRRIGATION DIST EXEMPT	Exempt Total: 97,650
6577000	NW-30-24-24-4	159.51 Acres		100%	Alberta School Foundation Fund	
	F	LAND	T	1	FARMLAND	C Corporation
6577010	9111917 RW 24	NW-30-24-24-4 0.49 Acres		100%	Christ The Redeemer Reg. 3	Taxable Total: 30,800
	NR	LAND	E	167	WESTERN IRRIGATION DIST EXEMPT	N.E. CORNER LSD 14 P Provincial
6578000	SE-30-24-24-4	160.00 Acres		100%	Alberta School Foundation Fund	Exempt Total: 41,770
	F	LAND	T	1	FARMLAND	I Individual
6579000	SW-30-24-24-4	146.63 Acres		100%	Alberta School Foundation Fund	Taxable Total: 28,250
	F	LAND	T	1	FARMLAND	C Corporation
6579010	0313398 1 1	SW-30-24-24-4 13.37 Acres		100%	Alberta School Foundation Fund	Taxable Total: 34,320
	F	LAND & IMPROVEMENTS	T	1	FARMLAND	SE CORNER
	R		T	103	RESIDENTIAL LAND & IMPROVEMENTS	I Individual
	R		E	901	RURAL RESIDENCE EXEMPTION (RAP)	1,850
				100%	Alberta School Foundation Fund	883,950
6580000	NE-31-24-24-4	160.00 Acres				Taxable Total: 885,800
	F	LAND	T	1	FARMLAND	1,850
6581000	NW-31-24-24-4	146.49 Acres				Totals: 887,650
	F	LAND	T	1	FARMLAND	I Individual
				100%	Christ The Redeemer Reg. 3	Taxable Total: 12,380
	F	LAND	T	1	FARMLAND	I Individual
						Taxable Total: 20,910



2019 Assessment Roll (Valuation Date 1-July, 2019) 2020 Taxation Year, Wheatland County

Assessment Year: 2019
Tax Year: 2020

Roll	Legal Address						Total
			100% Christ The Redeemer Reg. 3				
6582000	NW-31-24-24-4	9.91 Acres				SOUTH OF CANAL	
	245047 RGE RD 250					I Individual	
	F LAND & IMPROVEMENTS		T 1	FARMLAND			900
	R		T 103	RESIDENTIAL LAND & IMPROVEMENTS			835,700
						Taxable Total:	836,600
	R		E 901	RURAL RESIDENCE EXEMPTION (RAP)			900
				100% Alberta School Foundation Fund		Totals:	837,500
6582010	9411955 NW-31-24-24-4	3.31 Acres				CANAL RIGHT OF WAY	
						I Individual	
	NR LAND		E 167	WESTERN IRRIGATION DIST EXEMPT		Exempt Total:	158,430
				100% Alberta School Foundation Fund			
6583000	SE-31-24-24-4	160.00 Acres				I Individual	
	245004 RGE RD 245						
	F LAND & IMPROVEMENTS		T 1	FARMLAND			23,590
	R		T 103	RESIDENTIAL LAND & IMPROVEMENTS			413,710
						Taxable Total:	437,300
	R		E 901	RURAL RESIDENCE EXEMPTION (RAP)			88,490
				100% Christ The Redeemer Reg. 3		Totals:	525,790
6584000	SW-31-24-24-4	105.42 Acres				West of Canal	
						C Corporation	
	F LAND		T 1	FARMLAND		Taxable Total:	20,920
				100% The Golden Hills Reg. Div. 15			
6584010	9411955 SW-31-24-24-4	6.92 Acres				CANAL RIGHT OF WAY	
						I Individual	
	NR LAND		E 167	WESTERN IRRIGATION DIST EXEMPT		Exempt Total:	198,400
				100% Alberta School Foundation Fund			
6585000	SW-31-24-24-4	48.58 Acres				East of Canal	
						I Individual	
	F LAND		T 1	FARMLAND		Taxable Total:	5,060
				100% Christ The Redeemer Reg. 3			
6586000	NE-32-24-24-4	139.74 Acres				I Individual	
	245046A RGE RD 244						
	F LAND & IMPROVEMENTS		T 1	FARMLAND			30,510
	R		T 103	RESIDENTIAL LAND & IMPROVEMENTS			709,390
						Taxable Total:	739,900



2019 Assessment Roll (Valuation Date 1-July, 2019) 2020 Taxation Year, Wheatland County

Assessment Year: 2019
Tax Year: 2020

Roll	Legal Address				Total
	R	E 901	RURAL RESIDENCE EXEMPTION (RAP)		92,310
		100%	Christ The Redeemer Reg. 3	Totals:	832,210
6586010	0410722 1 1 NE-32-24-24-4 12.77 Acres 245078 RGE RD 244			NE CORNER, N OF CANAL I Individual	
	F LAND & IMPROVEMENTS	T 1	FARMLAND		1,480
	R	T 103	RESIDENTIAL LAND & IMPROVEMENTS		827,620
				Taxable Total:	829,100
	R	E 901	RURAL RESIDENCE EXEMPTION (RAP)		1,480
		50%	The Golden Hills Reg. Div. 15	Totals:	830,580
		50%	Christ The Redeemer Reg. 3		
6586020	IRR348 RW RW 24 NE-32-24-24-4 7.50 Acres			CANAL IN LSD 16 P Provincial	
	NR LAND	E 167	WESTERN IRRIGATION DIST EXEMPT	Exempt Total:	75,000
		100%	Alberta School Foundation Fund		
6587000	NW-32-24-24-4 75.30 Acres			East Half C Corporation	
	F LAND	T 1	FARMLAND	Taxable Total:	11,820
		100%	Alberta School Foundation Fund		
6588000	NW-32-24-24-4 81.20 Acres			West Half I Individual	
	F LAND	T 1	FARMLAND	Taxable Total:	7,210
		100%	Alberta School Foundation Fund		
6590000	SE-32-24-24-4 147.72 Acres 245036 RGE RD 244			I Individual	
	F LAND & IMPROVEMENTS	T 1	FARMLAND		26,440
	R	T 103	RESIDENTIAL LAND & IMPROVEMENTS		384,810
				Taxable Total:	411,250
	R	E 901	RURAL RESIDENCE EXEMPTION (RAP)		26,440
	R	E 903	FARM BUILDING EXEMPT		18,740
		100%	Alberta School Foundation Fund	Exempt Total:	45,180
				Totals:	456,430
6590010	9311119 1 SE-32-24-24-4 3.00 Acres 245024 RGE RD 244			Central East Portion of LSD 1 I Individual	
	R LAND & IMPROVEMENTS	T 103	RESIDENTIAL LAND & IMPROVEMENTS	Taxable Total:	418,700
		100%	Alberta School Foundation Fund		



2019 Assessment Roll (Valuation Date 1-July, 2019) 2020 Taxation Year, Wheatland County

Assessment Year: 2019
Tax Year: 2020

Roll	Legal Address	Total
6590020	0714395 2 2 SE-32-24-24-4 2.99 Acres 245012 RGE RD 244	MID EAST SIDE LSD 1 I Individual
R	LAND & IMPROVEMENTS	T 103 RESIDENTIAL LAND & IMPROVEMENTS 100% Alberta School Foundation Fund
		Taxable Total: 455,900
6590030	0714395 2 1 SE-32-24-24-4 2.99 Acres 245018 RGE RD 244	N.E. CORNER LSD 1 I Individual
R	LAND & IMPROVEMENTS	T 103 RESIDENTIAL LAND & IMPROVEMENTS
R		E 903 FARM BUILDING EXEMPT
		100% Alberta School Foundation Fund
		Totals: 381,390
6590040	1311873 3 1 SE-32-24-24-4 3.30 Acres	SE PART LSD 1 I Individual
F	LAND	T 1 FARMLAND
		100% Alberta School Foundation Fund
		Taxable Total: 650
6591000	SW-32-24-24-4 80.00 Acres	West Half I Individual
F	LAND	T 1 FARMLAND
		100% Alberta School Foundation Fund
		Taxable Total: 6,650
6592000	SW-32-24-24-4 80.00 Acres	East Half C Corporation
F	LAND	T 1 FARMLAND
		100% Alberta School Foundation Fund
		Taxable Total: 6,580
6593000	NE-33-24-24-4 139.70 Acres	I Individual
F	LAND	T 1 FARMLAND
		100% Alberta School Foundation Fund
		Taxable Total: 32,070
6594000	NE-33-24-24-4 2.00 Acres 243029 TWP RD 250	Northwest Portion I Individual
R	LAND & IMPROVEMENTS	T 103 RESIDENTIAL LAND & IMPROVEMENTS
R		E 901 RURAL RESIDENCE EXEMPTION (RAP)
R		E 903 FARM BUILDING EXEMPT
		100% Alberta School Foundation Fund
		Exempt Total: 36,950
		Totals: 303,410
6595000	NW-33-24-24-4 90.00 Acres	North of Canal I Individual
F	LAND	T 1 FARMLAND
		Taxable Total: 15,850



2019 Assessment Roll (Valuation Date 1-July, 2019) 2020 Taxation Year, Wheatland County

Assessment Year: 2019
Tax Year: 2020

Roll	Legal Address				Total
100% Alberta School Foundation Fund					
6595010	IRR302 RW 24 N -33-24-24-4 86.75 Acres	CANAL IN SECTION 33 P Provincial			
	NR LAND	E 167 WESTERN IRRIGATION DIST EXEMPT 100% Alberta School Foundation Fund	Exempt Total:	162,780	
6596000	NW-33-24-24-4 25.73 Acres 245049 RGE RD 244	South of Canal I Individual			
	F LAND & IMPROVEMENTS	T 1 FARMLAND		3,890	
	R	T 103 RESIDENTIAL LAND & IMPROVEMENTS		565,760	
			Taxable Total:	569,650	
	R	E 901 RURAL RESIDENCE EXEMPTION (RAP)		61,540	
	R	E 903 FARM BUILDING EXEMPT 100% Alberta School Foundation Fund	Exempt Total:	59,000	
			Totals:	120,540	
				690,190	
6596010	0913173 2 1 NW-33-24-24-4 5.47 Acres 245057 RGE RD 244	NW part LSD 12 S of Canal I Individual			
	F LAND & IMPROVEMENTS	T 1 FARMLAND		380	
	R	T 103 RESIDENTIAL LAND & IMPROVEMENTS		510,520	
			Taxable Total:	510,900	
	R	E 901 RURAL RESIDENCE EXEMPTION (RAP)		380	
	R	E 903 FARM BUILDING EXEMPT 100% The Golden Hills Reg. Div. 15	Exempt Total:	11,740	
			Totals:	12,120	
				523,020	
6597000	SE-33-24-24-4 73.00 Acres	North of Canal I Individual			
	F LAND	T 1 FARMLAND 100% Alberta School Foundation Fund	Taxable Total:	9,200	
6598000	SE-33-24-24-4 53.80 Acres	South of Canal I Individual			
	F LAND	T 1 FARMLAND 100% Alberta School Foundation Fund	Taxable Total:	5,030	
6599000	8511145 A SW-33-24-24-4 159.07 Acres 245039 RGE RD 244	West of Cnl & S 131' of NW Qrt I Individual			
	F LAND & IMPROVEMENTS	T 1 FARMLAND		30,940	
	R	T 103 RESIDENTIAL LAND & IMPROVEMENTS		408,360	
			Taxable Total:	439,300	
	R	E 901 RURAL RESIDENCE EXEMPTION (RAP)		30,940	



2019 Assessment Roll (Valuation Date 1-July, 2019) 2020 Taxation Year, Wheatland County

Assessment Year: 2019
Tax Year: 2020

Roll	Legal Address	Total
	R E 903 FARM BUILDING EXEMPT 100% Christ The Redeemer Reg. 3	25,640
	Exempt Total:	56,580
	Totals:	495,880
6599010	0312035 1 1 W -33-24-24-4 1.92 Acres 245041 RGE RD 244	NW CORNER OF SW QUARTER I Individual
	R LAND & IMPROVEMENTS T 103 RESIDENTIAL LAND & IMPROVEMENTS 100% Alberta School Foundation Fund	Taxable Total: 478,800
6600000	SW-33-24-24-4 2.00 Acres	Northeast Corner I Individual
	F LAND T 1 FARMLAND 100% Alberta School Foundation Fund	Taxable Total: 210
6601000	NE-34-24-24-4 142.07 Acres	C Corporation
	F LAND T 1 FARMLAND 100% Alberta School Foundation Fund	Taxable Total: 34,690
6602000	NW-34-24-24-4 140.00 Acres	C Corporation
	F LAND T 1 FARMLAND 100% Alberta School Foundation Fund	Taxable Total: 21,780
6603000	SE-34-24-24-4 154.55 Acres	C Corporation
	F LAND T 1 FARMLAND 100% Alberta School Foundation Fund	Taxable Total: 33,890
6604000	SW-34-24-24-4 145.30 Acres	C Corporation
	F LAND T 1 FARMLAND 100% Alberta School Foundation Fund	Taxable Total: 29,660
6605000	NE-35-24-24-4 158.98 Acres	C Corporation
	F LAND T 1 FARMLAND 100% Alberta School Foundation Fund	Taxable Total: 13,920
6606000	NW-35-24-24-4 110.83 Acres	I Individual
	F LAND T 1 FARMLAND 100% Christ The Redeemer Reg. 3	Taxable Total: 22,370



2019 Assessment Roll (Valuation Date 1-July, 2019) 2020 Taxation Year, Wheatland County

Assessment Year: 2019
Tax Year: 2020

Roll	Legal Address	Total
6606010	0714775 1 1 NW-35-24-24-4 5.92 Acres 241069 TWP RD 250	N.E. Corner LSD 13 I Individual
R	LAND & IMPROVEMENTS	T 103 RESIDENTIAL LAND & IMPROVEMENTS 100% Alberta School Foundation Fund
		Taxable Total: 1,245,100
6606020	1312397 2 1 NW-35-24-24-4 10.91 Acres 245055 HWY 21	SW Corner LSD 12 I Individual
R	LAND & IMPROVEMENTS	T 103 RESIDENTIAL LAND & IMPROVEMENTS 100% Alberta School Foundation Fund
		Taxable Total: 668,900
6606030	1312397 2 2 NW-35-24-24-4 17.84 Acres 241079 TWP RD 250	NW Corner LSD 13 Audet Contracting Inc. I Individual
F	LAND & IMPROVEMENTS	T 1 FARMLAND 3,050
R		T 103 RESIDENTIAL LAND & IMPROVEMENTS 763,650
NR		T 105 NON-RESEIDENTIAL LAND & IMPROVEMENTS 101,800
		Taxable Total: 868,500
R		E 901 RURAL RESIDENCE EXEMPTION (RAP) 100% Alberta School Foundation Fund 3,050
		Totals: 871,550
6606500	1810339 A NW-35-24-24-4 2.93 Acres	CANAL RIGHT OF WAY I Individual
NR	LAND	E 167 WESTERN IRRIGATION DIST EXEMPT 100% Alberta School Foundation Fund
		Exempt Total: 3,130
6607000	SE-35-24-24-4 83.20 Acres	North Half C Corporation
F	LAND	T 1 FARMLAND 100% Alberta School Foundation Fund
		Taxable Total: 8,920
6608000	1224FC A SE-35-24-24-4 76.80 Acres	South Half I Individual
F	LAND	T 1 FARMLAND 100% Christ The Redeemer Reg. 3
		Taxable Total: 17,250
6609000	SW-35-24-24-4 152.37 Acres	I Individual
F	LAND	T 1 FARMLAND 100% Christ The Redeemer Reg. 3
		Taxable Total: 30,690
6609010	0810358 1 1 SW-35-24-24-4 4.95 Acres 245003 HWY 21	PART OF SW CORNER I Individual
R	LAND & IMPROVEMENTS	T 103 RESIDENTIAL LAND & IMPROVEMENTS
		Taxable Total: 365,900



2019 Assessment Roll (Valuation Date 1-July, 2019) 2020 Taxation Year, Wheatland County

Assessment Year: 2019
Tax Year: 2020

Roll	Legal Address										Total
	100% Alberta School Foundation Fund										
6610000	NE-36-24-24-4		154.51 Acres								
					C Corporation						
	F	LAND			T	1	FARMLAND			Taxable Total:	38,460
	100% Alberta School Foundation Fund										
6611000	NW-36-24-24-4		153.80 Acres								
					C Corporation						
	F	LAND			T	1	FARMLAND			Taxable Total:	34,390
	100% Alberta School Foundation Fund										
6611010	NW-36-24-24-4		0.10 Acres							N.E. CORNER LSD 11 P Provincial	
	NR	LAND			E	167	WESTERN IRRIGATION DIST EXEMPT			Exempt Total:	12,100
	100% Alberta School Foundation Fund										
6612000	SE-36-24-24-4		154.10 Acres							C Corporation	
	245036 RGE RD 240										
	F	LAND & IMPROVEMENTS			T	1	FARMLAND				35,230
	R				T	103	RESIDENTIAL LAND & IMPROVEMENTS				306,720
							Taxable Total:				341,950
	R				E	901	RURAL RESIDENCE EXEMPTION (RAP)				61,540
	R				E	903	FARM BUILDING EXEMPT				7,170
					100% Alberta School Foundation Fund					Exempt Total:	68,710
										Totals:	410,660
6612010	IRR271 RW 24	AL-36-24-24-4	15.55 Acres							LSD 14,10,7,8,1 P Provincial	
	NR	LAND			E	167	WESTERN IRRIGATION DIST EXEMPT			Exempt Total:	74,510
	100% Alberta School Foundation Fund										
6613000	SW-36-24-24-4		160.00 Acres							C Corporation	
	F	LAND			T	1	FARMLAND			Taxable Total:	25,260
	100% Alberta School Foundation Fund										
6630000	NE-1-25-24-4		160.00 Acres							I Individual	
	F	LAND			T	1	FARMLAND			Taxable Total:	39,530
	100% Alberta School Foundation Fund										
6631000	NW-1-25-24-4		160.00 Acres							I Individual	



2019 Assessment Roll (Valuation Date 1-July, 2019) 2020 Taxation Year, Wheatland County

Assessment Year: 2019
Tax Year: 2020

Roll	Legal Address					Total
	F	LAND	T	1	FARMLAND	
					100% Alberta School Foundation Fund	Taxable Total: 38,720
6632000	SE-1-25-24-4	79.19 Acres				S1/2 of SE
	240036 TWP RD 250					I Individual
	F	LAND & IMPROVEMENTS	T	1	FARMLAND	18,970
	R		T	103	RESIDENTIAL LAND & IMPROVEMENTS	286,030
						Taxable Total: 305,000
	R		E	901	RURAL RESIDENCE EXEMPTION (RAP)	30,770
					100% Alberta School Foundation Fund	Totals: 335,770
6633000	SE-1-25-24-4	80.00 Acres				North Half
						I Individual
	F	LAND	T	1	FARMLAND	Taxable Total: 19,720
					100% Alberta School Foundation Fund	
6634000	SW-1-25-24-4	80.00 Acres				North Half
						C Corporation
	F	LAND	T	1	FARMLAND	Taxable Total: 20,380
					100% Alberta School Foundation Fund	
6635000	SW-1-25-24-4	66.08 Acres				South Half
						I Individual
	F	LAND	T	1	FARMLAND	Taxable Total: 16,260
					100% Alberta School Foundation Fund	
6635010	SW-1-25-24-4	8.08 Acres				Southwest Corner
	250005 RGE RD 241					I Individual
	F	LAND & IMPROVEMENTS	T	1	FARMLAND	690
	R		T	103	RESIDENTIAL LAND & IMPROVEMENTS	691,510
						Taxable Total: 692,200
	R		E	901	RURAL RESIDENCE EXEMPTION (RAP)	690
					100% Alberta School Foundation Fund	Totals: 692,890
6636000	NE-2-25-24-4	160.00 Acres				C Corporation
	F	LAND	T	1	FARMLAND	Taxable Total: 34,910
					100% Alberta School Foundation Fund	
6637000	NW-2-25-24-4	156.06 Acres				C Corporation
	F	LAND	T	1	FARMLAND	Taxable Total: 26,630
					100% Alberta School Foundation Fund	



2019 Assessment Roll (Valuation Date 1-July, 2019) 2020 Taxation Year, Wheatland County

Assessment Year: 2019
Tax Year: 2020

Roll	Legal Address					Total
6638000	SE-2-25-24-4	148.03 Acres			C Corporation	
	F LAND		T 1 FARMLAND		Taxable Total:	25,500
			100% Alberta School Foundation Fund			
6639000	SW-2-25-24-4	152.42 Acres			C Corporation	
	F LAND		T 1 FARMLAND		Taxable Total:	37,340
			100% Alberta School Foundation Fund			
6640000	NE-3-25-24-4	153.15 Acres			I Individual	
	F LAND		T 1 FARMLAND		Taxable Total:	38,700
			100% Alberta School Foundation Fund			
6640010	NE-3-25-24-4	2.67 Acres			Canal Right-of-Way	
					I Individual	
	NR LAND		E 167 WESTERN IRRIGATION DIST EXEMPT		Exempt Total:	133,070
			100% Alberta School Foundation Fund			
6641000	NW-3-25-24-4	85.23 Acres			Northeast of Canal	
					I Individual	
	F LAND		T 1 FARMLAND		Taxable Total:	18,350
			100% Christ The Redeemer Reg. 3			
6642000	NW-3-25-24-4	64.78 Acres			Southeast of Canal	
					I Individual	
	F LAND		T 1 FARMLAND		Taxable Total:	8,930
			100% Christ The Redeemer Reg. 3			
6643000	SE-3-25-24-4	146.29 Acres			C Corporation	
	F LAND		T 1 FARMLAND		Taxable Total:	34,930
			100% Alberta School Foundation Fund			
6643010	SE-3-25-24-4	9.20 Acres			Canal Right-of-Way	
					I Individual	
	NR LAND		E 167 WESTERN IRRIGATION DIST EXEMPT		Exempt Total:	202,000
			100% Alberta School Foundation Fund			
6644000	SW-3-25-24-4	152.80 Acres			I Individual	
	F LAND		T 1 FARMLAND		Taxable Total:	27,000



2019 Assessment Roll (Valuation Date 1-July, 2019) 2020 Taxation Year, Wheatland County

Assessment Year: 2019
Tax Year: 2020

Roll	Legal Address							Total
100% Christ The Redeemer Reg. 3								
6644010	8410859 RW25	NE-9-25-24-4	19.50 Acres				Canal rw25 (sw-3,ne-9,sw-10) I Individual	
	NR	LAND		E 167	WESTERN IRRIGATION DIST EXEMPT		Exempt Total:	20,800
100% Alberta School Foundation Fund								
6645000	NE-4-25-24-4		160.00 Acres				I Individual	
	F	LAND		T 1	FARMLAND		Taxable Total:	27,920
100% Alberta School Foundation Fund								
6646000	NW-4-25-24-4		137.44 Acres				I Individual	
	F	LAND		T 1	FARMLAND		Taxable Total:	29,040
100% Alberta School Foundation Fund								
6647000	SE-4-25-24-4		160.00 Acres				I Individual	
	243032 TWP RD 250							
	F	LAND & IMPROVEMENTS		T 1	FARMLAND			39,160
	R			T 103	RESIDENTIAL LAND & IMPROVEMENTS			325,840
							Taxable Total:	365,000
	R			E 901	RURAL RESIDENCE EXEMPTION (RAP)			61,540
	R			E 903	FARM BUILDING EXEMPT			8,380
				100% Alberta School Foundation Fund			Exempt Total:	69,920
							Totals:	434,920
6648000	SW-4-25-24-4		138.60 Acres				I Individual	
	F	LAND		T 1	FARMLAND		Taxable Total:	21,080
100% Alberta School Foundation Fund								
6649000	NE-5-25-24-4		152.25 Acres				I Individual	
	F	LAND		T 1	FARMLAND		Taxable Total:	23,410
100% Alberta School Foundation Fund								
6649010	9910413 1	NE-5-25-24-4	3.00 Acres				SOUTHEAST CORNER I Individual	
	F	LAND		T 1	FARMLAND		Taxable Total:	340
100% Alberta School Foundation Fund								
6650000	NW-5-25-24-4		157.00 Acres				I Individual	



2019 Assessment Roll (Valuation Date 1-July, 2019) 2020 Taxation Year, Wheatland County

Assessment Year: 2019
Tax Year: 2020

Roll	Legal Address				Total
	F LAND	T 1 FARMLAND	Taxable Total:	24,830	
		100% Alberta School Foundation Fund			
6650010	9511236 1 NW-5-25-24-4 3.00 Acres 250079 RGE RD 245		Northwest Corner I Individual		
	R LAND & IMPROVEMENTS	T 103 RESIDENTIAL LAND & IMPROVEMENTS	Taxable Total:	418,200	
		100% Alberta School Foundation Fund			
6651000	SE-5-25-24-4 110.39 Acres		I Individual		
	F LAND	T 1 FARMLAND	Taxable Total:	17,840	
		100% Alberta School Foundation Fund			
6651005	IRR350 RW 25 E -5-25-24-4 12.57 Acres		7.82Ac SE & 4.75Ac NE P Provincial		
	NR LAND	E 167 WESTERN IRRIGATION DIST EXEMPT	Exempt Total:	224,990	
		100% Alberta School Foundation Fund			
6651010	8911972 1 SE-5-25-24-4 27.02 Acres 244002 TWP RD 250		South Half LSD 1 & 2 E of Canl I Individual		
	F LAND & IMPROVEMENTS	T 1 FARMLAND		2,000	
	R	T 103 RESIDENTIAL LAND & IMPROVEMENTS		214,000	
			Taxable Total:	216,000	
	R	E 901 RURAL RESIDENCE EXEMPTION (RAP)		28,600	
	R	E 903 FARM BUILDING EXEMPT		3,030	
		100% Alberta School Foundation Fund	Exempt Total:	31,630	
			Totals:	247,630	
6651020	8911972 1 SE-5-25-24-4 9.34 Acres		South of Canal I Individual		
	F LAND	T 1 FARMLAND	Taxable Total:	1,350	
		100% Alberta School Foundation Fund			
6651030	0811030 2 2 SE-5-25-24-4 5.49 Acres		North East Corner I Individual		
	F LAND	T 1 FARMLAND	Taxable Total:	620	
		100% Alberta School Foundation Fund			
6652000	SW-5-25-24-4 129.33 Acres		North of Canal I Individual		
	F LAND	T 1 FARMLAND	Taxable Total:	20,740	
		100% Alberta School Foundation Fund			



2019 Assessment Roll (Valuation Date 1-July, 2019) 2020 Taxation Year, Wheatland County

Assessment Year: 2019
Tax Year: 2020

Roll	Legal Address	Total
6652005	SW-5-25-24-4 5.86 Acres 250003 RGE RD 245	Southwest Corner I Individual
R	LAND & IMPROVEMENTS	T 103 RESIDENTIAL LAND & IMPROVEMENTS 100% Alberta School Foundation Fund
		Taxable Total: 610,600
6652010	8911972 2 SW-5-25-24-4 7.41 Acres 244044 TWP RD 250	Southeast Corner I Individual
R	LAND & IMPROVEMENTS	T 103 RESIDENTIAL LAND & IMPROVEMENTS 100% Alberta School Foundation Fund
		Taxable Total: 1,112,900
6652020	9212527 3 SW-5-25-24-4 3.00 Acres 250011 RGE RD 245	Central East Portion LSD 4 I Individual
R	LAND & IMPROVEMENTS	T 103 RESIDENTIAL LAND & IMPROVEMENTS 100% Alberta School Foundation Fund
		Taxable Total: 765,300
6652030	9211451 SW-5-25-24-4 0.67 Acres	Central South Portion of LSD 4 I Individual
NR	LAND	E 167 WESTERN IRRIGATION DIST EXEMPT 100% Alberta School Foundation Fund
		Exempt Total: 80,370
6652500	IRR1144 RW 25 SE-6-25-24-4 29.70 Acres	13.55a SW sec5; 16.15a SE sec6 P Provincial
NR	LAND	E 167 WESTERN IRRIGATION DIST EXEMPT 100% Alberta School Foundation Fund
		Exempt Total: 191,810
6653000	0410524 2 2 E -6-25-24-4 160.03 Acres	S 92.95a of NE & N 67.08a of S I Individual
F	LAND	T 1 FARMLAND 100% Alberta School Foundation Fund
		Taxable Total: 25,480
6654000	NW-6-25-24-4 108.98 Acres	North of Canal I Individual
F	LAND	T 1 FARMLAND 100% Alberta School Foundation Fund
		Taxable Total: 9,900
6654010	IRR369 RW 25 W -6-25-24-4 16.30 Acres	14.5a NW & 1.8a SW P Provincial
NR	LAND	E 167 WESTERN IRRIGATION DIST EXEMPT 100% Alberta School Foundation Fund
		Exempt Total: 105,270
6655000	1312546 2 1 NW-6-25-24-4 10.00 Acres 250053 RGE RD 250	N Ptn of LSD 12 S of Canal I Individual
F	LAND & IMPROVEMENTS	T 1 FARMLAND
		580



2019 Assessment Roll (Valuation Date 1-July, 2019) 2020 Taxation Year, Wheatland County

Assessment Year: 2019
Tax Year: 2020

Roll	Legal Address				Total
	R	T 103	RESIDENTIAL LAND & IMPROVEMENTS		562,620
				Taxable Total:	563,200
	R	E 901	RURAL RESIDENCE EXEMPTION (RAP)		580
		100%	Alberta School Foundation Fund	Totals:	563,780
6655002	1312546 2 2 NW-6-25-24-4 10.00 Acres			Central portion LSD 12 C Corporation	
	R LAND	T 104	RESIDENTIAL VACANT LAND	Taxable Total:	232,500
		60%	The Golden Hills Reg. Div. 15		
		40%	Christ The Redeemer Reg. 3		
6655010	0712738 1 1 NW-6-25-24-4 15.54 Acres 250043 RGE RD 250			South Ptn of LSD 12 and 11 I Individual	
	F LAND & IMPROVEMENTS	T 1	FARMLAND		1,040
	R	T 103	RESIDENTIAL LAND & IMPROVEMENTS		440,660
				Taxable Total:	441,700
	R	E 901	RURAL RESIDENCE EXEMPTION (RAP)		1,040
	R	E 903	FARM BUILDING EXEMPT		45,160
		100%	Alberta School Foundation Fund	Exempt Total:	46,200
				Totals:	487,900
6656000	0410524 2 1 SE-6-25-24-4 4.56 Acres 250018 RGE RD 245			NE of Canal I Individual	
	R LAND & IMPROVEMENTS	T 103	RESIDENTIAL LAND & IMPROVEMENTS	Taxable Total:	752,000
		100%	Alberta School Foundation Fund		
6657000	SE-6-25-24-4 71.35 Acres 245036 TWP RD 250			South of Canal I Individual	
	F LAND & IMPROVEMENTS	T 1	FARMLAND		7,150
	R	T 103	RESIDENTIAL LAND & IMPROVEMENTS		416,590
				Taxable Total:	423,740
	R	E 901	RURAL RESIDENCE EXEMPTION (RAP)		7,150
	R	E 903	FARM BUILDING EXEMPT		4,950
		100%	Alberta School Foundation Fund	Exempt Total:	12,100
				Totals:	435,840
6658000	SW-6-25-24-4 151.91 Acres 250023A RGE RD 250			C Corporation	
	F LAND & IMPROVEMENTS	T 1	FARMLAND		23,990
	R	T 103	RESIDENTIAL LAND & IMPROVEMENTS		614,240
				Taxable Total:	638,230
	R	E 901	RURAL RESIDENCE EXEMPTION (RAP)		24,260
	R	E 903	FARM BUILDING EXEMPT		113,940



2019 Assessment Roll (Valuation Date 1-July, 2019) 2020 Taxation Year, Wheatland County

Assessment Year: 2019
Tax Year: 2020

Roll	Legal Address				Total
		100% Alberta School Foundation Fund	Exempt Total:	138,200	
			Totals:	776,430	
6658010	9011032 1 SW-6-25-24-4 3.00 Acres 250037 RGE RD 250		Northwest Corner I Individual		
	R LAND & IMPROVEMENTS	T 103 RESIDENTIAL LAND & IMPROVEMENTS 100% Alberta School Foundation Fund	Taxable Total:	300,900	
6658020	1910652 1 2 SW-6-25-24-4 3.29 Acres		SW corner of LSD 3 C Corporation		
	F LAND	T 1 FARMLAND 100% Alberta School Foundation Fund	Taxable Total:	270	
6659000	NE-7-25-24-4 160.00 Acres		I Individual		
	F LAND	T 1 FARMLAND 100% Christ The Redeemer Reg. 3	Taxable Total:	11,260	
6660000	NW-7-25-24-4 160.00 Acres 251083A RGE RD 250		I Individual		
	F LAND & IMPROVEMENTS	T 1 FARMLAND		19,530	
	R	T 103 RESIDENTIAL LAND & IMPROVEMENTS		613,320	
			Taxable Total:	632,850	
	R	E 901 RURAL RESIDENCE EXEMPTION (RAP)		19,530	
	R	E 903 FARM BUILDING EXEMPT 100% Alberta School Foundation Fund		16,950	
			Exempt Total:	36,480	
			Totals:	669,330	
6661000	0410525 3 1 SE-7-25-24-4 222.88 Acres		SE 7 156.41ac NE 6 66.48ac I Individual		
	F LAND	T 1 FARMLAND	Taxable Total:	34,280	
		100% Alberta School Foundation Fund			
6661010	9311402 1 SE-7-25-24-4 3.00 Acres 251036 RGE RD 245		Northeast Corner I Individual		
	R LAND & IMPROVEMENTS	T 103 RESIDENTIAL LAND & IMPROVEMENTS 100% Alberta School Foundation Fund	Taxable Total:	418,800	
6662000	SW-7-25-24-4 159.96 Acres 251013 RGE RD 250		BioCan Composting Facility (GFL) I Individual		
	F LAND & IMPROVEMENTS	T 1 FARMLAND		14,520	
	R	T 103 RESIDENTIAL LAND & IMPROVEMENTS		303,760	
	NR	T 105 NON-RESEIDENTIAL LAND & IMPROVEMENTS		527,930	
			Taxable Total:	846,210	



2019 Assessment Roll (Valuation Date 1-July, 2019) 2020 Taxation Year, Wheatland County

Assessment Year: 2019
Tax Year: 2020

Roll	Legal Address				Total
	R		E 901	RURAL RESIDENCE EXEMPTION (RAP)	61,540
			100%	Alberta School Foundation Fund	Totals: 907,750
6663000	NE-8-25-24-4	145.79 Acres			
			I	Individual	
	F LAND		T 1	FARMLAND	Taxable Total: 18,140
			100%	Alberta School Foundation Fund	
6664000	1611883 2 1 N-8-25-24-4	10.45 Acres			
	244047 TWP RD 252			SOUTHWEST OF SPILLWAY	
			I	Individual	
	F LAND & IMPROVEMENTS		T 1	FARMLAND	640
	R		T 103	RESIDENTIAL LAND & IMPROVEMENTS	438,960
				Taxable Total:	439,600
	R		E 901	RURAL RESIDENCE EXEMPTION (RAP)	640
			100%	Alberta School Foundation Fund	Totals: 440,240
6665000	NE-8-25-24-4	2.10 Acres			
	244041 TWP RD 252			Northwest Corner	
			I	Individual	
	R LAND & IMPROVEMENTS		T 103	RESIDENTIAL LAND & IMPROVEMENTS	Taxable Total: 452,800
			100%	Alberta School Foundation Fund	
6666000	NW-8-25-24-4	149.45 Acres			
	251053 RGE RD 245			I Individual	
	F LAND & IMPROVEMENTS		T 1	FARMLAND	16,050
	R		T 103	RESIDENTIAL LAND & IMPROVEMENTS	443,730
				Taxable Total:	459,780
	R		E 901	RURAL RESIDENCE EXEMPTION (RAP)	30,770
			100%	Alberta School Foundation Fund	Totals: 490,550
6666010	9711081 1 NW-8-25-24-4	3.39 Acres			
	244043 TWP RD 252			Northeast Corner	
			I	Individual	
	R LAND & IMPROVEMENTS		T 103	RESIDENTIAL LAND & IMPROVEMENTS	Taxable Total: 486,000
			50%	The Golden Hills Reg. Div. 15	
			50%	Christ The Redeemer Reg. 3	
6667000	NW-8-25-24-4	0.44 Acres			
				Southeast Corner LSD 14	
			I	Individual	
	R LAND		T 104	RESIDENTIAL VACANT LAND	Taxable Total: 500
			100%	Alberta School Foundation Fund	
6668000	IRR261 OT SE-8-25-24-4	92.32 Acres			
				Northeast of Canal	
			I	Individual	
	F LAND		T 1	FARMLAND	Taxable Total: 7,940



2019 Assessment Roll (Valuation Date 1-July, 2019) 2020 Taxation Year, Wheatland County

Assessment Year: 2019
Tax Year: 2020

Roll	Legal Address										Total
	100% Alberta School Foundation Fund										
6669000	SE-8-25-24-4		58.10 Acres							Southwest of Canal I Individual	
	F	LAND		T	1	FARMLAND				Taxable Total:	4,970
	100% Alberta School Foundation Fund										
6670000	SW-8-25-24-4		147.80 Acres							I Individual	
	F	LAND		T	1	FARMLAND				Taxable Total:	9,910
	100% Alberta School Foundation Fund										
6670010	9712477 1	SW-8-25-24-4	12.21 Acres							SOUTHWEST CORNER I Individual	
	F	LAND & IMPROVEMENTS		T	1	FARMLAND				800	
	R			T	103	RESIDENTIAL LAND & IMPROVEMENTS				438,650	
						Taxable Total:				439,450	
	R			E	901	RURAL RESIDENCE EXEMPTION (RAP)				800	
	R			E	903	FARM BUILDING EXEMPT				24,850	
						50% The Golden Hills Reg. Div. 15				Exempt Total:	25,650
						50% Christ The Redeemer Reg. 3				Totals:	465,100
6671000	NE-9-25-24-4		141.32 Acres							I Individual	
	F	LAND		T	1	FARMLAND				Taxable Total:	31,090
	100% Christ The Redeemer Reg. 3										
6671010	9511489 1	N -9-25-24-4	6.01 Acres							NE Crnr of NW & NW Crnr of NE I Individual	
	F	LAND & IMPROVEMENTS		T	1	FARMLAND				480	
	R			T	103	RESIDENTIAL LAND & IMPROVEMENTS				456,900	
						Taxable Total:				457,380	
	R			E	901	RURAL RESIDENCE EXEMPTION (RAP)				480	
	R			E	903	FARM BUILDING EXEMPT				9,720	
						100% Alberta School Foundation Fund				Exempt Total:	10,200
										Totals:	467,580
6671020	1210272 2 1	NE-9-25-24-4	5.00 Acres							S.E. CORNER I Individual	
	F	LAND & IMPROVEMENTS		T	1	FARMLAND				490	
	R			T	103	RESIDENTIAL LAND & IMPROVEMENTS				396,010	
						Taxable Total:				396,500	
	R			E	901	RURAL RESIDENCE EXEMPTION (RAP)				490	



2019 Assessment Roll (Valuation Date 1-July, 2019) 2020 Taxation Year, Wheatland County

Assessment Year: 2019
Tax Year: 2020

Roll	Legal Address					Total
			50% The Golden Hills Reg. Div. 15		Totals:	396,990
			50% Christ The Redeemer Reg. 3			
6672000	NW-9-25-24-4	139.51 Acres			I Individual	
	F LAND		T 1 FARMLAND		Taxable Total:	13,130
			100% Christ The Redeemer Reg. 3			
6672010	9512206 1 NW-9-25-24-4	11.42 Acres			Southwest Corner I Individual	
	R LAND		T 104 RESIDENTIAL VACANT LAND		Taxable Total:	152,800
			100% Alberta School Foundation Fund			
6672020	9512206 2 NW-9-25-24-4	4.72 Acres			Southwest Corner East of Canal I Individual	
	251045 RGE RD 244					
	F LAND & IMPROVEMENTS		T 1 FARMLAND			180
	R		T 103 RESIDENTIAL LAND & IMPROVEMENTS			343,520
					Taxable Total:	343,700
	R		E 901 RURAL RESIDENCE EXEMPTION (RAP)			180
			100% Alberta School Foundation Fund		Totals:	343,880
6673000	SE-9-25-24-4	151.90 Acres			I Individual	
	F LAND		T 1 FARMLAND		Taxable Total:	32,380
			100% Alberta School Foundation Fund			
6673010	SE-9-24-24-4	8.10 Acres			P Provincial	
	NR LAND		E 167 WESTERN IRRIGATION DIST EXEMPT		Exempt Total:	191,000
			100% Alberta School Foundation Fund			
6674000	SW-9-25-24-4	140.30 Acres			I Individual	
	251001 RGE RD 244					
	F LAND & IMPROVEMENTS		T 1 FARMLAND			11,090
	R		T 103 RESIDENTIAL LAND & IMPROVEMENTS			311,870
					Taxable Total:	322,960
	R		E 901 RURAL RESIDENCE EXEMPTION (RAP)			61,540
	R		E 903 FARM BUILDING EXEMPT			4,210
			100% Alberta School Foundation Fund		Exempt Total:	65,750
					Totals:	388,710
6675000	NE-10-25-24-4	153.20 Acres			I Individual	



2019 Assessment Roll (Valuation Date 1-July, 2019) 2020 Taxation Year, Wheatland County

Assessment Year: 2019
Tax Year: 2020

Roll	Legal Address				Total
	F LAND	T 1	FARMLAND	Taxable Total:	35,390
			100% Alberta School Foundation Fund		
6675010	9412502 1 NE-10-25-24-4 3.15 Acres 251062 HWY 21			Central East Portion I Individual	
	R LAND & IMPROVEMENTS	T 103	RESIDENTIAL LAND & IMPROVEMENTS	Taxable Total:	496,000
			100% Alberta School Foundation Fund		
6676000	NW-10-25-24-4 157.00 Acres 242079 TWP RD 252			I Individual	
	F LAND & IMPROVEMENTS	T 1	FARMLAND		30,970
	R	T 103	RESIDENTIAL LAND & IMPROVEMENTS		286,760
				Taxable Total:	317,730
	R	E 901	RURAL RESIDENCE EXEMPTION (RAP)		61,540
			100% Christ The Redeemer Reg. 3	Totals:	379,270
6676010	9812502 1 NW-10-25-24-4 3.00 Acres 251077 RGE RD 243			S 210' OF NORTHWEST CORNER I Individual	
	R LAND & IMPROVEMENTS	T 103	RESIDENTIAL LAND & IMPROVEMENTS		509,980
	R	E 901	RURAL RESIDENCE EXEMPTION (RAP)		30,420
	R	E 903	FARM BUILDING EXEMPT		8,600
			100% Christ The Redeemer Reg. 3	Exempt Total:	39,020
				Totals:	549,000
6677000	SE-10-25-24-4 149.88 Acres			C Corporation	
	F LAND	T 1	FARMLAND	Taxable Total:	24,980
			100% Alberta School Foundation Fund		
6677010	8910306 1 SE-10-25-24-4 6.28 Acres 251028 HWY 21			Southeast Portion LSD 8 I Individual	
	F LAND & IMPROVEMENTS	T 1	FARMLAND		280
	R	T 103	RESIDENTIAL LAND & IMPROVEMENTS		398,220
				Taxable Total:	398,500
	R	E 901	RURAL RESIDENCE EXEMPTION (RAP)		280
			100% Alberta School Foundation Fund	Totals:	398,780
6678000	SW-10-25-24-4 157.20 Acres			I Individual	
	F LAND	T 1	FARMLAND	Taxable Total:	39,540
			100% Christ The Redeemer Reg. 3		



2019 Assessment Roll (Valuation Date 1-July, 2019) 2020 Taxation Year, Wheatland County

Assessment Year: 2019
Tax Year: 2020

Roll	Legal Address	Total
6679000	NE-11-25-24-4 160.00 Acres 241001 TWP RD 252	I Individual
	F LAND & IMPROVEMENTS T 1 FARMLAND	38,250
	R T 103 RESIDENTIAL LAND & IMPROVEMENTS	350,250
		Taxable Total: 388,500
	R E 901 RURAL RESIDENCE EXEMPTION (RAP)	38,250
	100% Alberta School Foundation Fund	Totals: 426,750
6680000	NW-11-25-24-4 149.64 Acres	I Individual
	F LAND T 1 FARMLAND	Taxable Total: 34,600
	100% Alberta School Foundation Fund	
6680010	0111460 1 NW-11-25-24-4 5.89 Acres 241045 TWP RD 252	NORTHEAST CORNER I Individual
	F LAND & IMPROVEMENTS T 1 FARMLAND	390
	R T 103 RESIDENTIAL LAND & IMPROVEMENTS	757,510
		Taxable Total: 757,900
	R E 901 RURAL RESIDENCE EXEMPTION (RAP)	390
	R E 903 FARM BUILDING EXEMPT	30,090
	100% Alberta School Foundation Fund	Exempt Total: 30,480
		Totals: 788,380
6681000	SE-11-25-24-4 160.00 Acres	I Individual
	F LAND T 1 FARMLAND	Taxable Total: 38,050
	100% Alberta School Foundation Fund	
6682000	SW-11-25-24-4 149.44 Acres	I Individual
	F LAND T 1 FARMLAND	Taxable Total: 27,560
	100% Alberta School Foundation Fund	
6682010	8910307 1 SW-11-25-24-4 6.28 Acres	Northwest Corner I Individual
	F LAND T 1 FARMLAND	Taxable Total: 980
	100% Alberta School Foundation Fund	
6683000	NE-12-25-24-4 143.14 Acres	I Individual
	F LAND T 1 FARMLAND	Taxable Total: 25,560
	100% Christ The Redeemer Reg. 3	



2019 Assessment Roll (Valuation Date 1-July, 2019) 2020 Taxation Year, Wheatland County

Assessment Year: 2019
Tax Year: 2020

Roll	Legal Address	Total
6683010	0714770 1 1 NE-12-25-24-4 5.86 Acres 240039 TWP RD 252	N.W. Corner LSD 15 I Individual
	R LAND & IMPROVEMENTS T 103 RESIDENTIAL LAND & IMPROVEMENTS	577,320
	R E 901 RURAL RESIDENCE EXEMPTION (RAP)	25,560
	R E 903 FARM BUILDING EXEMPT	57,520
	100% Christ The Redeemer Reg. 3	Exempt Total: 83,080
		Totals: 660,400
6684000	NW-12-25-24-4 160.00 Acres 240081 TWP RD 252	I Individual
	F LAND & IMPROVEMENTS T 1 FARMLAND	37,390
	R T 103 RESIDENTIAL LAND & IMPROVEMENTS	433,610
		Taxable Total: 471,000
	R E 901 RURAL RESIDENCE EXEMPTION (RAP)	37,390
	100% Alberta School Foundation Fund	Totals: 508,390
6685000	SE-12-25-24-4 158.10 Acres	I Individual
	F LAND T 1 FARMLAND	Taxable Total: 37,270
	100% Alberta School Foundation Fund	
6686000	SW-12-25-24-4 160.00 Acres	C Corporation
	F LAND T 1 FARMLAND	Taxable Total: 38,040
	100% Alberta School Foundation Fund	
6687000	NE-13-25-24-4 160.00 Acres	I Individual
	F LAND T 1 FARMLAND	Taxable Total: 38,100
	100% Alberta School Foundation Fund	
6688000	NW-13-25-24-4 154.20 Acres	I Individual
	F LAND T 1 FARMLAND	Taxable Total: 25,750
	100% Alberta School Foundation Fund	
6689000	SE-13-25-24-4 158.53 Acres 252040 RGE RD 240	I Individual
	F LAND & IMPROVEMENTS T 1 FARMLAND	29,370
	R T 103 RESIDENTIAL LAND & IMPROVEMENTS	342,660
		Taxable Total: 372,030
	R E 901 RURAL RESIDENCE EXEMPTION (RAP)	61,540
		Totals: 433,570



2019 Assessment Roll (Valuation Date 1-July, 2019) 2020 Taxation Year, Wheatland County

Assessment Year: 2019
Tax Year: 2020

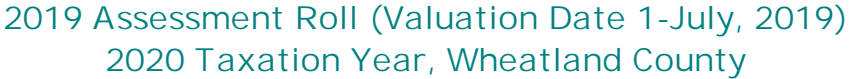
Roll	Legal Address	100% Alberta School Foundation Fund				Total
6690000	SW-13-25-24-4	153.10 Acres				
			I Individual			
	F LAND		T 1 FARMLAND	Taxable Total:		30,420
			100% Alberta School Foundation Fund			
6691000	NE-14-25-24-4	148.55 Acres				
			I Individual			
	F LAND		T 1 FARMLAND	Taxable Total:		32,140
			100% Alberta School Foundation Fund			
6692000	NE-14-25-24-4	4.78 Acres				
			Northwest Corner			
			I Individual			
	F LAND		T 1 FARMLAND	Taxable Total:		690
			100% Alberta School Foundation Fund			
6693000	NE-14-25-24-4	1.20 Acres				
			Northeast Corner			
			I Individual			
	F LAND		T 1 FARMLAND	Taxable Total:		190
			100% Alberta School Foundation Fund			
6694000	NW-14-25-24-4	125.12 Acres				
			Northwest of Canal			
			I Individual			
	F LAND		T 1 FARMLAND	Taxable Total:		22,530
			100% Alberta School Foundation Fund			
6695000	NW-14-25-24-4	22.88 Acres				
			Southeast of Canal			
			I Individual			
	F LAND		T 1 FARMLAND	Taxable Total:		4,490
			100% Alberta School Foundation Fund			
6696000	OT-14-25-24-4	0.92 Acres				
			WNW road allowance			
			I Individual			
	R LAND		T 104 RESIDENTIAL VACANT LAND	Taxable Total:		4,600
			100% Alberta School Foundation Fund			
6697000	SE-14-25-24-4	154.00 Acres				
			I Individual			
	F LAND		T 1 FARMLAND	Taxable Total:		38,030
			100% Alberta School Foundation Fund			
6697010	0213030 1 1 SE-14-25-24-4 2.99 Acres 241040 TWP RD 252					
			SOUTHWEST CORNER			
			I Individual			
	R LAND & IMPROVEMENTS		T 103 RESIDENTIAL LAND & IMPROVEMENTS	Taxable Total:		593,400



2019 Assessment Roll (Valuation Date 1-July, 2019) 2020 Taxation Year, Wheatland County

Assessment Year: 2019
Tax Year: 2020

Roll	Legal Address					Total
6697020	0712660 2 1 SE-14-25-24-4 2.99 Acres		100% Alberta School Foundation Fund			
	252040 RGE RD 241		NE corner LSD 8			
			I Individual			
	R	LAND & IMPROVEMENTS	T	103	RESIDENTIAL LAND & IMPROVEMENTS	Taxable Total: 629,000
6698000	SW-14-25-24-4 127.29 Acres		100% Alberta School Foundation Fund			
	252007 HWY 21		South of Canal			
			I Individual			
	F	LAND & IMPROVEMENTS	T	1	FARMLAND	25,510
	R		T	103	RESIDENTIAL LAND & IMPROVEMENTS	297,560
					Taxable Total: 323,070	
	R		E	901	RURAL RESIDENCE EXEMPTION (RAP)	61,540
				100% Alberta School Foundation Fund		Totals: 384,610
6699000	SW-14-25-24-4 21.67 Acres					
			North of Canal			
			I Individual			
	F	LAND	T	1	FARMLAND	Taxable Total: 2,240
6700000	NE-15-25-24-4 129.92 Acres		100% Alberta School Foundation Fund			
			West of canal			
			I Individual			
	F	LAND	T	1	FARMLAND	Taxable Total: 29,480
6701000	NE-15-25-24-4 8.56 Acres		100% Alberta School Foundation Fund			
	253002A HWY 21		Northeast Corner			
			I Individual			
	F	LAND & IMPROVEMENTS	T	1	FARMLAND	760
	R		T	103	RESIDENTIAL LAND & IMPROVEMENTS	418,040
					Taxable Total:	418,800
		R		E	901	RURAL RESIDENCE EXEMPTION (RAP)
	R		E	903	FARM BUILDING EXEMPT	16,090
				100% Alberta School Foundation Fund		Exempt Total: 16,850
				Totals:		435,650
6701010	NE-15-25-24-4 2.81 Acres					
			East of Highway			
			I Individual			
	F	LAND	T	1	FARMLAND	Taxable Total: 240
6702000	NW-15-25-24-4 149.20 Acres		100% Alberta School Foundation Fund			
			East of Public Raodway			
			I Individual			
	F	LAND	T	1	FARMLAND	Taxable Total: 35,920



Roll	Legal Address					Total
6703000	NW-15-25-24-4	3.20 Acres	100% Alberta School Foundation Fund			
					Road Allowance	
					I Individual	
	F	LAND	T	1	FARMLAND	Taxable Total: 270
6704000	SE-15-25-24-4	144.76 Acres	100% Alberta School Foundation Fund			
					WEST OF ROAD PLAN 4173 JK	
					I Individual	
	F	LAND	T	1	FARMLAND	Taxable Total: 33,600
6704010	SE-15-25-24-4	3.58 Acres	100% Alberta School Foundation Fund			
					East of Road	
					I Individual	
	F	LAND	T	1	FARMLAND	Taxable Total: 300
6705000	SW-15-25-24-4	160.00 Acres	100% Alberta School Foundation Fund			
					I Individual	
	F	LAND	T	1	FARMLAND	Taxable Total: 36,570
6706000	NE-16-25-24-4	157.80 Acres	100% Alberta School Foundation Fund			
					I Individual	
	F	LAND	T	1	FARMLAND	Taxable Total: 12,730
6706010	NE-16-25-24-4	2.00 Acres	100% Alberta School Foundation Fund			
					I Individual	
	F	LAND	T	1	FARMLAND	Taxable Total: 170
6707000	NW-16-25-24-4	160.00 Acres	100% Alberta School Foundation Fund			
					I Individual	
	F	LAND	T	1	FARMLAND	Taxable Total: 24,310
6708000	SE-16-25-24-4	145.28 Acres	100% Alberta School Foundation Fund			
					I Individual	
	F	LAND	T	1	FARMLAND	Taxable Total: 23,160
6708005	0711001 1 1 SE-16-25-24-4 243040 TWP RD 252	4.72 Acres	100% The Golden Hills Reg. Div. 15			
					SW CORNER	
					I Individual	



2019 Assessment Roll (Valuation Date 1-July, 2019) 2020 Taxation Year, Wheatland County

Assessment Year: 2019
Tax Year: 2020

Roll	Legal Address				Total
	R LAND & IMPROVEMENTS	T 103	RESIDENTIAL LAND & IMPROVEMENTS	Taxable Total:	771,600
6708010	IRR1001 RW 25 E -16-25-24-4 12.20 Acres	100%	Alberta School Foundation Fund	C Corporation	
	NR LAND	E 167	WESTERN IRRIGATION DIST EXEMPT	Exempt Total:	13,010
6709000	SW-16-25-24-4 76.07 Acres	100%	Alberta School Foundation Fund	LSD 3 & 6 I Individual	
	F LAND	T 1	FARMLAND	Taxable Total:	8,090
6709001	0812766 1 1 SW-16-25-24-4 3.99 Acres 243046 TWP RD 252	100%	Alberta School Foundation Fund	SE CORNER I Individual	
	R LAND & IMPROVEMENTS	T 103	RESIDENTIAL LAND & IMPROVEMENTS	Taxable Total:	494,100
6709010	SW-16-25-24-4 80.00 Acres	100%	Alberta School Foundation Fund	WEST HALF I Individual	
	F LAND	T 1	FARMLAND	Taxable Total:	8,510
6710000	NE-17-25-24-4 150.00 Acres	100%	Alberta School Foundation Fund	I Individual	
	F LAND	T 1	FARMLAND	Taxable Total:	11,590
6710010	NE-17-25-24-4 10.00 Acres 252064 RGE RD 244	100%	Christ The Redeemer Reg. 3	S Half of E Half of LSD 16 Smokin Gun Studios (Airbrush painting) I Individual	
	F LAND & IMPROVEMENTS	T 1	FARMLAND		730
	R	T 103	RESIDENTIAL LAND & IMPROVEMENTS		550,460
	NR	T 105	NON-RESEIDENTIAL LAND & IMPROVEMENTS		31,910
			Taxable Total:		583,100
	R	E 901	RURAL RESIDENCE EXEMPTION (RAP)		730
		100%	The Golden Hills Reg. Div. 15	Totals:	583,830
6711000	NW-17-25-24-4 150.20 Acres			I Individual	
	F LAND	T 1	FARMLAND	Taxable Total:	12,190
6712000	SE-17-25-24-4 156.00 Acres	100%	Christ The Redeemer Reg. 3	I Individual	



2019 Assessment Roll (Valuation Date 1-July, 2019) 2020 Taxation Year, Wheatland County

Assessment Year: 2019
Tax Year: 2020

Roll	Legal Address					Total
	F	LAND	T	1	FARMLAND	Taxable Total: 13,960
6713000	SW-17-25-24-4	146.60 Acres			100% Christ The Redeemer Reg. 3	
					I Individual	
	F	LAND	T	1	FARMLAND	Taxable Total: 20,510
6714000	NE-18-25-24-4	160.00 Acres			100% Christ The Redeemer Reg. 3	
					I Individual	
	F	LAND	T	1	FARMLAND	Taxable Total: 26,390
6715000	NW-18-25-24-4	160.00 Acres			100% Christ The Redeemer Reg. 3	
					I Individual	
	F	LAND	T	1	FARMLAND	Taxable Total: 16,890
6716000	SE-18-25-24-4	160.00 Acres			100% Christ The Redeemer Reg. 3	
					I Individual	
	F	LAND	T	1	FARMLAND	Taxable Total: 15,430
6717000	SW-18-25-24-4	158.50 Acres			100% Christ The Redeemer Reg. 3	
		252017A RGE RD 250			I Individual	
	F	LAND & IMPROVEMENTS	T	1	FARMLAND	16,690
	R		T	103	RESIDENTIAL LAND & IMPROVEMENTS	727,120
					Taxable Total:	743,810
	R		E	901	RURAL RESIDENCE EXEMPTION (RAP)	123,080
					100% Christ The Redeemer Reg. 3	Totals: 866,890
6718000	NE-19-25-24-4	157.05 Acres				
					I Individual	
	F	LAND	T	1	FARMLAND	Taxable Total: 24,580
6719000	NW-19-25-24-4	153.15 Acres			100% Christ The Redeemer Reg. 3	
					I Individual	
	F	LAND	T	1	FARMLAND	Taxable Total: 25,870
					100% Christ The Redeemer Reg. 3	
6720000	SE-19-25-24-4	130.88 Acres				South of Railway
						I Individual
	F	LAND	T	1	FARMLAND	Taxable Total: 19,310



2019 Assessment Roll (Valuation Date 1-July, 2019) 2020 Taxation Year, Wheatland County

Assessment Year: 2019
Tax Year: 2020

Roll	Legal Address						Total	
6721000	SE-19-25-24-4		19.95 Acres		100% Christ The Redeemer Reg. 3			
	253034A RGE RD 245				Northeast of Railway			
					I Individual			
	F	LAND & IMPROVEMENTS		T	1	FARMLAND	1,180	
	R			T	101	RESIDENTIAL IMPROVEMENT NIL RAP ALLOW	88,900	
	R			T	103	RESIDENTIAL LAND & IMPROVEMENTS	422,050	
					Taxable Total:		512,130	
	R			E	901	RURAL RESIDENCE EXEMPTION (RAP)	1,180	
	R			E	903	FARM BUILDING EXEMPT	12,870	
					100% Alberta School Foundation Fund		Exempt Total:	14,050
						Totals:	526,180	
6722000	SW-19-25-24-4		156.22 Acres					
					I Individual			
	F	LAND		T	1	FARMLAND	Taxable Total:	25,390
						100% Christ The Redeemer Reg. 3		
6723000	NE-20-25-24-4		148.77 Acres					
					I Individual			
	F	LAND		T	1	FARMLAND	Taxable Total:	13,370
						100% Alberta School Foundation Fund		
6723010	RY372 RW OT		NE-20-25-24-4 6.39 Acres					
					Abandoned Railway			
					I Individual			
6724000	NW-20-25-24-4		78.72 Acres					
					Taxable Total:		530	
							100% Alberta School Foundation Fund	
6724000	NW-20-25-24-4		78.72 Acres					
					LSD 12 & 13			
					I Individual			
6724000	NW-20-25-24-4		78.72 Acres					
	F	LAND		T	1	FARMLAND	Taxable Total:	12,770
							100% Alberta School Foundation Fund	
6725000	NW-20-25-24-4		74.52 Acres					
	244045 HWY 564						LSD 11 & 14	
							I Individual	
	F	LAND & IMPROVEMENTS		T	1	FARMLAND		11,770
	R			T	103	RESIDENTIAL LAND & IMPROVEMENTS		317,530
					Taxable Total:		329,300	
6725000	NW-20-25-24-4				E	901	RURAL RESIDENCE EXEMPTION (RAP)	30,770
							100% Alberta School Foundation Fund	
							Totals:	360,070
6725010	RY372	NW-20-25-24-4	3.58 Acres			Abandoned Railway Right-of-Way		
						I Individual		



2019 Assessment Roll (Valuation Date 1-July, 2019) 2020 Taxation Year, Wheatland County

Assessment Year: 2019
Tax Year: 2020

Roll	Legal Address					Total
	F	LAND		T 1	FARMLAND	Taxable Total: 340
					100% Alberta School Foundation Fund	
6725020	RY372 RLY 25	NW-20-25-24-4	0.83 Acres			Includes plan 1112125 Area A
		244059 HWY 564				I Individual
	R	LAND & IMPROVEMENTS		T 103	RESIDENTIAL LAND & IMPROVEMENTS	Taxable Total: 274,500
					100% Christ The Redeemer Reg. 3	
6726000	SE-20-25-24-4		147.54 Acres			I Individual
	F	LAND		T 1	FARMLAND	Taxable Total: 12,500
					100% Alberta School Foundation Fund	
6726010	SE-20-25-24-4		4.95 Acres			I Individual
	F	LAND		T 1	FARMLAND	Taxable Total: 410
					100% Alberta School Foundation Fund	
6726020	RY372 RLY OT	SE-20-25-24-4	0.99 Acres			Ptn. of orig. Rd. Allow.
						I Individual
	R	LAND		T 104	RESIDENTIAL VACANT LAND	Taxable Total: 1,100
					100% Alberta School Foundation Fund	
6726030	9710202	SE-20-25-24-4	0.21 Acres			CANAL AREA A
						I Individual
	NR	LAND		E 167	WESTERN IRRIGATION DIST EXEMPT	Exempt Total: 8,850
					100% Alberta School Foundation Fund	
6727000	SW-20-25-24-4		131.77 Acres			I Individual
	F	LAND		T 1	FARMLAND	Taxable Total: 12,900
					100% Alberta School Foundation Fund	
6728000	SW-20-25-24-4		9.44 Acres			North West Part of LSD 4
		253017 RGE RD 245				I Individual
	F	LAND & IMPROVEMENTS		T 1	FARMLAND	450
	R			T 103	RESIDENTIAL LAND & IMPROVEMENTS	794,500
					100% Alberta School Foundation Fund	Taxable Total: 794,950
6728010	1010264 1 2	SW-20-25-24-4	4.56 Acres			137m N OF SW CORNER LSD 4
		253009 RGE RD 245				I Individual
	R	LAND & IMPROVEMENTS		T 103	RESIDENTIAL LAND & IMPROVEMENTS	Taxable Total: 527,700
					100% Christ The Redeemer Reg. 3	



2019 Assessment Roll (Valuation Date 1-July, 2019) 2020 Taxation Year, Wheatland County

Assessment Year: 2019
Tax Year: 2020

Roll	Legal Address	Total
6728020	1010264 1 3 SW-20-25-24-4 3.00 Acres 253007 RGE RD 245	74m N OF SW CORNER LSD 4 I Individual
	R LAND & IMPROVEMENTS T 103 RESIDENTIAL LAND & IMPROVEMENTS 100% Alberta School Foundation Fund	Taxable Total: 387,100
6728030	1010264 1 4 SW-20-25-24-4 3.00 Acres 253001 RGE RD 245	SW CORNER LSD 4 Vinyl Sign Business I Individual
	R LAND & IMPROVEMENTS T 103 RESIDENTIAL LAND & IMPROVEMENTS NR T 105 NON-RESEIDENTIAL LAND & IMPROVEMENTS	369,200 11,400
	100% Alberta School Foundation Fund	Taxable Total: 380,600
6729000	NE-21-25-24-4 151.34 Acres	I Individual
	F LAND T 1 FARMLAND 100% Alberta School Foundation Fund	Taxable Total: 17,980
6729001	IRR1388 RW 25 NE-21-25-24-4 8.52 Acres	I Individual
	NR LAND E 167 WESTERN IRRIGATION DIST EXEMPT 100% Alberta School Foundation Fund	Exempt Total: 9,090
6730000	NW-21-25-24-4 78.80 Acres	Northwest of Railway I Individual
	F LAND T 1 FARMLAND 100% Alberta School Foundation Fund	Taxable Total: 7,310
6731010	RY372 RLY 25 NW-21-25-24-4 10.57 Acres	EXTRA RIGHT OF WAY I Individual
	F LAND T 1 FARMLAND 100% Alberta School Foundation Fund	Taxable Total: 900
6732000	RW155 NW-21-25-24-4 1.33 Acres	OLD STATION GROUNDS I Individual
	R LAND T 104 RESIDENTIAL VACANT LAND 100% Alberta School Foundation Fund	Taxable Total: 27,900
6732010	NW-21-25-24-4 1.99 Acres 243045 HWY 564	ADJOINING STATION GRDS NE CRN I Individual
	R LAND & IMPROVEMENTS T 103 RESIDENTIAL LAND & IMPROVEMENTS 100% Alberta School Foundation Fund	Taxable Total: 263,100
6733000	SE-21-25-24-4 80.00 Acres	South Half I Individual



2019 Assessment Roll (Valuation Date 1-July, 2019) 2020 Taxation Year, Wheatland County

Assessment Year: 2019
Tax Year: 2020

Roll	Legal Address					Total
	F	LAND	T	1	FARMLAND	Taxable Total: 6,610
6733010	SE-21-25-24-4	2.00 Acres			100% Alberta School Foundation Fund	Ptn. Rd. Allowance I Individual
	F	LAND	T	1	FARMLAND	Taxable Total: 170
6734000	SE-21-25-24-4	78.14 Acres			100% Alberta School Foundation Fund	North Half I Individual
	F	LAND	T	1	FARMLAND	Taxable Total: 7,110
6734010	SE-21-25-24-4	1.15 Acres			100% Alberta School Foundation Fund	Rd Allw S of Cnl on the NE Ptn I Individual
	F	LAND	T	1	FARMLAND	Taxable Total: 180
6735000	W -21-25-24-4	210.73 Acres			100% Alberta School Foundation Fund	SOUTH OF RAILWAY I Individual
	F	LAND	T	1	FARMLAND	Taxable Total: 18,070
6735001	RY372 SW-21-25-24-4	1.68 Acres			100% Alberta School Foundation Fund	Abandoned Railway Right-of-Way I Individual
	F	LAND	T	1	FARMLAND	Taxable Total: 140
6736000	NE-22-25-24-4	149.79 Acres			100% Alberta School Foundation Fund	I Individual
	F	LAND	T	1	FARMLAND	Taxable Total: 25,330
6737000	NW-22-25-24-4	148.42 Acres			100% Alberta School Foundation Fund	I Individual
	F	LAND	T	1	FARMLAND	Taxable Total: 29,930
6738000	SE-22-25-24-4	143.70 Acres			100% Alberta School Foundation Fund	Xplorennet - Tower I Individual
	F	LAND & IMPROVEMENTS	T	1	FARMLAND	21,190
	R		T	103	RESIDENTIAL LAND & IMPROVEMENTS	340,900
	NR		T	105	NON-RESEIDENTIAL LAND & IMPROVEMENTS	109,580
						Taxable Total: 471,670



2019 Assessment Roll (Valuation Date 1-July, 2019) 2020 Taxation Year, Wheatland County

Assessment Year: 2019
Tax Year: 2020

Roll	Legal Address				Total
	R		E 901	RURAL RESIDENCE EXEMPTION (RAP)	10,600
	R		E 903	FARM BUILDING EXEMPT	15,740
			100%	Alberta School Foundation Fund	Exempt Total: 26,340
					Totals: 498,010
6739000	SW-22-25-24-4	130.23 Acres		East of Canal	
				I Individual	
	F LAND		T 1	FARMLAND	Taxable Total: 24,090
			100%	Alberta School Foundation Fund	
6739010	0611810 1 1 SW-22-25-24-4	5.17 Acres		NW CORNER	
	253037 RGE RD 243			I Individual	
	F LAND & IMPROVEMENTS		T 1	FARMLAND	150
	R		T 103	RESIDENTIAL LAND & IMPROVEMENTS	540,150
				Taxable Total:	540,300
	R		E 901	RURAL RESIDENCE EXEMPTION (RAP)	150
			100%	Alberta School Foundation Fund	Totals: 540,450
6740000	SW-22-25-24-4	11.30 Acres		Portion W Half LSD 4 W of Cnl	
				I Individual	
	F LAND		T 1	FARMLAND	Taxable Total: 960
			100%	Alberta School Foundation Fund	
6740010	SW-22-25-24-4	3.20 Acres		SW Corner of LSD 5 W of Canal	
				I Individual	
	F LAND		T 1	FARMLAND	Taxable Total: 270
			100%	Alberta School Foundation Fund	
6741000	NE-23-25-24-4	160.00 Acres		C Corporation	
	F LAND		T 1	FARMLAND	Taxable Total: 24,580
			100%	Alberta School Foundation Fund	
6742000	NW-23-25-24-4	148.89 Acres		I Individual	
	241043 TWP RD 254				
	F LAND & IMPROVEMENTS		T 1	FARMLAND	18,090
	R		T 103	RESIDENTIAL LAND & IMPROVEMENTS	328,010
				Taxable Total:	346,100
	R		E 901	RURAL RESIDENCE EXEMPTION (RAP)	18,090
	R		E 903	FARM BUILDING EXEMPT	36,410
			100%	Alberta School Foundation Fund	Exempt Total: 54,500
					Totals: 400,600



2019 Assessment Roll (Valuation Date 1-July, 2019) 2020 Taxation Year, Wheatland County

Assessment Year: 2019
Tax Year: 2020

Roll	Legal Address	Total
6742010	9410856 1 NW-23-25-24-4 3.01 Acres 241063 TWP RD 254	I Individual
	R LAND & IMPROVEMENTS T 103 RESIDENTIAL LAND & IMPROVEMENTS 100% Alberta School Foundation Fund	Taxable Total: 283,600
6743000	SE-23-25-24-4 149.60 Acres	I Individual
	F LAND T 1 FARMLAND 100% Alberta School Foundation Fund	Taxable Total: 33,390
6744000	SW-23-25-24-4 149.95 Acres	I Individual
	F LAND T 1 FARMLAND 100% Alberta School Foundation Fund	Taxable Total: 25,950
6745000	NE-24-25-24-4 150.67 Acres	C Corporation
	F LAND T 1 FARMLAND 100% Alberta School Foundation Fund	Taxable Total: 29,050
6746000	NW-24-25-24-4 137.88 Acres	I Individual
	F LAND T 1 FARMLAND 100% Alberta School Foundation Fund	Taxable Total: 23,260
6746010	1213182 1 1 NW-24-25-24-4 11.82 Acres 240065 TWP RD 254	NE CORNER LSD 13 I Individual
	F LAND & IMPROVEMENTS T 1 FARMLAND	1,340
	R T 103 RESIDENTIAL LAND & IMPROVEMENTS	424,610
	R E 901 RURAL RESIDENCE EXEMPTION (RAP) 100% Alberta School Foundation Fund	Taxable Total: 425,950 9,390
		Totals: 435,340
6747000	SE-24-25-24-4 142.40 Acres	I Individual
	F LAND T 1 FARMLAND 100% Alberta School Foundation Fund	Taxable Total: 14,870
6748000	SW-24-25-24-4 148.53 Acres 253019 RGE RD 241	I Individual
	F LAND & IMPROVEMENTS T 1 FARMLAND	26,490
	R T 103 RESIDENTIAL LAND & IMPROVEMENTS	427,410
		Taxable Total: 453,900



2019 Assessment Roll (Valuation Date 1-July, 2019) 2020 Taxation Year, Wheatland County

Assessment Year: 2019
Tax Year: 2020

Roll	Legal Address				Total
	R	E 901	RURAL RESIDENCE EXEMPTION (RAP)		26,490
		100%	Alberta School Foundation Fund	Totals:	480,390
6748010	1910186 1 1 SW-24-25-24-4 7.37 Acres 253031 RGE RD 241			NW Corner C Corporation	
	F LAND & IMPROVEMENTS	T 1	FARMLAND		980
	R	T 103	RESIDENTIAL LAND & IMPROVEMENTS		306,200
		100%	Alberta School Foundation Fund	Taxable Total:	307,180
6749000	NE-25-25-24-4 119.90 Acres			North of Railway C Corporation	
	F LAND	T 1	FARMLAND	Taxable Total:	29,500
		100%	Alberta School Foundation Fund		
6750000	NE-25-25-24-4 33.71 Acres			South of Railway C Corporation	
	F LAND	T 1	FARMLAND	Taxable Total:	5,860
		100%	Alberta School Foundation Fund		
6750010	RY372 RLY 25 E -25-25-24-4 6.46 Acres			Railway Right-of-Way C Corporation	
	F LAND	T 1	FARMLAND	Taxable Total:	1,160
		100%	Alberta School Foundation Fund		
6751000	NW-25-25-24-4 110.78 Acres			South of Canal I Individual	
	F LAND	T 1	FARMLAND	Taxable Total:	21,310
		100%	Alberta School Foundation Fund		
6751010	9011474 1 NW-25-25-24-4 21.82 Acres 254071 RGE RD 241			W Half LSD 13 South of Canal I Individual	
	F LAND & IMPROVEMENTS	T 1	FARMLAND		2,570
	R	T 103	RESIDENTIAL LAND & IMPROVEMENTS		445,050
				Taxable Total:	447,620
	R	E 901	RURAL RESIDENCE EXEMPTION (RAP)		49,750
	R	E 903	FARM BUILDING EXEMPT		148,240
		100%	Alberta School Foundation Fund	Exempt Total:	197,990
				Totals:	645,610
6752000	NW-25-25-24-4 16.15 Acres			North of Canal I Individual	
	F LAND	T 1	FARMLAND	Taxable Total:	1,720
		100%	Alberta School Foundation Fund		



2019 Assessment Roll (Valuation Date 1-July, 2019) 2020 Taxation Year, Wheatland County

Assessment Year: 2019
Tax Year: 2020

Roll	Legal Address				Total
6752010	RY372	NW-25-25-24-4	0.05 Acres	Abandoned Railway I Individual	
	R	LAND	T 104	RESIDENTIAL VACANT LAND 100% Alberta School Foundation Fund	Taxable Total: 3,500
6753000	SE-25-25-24-4	156.12 Acres		C Corporation	
	F	LAND	T 1	FARMLAND 100% Alberta School Foundation Fund	Taxable Total: 20,720
6754000	SW-25-25-24-4 254019 RGE RD 241	46.00 Acres		LSD 4 & Ptn of LSD 5 S of Cnl I Individual	
	F	LAND & IMPROVEMENTS	T 1	FARMLAND	4,630
	R		T 103	RESIDENTIAL LAND & IMPROVEMENTS	385,950
	R		E 901	RURAL RESIDENCE EXEMPTION (RAP)	4,900
	R		E 903	FARM BUILDING EXEMPT 100% Alberta School Foundation Fund	38,720
				Exempt Total:	43,620
				Totals:	434,200
6754010	SW-25-25-24-4 240052 TWP RD 254	56.67 Acres		E OF CANAL & S OF RWY ROW I Individual	
	F	LAND & IMPROVEMENTS	T 1	FARMLAND	10,430
	R		T 103	RESIDENTIAL LAND & IMPROVEMENTS	421,880
				Taxable Total:	432,310
	R		E 901	RURAL RESIDENCE EXEMPTION (RAP)	10,700
	R		E 903	FARM BUILDING EXEMPT 100% Alberta School Foundation Fund	27,420
				Exempt Total:	38,120
				Totals:	470,430
6754020	9211145 1 SW-25-25-24-4 240068 TWP RD 254	3.00 Acres		Central South Portion of LSD 4 I Individual	
	R	LAND & IMPROVEMENTS	T 103	RESIDENTIAL LAND & IMPROVEMENTS 100% Alberta School Foundation Fund	Taxable Total: 326,900
6754030	1012168 2 1 SW-25-25-24-4 240044 TWP RD 254	3.63 Acres		SE CORNER I Individual	
	R	LAND & IMPROVEMENTS	T 103	RESIDENTIAL LAND & IMPROVEMENTS 100% Alberta School Foundation Fund	Taxable Total: 601,600
6754500	IRR257 RW 25 SW-25-25-24-4	19.78 Acres		CANAL P Provincial	
	NR	LAND	E 167	WESTERN IRRIGATION DIST EXEMPT	Exempt Total: 133,530



2019 Assessment Roll (Valuation Date 1-July, 2019) 2020 Taxation Year, Wheatland County

Assessment Year: 2019
Tax Year: 2020

Roll	Legal Address						Total
100% Alberta School Foundation Fund							
6755000	SW-25-25-24-4	33.69 Acres				North of Canal I Individual	
	F	LAND	T	1	FARMLAND	Taxable Total: 4,300	
100% Alberta School Foundation Fund							
6755010	RY372	SW-25-25-24-4	6.18 Acres				Railway Right-of-Way I Individual
	F	LAND	T	1	FARMLAND	Taxable Total: 530	
100% Alberta School Foundation Fund							
6755020	IRR257	SW-25-25-24-4	0.43 Acres				CANAL RIGHT OF WAY I Individual
	NR	LAND	E	167	WESTERN IRRIGATION DIST EXEMPT	Exempt Total: 51,400	
100% Alberta School Foundation Fund							
6756000	NE-26-25-24-4	155.01 Acres				I Individual	
	F	LAND	T	1	FARMLAND	Taxable Total: 28,950	
100% Christ The Redeemer Reg. 3							
6756010	0211548 1 1 254044 RGE RD 241	NE-26-25-24-4	4.99 Acres				SOUTHEAST CORNER Gerritsen Waterwell Drilling I Individual
	R	LAND & IMPROVEMENTS		T	103	RESIDENTIAL LAND & IMPROVEMENTS 693,840	
	NR			T	105	NON-RESEIDENTIAL LAND & IMPROVEMENTS 221,960	
					100% Alberta School Foundation Fund	Taxable Total: 915,800	
6757000	NW-26-25-24-4 254083A HWY 21	137.76 Acres				I Individual	
	F	LAND & IMPROVEMENTS		T	1	FARMLAND 33,580	
	R			T	103	RESIDENTIAL LAND & IMPROVEMENTS 704,920	
					Taxable Total:	738,500	
	R			E	901	RURAL RESIDENCE EXEMPTION (RAP) 33,580	
					100% Alberta School Foundation Fund	Totals: 772,080	
6757010	1512422 3 1 254066 HWY 21	NW-26-25-24-4	10.23 Acres				Northwest Corner I Individual
	F	LAND & IMPROVEMENTS		T	1	FARMLAND 1,130	
	R			T	103	RESIDENTIAL LAND & IMPROVEMENTS 388,670	
					Taxable Total:	389,800	
	R			E	901	RURAL RESIDENCE EXEMPTION (RAP) 1,130	
	R			E	903	FARM BUILDING EXEMPT 46,830	



2019 Assessment Roll (Valuation Date 1-July, 2019) 2020 Taxation Year, Wheatland County

Assessment Year: 2019
Tax Year: 2020

Roll	Legal Address				Total
		100% Alberta School Foundation Fund	Exempt Total:	47,960	
			Totals:	437,760	
6757030	9510759 2 NW-26-25-24-4 2.99 Acres 254083B HWY 21		Northwest Corner East of Hwy I Individual		
	R LAND & IMPROVEMENTS	T 103 RESIDENTIAL LAND & IMPROVEMENTS 100% Alberta School Foundation Fund	Taxable Total:	325,200	
6758000	SE-26-25-24-4 138.58 Acres		I Individual		
	F LAND	T 1 FARMLAND 100% Christ The Redeemer Reg. 3	Taxable Total:	27,810	
6758010	9210485 1 SE-26-25-24-4 9.32 Acres 241026A TWP RD 254		Southwest Corner I Individual		
	F LAND & IMPROVEMENTS	T 1 FARMLAND		670	
	R	T 101 RESIDENTIAL IMPROVEMENT NIL RAP ALLOW		25,800	
	R	T 103 RESIDENTIAL LAND & IMPROVEMENTS		399,980	
			Taxable Total:	426,450	
	R	E 901 RURAL RESIDENCE EXEMPTION (RAP)		670	
	R	E 903 FARM BUILDING EXEMPT		47,440	
		100% Alberta School Foundation Fund	Exempt Total:	48,110	
			Totals:	474,560	
6758020	RY372 RLY OT SE-26-25-24-4 7.62 Acres		Abandoned Railway Right-of-Way I Individual		
	F LAND	T 1 FARMLAND 100% Christ The Redeemer Reg. 3	Taxable Total:	870	
6758030	RW147 SE-26-25-24-4 4.48 Acres		BLOCK A & BLOCK B I Individual		
	F LAND	T 1 FARMLAND 100% Christ The Redeemer Reg. 3	Taxable Total:	600	
6759000	SW-26-25-24-4 130.32 Acres		C Corporation		
	F LAND	T 1 FARMLAND 100% Christ The Redeemer Reg. 3	Taxable Total:	24,260	
6759010	9010900 1 SW-26-25-24-4 9.64 Acres 241066 TWP RD 254		Southwest Corner I Individual		
	F LAND & IMPROVEMENTS	T 1 FARMLAND		710	
	R	T 103 RESIDENTIAL LAND & IMPROVEMENTS		413,390	
			Taxable Total:	414,100	



2019 Assessment Roll (Valuation Date 1-July, 2019) 2020 Taxation Year, Wheatland County

Assessment Year: 2019
Tax Year: 2020

Roll	Legal Address				Total
	R	E 901	RURAL RESIDENCE EXEMPTION (RAP)		710
		100%	Alberta School Foundation Fund	Totals:	414,810
6760000	0610369 1 2 W -26-25-24-4 14.88 Acres 254039 HWY 21			I Individual	
	F LAND & IMPROVEMENTS	T 1	FARMLAND		1,260
	R	T 103	RESIDENTIAL LAND & IMPROVEMENTS		328,060
				Taxable Total:	329,320
	R	E 901	RURAL RESIDENCE EXEMPTION (RAP)		1,590
	R	E 903	FARM BUILDING EXEMPT		6,650
		100%	Christ The Redeemer Reg. 3	Exempt Total:	8,240
				Totals:	337,560
6760010	0610369 1 1 SW-26-25-24-4 6.10 Acres 254039A HWY 21			I Individual	
	F LAND & IMPROVEMENTS	T 1	FARMLAND		330
	R	T 103	RESIDENTIAL LAND & IMPROVEMENTS		333,700
		100%	Christ The Redeemer Reg. 3	Taxable Total:	334,030
6760020	IRR1386 SW-26-25-24-4 0.20 Acres			Canal R of W I Individual	
	NR LAND	E 167	WESTERN IRRIGATION DIST EXEMPT	Exempt Total:	190
		100%	Alberta School Foundation Fund		
6761000	NE-27-25-24-4 138.08 Acres			I Individual	
	F LAND & IMPROVEMENTS	T 1	FARMLAND		25,220
	R	E 903	FARM BUILDING EXEMPT		27,040
		100%	Christ The Redeemer Reg. 3	Totals:	52,260
6763000	NW-27-25-24-4 151.78 Acres			Southeast of Canal I Individual	
	F LAND	T 1	FARMLAND	Taxable Total:	20,500
		100%	Alberta School Foundation Fund		
6764000	NW-27-25-24-4 5.30 Acres			Northwest of Canal I Individual	
	F LAND	T 1	FARMLAND	Taxable Total:	620
		100%	Christ The Redeemer Reg. 3		
6765000	0310837 4 1 SE-27-25-24-4 139.20 Acres			I Individual	
	F LAND	T 1	FARMLAND	Taxable Total:	27,510



2019 Assessment Roll (Valuation Date 1-July, 2019) 2020 Taxation Year, Wheatland County

Assessment Year: 2019
Tax Year: 2020

Roll	Legal Address					Total
100% Alberta School Foundation Fund						
6765010	0310836 2 1 SE-27-25-24-4 3.00 Acres 254038 HWY 21				NORTHEAST CORNER I Individual	
R	LAND & IMPROVEMENTS	T	103	RESIDENTIAL LAND & IMPROVEMENTS	Taxable Total: 537,300	
100% Christ The Redeemer Reg. 3						
6766000	0310837 3 1 SW-27-25-24-4 122.98 Acres 242064 HWY 564				Reclamantion Business I Individual	
F	LAND & IMPROVEMENTS	T	1	FARMLAND	18,570	
R		T	103	RESIDENTIAL LAND & IMPROVEMENTS	377,640	
NR		T	105	NON-RESEIDENTIAL LAND & IMPROVEMENTS	40,250	
				Taxable Total:	436,460	
R		E	901	RURAL RESIDENCE EXEMPTION (RAP)	92,310	
R		E	903	FARM BUILDING EXEMPT	10,450	
100% Alberta School Foundation Fund				Exempt Total:	102,760	
				Totals:	539,220	
6766010	SW-27-25-24-4 29.92 Acres 242046 HWY 564				EASTERLY PORTION OF QUARTER I Individual	
F	LAND & IMPROVEMENTS	T	1	FARMLAND	4,660	
R		T	103	RESIDENTIAL LAND & IMPROVEMENTS	377,800	
100% Alberta School Foundation Fund				Taxable Total:	382,460	
6766020	0310836 1 1 SW-27-25-24-4 5.00 Acres 242068 HWY 564				SOUTHWEST CORNER I Individual	
R	LAND & IMPROVEMENTS	T	103	RESIDENTIAL LAND & IMPROVEMENTS	Taxable Total: 592,700	
100% Alberta School Foundation Fund						
6767000	NE-28-25-24-4 87.77 Acres 254042 RGE RD 243A				Northwest of Rlwy Right-of-Way I Individual	
F	LAND & IMPROVEMENTS	T	1	FARMLAND	10,100	
R		T	103	RESIDENTIAL LAND & IMPROVEMENTS	389,450	
				Taxable Total:	399,550	
R		E	901	RURAL RESIDENCE EXEMPTION (RAP)	61,540	
R		E	903	FARM BUILDING EXEMPT	54,650	
100% Alberta School Foundation Fund				Exempt Total:	116,190	
				Totals:	515,740	
6767010	NE-28-25-24-4 1.60 Acres				NW Corner N & W of Service Crk I Individual	
F	LAND	T	1	FARMLAND	Taxable Total: 110	
100% Alberta School Foundation Fund						



2019 Assessment Roll (Valuation Date 1-July, 2019) 2020 Taxation Year, Wheatland County

Assessment Year: 2019
Tax Year: 2020

Roll	Legal Address				Total
6768000	E -28-25-24-4	191.98 Acres		East Half Section 28 I Individual	
	F LAND		T 1 FARMLAND 100% Alberta School Foundation Fund	Taxable Total:	24,220
6768010	1711171 1 1 SE-28-25-24-4	4.50 Acres		SW corner corner LSD 1 I Individual	
	R LAND		T 104 RESIDENTIAL VACANT LAND 100% Alberta School Foundation Fund	Taxable Total:	165,200
6769000	NW-28-25-24-4	126.80 Acres		I Individual	
	F LAND		T 1 FARMLAND 100% Alberta School Foundation Fund	Taxable Total:	12,290
6769010	NW-28-25-24-4	30.20 Acres		east of Serviceberry Creek I Individual	
	F LAND		T 1 FARMLAND 100% Alberta School Foundation Fund	Taxable Total:	2,560
6771000	SE-28-25-24-4	9.09 Acres		Northwest Corner I Individual	
	F LAND		T 1 FARMLAND 100% Alberta School Foundation Fund	Taxable Total:	950
6771010	RY372 RLY 25 SE-28-25-24-4	7.19 Acres		EXTRA RIGHT OF WAY I Individual	
	F LAND		T 1 FARMLAND 100% Alberta School Foundation Fund	Taxable Total:	610
6771020	SE-28-25-24-4	0.92 Acres		SW Corner ALONG RAILWAY I Individual	
	R LAND		T 104 RESIDENTIAL VACANT LAND 100% Alberta School Foundation Fund	Taxable Total:	900
6772000	SW-28-25-24-4	149.34 Acres		I Individual	
	F LAND		T 1 FARMLAND 100% Alberta School Foundation Fund	Taxable Total:	12,640
6772010	RY372 SW-28-25-24-4	1.60 Acres		Southeast Corner of Qrt I Individual	
	R LAND		T 104 RESIDENTIAL VACANT LAND	Taxable Total:	49,800



2019 Assessment Roll (Valuation Date 1-July, 2019) 2020 Taxation Year, Wheatland County

Assessment Year: 2019
Tax Year: 2020

Roll	Legal Address						Total
			100% Alberta School Foundation Fund				
6773000	NE-29-25-24-4	158.18 Acres					
			I Individual				
	F LAND		T 1	FARMLAND	Taxable Total:		27,410
			100% Alberta School Foundation Fund				
6774000	NW-29-25-24-4	157.20 Acres					
			I Individual				
	F LAND		T 1	FARMLAND	Taxable Total:		13,840
			100% Alberta School Foundation Fund				
6775000	SE-29-25-24-4	154.40 Acres					
			I Individual				
	F LAND		T 1	FARMLAND	Taxable Total:		15,350
			100% Alberta School Foundation Fund				
6776000	SE-29-25-24-4	0.70 Acres					
			Portion of Railway Right-of-Wy M Municipal				
	NR LAND		E 160	TAX RECOVERY EXEMPT	Exempt Total:		750
			100% Alberta School Foundation Fund				
6777000	SW-29-25-24-4 244069 TWP RD 254A	128.60 Acres					
			I Individual				
	F LAND & IMPROVEMENTS		T 1	FARMLAND			24,790
	R		T 103	RESIDENTIAL LAND & IMPROVEMENTS			567,510
			Taxable Total:				592,300
	R		E 901	RURAL RESIDENCE EXEMPTION (RAP)			24,790
	R		E 903	FARM BUILDING EXEMPT			35,960
			100% Alberta School Foundation Fund				
			Exempt Total:				60,750
			Totals:				653,050
6777010	9511839 B 1 SW-29-25-24-4 254003 RGE RD 245	6.50 Acres					
			Southwest Corner I Individual				
	F LAND & IMPROVEMENTS		T 1	FARMLAND			350
	R		T 103	RESIDENTIAL LAND & IMPROVEMENTS			324,650
			Taxable Total:				325,000
	R		E 901	RURAL RESIDENCE EXEMPTION (RAP)			350
			100% Alberta School Foundation Fund				
			Totals:				325,350
6779000	NE-30-25-24-4	151.79 Acres					
			I Individual				
	F LAND		T 1	FARMLAND	Taxable Total:		16,630



2019 Assessment Roll (Valuation Date 1-July, 2019) 2020 Taxation Year, Wheatland County

Assessment Year: 2019
Tax Year: 2020

Roll	Legal Address					Total
100% Alberta School Foundation Fund						
6779010	RY372 RW OT E -30-25-24-4 7.22 Acres	Railway Right-of-Way I Individual				
	F LAND	T 1	FARMLAND		Taxable Total: 590	
100% Alberta School Foundation Fund						
6780000	NW-30-25-24-4 151.92 Acres	C Corporation				
	F LAND	T 1	FARMLAND		Taxable Total: 22,180	
100% Alberta School Foundation Fund						
6780010	RY372 RW 25 NW-30-25-24-4 0.35 Acres	RIGHT OF WAY I Individual				
	R LAND	T 104	RESIDENTIAL VACANT LAND		Taxable Total: 400	
100% Alberta School Foundation Fund						
6780020	1612856 1 1 NW-30-25-24-4 7.73 Acres 254049 RGE RD 250	In LSD 12, Triangular Shape C Corporation				
	F LAND & IMPROVEMENTS	T 1	FARMLAND		660	
	R	T 103	RESIDENTIAL LAND & IMPROVEMENTS		838,740	
		Taxable Total: 839,400				
	R	E 901	RURAL RESIDENCE EXEMPTION (RAP)		660	
100% Alberta School Foundation Fund						
				Totals:	840,060	
6781000	SE-30-25-24-4 63.17 Acres	Width 1050 ' I Individual				
	F LAND	T 1	FARMLAND		Taxable Total: 11,060	
100% Alberta School Foundation Fund						
6782000	SE-30-25-24-4 15.32 Acres 245024 HWY 564	EASTERLY 270' IN LSD 2 & 7 I Individual				
	F LAND & IMPROVEMENTS	T 1	FARMLAND		1,130	
	R	T 103	RESIDENTIAL LAND & IMPROVEMENTS		363,770	
		Taxable Total: 364,900				
	R	E 901	RURAL RESIDENCE EXEMPTION (RAP)		1,130	
	R	E 903	FARM BUILDING EXEMPT		3,460	
100% Alberta School Foundation Fund						
				Exempt Total:	4,590	
				Totals:	369,490	
6783000	SE-30-25-24-4 4.91 Acres 245018 HWY 564	south of block e I Individual				
	F LAND & IMPROVEMENTS	T 1	FARMLAND		190	



2019 Assessment Roll (Valuation Date 1-July, 2019) 2020 Taxation Year, Wheatland County

Assessment Year: 2019
Tax Year: 2020

Roll	Legal Address				Total
	R	T 103	RESIDENTIAL LAND & IMPROVEMENTS		413,650
				Taxable Total:	413,840
	R	E 901	RURAL RESIDENCE EXEMPTION (RAP)		24,600
	R	E 903	FARM BUILDING EXEMPT		21,270
		100%	Alberta School Foundation Fund	Exempt Total:	45,870
				Totals:	459,710
6784010	1210610 6 1 SE-30-25-24-4 2.39 Acres 254047 RGE RD 245			N.E. Corner, N.E. of Nightingale I Individual	
	R LAND & IMPROVEMENTS	T 103	RESIDENTIAL LAND & IMPROVEMENTS	Taxable Total:	335,300
		100%	Alberta School Foundation Fund		
6784020	1744AD A SE-30-25-24-4 17.03 Acres 254039 RGE RD 245			I Individual	
	F LAND & IMPROVEMENTS	T 1	FARMLAND		1,420
	R	T 103	RESIDENTIAL LAND & IMPROVEMENTS		506,530
				Taxable Total:	507,950
	R	E 901	RURAL RESIDENCE EXEMPTION (RAP)		1,420
	R	E 903	FARM BUILDING EXEMPT		17,080
		100%	Alberta School Foundation Fund	Exempt Total:	18,500
				Totals:	526,450
6784030	RY372 SW-29-25-24-4 6.26 Acres 254035 RGE RD 245			Rlwy R/W in Sec SW29 & SE30 I Individual	
	F LAND & IMPROVEMENTS	T 1	FARMLAND		340
	R	T 103	RESIDENTIAL LAND & IMPROVEMENTS		188,100
		100%	Christ The Redeemer Reg. 3	Taxable Total:	188,440
6784040	RY372 SE-30-25-24-4 13.95 Acres			Nightingale Station Grounds I Individual	
	F LAND	T 1	FARMLAND	Taxable Total:	1,440
		100%	Alberta School Foundation Fund		
6784060	0512432 5 3 SE-30-25-24-4 2.52 Acres 254022 RGE RD 245			I Individual	
	R LAND & IMPROVEMENTS	T 103	RESIDENTIAL LAND & IMPROVEMENTS		548,660
	R	E 901	RURAL RESIDENCE EXEMPTION (RAP)		61,540
		100%	Alberta School Foundation Fund	Totals:	610,200
6784070	0512432 5 2 SE-30-25-24-4 11.62 Acres 254006 RGE RD 245			I Individual	
	F LAND & IMPROVEMENTS	T 1	FARMLAND		1,120
	R	T 103	RESIDENTIAL LAND & IMPROVEMENTS		558,180



2019 Assessment Roll (Valuation Date 1-July, 2019) 2020 Taxation Year, Wheatland County

Assessment Year: 2019
Tax Year: 2020

Roll	Legal Address				Total
				Taxable Total:	559,300
		R	E 901	RURAL RESIDENCE EXEMPTION (RAP)	1,120
			100%	Alberta School Foundation Fund	
				Totals:	560,420
6784080	1744AD E SE-30-25-24-4 4.64 Acres			I Individual	
		F LAND	T 1	FARMLAND	Taxable Total: 210
			100%	Alberta School Foundation Fund	
6784090	0210822 3 9 SE-30-25-24-4 6.55 Acres 254034 RGE RD 245			I Individual	
		F LAND & IMPROVEMENTS	T 1	FARMLAND	360
		R	T 103	RESIDENTIAL LAND & IMPROVEMENTS	426,140
				Taxable Total:	426,500
		R	E 901	RURAL RESIDENCE EXEMPTION (RAP)	360
			100%	Alberta School Foundation Fund	
				Totals:	426,860
6785000	SW-30-25-24-4 159.00 Acres			I Individual	
		F LAND	T 1	FARMLAND	Taxable Total: 20,420
			100%	Alberta School Foundation Fund	
6786000	NE-31-25-24-4 159.34 Acres 255066 RGE RD 245			I Individual	
		F LAND & IMPROVEMENTS	T 1	FARMLAND	12,630
		R	T 103	RESIDENTIAL LAND & IMPROVEMENTS	274,040
				Taxable Total:	286,670
		R	E 901	RURAL RESIDENCE EXEMPTION (RAP)	61,540
		R	E 903	FARM BUILDING EXEMPT	5,990
			100%	Alberta School Foundation Fund	
				Exempt Total:	67,530
				Totals:	354,200
6787000	NW-31-25-24-4 151.19 Acres			I Individual	
		F LAND	T 1	FARMLAND	Taxable Total: 20,460
			100%	Alberta School Foundation Fund	
6787010	RY372 NW-31-25-24-4 8.81 Acres			Right of Way & Extra Lands	
				I Individual	
		F LAND	T 1	FARMLAND	Taxable Total: 720
			100%	Alberta School Foundation Fund	
6788000	SE-31-25-24-4 159.20 Acres			I Individual	



2019 Assessment Roll (Valuation Date 1-July, 2019) 2020 Taxation Year, Wheatland County

Assessment Year: 2019
Tax Year: 2020

Roll	Legal Address				Total
	F	LAND	T 1	FARMLAND	Taxable Total: 17,630
6789000	SW-31-25-24-4	153.12 Acres	100% Alberta School Foundation Fund		
				I Individual	
	F	LAND	T 1	FARMLAND	Taxable Total: 23,270
6789010	RY372 SW-31-25-24-4	6.88 Acres	100% Alberta School Foundation Fund		
				Right of Way & Extra Lands	
				I Individual	
	F	LAND	T 1	FARMLAND	Taxable Total: 550
6790000	NE-32-25-24-4	158.01 Acres	100% Alberta School Foundation Fund		
				I Individual	
	F	LAND	T 1	FARMLAND	Taxable Total: 14,630
6791000	NW-32-25-24-4	157.14 Acres	100% Alberta School Foundation Fund		
		255049 RGE RD 245		I Individual	
	F	LAND & IMPROVEMENTS	T 1	FARMLAND	17,080
	R		T 103	RESIDENTIAL LAND & IMPROVEMENTS	550,060
				Taxable Total:	567,140
	R		E 901	RURAL RESIDENCE EXEMPTION (RAP)	61,540
			100% Alberta School Foundation Fund		Totals: 628,680
6792000	SE-32-25-24-4	158.01 Acres		I Individual	
	F	LAND	T 1	FARMLAND	Taxable Total: 16,550
6794000	SW-32-25-24-4	159.00 Acres	100% Alberta School Foundation Fund		
				I Individual	
	F	LAND	T 1	FARMLAND	Taxable Total: 19,900
			100% Alberta School Foundation Fund		
6795000	NE-33-25-24-4	101.75 Acres		North of Creek	
				I Individual	
	F	LAND	T 1	FARMLAND	Taxable Total: 9,840
6796000	NE-33-25-24-4	51.86 Acres	100% Alberta School Foundation Fund		
				South of Creek	
				I Individual	
	F	LAND	T 1	FARMLAND	Taxable Total: 4,440



2019 Assessment Roll (Valuation Date 1-July, 2019) 2020 Taxation Year, Wheatland County

Assessment Year: 2019
Tax Year: 2020

Roll	Legal Address						Total
			100% Alberta School Foundation Fund				
6797000	NE-33-25-24-4	3.85 Acres				Prtn of Road Allowance N Half	
						I Individual	
	F	LAND	T	1	FARMLAND	Taxable Total:	330
			100% Alberta School Foundation Fund				
6798000	NW-33-25-24-4	155.71 Acres				I Individual	
	F	LAND	T	1	FARMLAND	Taxable Total:	12,030
			100% Alberta School Foundation Fund				
6799000	SE-33-25-24-4	157.63 Acres					
						I Individual	
	F	LAND	T	1	FARMLAND	Taxable Total:	22,340
			100% Alberta School Foundation Fund				
6800000	SW-33-25-24-4	159.30 Acres				I Individual	
	F	LAND	T	1	FARMLAND	Taxable Total:	14,300
			100% Alberta School Foundation Fund				
6801000	NE-34-25-24-4	147.33 Acres					
	242033 TWP RD 260					I Individual	
	F	LAND & IMPROVEMENTS	T	1	FARMLAND		27,110
	R		T	103	RESIDENTIAL LAND & IMPROVEMENTS		175,000
			Taxable Total:				202,110
	R		E	901	RURAL RESIDENCE EXEMPTION (RAP)		11,900
			100% Alberta School Foundation Fund				Totals: 214,010
6802000	NW-34-25-24-4	122.94 Acres				North of Creek Early Bird Air	
	242065 TWP RD 260					I Individual	
	F	LAND & IMPROVEMENTS	T	1	FARMLAND		21,990
	NR		T	105	NON-RESEIDENTIAL LAND & IMPROVEMENTS		336,410
			100% Alberta School Foundation Fund				Taxable Total: 358,400
6802010	1411811 1 1 NW-34-25-24-4	6.66 Acres				106 M west on NE Corner	
	242053 TWP RD 260					I Individual	
	R	LAND & IMPROVEMENTS	T	103	RESIDENTIAL LAND & IMPROVEMENTS	Taxable Total:	620,500
			100% Alberta School Foundation Fund				
6802020	1411811 1 2 NW-34-25-24-4	3.00 Acres				Northeast Corner	
						I Individual	
	F	LAND	T	1	FARMLAND	Taxable Total:	260



2019 Assessment Roll (Valuation Date 1-July, 2019) 2020 Taxation Year, Wheatland County

Assessment Year: 2019
Tax Year: 2020

Roll	Legal Address						Total
	100% Alberta School Foundation Fund						
6803000	NW-34-25-24-4	23.80 Acres					
			Southwest of Creek				
			I Individual				
	F	LAND	T	1	FARMLAND	Taxable Total:	2,270
100% Christ The Redeemer Reg. 3							
6804000	SE-34-25-24-4	71.35 Acres					
			West of Creek				
			I Individual				
	F	LAND	T	1	FARMLAND	Taxable Total:	12,890
100% Christ The Redeemer Reg. 3							
6805000	SE-34-25-24-4	54.75 Acres					
			Northeast of Canal				
			I Individual				
	F	LAND	T	1	FARMLAND	Taxable Total:	8,360
100% Alberta School Foundation Fund							
6806000	4557JK A SE-34-25-24-4 26.23 Acres						
	254052 HWY 21						
			I Individual				
	F	LAND & IMPROVEMENTS	T	1	FARMLAND		2,590
	R		T	103	RESIDENTIAL LAND & IMPROVEMENTS		663,220
			Taxable Total:				665,810
	R		E	901	RURAL RESIDENCE EXEMPTION (RAP)		4,230
	R		E	903	FARM BUILDING EXEMPT		17,050
			100% Alberta School Foundation Fund				
			Exempt Total:				21,280
			Totals:				687,090
6807000	SW-34-25-24-4	125.55 Acres					
			South of Canal, North of Rlwy				
			I Individual				
	F	LAND	T	1	FARMLAND	Taxable Total:	16,200
100% Christ The Redeemer Reg. 3							
6808000	SW-34-25-24-4	19.20 Acres					
			North of Canal				
			I Individual				
	F	LAND	T	1	FARMLAND	Taxable Total:	1,800
100% Alberta School Foundation Fund							
6809000	SW-34-25-24-4	7.85 Acres					
			Southeast Corner Sout of Rlwy				
			I Individual				
	F	LAND	T	1	FARMLAND	Taxable Total:	1,070
100% Alberta School Foundation Fund							
6810000	E -35-25-24-4 182.13 Acres						
	255050 RGE RD 241						
			NORTH OF RAILWAY				
			I Individual				



2019 Assessment Roll (Valuation Date 1-July, 2019) 2020 Taxation Year, Wheatland County

Assessment Year: 2019
Tax Year: 2020

Roll	Legal Address					Total
6811000	F	LAND & IMPROVEMENTS	T	1	FARMLAND	24,630
	R		T	103	RESIDENTIAL LAND & IMPROVEMENTS	217,630
	Taxable Total:					242,260
	R		E	901	RURAL RESIDENCE EXEMPTION (RAP)	30,770
	100% Alberta School Foundation Fund Totals:					273,030
6811000	NW-35-25-24-4 158.01 Acres		I Individual			
6812000	F	LAND	T	1	FARMLAND	25,470
	100% Alberta School Foundation Fund Taxable Total:					25,470
	SE-35-25-24-4 80.04 Acres		South of Canal			
	255002 RGE RD 241		I Individual			
	F	LAND & IMPROVEMENTS	T	1	FARMLAND	13,480
6814000	R		T	103	RESIDENTIAL LAND & IMPROVEMENTS	407,570
	Taxable Total:					421,050
	R		E	901	RURAL RESIDENCE EXEMPTION (RAP)	42,430
	100% Christ The Redeemer Reg. 3 Totals:					463,480
	SE-35-25-24-4 7.35 Acres		S of Stn Grds & N of Creek C Corporation			
6816000	F	LAND	T	1	FARMLAND	640
	100% Alberta School Foundation Fund Taxable Total:					640
	SE-35-25-24-4 2.33 Acres		S OF STN. GRNDS. N OF CREEK			
			C Corporation			
	F	LAND	T	1	FARMLAND	250
6816010	100% Alberta School Foundation Fund Taxable Total:					250
	9711105 3 SE-35-25-24-4 4.57 Acres		I Individual			
	R	LAND	T	104	RESIDENTIAL VACANT LAND	6,400
	100% Alberta School Foundation Fund Taxable Total:					6,400
	SE-35-25-24-4 2.70 Acres		Westerly Ptn. N of can. S of R\ R			
6817000			I Individual			
	F	LAND	T	1	FARMLAND	290
	100% Christ The Redeemer Reg. 3 Taxable Total:					290
	1311881 4 1 SE-35-25-24-4 0.98 Acres		lane S of Pl 832CN N of R\ R			
	255026 RGE RD 241		I Individual			
6818000	R	LAND & IMPROVEMENTS	T	103	RESIDENTIAL LAND & IMPROVEMENTS	423,300
	100% Alberta School Foundation Fund Taxable Total:					423,300



2019 Assessment Roll (Valuation Date 1-July, 2019) 2020 Taxation Year, Wheatland County

Assessment Year: 2019
Tax Year: 2020

Roll	Legal Address	Total
6819010	832CN 1 3,7&10,23 SE-35-25-24-4 2.55 Acres	IOTS 1, 3 TO 7 & 10 TO 23 I Individual
	F LAND T 1 FARMLAND 100% Alberta School Foundation Fund	Taxable Total: 270
6819030	832CN 1 2 SE-35-25-24-4 3,900 Sq. Feet	M Municipal
	NR LAND E 160 TAX RECOVERY EXEMPT 100% Alberta School Foundation Fund	Exempt Total: 10,260
6819040	832CN 1 8,9 SE-35-25-24-4 7,800 Sq. Feet	I Individual
	R LAND T 104 RESIDENTIAL VACANT LAND 100% Alberta School Foundation Fund	Taxable Total: 18,200
6819060	832CN 2 1-23 SE-35-25-24-4 2.82 Acres	I Individual
	F LAND T 1 FARMLAND 100% Alberta School Foundation Fund	Taxable Total: 300
6819080	832CN R SE-35-25-24-4 2.00 Acres	P Provincial
	NR LAND E 154 OTHER PROV. IMP EXEMPT 100% Alberta School Foundation Fund	Exempt Total: 68,430
6819090	RW172 RLY 25 SE-35-25-24-4 7.07 Acres	& RLY25 Railway Station Grnd C Corporation
	R LAND T 104 RESIDENTIAL VACANT LAND 100% Alberta School Foundation Fund	Taxable Total: 89,100
6820000	SW-35-25-24-4 86.00 Acres 254083D HWY 21	South of Railway West of Hwy I Individual
	F LAND & IMPROVEMENTS T 1 FARMLAND R T 103 RESIDENTIAL LAND & IMPROVEMENTS	9,590 192,570
	R E 901 RURAL RESIDENCE EXEMPTION (RAP) 100% Christ The Redeemer Reg. 3	Taxable Total: 202,160 10,330
		Totals: 212,490
6820010	9510757 4 SW-35-25-24-4 33.26 Acres 255037 HWY 21	North of R/R & East of Canal I Individual
	F LAND & IMPROVEMENTS T 1 FARMLAND R T 103 RESIDENTIAL LAND & IMPROVEMENTS	4,620 364,060
		Taxable Total: 368,680



2019 Assessment Roll (Valuation Date 1-July, 2019) 2020 Taxation Year, Wheatland County

Assessment Year: 2019
Tax Year: 2020

Roll	Legal Address				Total
	R	E	901	RURAL RESIDENCE EXEMPTION (RAP)	61,540
	R	E	903	FARM BUILDING EXEMPT	39,440
			100%	Christ The Redeemer Reg. 3	100,980
				Exempt Total:	469,660
				Totals:	
6820020	9510759 1	SW-35-25-24-4	3.18 Acres	East of Highway & Southernly	
	254083C	HWY 21		I Individual	
	R	LAND & IMPROVEMENTS	T	103 RESIDENTIAL LAND & IMPROVEMENTS	255,800
				100% Alberta School Foundation Fund	
6820030	9510757 3	SW-35-25-24-4	2.67 Acres	NorthWest Corner	
				I Individual	
	F	LAND	T	1 FARMLAND	460
				100% Christ The Redeemer Reg. 3	
6820040	SW-35-25-24-4	13.10 Acres		SOUTH OF RAILWAY & WEST OF RD	
				I Individual	
	F	LAND	T	1 FARMLAND	1,640
				100% Alberta School Foundation Fund	
6821000	0513781 1 2	NE-36-25-24-4	147.66 Acres	SE 2.5 ac.	
				C Corporation	
	F	LAND	T	1 FARMLAND	29,580
				100% Christ The Redeemer Reg. 3	
6821010	0513781 1 1	NE-36-25-24-4	3.00 Acres	NE Corner	
	240001	HWY 564		I Individual	
	R	LAND & IMPROVEMENTS	T	103 RESIDENTIAL LAND & IMPROVEMENTS	333,100
				100% Alberta School Foundation Fund	
6822000	NE-36-25-24-4	5.75 Acres		Southeast Corner	
				I Individual	
	F	LAND	T	1 FARMLAND	490
				100% Alberta School Foundation Fund	
6823000	NE-36-25-24-4	0.57 Acres		Southwest Corner	
				I Individual	
	R	LAND	T	104 RESIDENTIAL VACANT LAND	600
				100% Alberta School Foundation Fund	
6824000	NW-36-25-24-4	146.36 Acres		I Individual	
	F	LAND	T	1 FARMLAND	34,580



2019 Assessment Roll (Valuation Date 1-July, 2019) 2020 Taxation Year, Wheatland County

Assessment Year: 2019
Tax Year: 2020

Roll	Legal Address					Total
	100% Alberta School Foundation Fund					
6824010	9411900 1 NW-36-25-24-4 11.49 Acres 255069 RGE RD 241				Northwest Corner I Individual	
	F LAND & IMPROVEMENTS	T 1	FARMLAND			620
	R	T 103	RESIDENTIAL LAND & IMPROVEMENTS			219,580
	R	E 901	RURAL RESIDENCE EXEMPTION (RAP)		Taxable Total:	220,200
		100% Alberta School Foundation Fund			Totals:	620
						220,820
6825000	SE-36-25-24-4 138.40 Acres				I Individual	
	F LAND	T 1	FARMLAND		Taxable Total:	19,100
		100% Alberta School Foundation Fund				
6826000	SE-36-25-24-4 11.49 Acres				North of Canal I Individual	
	F LAND	T 1	FARMLAND		Taxable Total:	970
		100% Alberta School Foundation Fund				
6828000	SW-36-25-24-4 139.72 Acres				C Corporation	
	F LAND	T 1	FARMLAND		Taxable Total:	18,230
		100% Alberta School Foundation Fund				
6829000	SW-36-25-24-4 8.85 Acres 255011 RGE RD 241				South of Rlwy & West of Canal I Individual	
	F LAND & IMPROVEMENTS	T 1	FARMLAND			510
	R	T 103	RESIDENTIAL LAND & IMPROVEMENTS			603,830
	R	E 901	RURAL RESIDENCE EXEMPTION (RAP)		Taxable Total:	604,340
		100% Alberta School Foundation Fund			Totals:	1,370
						605,710
6833000	0210821 3 5 SE-30-25-24-4 1.95 Acres 254044 RGE RD 245				I Individual	
	R LAND & IMPROVEMENTS	T 103	RESIDENTIAL LAND & IMPROVEMENTS		Taxable Total:	446,800
		100% Alberta School Foundation Fund				
6836000	0210821 3 7 SE-30-25-24-4 0.54 Acres 254036 RGE RD 245				I Individual	
	R LAND & IMPROVEMENTS	T 103	RESIDENTIAL LAND & IMPROVEMENTS		Taxable Total:	305,000
		100% The Golden Hills Reg. Div. 15				



2019 Assessment Roll (Valuation Date 1-July, 2019) 2020 Taxation Year, Wheatland County

Assessment Year: 2019
Tax Year: 2020

Roll	Legal Address	Total
6837000	0210821 3 6 SE-30-25-24-4 3.97 Acres 254040 RGE RD 245	NIGHTINGALE COMMUNITY HALL Nightingale Community Hall C Corporation
	NR LAND & IMPROVEMENTS E 165 CHARITABLE & WELFARE EXEMPT 100% Alberta School Foundation Fund	Exempt Total: 655,610
6838000	7911063 3 3 SE-30-25-24-4 7,500 Sq. Feet	M Municipal
	NR LAND E 155 WHEATLAND COUNTY EXEMPT 100% Alberta School Foundation Fund	Exempt Total: 34,170
6839000	7911063 3 4 SE-30-25-24-4 24,900 Sq. Feet 254042 RGE RD 245	I Individual
	R LAND & IMPROVEMENTS T 103 RESIDENTIAL LAND & IMPROVEMENTS 100% Alberta School Foundation Fund	Taxable Total: 254,900
6840000	1744AD 4 1-11 SE-30-25-24-4 0.82 Acres 254032 RGE RD 245	I Individual
	R LAND & IMPROVEMENTS T 103 RESIDENTIAL LAND & IMPROVEMENTS 100% The Golden Hills Reg. Div. 15	Taxable Total: 251,600
6841000	0913786 5 7 SE-30-25-24-4 1.66 Acres 254028 RGE RD 245	SW CORNER LSD 8 I Individual
	R LAND & IMPROVEMENTS T 103 RESIDENTIAL LAND & IMPROVEMENTS 100% Alberta School Foundation Fund	Taxable Total: 548,000
6841001	0913786 5 8 SE-30-25-24-4 1.50 Acres 254026 RGE RD 245	NW CORNER LSD 1 I Individual
	R LAND & IMPROVEMENTS T 103 RESIDENTIAL LAND & IMPROVEMENTS 100% Alberta School Foundation Fund	Taxable Total: 525,900
6841002	1611660 5 10 SE-30-25-24-4 2.19 Acres	West central of LSD 1 I Individual
	F LAND T 1 FARMLAND 100% Alberta School Foundation Fund	Taxable Total: 240
6841003	0913786 5 9 SE-30-25-24-4 1.50 Acres 254024 RGE RD 245	NW CORNER LSD 1 I Individual
	R LAND & IMPROVEMENTS T 103 RESIDENTIAL LAND & IMPROVEMENTS 50% The Golden Hills Reg. Div. 15 50% Christ The Redeemer Reg. 3	Taxable Total: 553,000
6841004	0814338 5 6 SE-30-25-24-4 4.00 Acres 245018A HWY 564	I Individual



2019 Assessment Roll (Valuation Date 1-July, 2019) 2020 Taxation Year, Wheatland County

Assessment Year: 2019
Tax Year: 2020

Roll	Legal Address				Total
	R	LAND & IMPROVEMENTS	T 103	RESIDENTIAL LAND & IMPROVEMENTS	Taxable Total: 499,400
6841005	1611660 5 11	SE-30-25-24-4 2.19 Acres	100%	Alberta School Foundation Fund	E 58 m of west central LSD 1 I Individual
	F	LAND	T 1	FARMLAND	Taxable Total: 240
6853010	SE-30-25-24-4	1.69 Acres	100%	Alberta School Foundation Fund	Nightingale R/R Right-of-way I Individual
	F	LAND	T 1	FARMLAND	Taxable Total: 120
6907000	NE-1-26-24-4	160.00 Acres	100%	Alberta School Foundation Fund	I Individual
	F	LAND	T 1	FARMLAND	Taxable Total: 40,980
6908000	NW-1-26-24-4	80.25 Acres	100%	Christ The Redeemer Reg. 3	North Half I Individual
	F	LAND & IMPROVEMENTS	T 1	FARMLAND	13,130
	R		T 103	RESIDENTIAL LAND & IMPROVEMENTS	638,280
	R		E 901	RURAL RESIDENCE EXEMPTION (RAP)	27,920
	R		E 903	FARM BUILDING EXEMPT	113,590
			100%	Christ The Redeemer Reg. 3	Exempt Total: 141,510
					Totals: 792,920
6908010	1612501 1 1	NW-1-26-24-4 79.25 Acres			South Half I Individual
	F	LAND & IMPROVEMENTS	T 1	FARMLAND	11,320
	R		T 103	RESIDENTIAL LAND & IMPROVEMENTS	288,960
	R		E 901	RURAL RESIDENCE EXEMPTION (RAP)	61,540
	R		E 903	FARM BUILDING EXEMPT	14,100
			100%	Christ The Redeemer Reg. 3	Exempt Total: 75,640
					Totals: 375,920
6909000	SE-1-26-24-4	158.01 Acres			I Individual
	F	LAND	T 1	FARMLAND	Taxable Total: 35,840
			100%	Christ The Redeemer Reg. 3	



2019 Assessment Roll (Valuation Date 1-July, 2019) 2020 Taxation Year, Wheatland County

Assessment Year: 2019
Tax Year: 2020

Roll	Legal Address	Total
6910000	SW-1-26-24-4 158.01 Acres	
	I Individual	
	F LAND T 1 FARMLAND 100% Christ The Redeemer Reg. 3	Taxable Total: 26,360
6911000	NE-2-26-24-4 160.00 Acres	
	I Individual	
	F LAND T 1 FARMLAND 100% Alberta School Foundation Fund	Taxable Total: 19,430
6912000	NW-2-26-24-4 155.95 Acres	
	I Individual	
	F LAND T 1 FARMLAND 100% Alberta School Foundation Fund	Taxable Total: 28,750
6913000	SE-2-26-24-4 155.01 Acres 241024 HWY 564	
	I Individual	
	F LAND & IMPROVEMENTS T 1 FARMLAND	16,900
	R T 103 RESIDENTIAL LAND & IMPROVEMENTS	547,060
	R E 901 RURAL RESIDENCE EXEMPTION (RAP) 100% Alberta School Foundation Fund	Taxable Total: 563,960
		61,540
		Totals: 625,500
6913010	9810956 1 SE-2-26-24-4 3.00 Acres 260030 RGE RD 241	527' SOUTH OF NORTHEAST CORNER
	I Individual	
	R LAND & IMPROVEMENTS T 103 RESIDENTIAL LAND & IMPROVEMENTS 100% Alberta School Foundation Fund	Taxable Total: 522,300
6914000	SW-2-26-24-4 156.34 Acres	
	I Individual	
	F LAND T 1 FARMLAND 100% Alberta School Foundation Fund	Taxable Total: 23,920
6915000	NE-3-26-24-4 155.95 Acres	
	I Individual	
	F LAND T 1 FARMLAND 100% The Golden Hills Reg. Div. 15	Taxable Total: 17,550
6916000	NW-3-26-24-4 155.00 Acres	
	I Individual	
	F LAND T 1 FARMLAND 100% The Golden Hills Reg. Div. 15	Taxable Total: 22,350



2019 Assessment Roll (Valuation Date 1-July, 2019) 2020 Taxation Year, Wheatland County

Assessment Year: 2019
Tax Year: 2020

Roll	Legal Address						Total
6917000	SE-3-26-24-4	152.29 Acres					
	260022 HWY 21						
			I Individual				
	F LAND & IMPROVEMENTS		T 1	FARMLAND			28,760
	R		T 103	RESIDENTIAL LAND & IMPROVEMENTS			356,420
			Taxable Total:				385,180
	R		E 901	RURAL RESIDENCE EXEMPTION (RAP)			92,310
	R		E 903	FARM BUILDING EXEMPT			8,130
			100% The Golden Hills Reg. Div. 15				100,440
			Exempt Total:				485,620
			Totals:				
6918000	SW-3-26-24-4	155.20 Acres					
			I Individual				
	F LAND		T 1	FARMLAND		Taxable Total:	30,200
			100% The Golden Hills Reg. Div. 15				
6919000	NE-4-26-24-4	160.00 Acres					
			I Individual				
	F LAND		T 1	FARMLAND		Taxable Total:	26,680
			100% Alberta School Foundation Fund				
6920000	NW-4-26-24-4	160.00 Acres					
	260047 RGE RD 244						
			I Individual				
	F LAND & IMPROVEMENTS		T 1	FARMLAND			27,140
	R		T 103	RESIDENTIAL LAND & IMPROVEMENTS			250,670
			Taxable Total:				277,810
	R		E 901	RURAL RESIDENCE EXEMPTION (RAP)			92,310
	R		E 903	FARM BUILDING EXEMPT			5,390
			100% Alberta School Foundation Fund				97,700
			Exempt Total:				375,510
			Totals:				
6921000	SE-4-26-24-4	159.30 Acres					
			I Individual				
	F LAND		T 1	FARMLAND		Taxable Total:	29,400
			100% The Golden Hills Reg. Div. 15				
6922000	SW-4-26-24-4	160.00 Acres					
	260017 RGE RD 244						
			I Individual				
	F LAND & IMPROVEMENTS		T 1	FARMLAND			24,810
	R		T 103	RESIDENTIAL LAND & IMPROVEMENTS			304,860
			Taxable Total:				329,670
	R		E 901	RURAL RESIDENCE EXEMPTION (RAP)			61,540
			Totals:				391,210



2019 Assessment Roll (Valuation Date 1-July, 2019) 2020 Taxation Year, Wheatland County

Assessment Year: 2019
Tax Year: 2020

Roll	Legal Address	100% Alberta School Foundation Fund				Total
6923000	NE-5-26-24-4 160.00 Acres					
		I Individual				
	F LAND	T 1	FARMLAND	Taxable Total:		25,650
		100% Alberta School Foundation Fund				
6924000	NW-5-26-24-4 159.00 Acres					
		I Individual				
	F LAND	T 1	FARMLAND	Taxable Total:		13,370
		100% Alberta School Foundation Fund				
6925000	SE-5-26-24-4 160.00 Acres					
		I Individual				
	F LAND	T 1	FARMLAND	Taxable Total:		22,600
		100% Alberta School Foundation Fund				
6926000	SW-5-26-24-4 159.00 Acres 260013 RGE RD 245					
		I Individual				
	F LAND & IMPROVEMENTS	T 1	FARMLAND			14,100
	R	T 103	RESIDENTIAL LAND & IMPROVEMENTS			203,600
		Taxable Total:				217,700
	R	E 901	RURAL RESIDENCE EXEMPTION (RAP)			14,100
		100% Alberta School Foundation Fund				
		Totals:				231,800
6927000	NE-6-26-24-4 159.00 Acres					
		I Individual				
	F LAND	T 1	FARMLAND	Taxable Total:		22,540
		100% Alberta School Foundation Fund				
6928000	NW-6-26-24-4 158.77 Acres					
		I Individual				
	F LAND	T 1	FARMLAND	Taxable Total:		17,860
		100% Christ The Redeemer Reg. 3				
6929000	SE-6-26-24-4 159.00 Acres					
		I Individual				
	F LAND	T 1	FARMLAND	Taxable Total:		14,490
		100% Alberta School Foundation Fund				
6930000	SW-6-26-24-4 145.63 Acres					
		I Individual				
	F LAND	T 1	FARMLAND	Taxable Total:		15,040
		100% Alberta School Foundation Fund				



2019 Assessment Roll (Valuation Date 1-July, 2019) 2020 Taxation Year, Wheatland County

Assessment Year: 2019
Tax Year: 2020

Roll	Legal Address	Total
6930010	RY372 SW-6-26-24-4 5.44 Acres	Railway & Extra R of Way I Individual
	F LAND T 1 FARMLAND 100% Alberta School Foundation Fund	Taxable Total: 320
6931000	SW-6-26-24-4 5.20 Acres	Southwest Corner West of RIRd I Individual
	F LAND T 1 FARMLAND 100% Alberta School Foundation Fund	Taxable Total: 410
6932000	NE-7-26-24-4 158.04 Acres	I Individual
	F LAND T 1 FARMLAND 100% Alberta School Foundation Fund	Taxable Total: 20,550
6933000	NW-7-26-24-4 155.10 Acres 261057A RGE RD 250	I Individual
	F LAND & IMPROVEMENTS T 1 FARMLAND	18,830
	R T 103 RESIDENTIAL LAND & IMPROVEMENTS	565,090
	R E 901 RURAL RESIDENCE EXEMPTION (RAP) 100% Christ The Redeemer Reg. 3	Taxable Total: 583,920 92,310
		Totals: 676,230
6933010	9710503 1 NW-7-26-24-4 4.90 Acres 245041 TWP RD 262	NORTHEAST CORNER I Individual
	F LAND & IMPROVEMENTS T 1 FARMLAND	220
	R T 103 RESIDENTIAL LAND & IMPROVEMENTS	702,610
	R E 901 RURAL RESIDENCE EXEMPTION (RAP)	Taxable Total: 702,830 26,790
	R E 903 FARM BUILDING EXEMPT	98,320
	100% Alberta School Foundation Fund	Exempt Total: 125,110
		Totals: 827,940
6934000	SE-7-26-24-4 159.00 Acres 261016 RGE RD 245	I Individual
	F LAND & IMPROVEMENTS T 1 FARMLAND	21,360
	R T 103 RESIDENTIAL LAND & IMPROVEMENTS	437,920
	R E 901 RURAL RESIDENCE EXEMPTION (RAP)	Taxable Total: 459,280 21,360
	R E 903 FARM BUILDING EXEMPT	8,020
		Exempt Total: 29,380
		Totals: 488,660



2019 Assessment Roll (Valuation Date 1-July, 2019) 2020 Taxation Year, Wheatland County

Assessment Year: 2019
Tax Year: 2020

Roll	Legal Address	100% Alberta School Foundation Fund				Total
6935000	SW-7-26-24-4 151.40 Acres				I Individual	
	F LAND	T 1	FARMLAND	Taxable Total:		16,370
			100% Christ The Redeemer Reg. 3			
6936000	4082FL A SW-7-26-24-4 8.60 Acres 261011 RGE RD 250				Southwest Corner I Individual	
	F LAND & IMPROVEMENTS	T 1	FARMLAND			460
	R	T 103	RESIDENTIAL LAND & IMPROVEMENTS			598,740
				Taxable Total:		599,200
	R	E 901	RURAL RESIDENCE EXEMPTION (RAP)			460
	R	E 903	FARM BUILDING EXEMPT			30,960
			100% Alberta School Foundation Fund	Exempt Total:		31,420
				Totals:		630,620
6937000	NE-8-26-24-4 160.00 Acres				I Individual	
	F LAND	T 1	FARMLAND	Taxable Total:		24,330
			100% Alberta School Foundation Fund			
6938000	NW-8-26-24-4 159.00 Acres 261063 RGE RD 245				I Individual	
	F LAND & IMPROVEMENTS	T 1	FARMLAND			18,610
	R	T 103	RESIDENTIAL LAND & IMPROVEMENTS			321,080
				Taxable Total:		339,690
	R	E 901	RURAL RESIDENCE EXEMPTION (RAP)			45,020
			100% Alberta School Foundation Fund	Totals:		384,710
6939000	SE-8-26-24-4 160.00 Acres				I Individual	
	F LAND	T 1	FARMLAND	Taxable Total:		17,780
			100% Alberta School Foundation Fund			
6940000	SW-8-26-24-4 159.00 Acres 261015 RGE RD 245				I Individual	
	F LAND & IMPROVEMENTS	T 1	FARMLAND			16,270
	R	T 103	RESIDENTIAL LAND & IMPROVEMENTS			507,240
				Taxable Total:		523,510
	R	E 901	RURAL RESIDENCE EXEMPTION (RAP)			16,270
	R	E 903	FARM BUILDING EXEMPT			74,860
				Exempt Total:		91,130
				Totals:		614,640



2019 Assessment Roll (Valuation Date 1-July, 2019) 2020 Taxation Year, Wheatland County

Assessment Year: 2019
Tax Year: 2020

Roll	Legal Address	100% Alberta School Foundation Fund				Total
6941000	NE-9-26-24-4 145.10 Acres 243039 TWP RD 262				C Corporation	
	F LAND & IMPROVEMENTS	T 1	FARMLAND			18,370
	R	T 103	RESIDENTIAL LAND & IMPROVEMENTS			252,910
					Taxable Total:	271,280
	R	E 901	RURAL RESIDENCE EXEMPTION (RAP)			61,540
	R	E 903	FARM BUILDING EXEMPT			12,450
			100% Alberta School Foundation Fund		Exempt Total:	73,990
					Totals:	345,270
6941010	8810728 1 NE-9-26-24-4 10.00 Acres 243019 TWP RD 262				Northwest Corner LSD 16 I Individual	
	F LAND & IMPROVEMENTS	T 1	FARMLAND			580
	R	T 103	RESIDENTIAL LAND & IMPROVEMENTS			385,720
					Taxable Total:	386,300
	R	E 901	RURAL RESIDENCE EXEMPTION (RAP)			580
	R	E 903	FARM BUILDING EXEMPT			20,600
			100% Alberta School Foundation Fund		Exempt Total:	21,180
					Totals:	407,480
6942000	NW-9-26-24-4 160.00 Acres				C Corporation	
	F LAND	T 1	FARMLAND		Taxable Total:	26,160
			100% Alberta School Foundation Fund			
6943000	SE-9-26-24-4 154.40 Acres				C Corporation	
	F LAND	T 1	FARMLAND		Taxable Total:	28,060
			100% Alberta School Foundation Fund			
6944000	SW-9-26-24-4 156.20 Acres 261009 RGE RD 244				I Individual	
	F LAND & IMPROVEMENTS	T 1	FARMLAND			25,670
	R	T 103	RESIDENTIAL LAND & IMPROVEMENTS			301,230
					Taxable Total:	326,900
	R	E 901	RURAL RESIDENCE EXEMPTION (RAP)			25,670
			100% Alberta School Foundation Fund		Totals:	352,570
6944010	9311614 1 SW-9-26-24-4 3.80 Acres 261017 RGE RD 244				Northwest Portion LSD 4 I Individual	
	R LAND & IMPROVEMENTS	T 103	RESIDENTIAL LAND & IMPROVEMENTS		Taxable Total:	409,100
			100% Alberta School Foundation Fund			



2019 Assessment Roll (Valuation Date 1-July, 2019) 2020 Taxation Year, Wheatland County

Assessment Year: 2019
Tax Year: 2020

Roll	Legal Address	Total
6945000	NE-10-26-24-4 142.24 Acres	
	I Individual	
	F LAND T 1 FARMLAND Taxable Total: 20,960	
	100% Christ The Redeemer Reg. 3	
6945010	1113000 1 1 NE-10-26-24-4 3.90 Acres	
	242039 TWP RD 262 NW CORNER	
	I Individual	
	R LAND & IMPROVEMENTS T 103 RESIDENTIAL LAND & IMPROVEMENTS Taxable Total: 306,300	
	100% Alberta School Foundation Fund	
6946000	NW-10-26-24-4 147.24 Acres	
	I Individual	
	F LAND T 1 FARMLAND Taxable Total: 22,550	
	100% Alberta School Foundation Fund	
6946010	9212248 2 NW-10-26-24-4 6.46 Acres	
	242041 TWP RD 262 Northeast Corner	
	I Individual	
	F LAND & IMPROVEMENTS T 1 FARMLAND 400	
	R T 103 RESIDENTIAL LAND & IMPROVEMENTS 325,600	
	Taxable Total: 326,000	
	R E 901 RURAL RESIDENCE EXEMPTION (RAP) 400	
	100% Alberta School Foundation Fund Totals: 326,400	
6946020	9212248 1 NW-10-26-24-4 3.00 Acres	
	242047 TWP RD 262 NE Crn E of Nrthly Ptn of Cnl	
	I Individual	
	R LAND & IMPROVEMENTS T 103 RESIDENTIAL LAND & IMPROVEMENTS 607,900	
	R E 903 FARM BUILDING EXEMPT 5,530	
	100% Christ The Redeemer Reg. 3 Totals: 613,430	
6947000	SE-10-26-24-4 155.42 Acres	
	I Individual	
	F LAND T 1 FARMLAND Taxable Total: 16,020	
	100% Alberta School Foundation Fund	
6948000	SW-10-26-24-4 157.60 Acres	
	I Individual	
	F LAND T 1 FARMLAND Taxable Total: 13,270	
	100% Alberta School Foundation Fund	
6949000	NE-11-26-24-4 151.90 Acres	
	261066 RGE RD 241 I Individual	
	F LAND & IMPROVEMENTS T 1 FARMLAND 26,490	
	R T 103 RESIDENTIAL LAND & IMPROVEMENTS 351,460	



2019 Assessment Roll (Valuation Date 1-July, 2019) 2020 Taxation Year, Wheatland County

Assessment Year: 2019
Tax Year: 2020

Roll	Legal Address				Total
	R		E 901	RURAL RESIDENCE EXEMPTION (RAP)	Taxable Total: 377,950
	R		E 903	FARM BUILDING EXEMPT	61,540
			100%	Christ The Redeemer Reg. 3	31,080
					Exempt Total: 92,620
					Totals: 470,570
6950000	NW-11-26-24-4	149.28 Acres			North of Canal
					I Individual
	F LAND		T 1	FARMLAND	Taxable Total: 29,290
			100%	Alberta School Foundation Fund	
6951000	NW-11-26-24-4	2.36 Acres			Southeast of Canal
					I Individual
	F LAND		T 1	FARMLAND	Taxable Total: 240
			100%	Alberta School Foundation Fund	
6952000	SE-11-26-24-4	160.00 Acres			I Individual
	F LAND		T 1	FARMLAND	Taxable Total: 26,920
			100%	Alberta School Foundation Fund	
6953000	SW-11-26-24-4	140.06 Acres			I Individual
	F LAND		T 1	FARMLAND	Taxable Total: 14,390
			100%	Alberta School Foundation Fund	
6954000	SW-11-26-24-4	11.44 Acres			Northwest of Canal
					I Individual
	F LAND		T 1	FARMLAND	Taxable Total: 1,340
			100%	Alberta School Foundation Fund	
6955000	NE-12-26-24-4	141.47 Acres			C Corporation
	F LAND		T 1	FARMLAND	Taxable Total: 24,000
			100%	Christ The Redeemer Reg. 3	
6955010	1010902 1 2 NE-12-26-24-4	18.53 Acres			W PART LSD 15 & NW PART LSD 10
	240041 TWP RD 262				I Individual
	F LAND & IMPROVEMENTS		T 1	FARMLAND	1,620
	R		T 103	RESIDENTIAL LAND & IMPROVEMENTS	403,580
					Taxable Total: 405,200
	R		E 901	RURAL RESIDENCE EXEMPTION (RAP)	1,620
	R		E 903	FARM BUILDING EXEMPT	35,760
					Exempt Total: 37,380



2019 Assessment Roll (Valuation Date 1-July, 2019) 2020 Taxation Year, Wheatland County

Assessment Year: 2019
Tax Year: 2020

Roll	Legal Address	100% Alberta School Foundation Fund				Total
Totals:						442,580
6956000	NW-12-26-24-4	139.01 Acres				
			C Corporation			
	F	LAND	T	1	FARMLAND	Taxable Total: 13,240
			100% Alberta School Foundation Fund			
6956010	9711586 1 NW-12-26-24-4	20.99 Acres	Southwest Corner			
		261061 RGE RD 241	I Individual			
	F	LAND & IMPROVEMENTS	T	1	FARMLAND	1,960
	R		T	103	RESIDENTIAL LAND & IMPROVEMENTS	464,450
			Taxable Total:			466,410
	R		E	901	RURAL RESIDENCE EXEMPTION (RAP)	1,960
	R		E	903	FARM BUILDING EXEMPT	10,010
			100% Alberta School Foundation Fund			
			Exempt Total:			11,970
			Totals:			478,380
6958000	SE-12-26-24-4	160.00 Acres				
			C Corporation			
	F	LAND	T	1	FARMLAND	Taxable Total: 30,790
			100% Christ The Redeemer Reg. 3			
6959000	SW-12-26-24-4	160.00 Acres				
			I Individual			
	F	LAND	T	1	FARMLAND	Taxable Total: 30,950
			100% Christ The Redeemer Reg. 3			
6960000	NE-13-26-24-4	155.46 Acres				
			I Individual			
	F	LAND	T	1	FARMLAND	Taxable Total: 38,410
			100% Alberta School Foundation Fund			
6961000	NW-13-26-24-4	154.89 Acres				
		262053 RGE RD 241	I Individual			
	F	LAND & IMPROVEMENTS	T	1	FARMLAND	18,290
	R		T	103	RESIDENTIAL LAND & IMPROVEMENTS	308,010
			Taxable Total:			326,300
	R		E	901	RURAL RESIDENCE EXEMPTION (RAP)	61,540
	R		E	903	FARM BUILDING EXEMPT	5,150
			100% Alberta School Foundation Fund			
			Exempt Total:			66,690
			Totals:			392,990
6962000	SE-13-26-24-4	160.00 Acres				
			I Individual			



2019 Assessment Roll (Valuation Date 1-July, 2019) 2020 Taxation Year, Wheatland County

Assessment Year: 2019
Tax Year: 2020

Roll	Legal Address					Total
	F	LAND	T	1	FARMLAND	Taxable Total: 36,120
					100% Alberta School Foundation Fund	
6963000	SW-13-26-24-4	160.00 Acres				I Individual
	F	LAND	T	1	FARMLAND	Taxable Total: 11,950
					100% Alberta School Foundation Fund	
6964000	NE-14-26-24-4	107.71 Acres				West of Canal Gravel Pit & Scale I Individual
	F	LAND & IMPROVEMENTS	T	1	FARMLAND	21,420
	NR		T	105	NON-RESEIDENTIAL LAND & IMPROVEMENTS	115,000
						Taxable Total: 136,420
	R		E	903	FARM BUILDING EXEMPT	53,410
					100% Alberta School Foundation Fund	Totals: 189,830
6964010	NE-14-26-24-4	7.99 Acres				Northeast Corner
		262068 RGE RD 241				C Corporation
	F	LAND & IMPROVEMENTS	T	1	FARMLAND	1,070
	R		T	103	RESIDENTIAL LAND & IMPROVEMENTS	267,060
						Taxable Total: 268,130
	R		E	901	RURAL RESIDENCE EXEMPTION (RAP)	61,540
					100% Alberta School Foundation Fund	Totals: 329,670
6964020	NE-14-26-24-4	24.69 Acres				East of Canal R of Way
		262050A RGE RD 241				I Individual
	F	LAND & IMPROVEMENTS	T	1	FARMLAND	1,550
	R		T	103	RESIDENTIAL LAND & IMPROVEMENTS	466,750
						Taxable Total: 468,300
	R		E	901	RURAL RESIDENCE EXEMPTION (RAP)	1,550
	R		E	903	FARM BUILDING EXEMPT	35,570
					100% Alberta School Foundation Fund	Exempt Total: 37,120
						Totals: 505,420
6965000	NW-14-26-24-4	151.15 Acres				I Individual
	F	LAND	T	1	FARMLAND	Taxable Total: 30,140
					100% Christ The Redeemer Reg. 3	
6966000	SE-14-26-24-4	150.85 Acres				I Individual
	F	LAND	T	1	FARMLAND	Taxable Total: 23,890
					100% Alberta School Foundation Fund	



2019 Assessment Roll (Valuation Date 1-July, 2019) 2020 Taxation Year, Wheatland County

Assessment Year: 2019
Tax Year: 2020

Roll	Legal Address	Total
6967000	SW-14-26-24-4 155.80 Acres	
	I Individual	
	F LAND T 1 FARMLAND Taxable Total: 29,600	
	100% Christ The Redeemer Reg. 3	
6968000	NE-15-26-24-4 156.34 Acres	
	I Individual	
	F LAND T 1 FARMLAND Taxable Total: 31,040	
	100% Alberta School Foundation Fund	
6969000	NW-15-26-24-4 148.60 Acres	
	I Individual	
	F LAND T 1 FARMLAND Taxable Total: 28,910	
	100% Alberta School Foundation Fund	
6970000	SE-15-26-24-4 156.07 Acres	
	242024A TWP RD 262	
	I Individual	
	F LAND & IMPROVEMENTS T 1 FARMLAND 29,850	
	R T 103 RESIDENTIAL LAND & IMPROVEMENTS 448,380	
	R E 901 RURAL RESIDENCE EXEMPTION (RAP) 109,920	
	100% Alberta School Foundation Fund Totals: 588,150	
6971000	SW-15-26-24-4 152.70 Acres	
	I Individual	
	F LAND T 1 FARMLAND Taxable Total: 27,870	
	100% Alberta School Foundation Fund	
6971010	IRR476 W -15-26-24-4 15.18 Acres	
	Canal Right of Way C Corporation	
	NR LAND E 167 WESTERN IRRIGATION DIST EXEMPT 16,190	
	100% Alberta School Foundation Fund	
6972000	NE-16-26-24-4 101.91 Acres	
	262052A RGE RD 243	
	South of Canal I Individual	
	F LAND & IMPROVEMENTS T 1 FARMLAND 16,180	
	R T 103 RESIDENTIAL LAND & IMPROVEMENTS 590,620	
	R E 901 RURAL RESIDENCE EXEMPTION (RAP) 123,080	
	100% Alberta School Foundation Fund Totals: 729,880	
6973000	NE-16-26-24-4 40.00 Acres	
	North of Canal I Individual	



2019 Assessment Roll (Valuation Date 1-July, 2019) 2020 Taxation Year, Wheatland County

Assessment Year: 2019
Tax Year: 2020

Roll	Legal Address					Taxable Total:	Total
	F	LAND	T	1	FARMLAND		7,000
					100% Alberta School Foundation Fund		
6973010	NE-16-26-24-4	3.08 Acres				Ptn. Original Rd. Allowance C Corporation	
	NR	LAND	E	167	WESTERN IRRIGATION DIST EXEMPT	Exempt Total:	3,290
					100% Alberta School Foundation Fund		
6974000	NW-16-26-24-4	154.70 Acres				I Individual	
	F	LAND	T	1	FARMLAND	Taxable Total:	30,160
					100% Alberta School Foundation Fund		
6975000	SE-16-26-24-4	152.38 Acres				I Individual	
	F	LAND	T	1	FARMLAND	Taxable Total:	22,800
					100% Alberta School Foundation Fund		
6976000	SW-16-26-24-4	160.00 Acres				I Individual	
	F	LAND	T	1	FARMLAND	Taxable Total:	21,090
					100% Alberta School Foundation Fund		
6976010	IRR1323 E -16-26-24-4	12.16 Acres				Spillway NE 4.54ac, SE 7.62ac C Corporation	
	NR	LAND	E	167	WESTERN IRRIGATION DIST EXEMPT	Exempt Total:	12,970
					100% Alberta School Foundation Fund		
6977000	NE-17-26-24-4	160.00 Acres				I Individual	
	F	LAND	T	1	FARMLAND	Taxable Total:	22,660
					50% Christ The Redeemer Reg. 3 50% Alberta School Foundation Fund		
6978000	NW-17-26-24-4	151.39 Acres				I Individual	
		262075 RGE RD 245					
	F	LAND & IMPROVEMENTS	T	1	FARMLAND		12,110
	R		T	103	RESIDENTIAL LAND & IMPROVEMENTS		329,760
						Taxable Total:	341,870
	R		E	901	RURAL RESIDENCE EXEMPTION (RAP)		61,540
	R		E	903	FARM BUILDING EXEMPT		11,000
						Exempt Total:	72,540
						Totals:	414,410



2019 Assessment Roll (Valuation Date 1-July, 2019) 2020 Taxation Year, Wheatland County

Assessment Year: 2019
Tax Year: 2020

Roll	Legal Address	100% Alberta School Foundation Fund				Total
6979000	SE-17-26-24-4 244028A TWP RD 262	160.00 Acres	I Individual			
	F LAND & IMPROVEMENTS		T 1 FARMLAND			23,450
	R		T 103 RESIDENTIAL LAND & IMPROVEMENTS			391,420
				Taxable Total:		414,870
	R		E 901 RURAL RESIDENCE EXEMPTION (RAP)			92,310
	R		E 903 FARM BUILDING EXEMPT			6,140
			100% Alberta School Foundation Fund	Exempt Total:		98,450
				Totals:		513,320
6980000	SW-17-26-24-4	132.49 Acres	North of Road I Individual			
	F LAND		T 1 FARMLAND	Taxable Total:		15,570
			100% Alberta School Foundation Fund			
6981000	SW-17-26-24-4 262005 RGE RD 245	15.00 Acres	Southwest Corner South of Road I Individual			
	F LAND & IMPROVEMENTS		T 1 FARMLAND			350
	R		T 103 RESIDENTIAL LAND & IMPROVEMENTS			372,890
				Taxable Total:		373,240
	R		E 901 RURAL RESIDENCE EXEMPTION (RAP)			48,610
	R		E 903 FARM BUILDING EXEMPT			15,810
			100% Alberta School Foundation Fund	Exempt Total:		64,420
				Totals:		437,660
6982000	SW-17-26-24-4	8.13 Acres	Northwest Corner of LSD 4 I Individual			
	F LAND		T 1 FARMLAND	Taxable Total:		680
			100% Alberta School Foundation Fund			
6983000	NE-18-26-24-4	152.44 Acres	C Corporation			
	F LAND		T 1 FARMLAND	Taxable Total:		23,530
			100% Alberta School Foundation Fund			
6984000	NW-18-26-24-4	151.20 Acres	C Corporation			
	F LAND		T 1 FARMLAND	Taxable Total:		21,380
			100% Alberta School Foundation Fund			
6985000	SE-18-26-24-4 245028 TWP RD 262	149.90 Acres	C Corporation			



2019 Assessment Roll (Valuation Date 1-July, 2019) 2020 Taxation Year, Wheatland County

Assessment Year: 2019
Tax Year: 2020

Roll	Legal Address					Total
	F	LAND & IMPROVEMENTS	T	1	FARMLAND	21,130
	R		T	103	RESIDENTIAL LAND & IMPROVEMENTS	286,260
					Taxable Total:	307,390
	R		E	901	RURAL RESIDENCE EXEMPTION (RAP)	61,540
				100%	Alberta School Foundation Fund	Totals: 368,930
6987000	SW-18-26-24-4	155.28 Acres			C Corporation	
	F	LAND	T	1	FARMLAND	Taxable Total: 8,740
				100%	Alberta School Foundation Fund	
6988000	NE-19-26-24-4	150.75 Acres			I Individual	
	F	LAND	T	1	FARMLAND	Taxable Total: 31,490
				100%	Alberta School Foundation Fund	
6988010	1015057 1 1 NE-19-26-24-4 8.25 Acres 263066 RGE RD 245				SE LSD 16 I Individual	
	F	LAND & IMPROVEMENTS	T	1	FARMLAND	700
	R		T	103	RESIDENTIAL LAND & IMPROVEMENTS	682,500
					Taxable Total:	683,200
	R		E	901	RURAL RESIDENCE EXEMPTION (RAP)	700
				100%	Alberta School Foundation Fund	Totals: 683,900
6989000	NW-19-26-24-4	160.00 Acres			I Individual	
	F	LAND	T	1	FARMLAND	Taxable Total: 35,210
				100%	Alberta School Foundation Fund	
6990000	SE-19-26-24-4 159.00 Acres 263006 RGE RD 245				C Corporation	
	F	LAND & IMPROVEMENTS	T	1	FARMLAND	34,860
	R		T	103	RESIDENTIAL LAND & IMPROVEMENTS	335,160
					Taxable Total:	370,020
	R		E	901	RURAL RESIDENCE EXEMPTION (RAP)	30,770
	R		E	903	FARM BUILDING EXEMPT	3,570
				100%	Alberta School Foundation Fund	Exempt Total: 34,340
					Totals:	404,360
6991000	SW-19-26-24-4	158.20 Acres			C Corporation	
	F	LAND	T	1	FARMLAND	Taxable Total: 34,940
				100%	Alberta School Foundation Fund	



2019 Assessment Roll (Valuation Date 1-July, 2019) 2020 Taxation Year, Wheatland County

Assessment Year: 2019
Tax Year: 2020

Roll	Legal Address					Total
6992000	NE-20-26-24-4	160.00 Acres			I Individual	
	F LAND		T 1 FARMLAND	Taxable Total:		35,870
			100% Alberta School Foundation Fund			
6993000	NW-20-26-24-4	159.00 Acres			I Individual	
	F LAND		T 1 FARMLAND	Taxable Total:		32,170
			100% Alberta School Foundation Fund			
6994000	SE-20-26-24-4	151.20 Acres			I Individual	
	F LAND		T 1 FARMLAND	Taxable Total:		23,290
			100% Alberta School Foundation Fund			
6995000	SW-20-26-24-4	155.60 Acres			I Individual	
	F LAND		T 1 FARMLAND	Taxable Total:		29,620
			100% Alberta School Foundation Fund			
6996000	NE-21-26-24-4	160.00 Acres			C Corporation	
	F LAND		T 1 FARMLAND	Taxable Total:		44,190
			100% Alberta School Foundation Fund			
6997000	NW-21-26-24-4	160.00 Acres			I Individual	
	F LAND		T 1 FARMLAND	Taxable Total:		38,110
			100% Alberta School Foundation Fund			
6998000	SE-21-26-24-4	157.60 Acres			I Individual	
	F LAND		T 1 FARMLAND	Taxable Total:		40,120
			100% Alberta School Foundation Fund			
6998010	SE-21-26-24-4	0.66 Acres			Ptn. of Orig. Rd. Allowance C Corporation	
	NR LAND		E 167 WESTERN IRRIGATION DIST EXEMPT	Exempt Total:		700
			100% Alberta School Foundation Fund			
6999000	SW-21-26-24-4	154.20 Acres			I Individual	
	F LAND		T 1 FARMLAND	Taxable Total:		37,740



2019 Assessment Roll (Valuation Date 1-July, 2019) 2020 Taxation Year, Wheatland County

Assessment Year: 2019
Tax Year: 2020

Roll	Legal Address						Total
	100% Alberta School Foundation Fund						
6999010	IRR427	S -21-26-24-4	8.20 Acres			Canal R of Way C Corporation	
	NR	LAND		E	167	WESTERN IRRIGATION DIST EXEMPT 100% Alberta School Foundation Fund	Exempt Total: 157,710
7000000	NE-22-26-24-4		157.07 Acres			I Individual	
	F	LAND		T	1	FARMLAND	Taxable Total: 29,860
	100% Alberta School Foundation Fund						
7001000	NW-22-26-24-4		160.00 Acres			C Corporation	
	F	LAND		T	1	FARMLAND	Taxable Total: 37,320
	100% Alberta School Foundation Fund						
7002000	SE-22-26-24-4		156.67 Acres			I Individual	
	F	LAND		T	1	FARMLAND	Taxable Total: 29,430
	100% Alberta School Foundation Fund						
7003000	SW-22-26-24-4		80.00 Acres			East Half I Individual	
	F	LAND		T	1	FARMLAND	Taxable Total: 14,140
	100% Alberta School Foundation Fund						
7004000	SW-22-26-24-4		78.30 Acres			West Half I Individual	
	F	LAND		T	1	FARMLAND	Taxable Total: 13,330
	100% Alberta School Foundation Fund						
7004010	IRR476	SW-22-26-24-4	0.94 Acres			Canal R of Way C Corporation	
	NR	LAND		E	167	WESTERN IRRIGATION DIST EXEMPT 100% Alberta School Foundation Fund	Exempt Total: 1,000
7005000	NE-23-26-24-4		154.19 Acres			I Individual	
	F	LAND		T	1	FARMLAND	Taxable Total: 27,250
	100% Alberta School Foundation Fund						
7006000	NE-23-26-24-4		0.64 Acres			Road Allow in NE Crn N of Cnl M Municipal	



2019 Assessment Roll (Valuation Date 1-July, 2019) 2020 Taxation Year, Wheatland County

Assessment Year: 2019
Tax Year: 2020

Roll	Legal Address					Total
	NR	LAND	E 155	WHEATLAND COUNTY EXEMPT	Exempt Total:	680
7007000	NW-23-26-24-4	154.81 Acres	100%	Alberta School Foundation Fund	I Individual	
	F	LAND	T 1	FARMLAND	Taxable Total:	37,310
7008000	SE-23-26-24-4	150.59 Acres	100%	Alberta School Foundation Fund	I Individual	
	F	LAND	T 1	FARMLAND	Taxable Total:	32,340
7009000	SW-23-26-24-4	150.83 Acres	100%	Alberta School Foundation Fund	I Individual	
	F	LAND	T 1	FARMLAND	Taxable Total:	29,390
7010000	NE-24-26-24-4	160.00 Acres	100%	Alberta School Foundation Fund	I Individual	
		240027 TWP RD 264				
	F	LAND & IMPROVEMENTS	T 1	FARMLAND		28,100
	R		T 103	RESIDENTIAL LAND & IMPROVEMENTS		206,760
					Taxable Total:	234,860
	R		E 901	RURAL RESIDENCE EXEMPTION (RAP)		61,540
			100%	Alberta School Foundation Fund	Totals:	296,400
7011000	NW-24-26-24-4	155.15 Acres			I Individual	
	F	LAND	T 1	FARMLAND	Taxable Total:	27,250
7012000	NW-24-26-24-4	2.10 Acres	100%	Alberta School Foundation Fund	Northwest Corner M Municipal	
	NR	LAND	E 156	SCHOOLS EXEMPT	Exempt Total:	47,250
7013000	SE-24-26-24-4	155.46 Acres	100%	Alberta School Foundation Fund	I Individual	
	F	LAND	T 1	FARMLAND	Taxable Total:	33,490
7014000	SW-24-26-24-4	151.66 Acres	100%	Alberta School Foundation Fund	I Individual	
	F	LAND	T 1	FARMLAND	Taxable Total:	19,060



2019 Assessment Roll (Valuation Date 1-July, 2019) 2020 Taxation Year, Wheatland County

Assessment Year: 2019
Tax Year: 2020

Roll	Legal Address						Total
			100% Alberta School Foundation Fund				
7015000	NE-25-26-24-4	152.40 Acres					
			I Individual				
	F LAND		T 1 FARMLAND	Taxable Total:		36,640	
			100% Alberta School Foundation Fund				
7016000	NW-25-26-24-4	153.43 Acres					
	264043 RGE RD 241		I Individual				
	F LAND & IMPROVEMENTS		T 1 FARMLAND			23,680	
	R		T 103 RESIDENTIAL LAND & IMPROVEMENTS			394,910	
			Taxable Total:		418,590		
	R		E 901 RURAL RESIDENCE EXEMPTION (RAP)			61,540	
	R		E 903 FARM BUILDING EXEMPT			24,250	
			100% Alberta School Foundation Fund		Exempt Total:	85,790	
					Totals:	504,380	
7017000	SE-25-26-24-4	160.00 Acres					
	240032 TWP RD 264		I Individual				
	F LAND & IMPROVEMENTS		T 1 FARMLAND			29,100	
	R		T 103 RESIDENTIAL LAND & IMPROVEMENTS			266,220	
			Taxable Total:		295,320		
	R		E 901 RURAL RESIDENCE EXEMPTION (RAP)			29,100	
	R		E 903 FARM BUILDING EXEMPT			4,020	
			100% Alberta School Foundation Fund		Exempt Total:	33,120	
					Totals:	328,440	
7018000	SW-25-26-24-4	153.86 Acres					
			I Individual				
	F LAND		T 1 FARMLAND	Taxable Total:		26,400	
			100% Alberta School Foundation Fund				
7019000	NE-26-26-24-4	157.60 Acres					
			I Individual				
	F LAND		T 1 FARMLAND	Taxable Total:		38,370	
			100% Alberta School Foundation Fund				
7019010	NE-26-26-24-4	0.52 Acres					
			PTN. OF RD. ALLOW. E OF NE M Municipal				
	NR LAND		E 155 WHEATLAND COUNTY EXEMPT	Exempt Total:		5,010	
			100% Alberta School Foundation Fund				
7020000	NW-26-26-24-4	154.01 Acres					
			I Individual				



2019 Assessment Roll (Valuation Date 1-July, 2019) 2020 Taxation Year, Wheatland County

Assessment Year: 2019
Tax Year: 2020

Roll	Legal Address					Total
	F	LAND	T	1	FARMLAND	
					100% Alberta School Foundation Fund	Taxable Total: 34,790
7021000	SE-26-26-24-4	159.01 Acres				I Individual
	F	LAND	T	1	FARMLAND	
					100% Alberta School Foundation Fund	Taxable Total: 40,890
7022000	SW-26-26-24-4	153.37 Acres				I Individual
	F	LAND	T	1	FARMLAND	
					100% Alberta School Foundation Fund	Taxable Total: 34,120
7023000	NE-27-26-24-4	148.89 Acres				I Individual
		264054A HWY 21				
	F	LAND & IMPROVEMENTS	T	1	FARMLAND	23,340
	R		T	103	RESIDENTIAL LAND & IMPROVEMENTS	514,090
						Taxable Total: 537,430
	R		E	901	RURAL RESIDENCE EXEMPTION (RAP)	92,310
					100% Alberta School Foundation Fund	Totals: 629,740
7025000	NW-27-26-24-4	153.66 Acres				I Individual
	F	LAND	T	1	FARMLAND	
					100% Alberta School Foundation Fund	Taxable Total: 18,730
7025010	8811209 1	NE-27-26-24-4 13.91 Acres				within LSD 10 of NW 27 Dyno Explosives Plant, formerly ACE
		264054 HWY 21				C Corporation
	ME	LAND & IMPROVEMENTS	T	7	MACHINERY & EQUIPMENT	45,400
	NR		T	105	NON-RESEIDENTIAL LAND & IMPROVEMENTS	1,007,260
					100% Alberta School Foundation Fund	Taxable Total: 1,052,660
7026000	9011519 2	SE-27-26-24-4 40.03 Acres				LSD 2 & W 217' of LSD 1
		242042 TWP RD 264				I Individual
	F	LAND & IMPROVEMENTS	T	1	FARMLAND	2,640
	R		T	103	RESIDENTIAL LAND & IMPROVEMENTS	545,360
						Taxable Total: 548,000
	R		E	901	RURAL RESIDENCE EXEMPTION (RAP)	2,640
					100% Alberta School Foundation Fund	Totals: 550,640
7027010	SW-27-26-24-4	119.84 Acres				C Corporation
	F	LAND	T	1	FARMLAND	
						Taxable Total: 24,070



2019 Assessment Roll (Valuation Date 1-July, 2019) 2020 Taxation Year, Wheatland County

Assessment Year: 2019
Tax Year: 2020

Roll	Legal Address					Total
	100% Alberta School Foundation Fund					
7027020	8411075 A	S -27-26-24-4	155.68 Acres		LSD 1&E Ptn of LSD 6 & all 7&8 I Individual	
	F	LAND		T 1	FARMLAND	Taxable Total: 16,670
	100% Alberta School Foundation Fund					
7028000	NE-28-26-24-4		160.00 Acres		I Individual	
	F	LAND		T 1	FARMLAND	Taxable Total: 27,600
	100% Christ The Redeemer Reg. 3					
7029000	NW-28-26-24-4		80.00 Acres		South Half I Individual	
	F	LAND		T 1	FARMLAND	Taxable Total: 7,940
	100% Alberta School Foundation Fund					
7030000	NW-28-26-24-4		80.00 Acres		North Half I Individual	
	F	LAND		T 1	FARMLAND	Taxable Total: 7,750
	100% Alberta School Foundation Fund					
7031000	SE-28-26-24-4		159.00 Acres		I Individual	
	F	LAND		T 1	FARMLAND	Taxable Total: 32,780
	100% Alberta School Foundation Fund					
7032000	SW-28-26-24-4		160.00 Acres		I Individual	
	F	LAND		T 1	FARMLAND	Taxable Total: 27,160
	100% Alberta School Foundation Fund					
7033000	NE-29-26-24-4		160.00 Acres		I Individual	
	F	LAND		T 1	FARMLAND	Taxable Total: 24,640
	100% Alberta School Foundation Fund					
7034000	NW-29-26-24-4		160.00 Acres		I Individual	
	F	LAND		T 1	FARMLAND	Taxable Total: 34,110
	100% Alberta School Foundation Fund					
7035000	SE-29-26-24-4		160.00 Acres		I Individual	



2019 Assessment Roll (Valuation Date 1-July, 2019) 2020 Taxation Year, Wheatland County

Assessment Year: 2019
Tax Year: 2020

Roll	Legal Address					Total
	F	LAND	T	1	FARMLAND	
					100% Alberta School Foundation Fund	Taxable Total: 25,120
7036000	SW-29-26-24-4	155.00 Acres				
	244064 TWP RD 264					I Individual
	F	LAND & IMPROVEMENTS	T	1	FARMLAND	34,640
	R		T	103	RESIDENTIAL LAND & IMPROVEMENTS	255,150
						Taxable Total: 289,790
	R		E	901	RURAL RESIDENCE EXEMPTION (RAP)	57,930
	R		E	903	FARM BUILDING EXEMPT	3,880
					100% Alberta School Foundation Fund	Exempt Total: 61,810
						Totals: 351,600
7036010	9711126 1 SW-29-26-24-4	5.00 Acres				Southeast Corner
	244046 TWP RD 264					I Individual
	R	LAND & IMPROVEMENTS	T	103	RESIDENTIAL LAND & IMPROVEMENTS	278,520
	R		E	901	RURAL RESIDENCE EXEMPTION (RAP)	60,580
					100% Alberta School Foundation Fund	Totals: 339,100
7037000	NE-30-26-24-4	160.00 Acres				I Individual
	F	LAND	T	1	FARMLAND	
					100% Alberta School Foundation Fund	Taxable Total: 30,880
7038000	NW-30-26-24-4	160.00 Acres				I Individual
	F	LAND	T	1	FARMLAND	
					100% Alberta School Foundation Fund	Taxable Total: 27,260
7039000	SE-30-26-24-4	160.00 Acres				I Individual
	245014 TWP RD 264					
	F	LAND & IMPROVEMENTS	T	1	FARMLAND	30,040
	R		T	103	RESIDENTIAL LAND & IMPROVEMENTS	523,470
						Taxable Total: 553,510
	R		E	901	RURAL RESIDENCE EXEMPTION (RAP)	92,310
	R		E	903	FARM BUILDING EXEMPT	8,920
					100% Alberta School Foundation Fund	Exempt Total: 101,230
						Totals: 654,740
7040000	SW-30-26-24-4	160.00 Acres				I Individual
	264029 RGE RD 250					
	F	LAND & IMPROVEMENTS	T	1	FARMLAND	30,700
	R		T	103	RESIDENTIAL LAND & IMPROVEMENTS	495,830



2019 Assessment Roll (Valuation Date 1-July, 2019) 2020 Taxation Year, Wheatland County

Assessment Year: 2019
Tax Year: 2020

Roll	Legal Address					Total
					Taxable Total:	526,530
	R		E 901	RURAL RESIDENCE EXEMPTION (RAP)		30,770
			100%	Alberta School Foundation Fund	Totals:	557,300
7041000	NE-31-26-24-4	158.96 Acres			I Individual	
	F LAND		T 1	FARMLAND	Taxable Total:	31,140
			100%	Alberta School Foundation Fund		
7042000	NW-31-26-24-4	135.22 Acres			I Individual	
	245047 TWP RD 270					
	F LAND & IMPROVEMENTS		T 1	FARMLAND		16,050
	R		T 103	RESIDENTIAL LAND & IMPROVEMENTS		515,750
					Taxable Total:	531,800
	R		E 901	RURAL RESIDENCE EXEMPTION (RAP)		16,050
			100%	Alberta School Foundation Fund	Totals:	547,850
7043000	SE-31-26-24-4	160.00 Acres			I Individual	
	F LAND		T 1	FARMLAND	Taxable Total:	23,150
			100%	Alberta School Foundation Fund		
7044000	SW-31-26-24-4	153.00 Acres			I Individual	
	F LAND		T 1	FARMLAND	Taxable Total:	24,320
			100%	Alberta School Foundation Fund		
7045000	NE-32-26-24-4	158.90 Acres			I Individual	
	F LAND		T 1	FARMLAND	Taxable Total:	30,130
			100%	Alberta School Foundation Fund		
7046000	NW-32-26-24-4	158.91 Acres			I Individual	
	F LAND		T 1	FARMLAND	Taxable Total:	28,540
			100%	Alberta School Foundation Fund		
7047000	SE-32-26-24-4	160.00 Acres			I Individual	
	F LAND		T 1	FARMLAND	Taxable Total:	25,190
			100%	Alberta School Foundation Fund		
7048000	SW-32-26-24-4	150.53 Acres			I Individual	
	265025 RGE RD 245					



2019 Assessment Roll (Valuation Date 1-July, 2019) 2020 Taxation Year, Wheatland County

Assessment Year: 2019
Tax Year: 2020

Roll	Legal Address						Total	
	F	LAND & IMPROVEMENTS		T	1	FARMLAND	20,840	
	R			T	103	RESIDENTIAL LAND & IMPROVEMENTS	337,630	
						Taxable Total:	358,470	
	R			E	901	RURAL RESIDENCE EXEMPTION (RAP)	30,770	
				100%	Alberta School Foundation Fund		Totals:	389,240
7048010	0610077 1 2	SW-32-26-24-4	9.47 Acres					I Individual
	265005 RGE RD 245							
	F	LAND & IMPROVEMENTS		T	1	FARMLAND	540	
	R			T	103	RESIDENTIAL LAND & IMPROVEMENTS	691,090	
						Taxable Total:	691,630	
	R			E	901	RURAL RESIDENCE EXEMPTION (RAP)	540	
	R			E	903	FARM BUILDING EXEMPT	124,170	
				100%	Alberta School Foundation Fund		Exempt Total:	124,710
							Totals:	816,340
7049000	NE-33-26-24-4	158.72 Acres						I Individual
	F	LAND		T	1	FARMLAND	Taxable Total:	19,010
					100%	Alberta School Foundation Fund		
7050000	NW-33-26-24-4	158.80 Acres						I Individual
	F	LAND		T	1	FARMLAND	Taxable Total:	26,470
					100%	Alberta School Foundation Fund		
7051000	SE-33-26-24-4	160.00 Acres						I Individual
	F	LAND		T	1	FARMLAND	Taxable Total:	22,340
					100%	Alberta School Foundation Fund		
7052000	SW-33-26-24-4	160.00 Acres						I Individual
	F	LAND		T	1	FARMLAND	Taxable Total:	29,010
					100%	Alberta School Foundation Fund		
7053000	NE-34-26-24-4	157.81 Acres						I Individual
	F	LAND		T	1	FARMLAND	Taxable Total:	39,030
					100%	Alberta School Foundation Fund		
7054000	NW-34-26-24-4	135.03 Acres						I Individual



2019 Assessment Roll (Valuation Date 1-July, 2019) 2020 Taxation Year, Wheatland County

Assessment Year: 2019
Tax Year: 2020

Roll	Legal Address					Total
	F	LAND	T	1	FARMLAND	Taxable Total: 25,190
					100% Alberta School Foundation Fund	
7055000	SE-34-26-24-4	158.73 Acres				I Individual
	F	LAND	T	1	FARMLAND	Taxable Total: 28,700
					100% Alberta School Foundation Fund	
7056000	SW-34-26-24-4	160.00 Acres				I Individual
	F	LAND	T	1	FARMLAND	Taxable Total: 18,340
					100% Alberta School Foundation Fund	
7057000	NE-35-26-24-4	158.14 Acres				I Individual
	F	LAND	T	1	FARMLAND	Taxable Total: 36,650
					100% Christ The Redeemer Reg. 3	
7058000	NW-35-26-24-4	149.62 Acres				I Individual
	F	LAND	T	1	FARMLAND	Taxable Total: 33,730
					100% Alberta School Foundation Fund	
7059000	SE-35-26-24-4	154.65 Acres				I Individual
		265038 RGE RD 241				
	F	LAND & IMPROVEMENTS	T	1	FARMLAND	38,110
	R		T	103	RESIDENTIAL LAND & IMPROVEMENTS	474,160
						Taxable Total: 512,270
	R		E	901	RURAL RESIDENCE EXEMPTION (RAP)	61,540
	R		E	903	FARM BUILDING EXEMPT	18,400
					100% The Golden Hills Reg. Div. 15	79,940
						Exempt Total: 79,940
						Totals: 592,210
7060000	SE-35-26-24-4	1.20 Acres				Road Allowance in Southeast Cr
						I Individual
	F	LAND	T	1	FARMLAND	Taxable Total: 110
					100% Alberta School Foundation Fund	
7061000	SE-35-26-24-4	1.60 Acres				South of Canal
						I Individual
	F	LAND	T	1	FARMLAND	Taxable Total: 140
					100% Alberta School Foundation Fund	



2019 Assessment Roll (Valuation Date 1-July, 2019) 2020 Taxation Year, Wheatland County

Assessment Year: 2019
Tax Year: 2020

Roll	Legal Address				Total
7062000	SW-35-26-24-4	153.14 Acres		C Corporation	
	F LAND		T 1 FARMLAND	Taxable Total:	35,560
			100% Alberta School Foundation Fund		
7063000	NE-36-26-24-4	159.12 Acres		I Individual	
	F LAND		T 1 FARMLAND	Taxable Total:	36,930
			100% Alberta School Foundation Fund		
7064000	NW-36-26-24-4	158.56 Acres		I Individual	
	F LAND		T 1 FARMLAND	Taxable Total:	39,220
			100% Alberta School Foundation Fund		
7065000	SE-36-26-24-4	160.00 Acres		I Individual	
	F LAND		T 1 FARMLAND	Taxable Total:	40,610
			100% Alberta School Foundation Fund		
7066000	1611331 1 2 SW-36-26-24-4 133.96 Acres 265037 RGE RD 241			I Individual	
	F LAND & IMPROVEMENTS		T 1 FARMLAND		29,040
	R		T 103 RESIDENTIAL LAND & IMPROVEMENTS		268,130
				Taxable Total:	297,170
	R		E 901 RURAL RESIDENCE EXEMPTION (RAP)		30,770
			100% Alberta School Foundation Fund	Totals:	327,940
7066010	1611331 1 1 SW-36-26-24-4 19.89 Acres 265029 RGE RD 241			Westcentral, N of Canal I Individual	
	F LAND & IMPROVEMENTS		T 1 FARMLAND		3,210
	R		T 103 RESIDENTIAL LAND & IMPROVEMENTS		579,340
				Taxable Total:	582,550
	R		E 901 RURAL RESIDENCE EXEMPTION (RAP)		3,210
	R		E 903 FARM BUILDING EXEMPT		334,670
			100% Alberta School Foundation Fund	Exempt Total:	337,880
				Totals:	920,430
7067000	NE-1-27-24-4	160.00 Acres		I Individual	
	F LAND		T 1 FARMLAND	Taxable Total:	32,550
			100% Alberta School Foundation Fund		



2019 Assessment Roll (Valuation Date 1-July, 2019) 2020 Taxation Year, Wheatland County

Assessment Year: 2019
Tax Year: 2020

Roll	Legal Address	Total
7068000	NW-1-27-24-4 147.46 Acres	
	I Individual	
	F LAND T 1 FARMLAND Taxable Total: 35,110	
	100% Alberta School Foundation Fund	
7069000	SE-1-27-24-4 160.40 Acres	
	240010 TWP RD 270	
	I Individual	
	F LAND & IMPROVEMENTS T 1 FARMLAND 36,690	
	R T 103 RESIDENTIAL LAND & IMPROVEMENTS 331,930	
	Taxable Total: 368,620	
	R E 901 RURAL RESIDENCE EXEMPTION (RAP) 30,770	
	R E 903 FARM BUILDING EXEMPT 5,800	
	100% Alberta School Foundation Fund Exempt Total: 36,570	
	Totals: 405,190	
7070000	SW-1-27-24-4 148.32 Acres	
	I Individual	
	F LAND T 1 FARMLAND Taxable Total: 31,120	
	100% Alberta School Foundation Fund	
7071000	NE-2-27-24-4 160.00 Acres	
	I Individual	
	F LAND T 1 FARMLAND Taxable Total: 33,600	
	100% Alberta School Foundation Fund	
7072000	NW-2-27-24-4 159.16 Acres	
	I Individual	
	F LAND T 1 FARMLAND Taxable Total: 29,720	
	100% Alberta School Foundation Fund	
7073000	SE-2-27-24-4 160.27 Acres	
	I Individual	
	F LAND T 1 FARMLAND Taxable Total: 31,130	
	100% Alberta School Foundation Fund	
7074000	SW-2-27-24-4 155.75 Acres	
	I Individual	
	F LAND T 1 FARMLAND Taxable Total: 37,050	
	100% Alberta School Foundation Fund	
7075000	NE-3-27-24-4 160.00 Acres	
	I Individual	
	F LAND T 1 FARMLAND Taxable Total: 26,110	



2019 Assessment Roll (Valuation Date 1-July, 2019) 2020 Taxation Year, Wheatland County

Assessment Year: 2019
Tax Year: 2020

Roll	Legal Address										Total
	100% Alberta School Foundation Fund										
7076000	NW-3-27-24-4		160.00 Acres								
	F	LAND			T	1	FARMLAND	Taxable Total:			22,820
	100% Alberta School Foundation Fund										
7077000	SE-3-27-24-4		159.86 Acres								
	F	LAND			T	1	FARMLAND	Taxable Total:			25,570
	100% Alberta School Foundation Fund										
7078000	SW-3-27-24-4		159.95 Acres								
	F	LAND			T	1	FARMLAND	Taxable Total:			26,840
	100% Alberta School Foundation Fund										
7079000	NE-4-27-24-4		159.41 Acres								
	F	LAND			T	1	FARMLAND	Taxable Total:			13,760
	100% Alberta School Foundation Fund										
7081000	NW-4-27-24-4		159.01 Acres								
	F	LAND			T	1	FARMLAND	Taxable Total:			12,630
	100% Alberta School Foundation Fund										
7082000	SE-4-27-24-4		157.92 Acres								
	F	LAND			T	1	FARMLAND	Taxable Total:			26,020
	100% Alberta School Foundation Fund										
7083000	1511185 1 1	SW-4-27-24-4	155.67 Acres								
	F	LAND			T	1	FARMLAND	Taxable Total:			29,330
	100% Alberta School Foundation Fund										
7084000	NE-5-27-24-4		159.01 Acres								
	F	LAND			T	1	FARMLAND	Taxable Total:			26,820
	100% Alberta School Foundation Fund										
7085000	NW-5-27-24-4		160.00 Acres								



2019 Assessment Roll (Valuation Date 1-July, 2019) 2020 Taxation Year, Wheatland County

Assessment Year: 2019
Tax Year: 2020

Roll	Legal Address					Total
	F	LAND	T	1	FARMLAND	
					100% Alberta School Foundation Fund	
7086000	SE-5-27-24-4	158.86 Acres				
	244040 TWP RD 270					
					I Individual	
	F	LAND & IMPROVEMENTS	T	1	FARMLAND	32,850
	R		T	103	RESIDENTIAL LAND & IMPROVEMENTS	204,510
					Taxable Total:	237,360
	R		E	901	RURAL RESIDENCE EXEMPTION (RAP)	61,540
	R		E	903	FARM BUILDING EXEMPT	9,050
					100% Alberta School Foundation Fund	
					Exempt Total:	70,590
					Totals:	307,950
7087000	SW-5-27-24-4	159.35 Acres				
					I Individual	
	F	LAND	T	1	FARMLAND	
					100% Alberta School Foundation Fund	
					Taxable Total:	11,720
7088000	NE-6-27-24-4	160.00 Acres				
					C Corporation	
	F	LAND	T	1	FARMLAND	
					100% Alberta School Foundation Fund	
					Taxable Total:	9,170
7089000	NW-6-27-24-4	160.00 Acres				
					C Corporation	
	F	LAND	T	1	FARMLAND	
					100% Alberta School Foundation Fund	
					Taxable Total:	9,170
7090000	SE-6-27-24-4	159.44 Acres				
					C Corporation	
	F	LAND	T	1	FARMLAND	
					100% Alberta School Foundation Fund	
					Taxable Total:	6,500
7091000	SW-6-27-24-4	159.42 Acres				
	245072 TWP RD 270					
					C Corporation	
	F	LAND & IMPROVEMENTS	T	1	FARMLAND	8,370
	R		T	103	RESIDENTIAL LAND & IMPROVEMENTS	185,930
					Taxable Total:	194,300
	R		E	901	RURAL RESIDENCE EXEMPTION (RAP)	30,770
					100% Alberta School Foundation Fund	
					Totals:	225,070
7092000	NE-7-27-24-4	160.00 Acres				
					C Corporation	



2019 Assessment Roll (Valuation Date 1-July, 2019) 2020 Taxation Year, Wheatland County

Assessment Year: 2019
Tax Year: 2020

Roll	Legal Address					Total
	F	LAND	T	1	FARMLAND	Taxable Total: 25,640
					100% Alberta School Foundation Fund	
7093000	NW-7-27-24-4	160.00 Acres				C Corporation
	F	LAND	T	1	FARMLAND	Taxable Total: 26,980
					100% Alberta School Foundation Fund	
7094000	SE-7-27-24-4	160.00 Acres				C Corporation
	F	LAND	T	1	FARMLAND	Taxable Total: 8,970
					100% Alberta School Foundation Fund	
7095000	SW-7-27-24-4	160.00 Acres				C Corporation
	F	LAND	T	1	FARMLAND	Taxable Total: 10,470
					100% Alberta School Foundation Fund	
7096000	NE-8-27-24-4	159.01 Acres				C Corporation
	F	LAND	T	1	FARMLAND	Taxable Total: 33,680
					100% Alberta School Foundation Fund	
7097000	NW-8-27-24-4	160.00 Acres				C Corporation
	F	LAND	T	1	FARMLAND	Taxable Total: 31,440
					100% Alberta School Foundation Fund	
7098000	SE-8-27-24-4	159.00 Acres				C Corporation
	F	LAND	T	1	FARMLAND	Taxable Total: 29,670
					100% Alberta School Foundation Fund	
7099000	SW-8-27-24-4	160.00 Acres				C Corporation
	F	LAND	T	1	FARMLAND	Taxable Total: 27,320
					100% Alberta School Foundation Fund	
7100000	NE-9-27-24-4	158.66 Acres				C Corporation
	F	LAND	T	1	FARMLAND	Taxable Total: 33,830
					100% Alberta School Foundation Fund	



2019 Assessment Roll (Valuation Date 1-July, 2019) 2020 Taxation Year, Wheatland County

Assessment Year: 2019
Tax Year: 2020

Roll	Legal Address					Total
7101000	NW-9-27-24-4	159.00 Acres			C Corporation	
	F LAND		T 1 FARMLAND		Taxable Total:	31,480
			100% Alberta School Foundation Fund			
7102000	SE-9-27-24-4	160.00 Acres			I Individual	
	F LAND		T 1 FARMLAND		Taxable Total:	31,090
			100% Alberta School Foundation Fund			
7103000	SW-9-27-24-4	159.00 Acres			I Individual	
	F LAND		T 1 FARMLAND		Taxable Total:	27,330
			100% Alberta School Foundation Fund			
7104000	NE-10-27-24-4	158.10 Acres			C Corporation	
	F LAND		T 1 FARMLAND		Taxable Total:	41,700
			100% Alberta School Foundation Fund			
7105000	NW-10-27-24-4	160.00 Acres			C Corporation	
	F LAND		T 1 FARMLAND		Taxable Total:	37,030
			100% Alberta School Foundation Fund			
7106000	SE-10-27-24-4	160.00 Acres			C Corporation	
	F LAND		T 1 FARMLAND		Taxable Total:	31,560
			100% Alberta School Foundation Fund			
7107000	SW-10-27-24-4	160.00 Acres			C Corporation	
	F LAND		T 1 FARMLAND		Taxable Total:	29,510
			100% Alberta School Foundation Fund			
7108000	NE-11-27-24-4	147.46 Acres			C Corporation	
	F LAND		T 1 FARMLAND		Taxable Total:	17,210
			100% Alberta School Foundation Fund			
7109000	4329JK OT NE-11-27-24-4	12.54 Acres			Northeast Corner P Provincial	
	NR LAND		E 154 OTHER PROV. IMP EXEMPT		Exempt Total:	128,470



2019 Assessment Roll (Valuation Date 1-July, 2019) 2020 Taxation Year, Wheatland County

Assessment Year: 2019
Tax Year: 2020

Roll	Legal Address					Total
			100% Alberta School Foundation Fund			
7110000	NW-11-27-24-4	160.00 Acres			C Corporation	
	F LAND		T 1 FARMLAND	Taxable Total:		29,430
			100% Alberta School Foundation Fund			
7111000	SE-11-27-24-4	160.00 Acres			C Corporation	
	F LAND		T 1 FARMLAND	Taxable Total:		35,460
			100% Alberta School Foundation Fund			
7112000	SW-11-27-24-4	160.00 Acres			C Corporation	
	F LAND		T 1 FARMLAND	Taxable Total:		30,240
			100% Alberta School Foundation Fund			
7113000	NE-12-27-24-4	156.59 Acres			C Corporation	
	F LAND		T 1 FARMLAND	Taxable Total:		32,750
			100% Alberta School Foundation Fund			
7114000	NW-12-27-24-4	149.19 Acres			C Corporation	
	F LAND		T 1 FARMLAND	Taxable Total:		28,410
			100% Alberta School Foundation Fund			
7115000	SE-12-27-24-4	160.00 Acres			C Corporation	
	F LAND		T 1 FARMLAND	Taxable Total:		35,160
			100% Alberta School Foundation Fund			
7116000	SW-12-27-24-4	147.42 Acres			C Corporation	
	F LAND		T 1 FARMLAND	Taxable Total:		29,920
			100% Alberta School Foundation Fund			
7117000	NE-13-27-24-4	149.44 Acres			C Corporation	
	F LAND		T 1 FARMLAND	Taxable Total:		26,690
			100% Alberta School Foundation Fund			
7119000	NW-13-27-24-4	150.03 Acres			C Corporation	



2019 Assessment Roll (Valuation Date 1-July, 2019) 2020 Taxation Year, Wheatland County

Assessment Year: 2019
Tax Year: 2020

Roll	Legal Address					Total
	F	LAND	T	1	FARMLAND	Taxable Total: 12,840
					100% Alberta School Foundation Fund	
7121000	SE-13-27-24-4	148.82 Acres				C Corporation
	F	LAND	T	1	FARMLAND	Taxable Total: 30,240
					100% Alberta School Foundation Fund	
7122000	SW-13-27-24-4	155.78 Acres				C Corporation
	F	LAND	T	1	FARMLAND	Taxable Total: 18,270
					100% Alberta School Foundation Fund	
7124000	NE-14-27-24-4	159.30 Acres				C Corporation
	F	LAND	T	1	FARMLAND	Taxable Total: 30,670
					100% Alberta School Foundation Fund	
7125000	NW-14-27-24-4	152.77 Acres				C Corporation
	F	LAND	T	1	FARMLAND	Taxable Total: 29,860
					100% Alberta School Foundation Fund	
7127000	SE-14-27-24-4	158.40 Acres				Stahlville Colony
	241002 TWP RD 272					C Corporation
	F	LAND & IMPROVEMENTS	T	1	FARMLAND	18,870
	R		T	103	RESIDENTIAL LAND & IMPROVEMENTS	2,485,730
	NR		T	105	NON-RESEIDENTIAL LAND & IMPROVEMENTS	98,550
					Taxable Total:	2,603,150
	NR		E	156	SCHOOLS EXEMPT	2,212,900
	R		E	901	RURAL RESIDENCE EXEMPTION (RAP)	800,020
	R		E	903	FARM BUILDING EXEMPT	58,890
					100% Alberta School Foundation Fund	Exempt Total: 3,071,810
						Totals: 5,674,960
7128000	SW-14-27-24-4	157.81 Acres				C Corporation
	F	LAND	T	1	FARMLAND	Taxable Total: 15,950
					100% Alberta School Foundation Fund	
7129000	NE-15-27-24-4	154.75 Acres				C Corporation
	F	LAND	T	1	FARMLAND	Taxable Total: 14,760



2019 Assessment Roll (Valuation Date 1-July, 2019) 2020 Taxation Year, Wheatland County

Assessment Year: 2019
Tax Year: 2020

Roll	Legal Address						Total
7130000	NW-15-27-24-4	160.00 Acres	100% Alberta School Foundation Fund				
					C Corporation		
	F	LAND	T	1	FARMLAND	Taxable Total:	29,190
7131000	SE-15-27-24-4	155.26 Acres	100% Alberta School Foundation Fund				
					C Corporation		
	F	LAND	T	1	FARMLAND	Taxable Total:	30,680
7133000	SW-15-27-24-4	160.00 Acres	100% Alberta School Foundation Fund				
					C Corporation		
	F	LAND	T	1	FARMLAND	Taxable Total:	37,880
7134000	NE-16-27-24-4	158.90 Acres	100% Alberta School Foundation Fund				
					I Individual		
	F	LAND	T	1	FARMLAND	Taxable Total:	34,550
7134010	0511044 1 1 NE-16-27-24-4 1.10 Acres 272044 RGE RD 243		100% Alberta School Foundation Fund				
	R	LAND & IMPROVEMENTS	T	103	RESIDENTIAL LAND & IMPROVEMENTS	SE CORNER I Individual Taxable Total:	176,400
7135000	NW-16-27-24-4	159.01 Acres	100% Alberta School Foundation Fund				
					C Corporation		
	F	LAND	T	1	FARMLAND	Taxable Total:	31,520
7136000	SE-16-27-24-4	160.00 Acres	100% Alberta School Foundation Fund				
					C Corporation		
	F	LAND	T	1	FARMLAND	Taxable Total:	35,980
7137000	SW-16-27-24-4	159.01 Acres	100% Alberta School Foundation Fund				
					C Corporation		
	F	LAND	T	1	FARMLAND	Taxable Total:	33,230
7138000	NE-17-27-24-4	158.56 Acres	100% Alberta School Foundation Fund				
					C Corporation		



2019 Assessment Roll (Valuation Date 1-July, 2019) 2020 Taxation Year, Wheatland County

Assessment Year: 2019
Tax Year: 2020

Roll	Legal Address					Total
	F	LAND	T	1	FARMLAND	Taxable Total: 38,620
					100% Alberta School Foundation Fund	
7139000	NW-17-27-24-4	160.00 Acres				C Corporation
	F	LAND	T	1	FARMLAND	Taxable Total: 38,950
					100% Alberta School Foundation Fund	
7140000	SE-17-27-24-4	159.01 Acres				C Corporation
	F	LAND	T	1	FARMLAND	Taxable Total: 35,690
					100% Alberta School Foundation Fund	
7141000	SW-17-27-24-4	160.00 Acres				C Corporation
	F	LAND	T	1	FARMLAND	Taxable Total: 34,590
					100% Alberta School Foundation Fund	
7142000	NE-18-27-24-4	160.00 Acres				C Corporation
	F	LAND	T	1	FARMLAND	Taxable Total: 38,000
					100% Alberta School Foundation Fund	
7143000	NW-18-27-24-4	160.00 Acres				C Corporation
	F	LAND	T	1	FARMLAND	Taxable Total: 36,880
					100% Alberta School Foundation Fund	
7144000	SE-18-27-24-4	160.00 Acres				C Corporation
	F	LAND	T	1	FARMLAND	Taxable Total: 33,740
					100% Alberta School Foundation Fund	
7145000	SW-18-27-24-4	160.00 Acres				C Corporation
	F	LAND	T	1	FARMLAND	Taxable Total: 33,850
					100% Alberta School Foundation Fund	
7146000	NE-19-27-24-4	158.10 Acres				C Corporation
	F	LAND	T	1	FARMLAND	Taxable Total: 28,260
					100% Alberta School Foundation Fund	



2019 Assessment Roll (Valuation Date 1-July, 2019) 2020 Taxation Year, Wheatland County

Assessment Year: 2019
Tax Year: 2020

Roll	Legal Address				Total
7147000	NW-19-27-24-4 158.28 Acres	C Corporation			
	F LAND	T 1 FARMLAND	Taxable Total:		37,220
		100% Alberta School Foundation Fund			
7148000	SE-19-27-24-4 160.00 Acres	C Corporation			
	F LAND	T 1 FARMLAND	Taxable Total:		39,680
		100% Alberta School Foundation Fund			
7149000	SW-19-27-24-4 160.00 Acres	C Corporation			
	F LAND	T 1 FARMLAND	Taxable Total:		39,840
		100% Alberta School Foundation Fund			
7150000	NE-20-27-24-4 160.00 Acres 273050A RGE RD 244	I Individual			
	F LAND & IMPROVEMENTS	T 1 FARMLAND			16,540
	R	T 103 RESIDENTIAL LAND & IMPROVEMENTS			719,460
			Taxable Total:		736,000
	R	E 901 RURAL RESIDENCE EXEMPTION (RAP)			61,540
		100% Alberta School Foundation Fund	Totals:		797,540
7151000	NW-20-27-24-4 155.70 Acres	I Individual			
	F LAND	T 1 FARMLAND	Taxable Total:		15,350
		100% Alberta School Foundation Fund			
7152000	SE-20-27-24-4 65.08 Acres 273016B RGE RD 244	SOUTH OF RIVER, WESTERLY HALF I Individual			
	F LAND & IMPROVEMENTS	T 1 FARMLAND			8,540
	R	T 103 RESIDENTIAL LAND & IMPROVEMENTS			467,430
			Taxable Total:		475,970
	R	E 901 RURAL RESIDENCE EXEMPTION (RAP)			35,870
	R	E 903 FARM BUILDING EXEMPT			44,780
		100% Alberta School Foundation Fund	Exempt Total:		80,650
			Totals:		556,620
7152010	0011472 1 SE-20-27-24-4 64.42 Acres 273016A RGE RD 244	SOUTH OF RIVER, EASTERLY HALF Ron s Repair Services I Individual			
	F LAND & IMPROVEMENTS	T 1 FARMLAND			8,210
	R	T 103 RESIDENTIAL LAND & IMPROVEMENTS			132,200



2019 Assessment Roll (Valuation Date 1-July, 2019) 2020 Taxation Year, Wheatland County

Assessment Year: 2019
Tax Year: 2020

Roll	Legal Address					Total
	NR		T	105	NON-RESEDENTIAL LAND & IMPROVEMENTS	146,790
					Taxable Total:	287,200
	R		E	903	FARM BUILDING EXEMPT	48,520
				100%	The Golden Hills Reg. Div. 15	Totals: 335,720
7153000	SE-20-27-24-4	23.70 Acres			North of River I Individual	
	F	LAND	T	1	FARMLAND	Taxable Total: 1,930
				100%	Alberta School Foundation Fund	
7154000	SW-20-27-24-4	160.00 Acres			C Corporation	
	F	LAND	T	1	FARMLAND	Taxable Total: 38,580
				100%	Alberta School Foundation Fund	
7155000	NE-21-27-24-4	160.00 Acres			I Individual	
	F	LAND	T	1	FARMLAND	Taxable Total: 25,480
				100%	Alberta School Foundation Fund	
7156000	NW-21-27-24-4	160.00 Acres			I Individual	
		273057 RGE RD 244				
	F	LAND & IMPROVEMENTS	T	1	FARMLAND	36,030
	R		T	103	RESIDENTIAL LAND & IMPROVEMENTS	362,260
					Taxable Total:	398,290
	R		E	901	RURAL RESIDENCE EXEMPTION (RAP)	61,540
				100%	Alberta School Foundation Fund	Totals: 459,830
7157000	SE-21-27-24-4	92.15 Acres			South of River I Individual	
	F	LAND	T	1	FARMLAND	Taxable Total: 11,440
				100%	Alberta School Foundation Fund	
7158000	SE-21-27-24-4	63.40 Acres			North of River I Individual	
	F	LAND	T	1	FARMLAND	Taxable Total: 8,160
				100%	Alberta School Foundation Fund	
7159000	SW-21-27-24-4	93.50 Acres			North of River I Individual	
		273027 RGE RD 244				
	F	LAND & IMPROVEMENTS	T	1	FARMLAND	9,930
	R		T	103	RESIDENTIAL LAND & IMPROVEMENTS	454,300
				100%	The Golden Hills Reg. Div. 15	Taxable Total: 464,230



2019 Assessment Roll (Valuation Date 1-July, 2019) 2020 Taxation Year, Wheatland County

Assessment Year: 2019
Tax Year: 2020

Roll	Legal Address					Total
7160000	SW-21-27-24-4	58.09 Acres	South of River C Corporation			
	F LAND		T 1 FARMLAND	Taxable Total:		7,100
			100% Alberta School Foundation Fund			
7161000	NE-22-27-24-4	160.00 Acres	C Corporation			
	F LAND		T 1 FARMLAND	Taxable Total:		40,620
			100% Alberta School Foundation Fund			
7162000	9012404 1 NW-22-27-24-4	40.03 Acres	East Half LSD 11 & 14 I Individual			
	F LAND		T 1 FARMLAND	Taxable Total:		7,550
			100% Alberta School Foundation Fund			
7162010	9012404 2 NW-22-27-24-4	40.03 Acres	West Half LSD 12 & 13 I Individual			
	F LAND & IMPROVEMENTS		T 1 FARMLAND			3,630
	R		T 103 RESIDENTIAL LAND & IMPROVEMENTS			338,370
				Taxable Total:		342,000
	R		E 901 RURAL RESIDENCE EXEMPTION (RAP)			3,630
	R		E 903 FARM BUILDING EXEMPT			18,200
			100% Alberta School Foundation Fund	Exempt Total:		21,830
				Totals:		363,830
7163000	NW-22-27-24-4	79.75 Acres	East Half LSD 11 + 14 I Individual			
	F LAND & IMPROVEMENTS		T 1 FARMLAND			10,570
	R		T 103 RESIDENTIAL LAND & IMPROVEMENTS			421,860
				Taxable Total:		432,430
	R		E 901 RURAL RESIDENCE EXEMPTION (RAP)			61,540
	R		E 903 FARM BUILDING EXEMPT			16,560
			100% Alberta School Foundation Fund	Exempt Total:		78,100
				Totals:		510,530
7164000	SE-22-27-24-4	158.00 Acres	C Corporation			
	F LAND		T 1 FARMLAND	Taxable Total:		27,660
			100% Alberta School Foundation Fund			
7165000	SW-22-27-24-4	92.60 Acres	North & East of River C Corporation			
	F LAND		T 1 FARMLAND	Taxable Total:		8,980



2019 Assessment Roll (Valuation Date 1-July, 2019) 2020 Taxation Year, Wheatland County

Assessment Year: 2019
Tax Year: 2020

Roll	Legal Address					Total
			100% Alberta School Foundation Fund			
7166000	SW-22-27-24-4	60.05 Acres			South & West of River I Individual	
	F LAND		T 1 FARMLAND		Taxable Total:	9,530
			100% Alberta School Foundation Fund			
7167000	NE-23-27-24-4	160.00 Acres			C Corporation	
	F LAND		T 1 FARMLAND		Taxable Total:	39,700
			100% Alberta School Foundation Fund			
7168000	NW-23-27-24-4	160.00 Acres			C Corporation	
	F LAND		T 1 FARMLAND		Taxable Total:	40,620
			100% Alberta School Foundation Fund			
7169000	SE-23-27-24-4	160.00 Acres			C Corporation	
	F LAND		T 1 FARMLAND		Taxable Total:	39,370
			100% Alberta School Foundation Fund			
7170000	SW-23-27-24-4	160.00 Acres			C Corporation	
	F LAND		T 1 FARMLAND		Taxable Total:	40,130
			100% Alberta School Foundation Fund			
7171000	NE-24-27-24-4	151.83 Acres			C Corporation	
	F LAND		T 1 FARMLAND		Taxable Total:	17,430
			100% Alberta School Foundation Fund			
7173000	NW-24-27-24-4	160.00 Acres			C Corporation	
	F LAND		T 1 FARMLAND		Taxable Total:	21,800
			100% Alberta School Foundation Fund			
7174000	SE-24-27-24-4	136.92 Acres			C Corporation	
	F LAND		T 1 FARMLAND		Taxable Total:	11,640
			100% Alberta School Foundation Fund			
7176000	SW-24-27-24-4	156.40 Acres			C Corporation	



2019 Assessment Roll (Valuation Date 1-July, 2019) 2020 Taxation Year, Wheatland County

Assessment Year: 2019
Tax Year: 2020

Roll	Legal Address					Total
	F	LAND	T	1	FARMLAND	Taxable Total: 18,100
					100% Alberta School Foundation Fund	
7178000	NE-25-27-24-4	152.36 Acres				C Corporation
	F	LAND	T	1	FARMLAND	Taxable Total: 37,260
					100% Alberta School Foundation Fund	
7180000	NW-25-27-24-4	100.00 Acres				LSD 11&12 & S Half LSD 13 & 14 I Individual
	F	LAND	T	1	FARMLAND	Taxable Total: 22,370
					100% Alberta School Foundation Fund	
7180010	NW-25-27-24-4	60.00 Acres				N Hf, S Hf & All N Hf LS 13&14 I Individual
	F	LAND	T	1	FARMLAND	Taxable Total: 14,190
					100% Alberta School Foundation Fund	
7181000	SE-25-27-24-4	152.33 Acres				I Individual
	F	LAND	T	1	FARMLAND	Taxable Total: 37,880
					100% Alberta School Foundation Fund	
7182000	SW-25-27-24-4	160.00 Acres				I Individual
	F	LAND	T	1	FARMLAND	Taxable Total: 34,890
					100% Alberta School Foundation Fund	
7183000	NE-26-27-24-4	79.34 Acres				LSD 9 & 16 I Individual
		241005 TWP RD 275				
	F	LAND & IMPROVEMENTS	T	1	FARMLAND	19,130
	R		T	103	RESIDENTIAL LAND & IMPROVEMENTS	308,590
						Taxable Total: 327,720
	R		E	901	RURAL RESIDENCE EXEMPTION (RAP)	61,540
	R		E	903	FARM BUILDING EXEMPT	4,670
					100% Alberta School Foundation Fund	Exempt Total: 66,210
						Totals: 393,930
7184000	NE-26-27-24-4	39.94 Acres				w1/2 lsd 10 & 15
		241037 TWP RD 275				I Individual
	F	LAND & IMPROVEMENTS	T	1	FARMLAND	8,150
	R		T	103	RESIDENTIAL LAND & IMPROVEMENTS	301,160
						Taxable Total: 309,310



2019 Assessment Roll (Valuation Date 1-July, 2019) 2020 Taxation Year, Wheatland County

Assessment Year: 2019
Tax Year: 2020

Roll	Legal Address					Total
	R		E 901	RURAL RESIDENCE EXEMPTION (RAP)		61,540
			100%	Alberta School Foundation Fund	Totals:	370,850
7185000	NE-26-27-24-4	39.67 Acres			East Half LSD 10 & 15 I Individual	
	F LAND		T 1	FARMLAND	Taxable Total:	8,930
			100%	Alberta School Foundation Fund		
7186000	NW-26-27-24-4	78.63 Acres			E Hf LSD 12&13 W Hf LSD 11&14 I Individual	
	F LAND		T 1	FARMLAND	Taxable Total:	18,820
			100%	Alberta School Foundation Fund		
7187000	NW-26-27-24-4	39.37 Acres			West Half LSD 12 & 13 I Individual	
	F LAND		T 1	FARMLAND	Taxable Total:	8,760
			100%	Alberta School Foundation Fund		
7188000	NW-26-27-24-4	39.31 Acres			East Half LSD 11 & 14 I Individual	
	F LAND		T 1	FARMLAND	Taxable Total:	8,390
			100%	Alberta School Foundation Fund		
7189000	SE-26-27-24-4	80.00 Acres			East Half I Individual	
	F LAND		T 1	FARMLAND	Taxable Total:	19,840
			100%	Alberta School Foundation Fund		
7190000	SE-26-27-24-4	40.00 Acres			East Half LSD 2 & 7 I Individual	
	F LAND		T 1	FARMLAND	Taxable Total:	9,240
			100%	Alberta School Foundation Fund		
7191000	SE-26-27-24-4	40.00 Acres			w1/2 lsd 2 & 7 I Individual	
	F LAND		T 1	FARMLAND	Taxable Total:	9,240
			100%	Alberta School Foundation Fund		
7192000	SW-26-27-24-4	80.00 Acres			W Hlf LSD 3&6 & E Hlf LSD 4&5 I Individual	
	F LAND		T 1	FARMLAND	Taxable Total:	19,350
			100%	Alberta School Foundation Fund		



2019 Assessment Roll (Valuation Date 1-July, 2019) 2020 Taxation Year, Wheatland County

Assessment Year: 2019
Tax Year: 2020

Roll	Legal Address				Total
7193000	SW-26-27-24-4	40.00 Acres		East Half LSD 3 & 6 I Individual	
	F LAND		T 1 FARMLAND	Taxable Total:	9,240
			100% Alberta School Foundation Fund		
7194000	SW-26-27-24-4	40.00 Acres		West Half LSD 4 & 5 I Individual	
	F LAND		T 1 FARMLAND	Taxable Total:	8,780
			100% Alberta School Foundation Fund		
7195000	NE-27-27-24-4	160.00 Acres		C Corporation	
	F LAND		T 1 FARMLAND	Taxable Total:	35,770
			100% Alberta School Foundation Fund		
7196000	NW-27-27-24-4	160.00 Acres		I Individual	
	F LAND		T 1 FARMLAND	Taxable Total:	37,650
			100% Alberta School Foundation Fund		
7197000	SE-27-27-24-4	157.75 Acres		I Individual	
	F LAND		T 1 FARMLAND	Taxable Total:	38,750
			100% Alberta School Foundation Fund		
7197010	1512465 1 1 SE-27-27-24-4 2.25 Acres 242038 TWP RD 274			Southwest Corner I Individual	
	R LAND & IMPROVEMENTS		T 103 RESIDENTIAL LAND & IMPROVEMENTS	Taxable Total:	339,000
			100% Alberta School Foundation Fund		
7198000	SW-27-27-24-4	87.08 Acres		North of Road I Individual	
	F LAND		T 1 FARMLAND	Taxable Total:	21,730
			100% Alberta School Foundation Fund		
7198010	SW-27-27-24-4 44.57 Acres 274034A RGE RD 243			S of Road within LSD 5&6 I Individual	
	F LAND & IMPROVEMENTS		T 1 FARMLAND		4,440
	R		T 103 RESIDENTIAL LAND & IMPROVEMENTS		237,260
				Taxable Total:	241,700
	R		E 901 RURAL RESIDENCE EXEMPTION (RAP)		4,440
	R		E 903 FARM BUILDING EXEMPT		1,100
				Exempt Total:	5,540



2019 Assessment Roll (Valuation Date 1-July, 2019) 2020 Taxation Year, Wheatland County

Assessment Year: 2019
Tax Year: 2020

Roll	Legal Address	100% Alberta School Foundation Fund				Total
		Totals:				247,240
7198020	0712754 1 1 SW-27-27-24-4 23.77 Acres 274032 RGE RD 243	South West 1/2 LSD 3 S. Road I Individual				
	F LAND & IMPROVEMENTS	T 1	FARMLAND			4,030
	R	T 103	RESIDENTIAL LAND & IMPROVEMENTS			232,170
	R	E 901	RURAL RESIDENCE EXEMPTION (RAP)		Taxable Total:	236,200
		100% Alberta School Foundation Fund				4,030
		Totals:				240,230
7199000	NE-28-27-24-4 160.00 Acres					
		I Individual				
	F LAND	T 1	FARMLAND		Taxable Total:	39,420
		100% Alberta School Foundation Fund				
7200000	NW-28-27-24-4 159.43 Acres 274061 RGE RD 244					
		I Individual				
	F LAND & IMPROVEMENTS	T 1	FARMLAND			37,150
	R	T 103	RESIDENTIAL LAND & IMPROVEMENTS			413,460
	R	E 901	RURAL RESIDENCE EXEMPTION (RAP)		Taxable Total:	450,610
		100% Alberta School Foundation Fund				61,540
		Totals:				512,150
7201000	SE-28-27-24-4 160.00 Acres					
		I Individual				
	F LAND	T 1	FARMLAND		Taxable Total:	40,430
		100% Alberta School Foundation Fund				
7202000	SW-28-27-24-4 160.00 Acres					
		I Individual				
	F LAND	T 1	FARMLAND		Taxable Total:	31,140
		100% Alberta School Foundation Fund				
7203000	NE-29-27-24-4 159.39 Acres					
		I Individual				
	F LAND	T 1	FARMLAND		Taxable Total:	37,740
		100% Alberta School Foundation Fund				
7204000	NW-29-27-24-4 160.00 Acres					
		I Individual				
	F LAND	T 1	FARMLAND		Taxable Total:	41,470
		100% Alberta School Foundation Fund				



2019 Assessment Roll (Valuation Date 1-July, 2019) 2020 Taxation Year, Wheatland County

Assessment Year: 2019
Tax Year: 2020

Roll	Legal Address	Total
7205000	SE-29-27-24-4 160.00 Acres	
	I Individual	
	F LAND T 1 FARMLAND Taxable Total: 42,570	
	100% Alberta School Foundation Fund	
7206000	SW-29-27-24-4 121.65 Acres	
	North of River	
	I Individual	
	F LAND T 1 FARMLAND Taxable Total: 31,690	
	100% Alberta School Foundation Fund	
7206010	9311088 1 SW-29-27-24-4 20.45 Acres	
	244056 TWP RD 274	
	NORTH & ADJACENT TO RIVER	
	I Individual	
	F LAND & IMPROVEMENTS T 1 FARMLAND 1,190	
	R T 103 RESIDENTIAL LAND & IMPROVEMENTS 254,490	
	R E 901 RURAL RESIDENCE EXEMPTION (RAP) 2,760	
	R E 903 FARM BUILDING EXEMPT 4,850	
	100% Alberta School Foundation Fund Exempt Total: 7,610	
	Totals: 263,290	
7206020	0212591 2 3 SW-29-27-24-4 15.51 Acres	
	SOUTH & PART NE OF RIVER	
	I Individual	
	F LAND T 1 FARMLAND Taxable Total: 1,570	
	100% Alberta School Foundation Fund	
7207000	NE-30-27-24-4 152.75 Acres	
	C Corporation	
	F LAND T 1 FARMLAND Taxable Total: 39,810	
	100% Alberta School Foundation Fund	
7208000	NE-30-27-24-4 7.25 Acres	
	Southwest Corner	
	C Corporation	
	F LAND T 1 FARMLAND Taxable Total: 730	
	100% Alberta School Foundation Fund	
7209000	NW-30-27-24-4 160.00 Acres	
	C Corporation	
	F LAND T 1 FARMLAND Taxable Total: 28,950	
	100% Alberta School Foundation Fund	
7210000	SE-30-27-24-4 160.00 Acres	
	C Corporation	
	F LAND T 1 FARMLAND Taxable Total: 26,500	



2019 Assessment Roll (Valuation Date 1-July, 2019) 2020 Taxation Year, Wheatland County

Assessment Year: 2019
Tax Year: 2020

Roll	Legal Address					Total
	100% Alberta School Foundation Fund					
7211000	SW-30-27-24-4	160.00 Acres			Sandhill Colony C Corporation	
	F	LAND & IMPROVEMENTS	T	1	FARMLAND	17,800
	R		T	103	RESIDENTIAL LAND & IMPROVEMENTS	548,910
					Taxable Total:	566,710
	NR		E	156	SCHOOLS EXEMPT	1,515,950
	R		E	901	RURAL RESIDENCE EXEMPTION (RAP)	561,190
	R		E	903	FARM BUILDING EXEMPT	6,622,620
					100% Alberta School Foundation Fund	
					Exempt Total:	8,699,760
					Totals:	9,266,470
7212000	NE-31-27-24-4	155.85 Acres			I Individual	
	F	LAND	T	1	FARMLAND	
					100% Alberta School Foundation Fund	
7212010	9512249 1	NE-31-27-24-4 4.15 Acres			NORTHWEST Corner LSD 16	
		245021 TWP RD 280			I Individual	
	R	LAND & IMPROVEMENTS	T	103	RESIDENTIAL LAND & IMPROVEMENTS	156,900
	R		E	901	RURAL RESIDENCE EXEMPTION (RAP)	53,500
					100% Alberta School Foundation Fund	
					Totals:	210,400
7213000	NW-31-27-24-4	160.00 Acres			C Corporation	
	F	LAND	T	1	FARMLAND	
					100% Alberta School Foundation Fund	
7214000	SE-31-27-24-4	160.00 Acres			I Individual	
	F	LAND	T	1	FARMLAND	
					100% Alberta School Foundation Fund	
					Taxable Total:	42,580
7215000	SW-31-27-24-4	160.00 Acres			C Corporation	
	F	LAND	T	1	FARMLAND	
					100% Alberta School Foundation Fund	
					Taxable Total:	42,150
7216000	NE-32-27-24-4	160.00 Acres			I Individual	
	F	LAND	T	1	FARMLAND	
					100% Alberta School Foundation Fund	
					Taxable Total:	31,590



2019 Assessment Roll (Valuation Date 1-July, 2019) 2020 Taxation Year, Wheatland County

Assessment Year: 2019
Tax Year: 2020

Roll	Legal Address					Total
7217000	NW-32-27-24-4	160.00 Acres			I Individual	
	F LAND		T 1 FARMLAND	Taxable Total:		40,250
			100% Alberta School Foundation Fund			
7218000	SE-32-27-24-4	142.08 Acres			I Individual	
	F LAND		T 1 FARMLAND	Taxable Total:		29,950
			100% Alberta School Foundation Fund			
7218010	9610604 1 SE-32-27-24-4	17.92 Acres			Central portion on E Side	
	275018 RGE RD 244				I Individual	
	F LAND & IMPROVEMENTS		T 1 FARMLAND			3,180
	R		T 103 RESIDENTIAL LAND & IMPROVEMENTS			725,120
				Taxable Total:		728,300
	R		E 901 RURAL RESIDENCE EXEMPTION (RAP)			3,180
			100% Alberta School Foundation Fund	Totals:		731,480
7219000	SW-32-27-24-4	160.00 Acres			I Individual	
	F LAND		T 1 FARMLAND	Taxable Total:		42,770
			100% Alberta School Foundation Fund			
7222000	NE-33-27-24-4	160.00 Acres			C Corporation	
	F LAND		T 1 FARMLAND	Taxable Total:		42,120
			100% Alberta School Foundation Fund			
7223000	NW-33-27-24-4	155.00 Acres			I Individual	
	F LAND		T 1 FARMLAND	Taxable Total:		39,730
			100% Alberta School Foundation Fund			
7223010	0513389 1 1 NW-33-27-24-4	5.00 Acres			SW CORNER OF LSD 13	
	275063 RGE RD 244				I Individual	
	F LAND & IMPROVEMENTS		T 1 FARMLAND			370
	R		T 103 RESIDENTIAL LAND & IMPROVEMENTS			283,930
				Taxable Total:		284,300
	R		E 901 RURAL RESIDENCE EXEMPTION (RAP)			370
			100% Alberta School Foundation Fund	Totals:		284,670
7224000	SE-33-27-24-4	120.00 Acres			LSD 1 & 2 & S Half LSD 7 & 8	
	275024 RGE RD 243				I Individual	



2019 Assessment Roll (Valuation Date 1-July, 2019) 2020 Taxation Year, Wheatland County

Assessment Year: 2019
Tax Year: 2020

Roll	Legal Address					Total
	F	LAND & IMPROVEMENTS	T	1	FARMLAND	27,830
	R		T	103	RESIDENTIAL LAND & IMPROVEMENTS	179,430
					Taxable Total:	207,260
	R		E	901	RURAL RESIDENCE EXEMPTION (RAP)	30,770
				100%	Alberta School Foundation Fund	Totals: 238,030
7225000	SE-33-27-24-4	40.00 Acres			North Half LSD 7 & 8	
					I Individual	
	F	LAND	T	1	FARMLAND	Taxable Total: 9,590
				100%	Alberta School Foundation Fund	
7226000	SW-33-27-24-4	120.00 Acres			LSD 3 & 4 & S Half LSD 5 & 6	
					I Individual	
	F	LAND	T	1	FARMLAND	Taxable Total: 30,600
				100%	Alberta School Foundation Fund	
7227000	SW-33-27-24-4	38.00 Acres			North Half LSD 5 & 6	
					I Individual	
	F	LAND	T	1	FARMLAND	Taxable Total: 8,050
				100%	Alberta School Foundation Fund	
7228000	SW-33-27-24-4	2.00 Acres			N.E. Corner County Lease Stock County Lease- Gramms Stock Pile	
					I Individual	
	NR	LAND	E	152	MUNI GRAVEL OPERATION- EXEMPT	Exempt Total: 68,000
				100%	Alberta School Foundation Fund	
7229000	NE-34-27-24-4	155.00 Acres			I Individual	
	F	LAND	T	1	FARMLAND	Taxable Total: 36,750
				100%	Alberta School Foundation Fund	
7229010	9710813 1 NE-34-27-24-4	5.00 Acres			Northeast Corner	
					I Individual	
	F	LAND	T	1	FARMLAND	Taxable Total: 840
				100%	Alberta School Foundation Fund	
7232000	SE-34-27-24-4	80.00 Acres			East Half	
					I Individual	
	F	LAND	T	1	FARMLAND	Taxable Total: 19,100
				100%	Alberta School Foundation Fund	
7233000	SE-34-27-24-4	80.00 Acres			West Half	
					I Individual	
	F	LAND	T	1	FARMLAND	Taxable Total: 18,520



2019 Assessment Roll (Valuation Date 1-July, 2019) 2020 Taxation Year, Wheatland County

Assessment Year: 2019
Tax Year: 2020

Roll	Legal Address							Total
7234000	SW-34-27-24-4	80.00 Acres	100% Alberta School Foundation Fund				LSD 3 & 4 I Individual	
	F	LAND	T	1	FARMLAND	Taxable Total:		11,790
	100% Alberta School Foundation Fund							
7235000	7293JK 1 W -34-27-24-4	120.15 Acres					WEST HALF OF NW QRT & LSD 5 I Individual	
	F	LAND	T	1	FARMLAND	Taxable Total:		27,040
	100% Alberta School Foundation Fund							
7236000	7293JK 2 W -34-27-24-4	120.21 Acres					EAST HALF OF NW QRT & LSD 6 I Individual	
	F	LAND	T	1	FARMLAND	Taxable Total:		15,630
	100% Alberta School Foundation Fund							
7237000	NE-35-27-24-4 241039 TWP RD 280	160.00 Acres					I Individual	
	F	LAND	T	1	FARMLAND	Taxable Total:		39,890
	100% Alberta School Foundation Fund							
7238000	NW-35-27-24-4	160.00 Acres					I Individual	
	F	LAND	T	1	FARMLAND	Taxable Total:		39,940
	100% Alberta School Foundation Fund							
7239000	SE-35-27-24-4	80.00 Acres					North Half I Individual	
	F	LAND	T	1	FARMLAND	Taxable Total:		18,120
	100% Alberta School Foundation Fund							
7240000	SE-35-27-24-4	77.06 Acres					South Half I Individual	
	F	LAND	T	1	FARMLAND	Taxable Total:		16,700
	100% Alberta School Foundation Fund							
7241000	SW-35-27-24-4	79.40 Acres					East Half I Individual	
	F	LAND	T	1	FARMLAND	Taxable Total:		19,070
	100% Alberta School Foundation Fund							
7242000	SW-35-27-24-4 241066 TWP RD 275	79.30 Acres					West Half I Individual	



2019 Assessment Roll (Valuation Date 1-July, 2019) 2020 Taxation Year, Wheatland County

Assessment Year: 2019
Tax Year: 2020

Roll	Legal Address					Total
	F	LAND & IMPROVEMENTS	T	1	FARMLAND	18,750
	R		T	103	RESIDENTIAL LAND & IMPROVEMENTS	282,610
					Taxable Total:	301,360
	R		E	901	RURAL RESIDENCE EXEMPTION (RAP)	36,890
				100%	The Golden Hills Reg. Div. 15	Totals: 338,250
7243000	NE-36-27-24-4	76.12 Acres			South Half C Corporation	
	F	LAND	T	1	FARMLAND	Taxable Total: 18,830
				100%	Alberta School Foundation Fund	
7244000	NE-36-27-24-4	76.00 Acres			North Half C Corporation	
	F	LAND	T	1	FARMLAND	Taxable Total: 18,800
				100%	Alberta School Foundation Fund	
7245000	NW-36-27-24-4	80.00 Acres			North Half C Corporation	
	F	LAND	T	1	FARMLAND	Taxable Total: 15,020
				100%	Alberta School Foundation Fund	
7246000	NW-36-27-24-4	80.00 Acres			South Half C Corporation	
	F	LAND	T	1	FARMLAND	Taxable Total: 17,090
				100%	Alberta School Foundation Fund	
7247000	SE-36-27-24-4	76.17 Acres			North Half C Corporation	
	F	LAND	T	1	FARMLAND	Taxable Total: 18,550
				100%	Alberta School Foundation Fund	
7248000	SE-36-27-24-4	76.16 Acres			s 1/2 C Corporation	
	F	LAND	T	1	FARMLAND	Taxable Total: 18,210
				100%	Alberta School Foundation Fund	
7249000	SW-36-27-24-4	80.00 Acres			North Half C Corporation	
	F	LAND	T	1	FARMLAND	Taxable Total: 17,390
				100%	Alberta School Foundation Fund	
7250000	SW-36-27-24-4	80.00 Acres			S 1/2 C Corporation	
	F	LAND	T	1	FARMLAND	Taxable Total: 17,910



2019 Assessment Roll (Valuation Date 1-July, 2019) 2020 Taxation Year, Wheatland County

Assessment Year: 2019
Tax Year: 2020

Roll	Legal Address					Total
	100% Alberta School Foundation Fund					
7251000	NE-1-28-24-4	75.94 Acres			North Half I Individual	
	F	LAND	T	1	FARMLAND	Taxable Total: 18,660
	100% Alberta School Foundation Fund					
7252000	NE-1-28-24-4	75.94 Acres			South Half C Corporation	
	F	LAND	T	1	FARMLAND	Taxable Total: 18,980
	100% Alberta School Foundation Fund					
7253000	NW-1-28-24-4	80.00 Acres			South Half C Corporation	
	F	LAND	T	1	FARMLAND	Taxable Total: 18,570
	100% Alberta School Foundation Fund					
7254000	NW-1-28-24-4	80.00 Acres			North Half C Corporation	
	F	LAND	T	1	FARMLAND	Taxable Total: 19,070
	100% Alberta School Foundation Fund					
7255000	SE-1-28-24-4	151.88 Acres			I Individual	
	F	LAND	T	1	FARMLAND	Taxable Total: 36,320
	100% Alberta School Foundation Fund					
7256000	SW-1-28-24-4	155.00 Acres			C Corporation	
	F	LAND	T	1	FARMLAND	Taxable Total: 37,490
	100% Alberta School Foundation Fund					
7256010	1812279 1 1 SW-1-28-24-4 5.00 Acres 240056 TWP RD 280				718 Ft West of SE Corner C Corporation	
	F	LAND & IMPROVEMENTS	T	1	FARMLAND	510
	R		T	103	RESIDENTIAL LAND & IMPROVEMENTS	227,430
	R		E	901	RURAL RESIDENCE EXEMPTION (RAP)	Taxable Total: 227,940
	100% Alberta School Foundation Fund					30,770
						Totals: 258,710
7257000	NE-2-28-24-4	160.00 Acres			I Individual	
	F	LAND	T	1	FARMLAND	Taxable Total: 38,530



2019 Assessment Roll (Valuation Date 1-July, 2019) 2020 Taxation Year, Wheatland County

Assessment Year: 2019
Tax Year: 2020

Roll	Legal Address						Total
7258000	NW-2-28-24-4	155.90 Acres	100% Alberta School Foundation Fund				
			I Individual				
	F	LAND	T	1	FARMLAND	Taxable Total:	39,150
7259000	NW-2-28-24-4	4.10 Acres	100% Alberta School Foundation Fund				
			Southwest Corner Seventh-Day Adventist Cemetery				
			I Individual				
	NR	LAND	E	159	CEMETARY EXEMPT	Exempt Total:	86,290
7260000	SE-2-28-24-4	160.00 Acres	100% Alberta School Foundation Fund				
			C Corporation				
	F	LAND	T	1	FARMLAND	Taxable Total:	39,210
7261000	SW-2-28-24-4	157.00 Acres	100% Alberta School Foundation Fund				
			I Individual				
	F	LAND	T	1	FARMLAND	Taxable Total:	39,300
7262000	SW-2-28-24-4	3.00 Acres	100% Alberta School Foundation Fund				
		280037 RGE RD 242	Northwest Corner Level Land Seventh-Day Adventist Church				
			I Individual				
	NR	LAND & IMPROVEMENTS	E	164	RELIGIOUS EXEMPT	Exempt Total:	731,750
7264000	NE-3-28-24-4	160.00 Acres	100% Alberta School Foundation Fund				
			I Individual				
	F	LAND	T	1	FARMLAND	Taxable Total:	35,360
7265000	NW-3-28-24-4	160.00 Acres	100% Alberta School Foundation Fund				
			I Individual				
	F	LAND	T	1	FARMLAND	Taxable Total:	37,680
7266000	SE-3-28-24-4	157.00 Acres	100% Alberta School Foundation Fund				
			I Individual				
	F	LAND	T	1	FARMLAND	Taxable Total:	37,920
7267000	SE-3-28-24-4	3.00 Acres	100% Alberta School Foundation Fund				
		280042 RGE RD 242	Northeast Corner Former Level Land School				
			I Individual				



2019 Assessment Roll (Valuation Date 1-July, 2019) 2020 Taxation Year, Wheatland County

Assessment Year: 2019
Tax Year: 2020

Roll	Legal Address					Total
	R	LAND & IMPROVEMENTS	T	103	RESIDENTIAL LAND & IMPROVEMENTS	Taxable Total: 102,400
					100% Alberta School Foundation Fund	
7269000	SW-3-28-24-4	160.00 Acres				I Individual
	F	LAND	T	1	FARMLAND	Taxable Total: 36,400
					100% Alberta School Foundation Fund	
7270000	NE-4-28-24-4	160.00 Acres				I Individual
	F	LAND	T	1	FARMLAND	Taxable Total: 43,530
					100% Alberta School Foundation Fund	
7271000	NW-4-28-24-4	160.00 Acres				C Corporation
	F	LAND	T	1	FARMLAND	Taxable Total: 43,590
					100% Alberta School Foundation Fund	
7272000	SE-4-28-24-4	157.01 Acres				I Individual
	F	LAND	T	1	FARMLAND	Taxable Total: 41,890
					100% Alberta School Foundation Fund	
7272010	0712488 1 1	SE-4-28-24-4 2.99 Acres				NE Corner LSD 1 I Individual
	F	LAND & IMPROVEMENTS	T	1	FARMLAND	650
	R		E	903	FARM BUILDING EXEMPT	41,740
					100% Alberta School Foundation Fund	Totals: 42,390
7273000	SW-4-28-24-4	160.00 Acres				C Corporation
	F	LAND	T	1	FARMLAND	Taxable Total: 43,590
					100% Alberta School Foundation Fund	
7274000	NE-5-28-24-4	160.00 Acres				C Corporation
	F	LAND	T	1	FARMLAND	Taxable Total: 41,730
					100% Alberta School Foundation Fund	
7275000	NW-5-28-24-4	160.00 Acres				I Individual
	F	LAND	T	1	FARMLAND	Taxable Total: 40,210
					100% Alberta School Foundation Fund	



2019 Assessment Roll (Valuation Date 1-July, 2019) 2020 Taxation Year, Wheatland County

Assessment Year: 2019
Tax Year: 2020

Roll	Legal Address					Total
7276000	SE-5-28-24-4	160.00 Acres				
	280012 RGE RD 244		I Individual			
	F LAND & IMPROVEMENTS		T 1 FARMLAND			38,040
	R		T 103 RESIDENTIAL LAND & IMPROVEMENTS			153,930
			Taxable Total:			191,970
	R		E 901 RURAL RESIDENCE EXEMPTION (RAP)			30,770
			100% Alberta School Foundation Fund		Totals:	222,740
7277000	SW-5-28-24-4	157.68 Acres				
	244080 TWP RD 280		I Individual			
	F LAND & IMPROVEMENTS		T 1 FARMLAND			31,100
	R		T 103 RESIDENTIAL LAND & IMPROVEMENTS			140,000
			Taxable Total:			171,100
	R		E 901 RURAL RESIDENCE EXEMPTION (RAP)			24,600
			100% Alberta School Foundation Fund		Totals:	195,700
7278000	NE-6-28-24-4	160.00 Acres				
			C Corporation			
	F LAND		T 1 FARMLAND		Taxable Total:	34,310
			100% Alberta School Foundation Fund			
7279000	NW-6-28-24-4	160.00 Acres				
			C Corporation			
	F LAND		T 1 FARMLAND		Taxable Total:	44,170
			100% Alberta School Foundation Fund			
7280000	SE-6-28-24-4	95.00 Acres				
			LSD 2&7 & W Hf of W Hf LS 1&8			
			I Individual			
	F LAND		T 1 FARMLAND		Taxable Total:	27,200
			100% Alberta School Foundation Fund			
7280010	9210626 1 SE-6-28-24-4	64.99 Acres				
	245022 TWP RD 280		E H & W H LS 1&8 & E H LS 1&8			
			C Corporation			
	F LAND & IMPROVEMENTS		T 1 FARMLAND			6,660
	R		T 103 RESIDENTIAL LAND & IMPROVEMENTS			172,960
			Taxable Total:			179,620
	R		E 901 RURAL RESIDENCE EXEMPTION (RAP)			61,540
	R		E 903 FARM BUILDING EXEMPT			12,430
			100% Alberta School Foundation Fund		Exempt Total:	73,970
			Totals:			253,590
7281000	0712490 1 2 SW-6-28-24-4	153.43 Acres				
	280017 RGE RD 250		I Individual			



2019 Assessment Roll (Valuation Date 1-July, 2019) 2020 Taxation Year, Wheatland County

Assessment Year: 2019
Tax Year: 2020

Roll	Legal Address				Total
	F	LAND & IMPROVEMENTS	T	1 FARMLAND	38,510
	R		T	103 RESIDENTIAL LAND & IMPROVEMENTS	464,160
				Taxable Total:	502,670
	R		E	901 RURAL RESIDENCE EXEMPTION (RAP)	61,540
	R		E	903 FARM BUILDING EXEMPT	28,600
				100% Alberta School Foundation Fund	90,140
				Exempt Total:	90,140
				Totals:	592,810
7282000	0712490 1 1	SW-6-28-24-4 6.79 Acres		SW Corner LSD 4	
		245080 TWP RD 280		I Individual	
	F	LAND & IMPROVEMENTS	T	1 FARMLAND	690
	R		T	103 RESIDENTIAL LAND & IMPROVEMENTS	245,190
				Taxable Total:	245,880
	R		E	901 RURAL RESIDENCE EXEMPTION (RAP)	690
	R		E	903 FARM BUILDING EXEMPT	94,960
				100% Alberta School Foundation Fund	95,650
				Exempt Total:	95,650
				Totals:	341,530
7283000	NE-7-28-24-4	155.82 Acres			
				I Individual	
	F	LAND	T	1 FARMLAND	
				100% Alberta School Foundation Fund	
				Taxable Total:	28,870
7284000	NW-7-28-24-4	155.40 Acres			
		245069 HWY 9		I Individual	
	F	LAND & IMPROVEMENTS	T	1 FARMLAND	24,800
	R		T	103 RESIDENTIAL LAND & IMPROVEMENTS	250,660
				Taxable Total:	275,460
	R		E	901 RURAL RESIDENCE EXEMPTION (RAP)	61,540
				100% Alberta School Foundation Fund	
				Totals:	337,000
7285000	SE-7-28-24-4	160.00 Acres			
				I Individual	
	F	LAND	T	1 FARMLAND	
				100% Alberta School Foundation Fund	
				Taxable Total:	32,350
7286000	SW-7-28-24-4	160.00 Acres			
				I Individual	
	F	LAND	T	1 FARMLAND	
				100% Alberta School Foundation Fund	
				Taxable Total:	32,130
7287000	NE-8-28-24-4	156.38 Acres			
				I Individual	



2019 Assessment Roll (Valuation Date 1-July, 2019) 2020 Taxation Year, Wheatland County

Assessment Year: 2019
Tax Year: 2020

Roll	Legal Address					Total
	F	LAND	T	1	FARMLAND	Taxable Total: 41,520
					100% Alberta School Foundation Fund	
7288000	NW-8-28-24-4	156.47 Acres				I Individual
	F	LAND	T	1	FARMLAND	Taxable Total: 38,930
					100% Alberta School Foundation Fund	
7289000	SE-8-28-24-4	160.00 Acres				I Individual
	F	LAND	T	1	FARMLAND	Taxable Total: 41,610
					100% Alberta School Foundation Fund	
7290000	SW-8-28-24-4	160.00 Acres				I Individual
	F	LAND	T	1	FARMLAND	Taxable Total: 40,410
					100% Alberta School Foundation Fund	
7291000	NE-9-28-24-4	156.45 Acres				I Individual
	F	LAND	T	1	FARMLAND	Taxable Total: 42,080
					100% Alberta School Foundation Fund	
7292000	NW-9-28-24-4	156.33 Acres				I Individual
	F	LAND	T	1	FARMLAND	Taxable Total: 42,620
					100% Alberta School Foundation Fund	
7293000	SE-9-28-24-4	160.00 Acres				I Individual
	F	LAND	T	1	FARMLAND	Taxable Total: 42,820
					100% Alberta School Foundation Fund	
7294000	SW-9-28-24-4	160.00 Acres				I Individual
	F	LAND	T	1	FARMLAND	Taxable Total: 35,260
					100% Alberta School Foundation Fund	
7295000	NE-10-28-24-4	154.38 Acres				I Individual
	F	LAND	T	1	FARMLAND	Taxable Total: 38,900
					100% Alberta School Foundation Fund	



2019 Assessment Roll (Valuation Date 1-July, 2019) 2020 Taxation Year, Wheatland County

Assessment Year: 2019
Tax Year: 2020

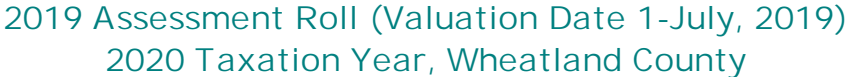
Roll	Legal Address					Total
7296000	NE-10-28-24-4 242039 HWY 9	2.25 Acres			Northwest Corner I Individual	
	R LAND & IMPROVEMENTS		T 103	RESIDENTIAL LAND & IMPROVEMENTS	Taxable Total:	83,500
				100% Alberta School Foundation Fund		
7297000	NW-10-28-24-4 281049 RGE RD 243	156.47 Acres			I Individual	
	F LAND & IMPROVEMENTS		T 1	FARMLAND		38,310
	R		T 103	RESIDENTIAL LAND & IMPROVEMENTS		393,260
					Taxable Total:	431,570
	R		E 901	RURAL RESIDENCE EXEMPTION (RAP)		61,540
				100% Alberta School Foundation Fund	Totals:	493,110
7298000	SE-10-28-24-4 281010 RGE RD 242	160.00 Acres			I Individual	
	F LAND & IMPROVEMENTS		T 1	FARMLAND		39,790
	R		T 103	RESIDENTIAL LAND & IMPROVEMENTS		250,530
					Taxable Total:	290,320
	R		E 901	RURAL RESIDENCE EXEMPTION (RAP)		30,770
				100% Alberta School Foundation Fund	Totals:	321,090
7299000	SW-10-28-24-4	160.00 Acres			I Individual	
	F LAND		T 1	FARMLAND	Taxable Total:	40,400
				100% Alberta School Foundation Fund		
7300000	NE-11-28-24-4	158.50 Acres			I Individual	
	F LAND		T 1	FARMLAND	Taxable Total:	39,480
				100% Alberta School Foundation Fund		
7301000	NW-11-28-24-4 241045 HWY 9	158.49 Acres			I Individual	
	F LAND & IMPROVEMENTS		T 1	FARMLAND		39,400
	R		T 103	RESIDENTIAL LAND & IMPROVEMENTS		217,260
					Taxable Total:	256,660
	R		E 901	RURAL RESIDENCE EXEMPTION (RAP)		61,540
				100% Alberta School Foundation Fund	Totals:	318,200
7302000	SE-11-28-24-4	80.00 Acres			LSD 7 & 8 I Individual	
	F LAND		T 1	FARMLAND	Taxable Total:	19,840



2019 Assessment Roll (Valuation Date 1-July, 2019) 2020 Taxation Year, Wheatland County

Assessment Year: 2019
Tax Year: 2020

Roll	Legal Address						Total	
			100% Alberta School Foundation Fund					
7303000	SE-11-28-24-4	80.00 Acres				LSD 1 & 2 I Individual		
	F	LAND	T	1	FARMLAND	Taxable Total:	19,890	
			100% Alberta School Foundation Fund					
7304000	SW-11-28-24-4	160.00 Acres				I Individual		
	F	LAND	T	1	FARMLAND	Taxable Total:	38,530	
			100% Alberta School Foundation Fund					
7305000	NE-12-28-24-4	147.90 Acres				C Corporation		
	F	LAND	T	1	FARMLAND	Taxable Total:	36,180	
			100% Alberta School Foundation Fund					
7306000	NW-12-28-24-4	157.92 Acres				C Corporation		
		240077 HWY 9						
	F	LAND & IMPROVEMENTS	T	1	FARMLAND		38,800	
	R		T	103	RESIDENTIAL LAND & IMPROVEMENTS		409,160	
						Taxable Total:	447,960	
	R		E	901	RURAL RESIDENCE EXEMPTION (RAP)		61,540	
			100% Alberta School Foundation Fund					
							Totals:	509,500
7307000	SE-12-28-24-4	151.88 Acres				C Corporation		
	F	LAND	T	1	FARMLAND	Taxable Total:	36,600	
			100% Alberta School Foundation Fund					
7308000	SW-12-28-24-4	160.00 Acres				C Corporation		
	F	LAND	T	1	FARMLAND	Taxable Total:	38,800	
			100% Alberta School Foundation Fund					
7309000	NW-30-21-25-4	50.00 Acres				SE of N Chanl & NW of S chanl I Individual		
	F	LAND	T	1	FARMLAND	Taxable Total:	1,640	
			100% Alberta School Foundation Fund					
7310000	NW-30-21-25-4	25.00 Acres				N of River & S of Dry Channel C Corporation		
	F	LAND	T	1	FARMLAND	Taxable Total:	820	



Roll	Legal Address						Total
7311000	SW-30-21-25-4		6.00 Acres	100% Alberta School Foundation Fund			
				Northwest Corner I Individual			
	F	LAND		T	1	FARMLAND	Taxable Total: 190
7312000	NE-31-21-25-4		35.00 Acres	100% Alberta School Foundation Fund			
				Northwest Corner I Individual			
	F	LAND		T	1	FARMLAND	Taxable Total: 7,730
100% Alberta School Foundation Fund							
7313000	NE-31-21-25-4		32.00 Acres	100% Alberta School Foundation Fund			
				Hillside sloping to River Bank P Provincial			
	NR	LAND		E	150	CROWN LAND & IMPR. EXEMPT	Exempt Total: 112,380
7313010	NE-31-21-25-4		59.50 Acres	100% Alberta School Foundation Fund			
				Island Pasture P Provincial			
	NR	LAND		E	150	CROWN LAND & IMPR. EXEMPT	Exempt Total: 140,340
7313015	NE-31-21-25-4		1.00 Acres	100% Alberta School Foundation Fund			
				Island Pasture P Provincial			
	NR	LAND		E	150	CROWN LAND & IMPR. EXEMPT	Exempt Total: 32,550
7313020	NW-31-21-25-4		1.85 Acres	100% Alberta School Foundation Fund			
				River Bank P Provincial			
	NR	LAND		E	150	CROWN LAND & IMPR. EXEMPT	Exempt Total: 128,260
7314000	NW-31-21-25-4		105.84 Acres	100% Alberta School Foundation Fund			
				Northernly Portion I Individual			
	F	LAND		T	1	FARMLAND	Taxable Total: 28,380
7314010	9611058 1 NW-31-21-25-4 255075 TWP RD 215A		16.73 Acres	100% Alberta School Foundation Fund			
				Southwest Corner I Individual			
	R	LAND & IMPROVEMENTS		T	103	RESIDENTIAL LAND & IMPROVEMENTS	Taxable Total: 812,500
7314020	789LK RW 21 NW-31-21-25-4		2.81 Acres	100% Alberta School Foundation Fund			
				Access R of Way P Provincial			



2019 Assessment Roll (Valuation Date 1-July, 2019) 2020 Taxation Year, Wheatland County

Assessment Year: 2019
Tax Year: 2020

Roll	Legal Address					Total
	NR	LAND	E 157	PUBLIC PARKS EXEMPT	Exempt Total:	30,120
			100%	Alberta School Foundation Fund		
7314030	1610348 2 1	NW-31-21-25-4 5.65 Acres			NW corner LSD 14	
		255059 TWP RD 220			I Individual	
	R	LAND & IMPROVEMENTS	T 103	RESIDENTIAL LAND & IMPROVEMENTS		359,430
	R		E 901	RURAL RESIDENCE EXEMPTION (RAP)		30,770
			100%	Alberta School Foundation Fund	Totals:	390,200
7315000	NW-31-21-25-4	22.00 Acres			Hillside Johnson Island Provincial Park	
					P Provincial	
	NR	LAND	E 150	CROWN LAND & IMPR. EXEMPT	Exempt Total:	310,000
			100%	Alberta School Foundation Fund		
7315010	NW-31-21-25-4	0.40 Acres			SE orner SE of River	
					P Provincial	
	NR	LAND	E 150	CROWN LAND & IMPR. EXEMPT	Exempt Total:	57,350
			100%	Alberta School Foundation Fund		
7315020	NE-31-21-25-4	3.50 Acres			Riverbank North of River	
					P Provincial	
	NR	LAND	E 150	CROWN LAND & IMPR. EXEMPT	Exempt Total:	160,540
			100%	Alberta School Foundation Fund		
7315030	SE-31-21-25-4	42.30 Acres			River Island West of River	
					P Provincial	
	NR	LAND	E 150	CROWN LAND & IMPR. EXEMPT	Exempt Total:	431,150
			100%	Alberta School Foundation Fund		
7315040	SE-31-21-25-4	39.70 Acres			River Island between S&N Banks	
					P Provincial	
	NR	LAND	E 150	CROWN LAND & IMPR. EXEMPT	Exempt Total:	424,310
			100%	Alberta School Foundation Fund		
7316000	SW-31-21-25-4	59.00 Acres			North half	
					I Individual	
	F	LAND	T 1	FARMLAND	Taxable Total:	1,970
			100%	Alberta School Foundation Fund		
7317000	SW-31-21-25-4	38.00 Acres			PART LSD 3 & 4	
					I Individual	
	F	LAND	T 1	FARMLAND	Taxable Total:	1,260
			100%	The Golden Hills Reg. Div. 15		



2019 Assessment Roll (Valuation Date 1-July, 2019) 2020 Taxation Year, Wheatland County

Assessment Year: 2019
Tax Year: 2020

Roll	Legal Address						Total
7317010	SW-31-21-25-4	18.30 Acres	Island Bank West of River P Provincial				
	NR	LAND	E	150	CROWN LAND & IMPR. EXEMPT 100% Alberta School Foundation Fund	Exempt Total:	286,100
7318000	SW-31-21-25-4	16.00 Acres	North end of Island C Corporation				
	F	LAND	T	1	FARMLAND 100% Alberta School Foundation Fund	Taxable Total:	520
7318010	SW-31-21-25-4	5.70 Acres	Riverbank West of West Channel P Provincial				
	NR	LAND	E	150	CROWN LAND & IMPR. EXEMPT 100% Alberta School Foundation Fund	Exempt Total:	184,890
7319020	NE-32-21-25-4	0.93 Acres	Rd. Allow between NE 32 & NW33 Speargrass Water Pump Lift station M Municipal				
	NR	LAND & IMPROVEMENTS	E	155	WHEATLAND COUNTY EXEMPT 100% Alberta School Foundation Fund	Exempt Total:	293,850
7321000	NW-32-21-25-4	11.47 Acres	West Portion of Riverbank P Provincial				
	NR	LAND	E	150	CROWN LAND & IMPR. EXEMPT 100% Alberta School Foundation Fund	Exempt Total:	241,990
7321010	NW-32-21-25-4	1.30 Acres	River Island P Provincial				
	NR	LAND	E	150	CROWN LAND & IMPR. EXEMPT 100% Alberta School Foundation Fund	Exempt Total:	115,480
7321020	NW-32-21-25-4	2.20 Acres	S.E. CORNER LSD 12 P Provincial				
	NR	LAND	E	154	OTHER PROV. IMP EXEMPT 100% Alberta School Foundation Fund	Exempt Total:	51,150
7322000	NE-33-21-25-4	121.00 Acres	North of River Gravel Pit & Scale C Corporation				
	F	LAND & IMPROVEMENTS	T	1	FARMLAND		8,640
	R		T	103	RESIDENTIAL LAND & IMPROVEMENTS		57,370
	NR		T	105	NON-RESEDENTIAL LAND & IMPROVEMENTS		381,500
					100% Alberta School Foundation Fund	Taxable Total:	447,510



2019 Assessment Roll (Valuation Date 1-July, 2019) 2020 Taxation Year, Wheatland County

Assessment Year: 2019
Tax Year: 2020

Roll	Legal Address	Total
7324000	NW-33-21-25-4 45.01 Acres 215075 RGE RD 254A F LAND & IMPROVEMENTS R T 1 FARMLAND T 103 RESIDENTIAL LAND & IMPROVEMENTS Taxable Total: R E 901 RURAL RESIDENCE EXEMPTION (RAP) 100% Alberta School Foundation Fund Totals:	2,700 342,460 345,160 11,340 356,500
7326000	9212103 1 NW-33-21-25-4 4.39 Acres 253055 TWP RD 220 R LAND & IMPROVEMENTS NR T 103 RESIDENTIAL LAND & IMPROVEMENTS T 105 NON-RESEIDENTIAL LAND & IMPROVEMENTS 100% The Golden Hills Reg. Div. 15 Taxable Total:	452,410 349,020 801,430
7326010	NW-33-21-25-4 9.24 Acres NR LAND E 150 CROWN LAND & IMPR. EXEMPT 100% Alberta School Foundation Fund Exempt Total:	224,090
7327000	8711027 1 NE-34-21-25-4 143.32 Acres 252043 TWP RD 220 F LAND & IMPROVEMENTS NR T 1 FARMLAND T 105 NON-RESEIDENTIAL LAND & IMPROVEMENTS 100% Alberta School Foundation Fund Taxable Total:	10,400 366,560 376,960
7328000	8711027 2 NE-34-21-25-4 48.68 Acres 252003 TWP RD 220 F LAND & IMPROVEMENTS NR T 1 FARMLAND T 105 NON-RESEIDENTIAL LAND & IMPROVEMENTS 100% Alberta School Foundation Fund Taxable Total:	930 588,670 589,600
7329000	NW-34-21-25-4 158.50 Acres F LAND T 1 FARMLAND 100% Alberta School Foundation Fund Taxable Total:	19,690
7330000	8711027 3 SE-34-21-25-4 13.24 Acres NR LAND T 105 NON-RESEIDENTIAL LAND & IMPROVEMENTS 100% Alberta School Foundation Fund Taxable Total:	253,420
7332000	SE-34-21-25-4 46.00 Acres Island P Provincial	



2019 Assessment Roll (Valuation Date 1-July, 2019) 2020 Taxation Year, Wheatland County

Assessment Year: 2019
Tax Year: 2020

Roll	Legal Address					Total
	NR	LAND	E 150	CROWN LAND & IMPR. EXEMPT	Exempt Total:	439,040
			100%	Alberta School Foundation Fund		
7333000	SW-34-21-25-4	14.00 Acres			Northeast Corner I Individual	
	F	LAND	T 1	FARMLAND	Taxable Total:	1,740
			100%	Alberta School Foundation Fund		
7334000	SW-34-21-25-4	44.60 Acres			Islands P Provincial	
	NR	LAND	E 150	CROWN LAND & IMPR. EXEMPT	Exempt Total:	436,050
			100%	Alberta School Foundation Fund		
7335000	NE-35-21-25-4	110.60 Acres			Petroleum Island I Individual	
	F	LAND	T 1	FARMLAND	Taxable Total:	3,830
			100%	Alberta School Foundation Fund		
7336000	NW-35-21-25-4	84.80 Acres			Eastern Portion Standard General -Carseland Pit I Individual	
	F	LAND	T 1	FARMLAND		3,630
	NR		T 105	NON-RESEIDENTIAL LAND & IMPROVEMENTS		325,000
			100%	Alberta School Foundation Fund	Taxable Total:	328,630
7336010	NW-35-21-25-4	40.00 Acres			west side Standard General -Carseland Gravel Pit I Individual	
	F	LAND	T 1	FARMLAND		2,270
	NR		T 105	NON-RESEIDENTIAL LAND & IMPROVEMENTS		278,570
			100%	Alberta School Foundation Fund	Taxable Total:	280,840
7338000	SW-35-21-25-4	34.00 Acres			Northwest Corner I Individual	
	F	LAND	T 1	FARMLAND	Taxable Total:	1,110
			100%	Alberta School Foundation Fund		
7341000	NW-1-22-25-4	130.00 Acres			Islands in NW 1, SE11 & SW12 I Individual	
	F	LAND	T 1	FARMLAND	Taxable Total:	4,660
			100%	Alberta School Foundation Fund		
7342000	NE-2-22-25-4	145.00 Acres			W of River 93ac General's C Corporation	
	F	LAND	T 1	FARMLAND	Taxable Total:	13,620



2019 Assessment Roll (Valuation Date 1-July, 2019) 2020 Taxation Year, Wheatland County

Assessment Year: 2019
Tax Year: 2020

Roll	Legal Address						Total
			100% Alberta School Foundation Fund				
7343000	NW-2-22-25-4	160.00 Acres					
			C Corporation				
	F	LAND	T	1	FARMLAND	Taxable Total:	19,030
			100% Alberta School Foundation Fund				
7344000	SE-2-22-25-4	100.00 Acres					
			General's Island 28ac Petro. C Corporation				
	F	LAND	T	1	FARMLAND	Taxable Total:	6,060
			100% Alberta School Foundation Fund				
7345000	SW-2-22-25-4	155.00 Acres					
			C Corporation				
	F	LAND	T	1	FARMLAND	Taxable Total:	19,100
			100% Alberta School Foundation Fund				
7346000	NE-3-22-25-4	160.00 Acres					
			Christensen (Carseland) Gravel Pit C Corporation				
	NR	LAND	E	152	MUNI GRAVEL OPERATION- EXEMPT	Exempt Total:	651,000
			100% Alberta School Foundation Fund				
7347000	NW-3-22-25-4	160.00 Acres					
			C Corporation				
	F	LAND	T	1	FARMLAND	Taxable Total:	14,280
			100% Alberta School Foundation Fund				
7348000	SE-3-22-25-4	160.00 Acres					
			I Individual				
	F	LAND	T	1	FARMLAND	Taxable Total:	19,870
			100% Alberta School Foundation Fund				
7350000	SW-3-22-25-4	160.00 Acres					
			C Corporation				
	F	LAND	T	1	FARMLAND	Taxable Total:	15,590
			100% Alberta School Foundation Fund				
7351000	NE-4-22-25-4	156.01 Acres					
			I Individual				
	F	LAND	T	1	FARMLAND	Taxable Total:	27,680
			100% Alberta School Foundation Fund				
7352000	NW-4-22-25-4	140.00 Acres					
			North Portion I Individual				



2019 Assessment Roll (Valuation Date 1-July, 2019) 2020 Taxation Year, Wheatland County

Assessment Year: 2019
Tax Year: 2020

Roll	Legal Address						Total
7354000	F	LAND	T	1	FARMLAND		9,790
	NR		T	105	NON-RESEIDENTIAL LAND & IMPROVEMENTS		232,500
				100%	Alberta School Foundation Fund	Taxable Total:	242,290
	SE-4-22-25-4	160.00 Acres				C Corporation	
7356000	F	LAND	T	1	FARMLAND		12,930
	NR		T	105	NON-RESEIDENTIAL LAND & IMPROVEMENTS		270,360
				100%	Alberta School Foundation Fund	Taxable Total:	283,290
	SW-4-22-25-4	91.76 Acres				East of Highway	
7357010		253056 TWP RD 220				C Corporation	
	F	LAND & IMPROVEMENTS	T	1	FARMLAND		6,890
	R		T	103	RESIDENTIAL LAND & IMPROVEMENTS		283,260
	NR		T	105	NON-RESEIDENTIAL LAND & IMPROVEMENTS		35,490
						Taxable Total:	325,640
	R		E	901	RURAL RESIDENCE EXEMPTION (RAP)		6,890
	R		E	903	FARM BUILDING EXEMPT		11,040
				100%	Alberta School Foundation Fund	Exempt Total:	17,930
						Totals:	343,570
7357010	9011427 1	SW-4-22-25-4 26.49 Acres				NorthWest Corner	
						C Corporation	
7357020	NR	LAND	E	154	OTHER PROV. IMP EXEMPT	Exempt Total:	372,900
				100%	The Golden Hills Reg. Div. 15		
7357020	1610303 13 5MR	SW-4-22-25-4 3.94 Acres				SW corner West of Hwy 24	
						M Municipal	
7357022	NR	LAND	E	155	WHEATLAND COUNTY EXEMPT	Exempt Total:	310,540
				100%	Alberta School Foundation Fund		
7357022	1610303 13 6PUL	SW-4-22-25-4 2.44 Acres				WATER TREATMENT PLANT	Speargrass Water Treatment Plant
	204 WYNDHAM PARK WAY					I Individual	
7357023	NR	LAND & IMPROVEMENTS	E	155	WHEATLAND COUNTY EXEMPT	Exempt Total:	870,680
				100%	Alberta School Foundation Fund		
7357023	1610303 13 4	SW-4-22-25-4 1.45 Acres				West of Water Treatment plant	Speargrass RV Storage
	202 WYNDHAM PARK WAY					M Municipal	
7357024	NR	LAND	T	105	NON-RESEIDENTIAL LAND & IMPROVEMENTS	Taxable Total:	223,350
				100%	Alberta School Foundation Fund		
7357024	0312372 13 3	SW-4-22-25-4 1.77 Acres				C Corporation	



2019 Assessment Roll (Valuation Date 1-July, 2019) 2020 Taxation Year, Wheatland County

Assessment Year: 2019
Tax Year: 2020

Roll	Legal Address				Total
	R	LAND	T 104	RESIDENTIAL VACANT LAND 100% The Golden Hills Reg. Div. 15	Taxable Total: 134,400
7357026	SW-4-22-25-4	0.10 Acres			INTERSECTION OF RD ALLOWANCES C Corporation
	NR	LAND	T 105	NON-RESEIDENTIAL LAND & IMPROVEMENTS 100% The Golden Hills Reg. Div. 15	Taxable Total: 1,950
7357028	S -4-22-25-4	0.52 Acres			Rd. Allow. between SW4 & SE 5 C Corporation
	NR	LAND	T 105	NON-RESEIDENTIAL LAND & IMPROVEMENTS 100% The Golden Hills Reg. Div. 15	Taxable Total: 10,130
7357030	0111440 1 1 SW-4-22-25-4	5.85 Acres			Most SouthWesterly Portion I Individual
	R	LAND & IMPROVEMENTS	T 103	RESIDENTIAL LAND & IMPROVEMENTS 100% Alberta School Foundation Fund	Taxable Total: 521,100
7358000	NE-5-22-25-4	69.28 Acres			NorthEast of Highway I Individual
	F	LAND	T 1	FARMLAND 100% Alberta School Foundation Fund	Taxable Total: 9,890
7359000	0111424 1 E -5-22-25-4	220.46 Acres			SPEARGRASS GOLF COURSE Speargrass Golf Course C Corporation
	NR	LAND & IMPROVEMENTS	T 105	NON-RESEIDENTIAL LAND & IMPROVEMENTS 100% The Golden Hills Reg. Div. 15	Taxable Total: 3,610,810
7359005	0111510 1 1MR NE-32-21-25-4	5.19 Acres			Municipal Reserve (NE CORNER) M Municipal
	NR	LAND	E 157	PUBLIC PARKS EXEMPT 100% Alberta School Foundation Fund	Exempt Total: 235,570
7359010	0211957 1 2 S -5-22-25-4	35.81 Acres			RESIDENTAIL RESERVE C Corporation
	R	LAND	T 104	RESIDENTIAL VACANT LAND 100% The Golden Hills Reg. Div. 15	Taxable Total: 798,400
7359020	0311146 2 1 S -5-22-25-4	7,675 Sq. Feet			I Individual
	R	LAND & IMPROVEMENTS	T 103	RESIDENTIAL LAND & IMPROVEMENTS 100% Alberta School Foundation Fund	Taxable Total: 538,500



2019 Assessment Roll (Valuation Date 1-July, 2019) 2020 Taxation Year, Wheatland County

Assessment Year: 2019
Tax Year: 2020

Roll	Legal Address	Total
7359021	0311146 2 2 S -5-22-25-4 7,061 Sq. Feet 5 WYNDHAM PARK WAY	I Individual
	R LAND & IMPROVEMENTS T 103 RESIDENTIAL LAND & IMPROVEMENTS 100% Alberta School Foundation Fund	Taxable Total: 454,300
7359022	0311146 2 3 S -5-22-25-4 7,169 Sq. Feet 9 WYNDHAM PARK WAY	I Individual
	R LAND & IMPROVEMENTS T 103 RESIDENTIAL LAND & IMPROVEMENTS 100% Alberta School Foundation Fund	Taxable Total: 489,300
7359023	0311146 2 4 S -5-22-25-4 7,169 Sq. Feet 13 WYNDHAM PARK WAY	I Individual
	R LAND & IMPROVEMENTS T 103 RESIDENTIAL LAND & IMPROVEMENTS 100% The Golden Hills Reg. Div. 15	Taxable Total: 504,600
7359024	0311146 2 5 S -5-22-25-4 7,061 Sq. Feet 17 WYNDHAM PARK WAY	I Individual
	R LAND & IMPROVEMENTS T 103 RESIDENTIAL LAND & IMPROVEMENTS 100% Alberta School Foundation Fund	Taxable Total: 445,800
7359025	0311146 2 6 S -5-22-25-4 7,879 Sq. Feet 21 WYNDHAM PARK WAY	I Individual
	R LAND & IMPROVEMENTS T 103 RESIDENTIAL LAND & IMPROVEMENTS 100% Alberta School Foundation Fund	Taxable Total: 528,000
7359026	0311146 2 7 S -5-22-25-4 9,128 Sq. Feet 25 WYNDHAM PARK WAY	I Individual
	R LAND & IMPROVEMENTS T 103 RESIDENTIAL LAND & IMPROVEMENTS 100% Alberta School Foundation Fund	Taxable Total: 536,500
7359027	0311146 2 8 S -5-22-25-4 8,084 Sq. Feet 29 WYNDHAM PARK WAY	I Individual
	R LAND & IMPROVEMENTS T 103 RESIDENTIAL LAND & IMPROVEMENTS 100% Alberta School Foundation Fund	Taxable Total: 520,600
7359028	0311146 2 9 S -5-22-25-4 8,773 Sq. Feet 33 WYNDHAM PARK WAY	I Individual
	R LAND & IMPROVEMENTS T 103 RESIDENTIAL LAND & IMPROVEMENTS 100% Alberta School Foundation Fund	Taxable Total: 528,500
7359029	0311146 2 10 S -5-22-25-4 9,849 Sq. Feet 37 WYNDHAM PARK WAY	I Individual
	R LAND & IMPROVEMENTS T 103 RESIDENTIAL LAND & IMPROVEMENTS	Taxable Total: 519,000



2019 Assessment Roll (Valuation Date 1-July, 2019) 2020 Taxation Year, Wheatland County

Assessment Year: 2019
Tax Year: 2020

Roll	Legal Address	Total
100% Alberta School Foundation Fund		
7359030	0311146 2 11 S -5-22-25-4 8,924 Sq. Feet 41 WYNDHAM PARK WAY	I Individual
R	LAND & IMPROVEMENTS	T 103 RESIDENTIAL LAND & IMPROVEMENTS 100% Alberta School Foundation Fund
		Taxable Total: 528,500
7359031	0311146 2 12 S -5-22-25-4 9,247 Sq. Feet 45 WYNDHAM PARK WAY	I Individual
R	LAND & IMPROVEMENTS	T 103 RESIDENTIAL LAND & IMPROVEMENTS
		Taxable Total: 479,900
100% Alberta School Foundation Fund		
7359040	0311146 3 1 S -5-22-25-4 7,223 Sq. Feet 2 WYNDHAM PARK WAY	C Corporation
R	LAND & IMPROVEMENTS	T 103 RESIDENTIAL LAND & IMPROVEMENTS 100% Alberta School Foundation Fund
		Taxable Total: 537,600
7359041	0311146 3 2 S -5-22-25-4 7,061 Sq. Feet 6 WYNDHAM PARK WAY	C Corporation
R	LAND & IMPROVEMENTS	T 103 RESIDENTIAL LAND & IMPROVEMENTS 50% The Golden Hills Reg. Div. 15 50% Christ The Redeemer Reg. 3
		Taxable Total: 542,900
7359042	0311146 3 3 S -5-22-25-4 7,061 Sq. Feet 10 WYNDHAM PARK WAY	I Individual
R	LAND & IMPROVEMENTS	T 103 RESIDENTIAL LAND & IMPROVEMENTS 100% Alberta School Foundation Fund
		Taxable Total: 493,300
7359043	0311146 3 4 S -5-22-25-4 7,061 Sq. Feet 14 WYNDHAM PARK WAY	C Corporation
R	LAND	T 104 RESIDENTIAL VACANT LAND
		Taxable Total: 104,600
100% Alberta School Foundation Fund		
7359044	0311146 3 5 S -5-22-25-4 7,148 Sq. Feet 18 WYNDHAM PARK WAY	I Individual
R	LAND & IMPROVEMENTS	T 103 RESIDENTIAL LAND & IMPROVEMENTS 100% Alberta School Foundation Fund
		Taxable Total: 587,100
7359045	0311146 3 6 S -5-22-25-4 7,535 Sq. Feet 22 WYNDHAM PARK WAY	I Individual
R	LAND & IMPROVEMENTS	T 103 RESIDENTIAL LAND & IMPROVEMENTS
		Taxable Total: 666,100
100% Alberta School Foundation Fund		



2019 Assessment Roll (Valuation Date 1-July, 2019) 2020 Taxation Year, Wheatland County

Assessment Year: 2019
Tax Year: 2020

Roll	Legal Address	Total
7359046	0311146 3 7 S -5-22-25-4 7,514 Sq. Feet 26 WYNDHAM PARK WAY	I Individual
R	LAND & IMPROVEMENTS	T 103 RESIDENTIAL LAND & IMPROVEMENTS Taxable Total: 611,600 50% The Golden Hills Reg. Div. 15 50% Christ The Redeemer Reg. 3
7359047	0311146 3 8 S -5-22-25-4 7,104 Sq. Feet 30 WYNDHAM PARK WAY	I Individual
R	LAND & IMPROVEMENTS	T 103 RESIDENTIAL LAND & IMPROVEMENTS Taxable Total: 631,200 100% Christ The Redeemer Reg. 3
7359048	0311146 3 9 S -5-22-25-4 7,061 Sq. Feet 34 WYNDHAM PARK WAY	I Individual
R	LAND & IMPROVEMENTS	T 103 RESIDENTIAL LAND & IMPROVEMENTS Taxable Total: 481,300 100% Christ The Redeemer Reg. 3
7359049	0311146 3 10 S -5-22-25-4 7,061 Sq. Feet 38 WYNDHAM PARK WAY	I Individual
R	LAND & IMPROVEMENTS	T 103 RESIDENTIAL LAND & IMPROVEMENTS Taxable Total: 530,800 100% Alberta School Foundation Fund
7359050	0311146 3 11 S -5-22-25-4 7,460 Sq. Feet 42 WYNDHAM PARK WAY	I Individual
R	LAND & IMPROVEMENTS	T 103 RESIDENTIAL LAND & IMPROVEMENTS Taxable Total: 489,400 100% Alberta School Foundation Fund
7359060	0311146 4 1 S -5-22-25-4 10,527 Sq. Feet 2 WYNDHAM PARK VIEW	I Individual
R	LAND & IMPROVEMENTS	T 103 RESIDENTIAL LAND & IMPROVEMENTS Taxable Total: 410,300 100% Alberta School Foundation Fund
7359061	0311146 4 2 S -5-22-25-4 8,654 Sq. Feet 6 WYNDHAM PARK VIEW	I Individual
R	LAND & IMPROVEMENTS	T 103 RESIDENTIAL LAND & IMPROVEMENTS Taxable Total: 418,800 100% The Golden Hills Reg. Div. 15
7359062	0311146 4 3 S -5-22-25-4 9,656 Sq. Feet 10 WYNDHAM PARK VIEW	I Individual
R	LAND & IMPROVEMENTS	T 103 RESIDENTIAL LAND & IMPROVEMENTS Taxable Total: 316,500 100% Alberta School Foundation Fund
7359063	0311146 4 4 S -5-22-25-4 9,268 Sq. Feet 14 WYNDHAM PARK VIEW	I Individual



2019 Assessment Roll (Valuation Date 1-July, 2019) 2020 Taxation Year, Wheatland County

Assessment Year: 2019
Tax Year: 2020

Roll	Legal Address					Total
	R LAND & IMPROVEMENTS	T 103	RESIDENTIAL LAND & IMPROVEMENTS	Taxable Total:		455,000
			100% Alberta School Foundation Fund			
7359064	0311146 4 5 S -5-22-25-4 9,914 Sq. Feet 18 WYNDHAM PARK VIEW			I Individual		
	R LAND & IMPROVEMENTS	T 103	RESIDENTIAL LAND & IMPROVEMENTS	Taxable Total:		442,300
			100% Alberta School Foundation Fund			
7359065	0311146 4 6 S -5-22-25-4 9,247 Sq. Feet 22 WYNDHAM PARK VIEW			I Individual		
	R LAND & IMPROVEMENTS	T 103	RESIDENTIAL LAND & IMPROVEMENTS	Taxable Total:		460,900
			100% Alberta School Foundation Fund			
7359066	0311146 4 7 S -5-22-25-4 9,774 Sq. Feet 26 WYNDHAM PARK VIEW			I Individual		
	R LAND & IMPROVEMENTS	T 103	RESIDENTIAL LAND & IMPROVEMENTS	Taxable Total:		528,100
			100% The Golden Hills Reg. Div. 15			
7359067	0311146 4 8 S -5-22-25-4 9,774 Sq. Feet 30 WYNDHAM PARK VIEW			I Individual		
	R LAND & IMPROVEMENTS	T 103	RESIDENTIAL LAND & IMPROVEMENTS	Taxable Total:		524,800
			100% Alberta School Foundation Fund			
7359068	0311146 4 9 S -5-22-25-4 8,827 Sq. Feet 34 WYNDHAM PARK VIEW			I Individual		
	R LAND & IMPROVEMENTS	T 103	RESIDENTIAL LAND & IMPROVEMENTS	Taxable Total:		639,500
			100% Alberta School Foundation Fund			
7359069	0311146 4 10 S -5-22-25-4 8,106 Sq. Feet 38 WYNDHAM PARK VIEW			I Individual		
	R LAND & IMPROVEMENTS	T 103	RESIDENTIAL LAND & IMPROVEMENTS	Taxable Total:		584,700
			100% Alberta School Foundation Fund			
7359070	0311146 4 11 S -5-22-25-4 9,935 Sq. Feet 42 WYNDHAM PARK VIEW			I Individual		
	R LAND & IMPROVEMENTS	T 103	RESIDENTIAL LAND & IMPROVEMENTS	Taxable Total:		574,700
			100% Alberta School Foundation Fund			
7359071	0311146 4 12 S -5-22-25-4 8,170 Sq. Feet 46 WYNDHAM PARK VIEW			I Individual		
	R LAND & IMPROVEMENTS	T 103	RESIDENTIAL LAND & IMPROVEMENTS	Taxable Total:		567,500
			100% Alberta School Foundation Fund			



2019 Assessment Roll (Valuation Date 1-July, 2019) 2020 Taxation Year, Wheatland County

Assessment Year: 2019
Tax Year: 2020

Roll	Legal Address	Total
7359072	0311146 4 13 S -5-22-25-4 7,320 Sq. Feet 50 WYNDHAM PARK VIEW I Individual	
	R LAND & IMPROVEMENTS T 103 RESIDENTIAL LAND & IMPROVEMENTS 100% Alberta School Foundation Fund Taxable Total:	534,100
7359073	0311146 4 14 S -5-22-25-4 8,149 Sq. Feet 54 WYNDHAM PARK VIEW I Individual	
	R LAND & IMPROVEMENTS T 103 RESIDENTIAL LAND & IMPROVEMENTS 100% Alberta School Foundation Fund Taxable Total:	437,700
7359080	0311146 5 1 S -5-22-25-4 6,480 Sq. Feet 58 SPEARGRASS BLVD I Individual	
	R LAND & IMPROVEMENTS T 103 RESIDENTIAL LAND & IMPROVEMENTS 100% Alberta School Foundation Fund Taxable Total:	403,100
7359081	0311146 5 2 S -5-22-25-4 5,458 Sq. Feet 54 SPEARGRASS BLVD I Individual	
	R LAND & IMPROVEMENTS T 103 RESIDENTIAL LAND & IMPROVEMENTS 100% Alberta School Foundation Fund Taxable Total:	427,600
7359082	0311146 5 3 S -5-22-25-4 6,329 Sq. Feet 50 SPEARGRASS BLVD I Individual	
	R LAND & IMPROVEMENTS T 103 RESIDENTIAL LAND & IMPROVEMENTS 100% Alberta School Foundation Fund Taxable Total:	357,900
7359083	0311146 5 4 S -5-22-25-4 6,383 Sq. Feet 46 SPEARGRASS BLVD I Individual	
	R LAND & IMPROVEMENTS T 103 RESIDENTIAL LAND & IMPROVEMENTS 100% Alberta School Foundation Fund Taxable Total:	438,800
7359084	0311146 5 5 S -5-22-25-4 6,469 Sq. Feet 42 SPEARGRASS BLVD I Individual	
	R LAND & IMPROVEMENTS T 103 RESIDENTIAL LAND & IMPROVEMENTS 100% Alberta School Foundation Fund Taxable Total:	338,000
7359085	0311146 5 6 S -5-22-25-4 6,232 Sq. Feet 38 SPEARGRASS BLVD I Individual	
	R LAND & IMPROVEMENTS T 103 RESIDENTIAL LAND & IMPROVEMENTS 50% The Golden Hills Reg. Div. 15 50% Christ The Redeemer Reg. 3 Taxable Total:	378,000
7359086	0311146 5 7 S -5-22-25-4 6,211 Sq. Feet 34 SPEARGRASS BLVD I Individual	



2019 Assessment Roll (Valuation Date 1-July, 2019) 2020 Taxation Year, Wheatland County

Assessment Year: 2019
Tax Year: 2020

Roll	Legal Address					Total
	R LAND & IMPROVEMENTS	T 103	RESIDENTIAL LAND & IMPROVEMENTS	Taxable Total:		463,000
		100%	Alberta School Foundation Fund			
7359087	0311146 5 8 S -5-22-25-4 6,017 Sq. Feet 30 SPEARGRASS BLVD			I Individual		
	R LAND & IMPROVEMENTS	T 103	RESIDENTIAL LAND & IMPROVEMENTS	Taxable Total:		402,500
		100%	The Golden Hills Reg. Div. 15			
7359088	0311146 5 9 S -5-22-25-4 6,189 Sq. Feet 26 SPEARGRASS BLVD			I Individual		
	R LAND & IMPROVEMENTS	T 103	RESIDENTIAL LAND & IMPROVEMENTS	Taxable Total:		299,900
		100%	Alberta School Foundation Fund			
7359089	0311146 5 10 S -5-22-25-4 5,823 Sq. Feet 22 SPEARGRASS BLVD			I Individual		
	R LAND & IMPROVEMENTS	T 103	RESIDENTIAL LAND & IMPROVEMENTS	Taxable Total:		430,700
		100%	Alberta School Foundation Fund			
7359090	0311146 5 11 S -5-22-25-4 6,179 Sq. Feet 18 SPEARGRASS BLVD			I Individual		
	R LAND & IMPROVEMENTS	T 103	RESIDENTIAL LAND & IMPROVEMENTS	Taxable Total:		410,100
		100%	Christ The Redeemer Reg. 3			
7359091	0311146 5 12 S -5-22-25-4 6,233 Sq. Feet 14 SPEARGRASS BLVD			I Individual		
	R LAND & IMPROVEMENTS	T 103	RESIDENTIAL LAND & IMPROVEMENTS	Taxable Total:		424,700
		100%	Alberta School Foundation Fund			
7359092	0311146 5 13 S -5-22-25-4 6,297 Sq. Feet 10 SPEARGRASS BLVD			I Individual		
	R LAND & IMPROVEMENTS	T 103	RESIDENTIAL LAND & IMPROVEMENTS	Taxable Total:		385,700
		100%	Alberta School Foundation Fund			
7359093	0311146 5 14 S -5-22-25-4 5,996 Sq. Feet 6 SPEARGRASS BLVD			I Individual		
	R LAND & IMPROVEMENTS	T 103	RESIDENTIAL LAND & IMPROVEMENTS	Taxable Total:		309,100
		100%	Alberta School Foundation Fund			
7359094	0311146 5 15 S -5-22-25-4 6,114 Sq. Feet 2 SPEARGRASS BLVD			I Individual		
	R LAND & IMPROVEMENTS	T 103	RESIDENTIAL LAND & IMPROVEMENTS	Taxable Total:		332,400
		100%	Alberta School Foundation Fund			



2019 Assessment Roll (Valuation Date 1-July, 2019) 2020 Taxation Year, Wheatland County

Assessment Year: 2019
Tax Year: 2020

Roll	Legal Address	Total
7359100	0311146 6 1 S -5-22-25-4 5,038 Sq. Feet 69 SPEARGRASS BLVD	I Individual
	R LAND & IMPROVEMENTS T 103 RESIDENTIAL LAND & IMPROVEMENTS 100% Christ The Redeemer Reg. 3	Taxable Total: 424,400
7359101	0311146 6 2 S -5-22-25-4 4,618 Sq. Feet 65 SPEARGRASS BLVD	I Individual
	R LAND & IMPROVEMENTS T 103 RESIDENTIAL LAND & IMPROVEMENTS 100% Alberta School Foundation Fund	Taxable Total: 391,200
7359102	0311146 6 3 S -5-22-25-4 4,629 Sq. Feet 61 SPEARGRASS BLVD	I Individual
	R LAND & IMPROVEMENTS T 103 RESIDENTIAL LAND & IMPROVEMENTS 100% Alberta School Foundation Fund	Taxable Total: 303,500
7359103	0311146 6 4 S -5-22-25-4 4,683 Sq. Feet 57 SPEARGRASS BLVD	I Individual
	R LAND & IMPROVEMENTS T 103 RESIDENTIAL LAND & IMPROVEMENTS 100% Alberta School Foundation Fund	Taxable Total: 297,800
7359104	0311146 6 5 S -5-22-25-4 4,650 Sq. Feet 53 SPEARGRASS BLVD	I Individual
	R LAND & IMPROVEMENTS T 103 RESIDENTIAL LAND & IMPROVEMENTS 100% The Golden Hills Reg. Div. 15	Taxable Total: 311,100
7359105	0311146 6 6 S -5-22-25-4 4,617 Sq. Feet 49 SPEARGRASS BLVD	I Individual
	R LAND & IMPROVEMENTS T 103 RESIDENTIAL LAND & IMPROVEMENTS 100% Alberta School Foundation Fund	Taxable Total: 308,100
7359106	0311146 6 7 S -5-22-25-4 4,661 Sq. Feet 45 SPEARGRASS BLVD	I Individual
	R LAND & IMPROVEMENTS T 103 RESIDENTIAL LAND & IMPROVEMENTS 100% Alberta School Foundation Fund	Taxable Total: 396,900
7359107	0311146 6 8 S -5-22-25-4 4,747 Sq. Feet 41 SPEARGRASS BLVD	I Individual
	R LAND & IMPROVEMENTS T 103 RESIDENTIAL LAND & IMPROVEMENTS 100% Alberta School Foundation Fund	Taxable Total: 416,600
7359108	0311146 6 9 S -5-22-25-4 4,909 Sq. Feet 37 SPEARGRASS BLVD	I Individual
	R LAND & IMPROVEMENTS T 103 RESIDENTIAL LAND & IMPROVEMENTS	Taxable Total: 384,200



2019 Assessment Roll (Valuation Date 1-July, 2019) 2020 Taxation Year, Wheatland County

Assessment Year: 2019
Tax Year: 2020

Roll	Legal Address					Total
		100% Alberta School Foundation Fund				
7359109	0311146 6 10 S -5-22-25-4 4,930 Sq. Feet 33 SPEARGRASS BLVD				I Individual	
	R LAND & IMPROVEMENTS	T 103	RESIDENTIAL LAND & IMPROVEMENTS	Taxable Total:		333,300
		100% Alberta School Foundation Fund				
7359110	0311146 6 11 S -5-22-25-4 4,844 Sq. Feet 29 SPEARGRASS BLVD				I Individual	
	R LAND & IMPROVEMENTS	T 103	RESIDENTIAL LAND & IMPROVEMENTS	Taxable Total:		326,400
		100% Alberta School Foundation Fund				
7359111	0311146 6 12 S -5-22-25-4 4,812 Sq. Feet 25 SPEARGRASS BLVD				I Individual	
	R LAND & IMPROVEMENTS	T 103	RESIDENTIAL LAND & IMPROVEMENTS	Taxable Total:		367,300
		100% Alberta School Foundation Fund				
7359112	0311146 6 13 S -5-22-25-4 4,844 Sq. Feet 21 SPEARGRASS BLVD				I Individual	
	R LAND & IMPROVEMENTS	T 103	RESIDENTIAL LAND & IMPROVEMENTS	Taxable Total:		315,600
		100% Alberta School Foundation Fund				
7359113	0311146 6 14 S -5-22-25-4 4,941 Sq. Feet 17 SPEARGRASS BLVD				C Corporation	
	R LAND & IMPROVEMENTS	T 103	RESIDENTIAL LAND & IMPROVEMENTS	Taxable Total:		366,600
		100% Alberta School Foundation Fund				
7359114	0311146 6 15 S -5-22-25-4 4,887 Sq. Feet 13 SPEARGRASS BLVD				I Individual	
	R LAND & IMPROVEMENTS	T 103	RESIDENTIAL LAND & IMPROVEMENTS	Taxable Total:		360,700
		100% Alberta School Foundation Fund				
7359115	0311146 6 16 S -5-22-25-4 4,736 Sq. Feet 9 SPEARGRASS BLVD				C Corporation	
	R LAND & IMPROVEMENTS	T 103	RESIDENTIAL LAND & IMPROVEMENTS	Taxable Total:		313,300
		100% Alberta School Foundation Fund				
7359116	0311146 6 17 S -5-22-25-4 4,639 Sq. Feet 5 SPEARGRASS BLVD				I Individual	
	R LAND & IMPROVEMENTS	T 103	RESIDENTIAL LAND & IMPROVEMENTS	Taxable Total:		353,800
		100% Alberta School Foundation Fund				
7359117	0311146 6 18 S -5-22-25-4 5,393 Sq. Feet 1 SPEARGRASS BLVD				I Individual	



2019 Assessment Roll (Valuation Date 1-July, 2019) 2020 Taxation Year, Wheatland County

Assessment Year: 2019
Tax Year: 2020

Roll	Legal Address					Total
	R	LAND & IMPROVEMENTS	T	103	RESIDENTIAL LAND & IMPROVEMENTS	Taxable Total: 359,300
					100% Alberta School Foundation Fund	
7359118	0711421 7 1	E -5-22-25-4 8,757 Sq. Feet				
		101 SPEARGRASS CRES				I Individual
	R	LAND & IMPROVEMENTS	T	103	RESIDENTIAL LAND & IMPROVEMENTS	Taxable Total: 521,700
					100% Alberta School Foundation Fund	
7359119	0711421 7 2	E -5-22-25-4 7,629 Sq. Feet				
		105 SPEARGRASS CRES				I Individual
	R	LAND & IMPROVEMENTS	T	103	RESIDENTIAL LAND & IMPROVEMENTS	Taxable Total: 447,400
					100% Alberta School Foundation Fund	
7359120	0711421 7 3	E -5-22-25-4 8,393 Sq. Feet				
		109 SPEARGRASS CRES				I Individual
	R	LAND & IMPROVEMENTS	T	103	RESIDENTIAL LAND & IMPROVEMENTS	Taxable Total: 557,500
					100% Alberta School Foundation Fund	
7359121	0711421 7 4	E -5-22-25-4 8,569 Sq. Feet				
		113 SPEARGRASS CRES				I Individual
	R	LAND & IMPROVEMENTS	T	103	RESIDENTIAL LAND & IMPROVEMENTS	Taxable Total: 480,600
					100% Alberta School Foundation Fund	
7359122	0711421 7 5	E -5-22-25-4 8,830 Sq. Feet				
		117 SPEARGRASS CRES				C Corporation
	R	LAND	T	104	RESIDENTIAL VACANT LAND	Taxable Total: 113,400
					100% The Golden Hills Reg. Div. 15	
7359123	0711421 7 6	E -5-22-25-4 8,577 Sq. Feet				
		121 SPEARGRASS CRES				C Corporation
	R	LAND	T	104	RESIDENTIAL VACANT LAND	Taxable Total: 109,200
					100% The Golden Hills Reg. Div. 15	
7359124	0711421 7 7	E -5-22-25-4 8,292 Sq. Feet				
		129 SPEARGRASS CRES				C Corporation
	R	LAND	T	104	RESIDENTIAL VACANT LAND	Taxable Total: 104,500
					100% The Golden Hills Reg. Div. 15	
7359125	0711421 7 8	E -5-22-25-4 8,567 Sq. Feet				
		133 SPEARGRASS CRES				C Corporation
	R	LAND	T	104	RESIDENTIAL VACANT LAND	Taxable Total: 109,100
					100% The Golden Hills Reg. Div. 15	



2019 Assessment Roll (Valuation Date 1-July, 2019) 2020 Taxation Year, Wheatland County

Assessment Year: 2019
Tax Year: 2020

Roll	Legal Address	Total
7359126	0711421 7 9 E -5-22-25-4 7,962 Sq. Feet 137 SPEARGRASS CRES	I Individual
	R LAND & IMPROVEMENTS T 103 RESIDENTIAL LAND & IMPROVEMENTS 100% Alberta School Foundation Fund	Taxable Total: 481,100
7359127	0711421 7 10 E -5-22-25-4 7,363 Sq. Feet 141 SPEARGRASS CRES	I Individual
	R LAND & IMPROVEMENTS T 103 RESIDENTIAL LAND & IMPROVEMENTS 100% Alberta School Foundation Fund	Taxable Total: 501,500
7359128	0711421 7 11 E -5-22-25-4 7,362 Sq. Feet 145 SPEARGRASS CRES	I Individual
	R LAND & IMPROVEMENTS T 103 RESIDENTIAL LAND & IMPROVEMENTS 100% Alberta School Foundation Fund	Taxable Total: 506,900
7359129	0711421 7 12 E -5-22-25-4 8,921 Sq. Feet 149 SPEARGRASS CRES	I Individual
	R LAND & IMPROVEMENTS T 103 RESIDENTIAL LAND & IMPROVEMENTS 100% Alberta School Foundation Fund	Taxable Total: 535,400
7359130	0711421 7 13 E -5-22-25-4 1.33 Acres	POND C Corporation
	R LAND T 104 RESIDENTIAL VACANT LAND 100% The Golden Hills Reg. Div. 15	Taxable Total: 17,300
7359131	0711421 8 1 E -5-22-25-4 9,156 Sq. Feet 102 SPEARGRASS CRES	I Individual
	R LAND & IMPROVEMENTS T 103 RESIDENTIAL LAND & IMPROVEMENTS 100% Alberta School Foundation Fund	Taxable Total: 546,800
7359132	0711421 8 2 E -5-22-25-4 7,885 Sq. Feet 106 SPEARGRASS CRES	C Corporation
	R LAND T 104 RESIDENTIAL VACANT LAND 100% The Golden Hills Reg. Div. 15	Taxable Total: 97,800
7359133	0711421 8 3 E -5-22-25-4 8,240 Sq. Feet 110 SPEARGRASS CRES	I Individual
	R LAND & IMPROVEMENTS T 103 RESIDENTIAL LAND & IMPROVEMENTS 100% Alberta School Foundation Fund	Taxable Total: 427,800
7359134	0711421 8 4 E -5-22-25-4 8,928 Sq. Feet 114 SPEARGRASS CRES	I Individual
	R LAND & IMPROVEMENTS T 103 RESIDENTIAL LAND & IMPROVEMENTS	Taxable Total: 488,600



2019 Assessment Roll (Valuation Date 1-July, 2019) 2020 Taxation Year, Wheatland County

Assessment Year: 2019
Tax Year: 2020

Roll	Legal Address					Total
		100% Alberta School Foundation Fund				
7359135	0711421 8 5 E -5-22-25-4 8,149 Sq. Feet 118 SPEARGRASS CRES				I Individual	
	R LAND & IMPROVEMENTS	T 103	RESIDENTIAL LAND & IMPROVEMENTS	Taxable Total:		487,100
		100% Alberta School Foundation Fund				
7359136	0711421 8 6 E -5-22-25-4 8,285 Sq. Feet 122 SPEARGRASS CRES				C Corporation	
	R LAND	T 104	RESIDENTIAL VACANT LAND	Taxable Total:		104,400
		100% The Golden Hills Reg. Div. 15				
7359137	0711421 8 7 E -5-22-25-4 10,108 Sq. Feet 126 SPEARGRASS CRES				C Corporation	
	R LAND & IMPROVEMENTS	T 103	RESIDENTIAL LAND & IMPROVEMENTS	Taxable Total:		484,400
		100% Alberta School Foundation Fund				
7359138	0711421 8 8 E -5-22-25-4 9,584 Sq. Feet 130 SPEARGRASS CRES				I Individual	
	R LAND & IMPROVEMENTS	T 103	RESIDENTIAL LAND & IMPROVEMENTS	Taxable Total:		615,500
		100% Alberta School Foundation Fund				
7359139	0711421 8 9 E -5-22-25-4 9,410 Sq. Feet 134 SPEARGRASS CRES				I Individual	
	R LAND & IMPROVEMENTS	T 103	RESIDENTIAL LAND & IMPROVEMENTS	Taxable Total:		564,800
		100% The Golden Hills Reg. Div. 15				
7359140	0711421 9 1 E -5-22-25-4 9,074 Sq. Feet 166 SPEARGRASS CRES				I Individual	
	R LAND & IMPROVEMENTS	T 103	RESIDENTIAL LAND & IMPROVEMENTS	Taxable Total:		414,500
		100% Alberta School Foundation Fund				
7359141	0711421 9 2 E -5-22-25-4 7,879 Sq. Feet 162 SPEARGRASS CRES				I Individual	
	R LAND & IMPROVEMENTS	T 103	RESIDENTIAL LAND & IMPROVEMENTS	Taxable Total:		459,600
		100% Alberta School Foundation Fund				
7359142	0711421 9 3 E -5-22-25-4 7,890 Sq. Feet 158 SPEARGRASS CRES				C Corporation	
	R LAND	T 104	RESIDENTIAL VACANT LAND	Taxable Total:		97,900
		100% The Golden Hills Reg. Div. 15				
7359143	0711421 9 4 E -5-22-25-4 8,126 Sq. Feet 154 SPEARGRASS CRES				C Corporation	



2019 Assessment Roll (Valuation Date 1-July, 2019) 2020 Taxation Year, Wheatland County

Assessment Year: 2019
Tax Year: 2020

Roll	Legal Address					Total
	R LAND	T 104	RESIDENTIAL VACANT LAND	Taxable Total:		101,800
		100%	Alberta School Foundation Fund			
7359144	0711421 9 5 E -5-22-25-4 8,513 Sq. Feet 150 SPEARGRASS CRES			C Corporation		
	R LAND & IMPROVEMENTS	T 103	RESIDENTIAL LAND & IMPROVEMENTS	Taxable Total:		139,100
		100%	Alberta School Foundation Fund			
7359145	0711421 9 6 E -5-22-25-4 9,169 Sq. Feet 146 SPEARGRASS CRES			C Corporation		
	R LAND	T 104	RESIDENTIAL VACANT LAND	Taxable Total:		119,000
		100%	Alberta School Foundation Fund			
7359146	0711421 9 7 E -5-22-25-4 8,102 Sq. Feet 142 SPEARGRASS CRES			I Individual		
	R LAND & IMPROVEMENTS	T 103	RESIDENTIAL LAND & IMPROVEMENTS	Taxable Total:		583,700
		100%	Alberta School Foundation Fund			
7359147	0711421 9 8 E -5-22-25-4 8,159 Sq. Feet 138 SPEARGRASS CRES			C Corporation		
	R LAND	T 104	RESIDENTIAL VACANT LAND	Taxable Total:		102,300
		100%	The Golden Hills Reg. Div. 15			
7359148	0711421 10 1 E -5-22-25-4 10,100 Sq. Feet 101 SPEARGRASS CLOSE			I Individual		
	R LAND & IMPROVEMENTS	T 103	RESIDENTIAL LAND & IMPROVEMENTS	Taxable Total:		550,600
		100%	Alberta School Foundation Fund			
7359149	0711421 10 2 E -5-22-25-4 8,677 Sq. Feet 105 SPEARGRASS CLOSE			I Individual		
	R LAND & IMPROVEMENTS	T 103	RESIDENTIAL LAND & IMPROVEMENTS	Taxable Total:		562,000
		100%	Alberta School Foundation Fund			
7359150	0711421 10 3 E -5-22-25-4 9,003 Sq. Feet 109 SPEARGRASS CLOSE			I Individual		
	R LAND & IMPROVEMENTS	T 103	RESIDENTIAL LAND & IMPROVEMENTS	Taxable Total:		573,600
		100%	Alberta School Foundation Fund			
7359151	0711421 10 4 E -5-22-25-4 8,246 Sq. Feet 113 SPEARGRASS CLOSE			I Individual		
	R LAND & IMPROVEMENTS	T 103	RESIDENTIAL LAND & IMPROVEMENTS	Taxable Total:		508,900
		100%	Alberta School Foundation Fund			



2019 Assessment Roll (Valuation Date 1-July, 2019) 2020 Taxation Year, Wheatland County

Assessment Year: 2019
Tax Year: 2020

Roll	Legal Address	Total
7359152	0711421 10 5 E -5-22-25-4 7,906 Sq. Feet 117 SPEARGRASS CLOSE R LAND T 104 RESIDENTIAL VACANT LAND 100% Christ The Redeemer Reg. 3	C Corporation Taxable Total: 98,100
7359153	0711421 10 6 E -5-22-25-4 7,973 Sq. Feet 121 SPEARGRASS CLOSE R LAND T 104 RESIDENTIAL VACANT LAND 100% Christ The Redeemer Reg. 3	C Corporation Taxable Total: 99,200
7359154	0711421 10 7 E -5-22-25-4 9,319 Sq. Feet 125 SPEARGRASS CLOSE R LAND T 104 RESIDENTIAL VACANT LAND 100% Christ The Redeemer Reg. 3	C Corporation Taxable Total: 121,500
7359155	0711421 10 8 E -5-22-25-4 8,365 Sq. Feet 129 SPEARGRASS CLOSE R LAND & IMPROVEMENTS T 103 RESIDENTIAL LAND & IMPROVEMENTS 100% Alberta School Foundation Fund	I Individual Taxable Total: 470,000
7359156	0711421 10 9 E -5-22-25-4 9,280 Sq. Feet 133 SPEARGRASS CLOSE R LAND & IMPROVEMENTS T 103 RESIDENTIAL LAND & IMPROVEMENTS 100% Christ The Redeemer Reg. 3	I Individual Taxable Total: 575,400
7359157	0711421 10 10 E -5-22-25-4 10,512 Sq. Feet 137 SPEARGRASS CLOSE R LAND & IMPROVEMENTS T 103 RESIDENTIAL LAND & IMPROVEMENTS 100% Alberta School Foundation Fund	C Corporation Taxable Total: 903,500
7359158	0711421 10 11 E -5-22-25-4 10,128 Sq. Feet 141 SPEARGRASS CLOSE R LAND T 104 RESIDENTIAL VACANT LAND 100% The Golden Hills Reg. Div. 15	C Corporation Taxable Total: 134,900
7359159	0711421 10 12 E -5-22-25-4 9,993 Sq. Feet 145 SPEARGRASS CLOSE R LAND & IMPROVEMENTS T 103 RESIDENTIAL LAND & IMPROVEMENTS 100% Alberta School Foundation Fund	I Individual Taxable Total: 543,100
7359160	0711421 10 13 E -5-22-25-4 10,032 Sq. Feet 138 SPEARGRASS CLOSE R LAND T 104 RESIDENTIAL VACANT LAND	C Corporation Taxable Total: 133,300



2019 Assessment Roll (Valuation Date 1-July, 2019) 2020 Taxation Year, Wheatland County

Assessment Year: 2019
Tax Year: 2020

Roll	Legal Address	Total
	100% The Golden Hills Reg. Div. 15	
7359161	0711421 10 14 E -5-22-25-4 9,690 Sq. Feet 134 SPEARGRASS CLOSE	C Corporation
R LAND	T 104 RESIDENTIAL VACANT LAND	Taxable Total: 127,600
	100% The Golden Hills Reg. Div. 15	
7359162	0711421 10 15 E -5-22-25-4 10,613 Sq. Feet 130 SPEARGRASS CLOSE	C Corporation
R LAND	T 104 RESIDENTIAL VACANT LAND	Taxable Total: 142,900
	100% Christ The Redeemer Reg. 3	
7359163	0711421 10 16 E -5-22-25-4 8,635 Sq. Feet 126 SPEARGRASS CLOSE	C Corporation
R LAND	T 104 RESIDENTIAL VACANT LAND	Taxable Total: 110,200
	100% Christ The Redeemer Reg. 3	
7359164	0711421 10 17 E -5-22-25-4 9,310 Sq. Feet 122 SPEARGRASS CLOSE	C Corporation
R LAND	T 104 RESIDENTIAL VACANT LAND	Taxable Total: 121,300
	100% The Golden Hills Reg. Div. 15	
7359165	0711421 10 18 E -5-22-25-4 8,934 Sq. Feet 118 SPEARGRASS CLOSE	I Individual
R LAND & IMPROVEMENTS	T 103 RESIDENTIAL LAND & IMPROVEMENTS	Taxable Total: 531,300
	100% Alberta School Foundation Fund	
7359166	0711421 10 19 E -5-22-25-4 8,509 Sq. Feet 114 SPEARGRASS CLOSE	C Corporation
R LAND	T 104 RESIDENTIAL VACANT LAND	Taxable Total: 108,100
	100% Christ The Redeemer Reg. 3	
7359167	0711421 10 20 E -5-22-25-4 8,032 Sq. Feet 110 SPEARGRASS CLOSE	C Corporation
R LAND	T 104 RESIDENTIAL VACANT LAND	Taxable Total: 100,200
	100% The Golden Hills Reg. Div. 15	
7359168	0711421 10 21 E -5-22-25-4 8,536 Sq. Feet 106 SPEARGRASS CLOSE	C Corporation
R LAND	T 104 RESIDENTIAL VACANT LAND	Taxable Total: 108,500
	100% The Golden Hills Reg. Div. 15	
7359169	0711421 10 22 E -5-22-25-4 9,551 Sq. Feet 102 SPEARGRASS CLOSE	C Corporation



2019 Assessment Roll (Valuation Date 1-July, 2019) 2020 Taxation Year, Wheatland County

Assessment Year: 2019
Tax Year: 2020

Roll	Legal Address					Total
	R LAND	T 104	RESIDENTIAL VACANT LAND	Taxable Total:		125,300
		100%	The Golden Hills Reg. Div. 15			
7359170	0712224 11 1 E -5-22-25-4 5,464 Sq. Feet 139 SPEARGRASS CIRCLE			I Individual		
	R LAND & IMPROVEMENTS	T 103	RESIDENTIAL LAND & IMPROVEMENTS	Taxable Total:		380,100
		100%	Alberta School Foundation Fund			
7359171	0712224 11 2 E -5-22-25-4 4,773 Sq. Feet 137 SPEARGRASS CIRCLE			I Individual		
	R LAND & IMPROVEMENTS	T 103	RESIDENTIAL LAND & IMPROVEMENTS	Taxable Total:		378,500
		100%	Alberta School Foundation Fund			
7359172	0712224 11 3 E -5-22-25-4 4,773 Sq. Feet 135 SPEARGRASS CIRCLE			I Individual		
	R LAND & IMPROVEMENTS	T 103	RESIDENTIAL LAND & IMPROVEMENTS	Taxable Total:		367,800
		100%	Alberta School Foundation Fund			
7359173	0712224 11 4 E -5-22-25-4 5,726 Sq. Feet 133 SPEARGRASS CIRCLE			I Individual		
	R LAND & IMPROVEMENTS	T 103	RESIDENTIAL LAND & IMPROVEMENTS	Taxable Total:		376,300
		100%	Christ The Redeemer Reg. 3			
7359174	0712224 11 5 E -5-22-25-4 6,426 Sq. Feet 131 SPEARGRASS CIRCLE			I Individual		
	R LAND & IMPROVEMENTS	T 103	RESIDENTIAL LAND & IMPROVEMENTS	Taxable Total:		389,000
		100%	Alberta School Foundation Fund			
7359175	0712224 11 6 E -5-22-25-4 5,862 Sq. Feet 129 SPEARGRASS CIRCLE			I Individual		
	R LAND & IMPROVEMENTS	T 103	RESIDENTIAL LAND & IMPROVEMENTS	Taxable Total:		383,600
		100%	Alberta School Foundation Fund			
7359176	0712224 11 7 E -5-22-25-4 5,832 Sq. Feet 127 SPEARGRASS CIRCLE			I Individual		
	R LAND & IMPROVEMENTS	T 103	RESIDENTIAL LAND & IMPROVEMENTS	Taxable Total:		389,900
		100%	Alberta School Foundation Fund			
7359177	0712224 11 8 E -5-22-25-4 6,431 Sq. Feet 125 SPEARGRASS CIRCLE			I Individual		
	R LAND & IMPROVEMENTS	T 103	RESIDENTIAL LAND & IMPROVEMENTS	Taxable Total:		368,200
		100%	Alberta School Foundation Fund			



2019 Assessment Roll (Valuation Date 1-July, 2019) 2020 Taxation Year, Wheatland County

Assessment Year: 2019
Tax Year: 2020

Roll	Legal Address	Total
7359178	0712224 11 9 E -5-22-25-4 5,629 Sq. Feet 123 SPEARGRASS CIRCLE	I Individual
	R LAND & IMPROVEMENTS T 103 RESIDENTIAL LAND & IMPROVEMENTS 100% Alberta School Foundation Fund	Taxable Total: 370,400
7359179	0712224 11 10 E -5-22-25-4 4,945 Sq. Feet 121 SPEARGRASS CIRCLE	I Individual
	R LAND & IMPROVEMENTS T 103 RESIDENTIAL LAND & IMPROVEMENTS 100% Alberta School Foundation Fund	Taxable Total: 340,700
7359180	0712224 11 11 E -5-22-25-4 5,003 Sq. Feet 119 SPEARGRASS CIRCLE	I Individual
	R LAND & IMPROVEMENTS T 103 RESIDENTIAL LAND & IMPROVEMENTS 100% Alberta School Foundation Fund	Taxable Total: 315,100
7359181	0712224 11 12 E -5-22-25-4 5,611 Sq. Feet 117 SPEARGRASS CIRCLE	I Individual
	R LAND & IMPROVEMENTS T 103 RESIDENTIAL LAND & IMPROVEMENTS 100% Alberta School Foundation Fund	Taxable Total: 386,200
7359182	0712224 11 13 E -5-22-25-4 6,494 Sq. Feet 115 SPEARGRASS CIRCLE	I Individual
	R LAND & IMPROVEMENTS T 103 RESIDENTIAL LAND & IMPROVEMENTS 100% Alberta School Foundation Fund	Taxable Total: 417,000
7359183	0712224 11 14 E -5-22-25-4 5,915 Sq. Feet 113 SPEARGRASS CIRCLE	I Individual
	R LAND & IMPROVEMENTS T 103 RESIDENTIAL LAND & IMPROVEMENTS 100% Alberta School Foundation Fund	Taxable Total: 418,900
7359184	0712224 11 15 E -5-22-25-4 5,949 Sq. Feet 111 SPEARGRASS CIRCLE	I Individual
	R LAND & IMPROVEMENTS T 103 RESIDENTIAL LAND & IMPROVEMENTS 100% Alberta School Foundation Fund	Taxable Total: 324,500
7359185	0712224 11 16 E -5-22-25-4 6,485 Sq. Feet 109 SPEARGRASS CIRCLE	I Individual
	R LAND & IMPROVEMENTS T 103 RESIDENTIAL LAND & IMPROVEMENTS 100% Alberta School Foundation Fund	Taxable Total: 318,900
7359186	0712224 11 17 SE-5-22-25-4 5,721 Sq. Feet 107 SPEARGRASS CIRCLE	I Individual
	R LAND & IMPROVEMENTS T 103 RESIDENTIAL LAND & IMPROVEMENTS	Taxable Total: 373,200



2019 Assessment Roll (Valuation Date 1-July, 2019) 2020 Taxation Year, Wheatland County

Assessment Year: 2019
Tax Year: 2020

Roll	Legal Address	Total
100% Alberta School Foundation Fund		
7359187	0712224 11 18 E -5-22-25-4 4,823 Sq. Feet 105 SPEARGRASS CIRCLE	I Individual
R	LAND & IMPROVEMENTS	T 103 RESIDENTIAL LAND & IMPROVEMENTS Taxable Total: 351,200
100% Alberta School Foundation Fund		
7359188	0712224 11 19 E -5-22-25-4 4,757 Sq. Feet 103 SPEARGRASS CIRCLE	I Individual
R	LAND & IMPROVEMENTS	T 103 RESIDENTIAL LAND & IMPROVEMENTS Taxable Total: 382,000
100% Alberta School Foundation Fund		
7359189	0712224 11 20 E -5-22-25-4 6,025 Sq. Feet 101 SPEARGRASS CIRCLE	I Individual
R	LAND & IMPROVEMENTS	T 103 RESIDENTIAL LAND & IMPROVEMENTS Taxable Total: 411,900
100% Alberta School Foundation Fund		
7359500	0211957 1 3 SE-5-22-25-4 7.15 Acres	C Corporation
NR	LAND	T 105 NON-RESEIDENTIAL LAND & IMPROVEMENTS Taxable Total: 50,240
100% The Golden Hills Reg. Div. 15		
7359501	0910381 4 15MR S -5-22-25-4 3.55 Acres	MUNICIPAL RESERVE Speargrass Lift Station C Corporation
NR	LAND	E 155 WHEATLAND COUNTY EXEMPT Exempt Total: 181,320
100% Alberta School Foundation Fund		
7359505	0211957 1 4 NE-32-21-25-4 0.29 Acres	former Pump House Former Pump House C Corporation
NR	LAND	E 155 WHEATLAND COUNTY EXEMPT Exempt Total: 107,970
100% Alberta School Foundation Fund		
7359510	0211957 1 5 PT-5-22-25-4 0.07 Acres	GENERATOR SITE FOR PUMP HOUSE Speargrass Sewage Generator C Corporation
NR	LAND & IMPROVEMENTS	E 155 WHEATLAND COUNTY EXEMPT Exempt Total: 22,310
100% The Golden Hills Reg. Div. 15		
7359515	0211957 1 6 SE-5-22-25-4 0.07 Acres	C Corporation
NR	LAND	T 105 NON-RESEIDENTIAL LAND & IMPROVEMENTS Taxable Total: 7,720
100% The Golden Hills Reg. Div. 15		
7359520	0311146 1 7PUL S -5-22-25-4 0.15 Acres	PUBLIC UTILITY LOT I Individual



2019 Assessment Roll (Valuation Date 1-July, 2019) 2020 Taxation Year, Wheatland County

Assessment Year: 2019
Tax Year: 2020

Roll	Legal Address					Total
	NR	LAND		E 155	WHEATLAND COUNTY EXEMPT 100% Alberta School Foundation Fund	Exempt Total: 3,120
7359530	1811971 A	SE-5-22-25-4	0.52 Acres			BOULEVARD SPEARGRASS CIRCLE M Municipal
	NR	LAND		E 155	WHEATLAND COUNTY EXEMPT 100% Alberta School Foundation Fund	Exempt Total: 10,130
7359532	1811971 B	SE-5-22-25-4	0.07 Acres			BOULEVARD SPEARGRASS CLOSE M Municipal
	NR	LAND		E 155	WHEATLAND COUNTY EXEMPT 100% Alberta School Foundation Fund	Exempt Total: 1,360
7359534	1811971 C	SE-5-22-25-4	0.59 Acres			BOULEVARD SPEARGRASS BLVD M Municipal
	NR	LAND		E 155	WHEATLAND COUNTY EXEMPT 100% Alberta School Foundation Fund	Exempt Total: 11,490
7359536	1811971 D	S-5-22-25-4	0.11 Acres			BOULEVARD WYNDHAM PARK VIEW M Municipal
	NR	LAND		E 155	WHEATLAND COUNTY EXEMPT 100% Alberta School Foundation Fund	Exempt Total: 2,140
7360000	NE-5-22-25-4	12.96 Acres				STOCKPILE SITE, NE Corner M Municipal
	NR	LAND		E 155	WHEATLAND COUNTY EXEMPT 100% Alberta School Foundation Fund	Exempt Total: 50,320
7361000	NW-5-22-25-4	157.43 Acres				C Corporation
	F	LAND & IMPROVEMENTS		T 1	FARMLAND	35,980
	R			T 103	RESIDENTIAL LAND & IMPROVEMENTS	447,230
						Taxable Total: 483,210
	R			E 901	RURAL RESIDENCE EXEMPTION (RAP)	81,750
	R			E 903	FARM BUILDING EXEMPT	2,980
				100%	Alberta School Foundation Fund	Exempt Total: 84,730
						Totals: 567,940
7365000	SE-5-22-25-4	0.62 Acres				Northeast Corner, NE of Hwy I Individual
	R	LAND		T 104	RESIDENTIAL VACANT LAND 100% Alberta School Foundation Fund	Taxable Total: 3,800



2019 Assessment Roll (Valuation Date 1-July, 2019) 2020 Taxation Year, Wheatland County

Assessment Year: 2019
Tax Year: 2020

Roll	Legal Address				Total
7366000	SW-5-22-25-4	76.84 Acres	LSD 4 & 5 C Corporation		
	F LAND		T 1 FARMLAND	Taxable Total:	20,360
			100% The Golden Hills Reg. Div. 15		
7366010	9211728 1 SW-5-22-25-4	2.50 Acres	PTN LSD 4&5, West Central Ptn		
	220019 RGE RD 255		I Individual		
	R LAND & IMPROVEMENTS		T 103 RESIDENTIAL LAND & IMPROVEMENTS	Taxable Total:	564,100
			100% Alberta School Foundation Fund		
7366020	SW-5-22-25-4	0.15 Acres	SE CORNER OF LSD 4		
			I Individual		
	R LAND & IMPROVEMENTS		T 103 RESIDENTIAL LAND & IMPROVEMENTS	Taxable Total:	26,900
			100% Alberta School Foundation Fund		
7370000	NE-6-22-25-4	98.10 Acres	I Individual		
	F LAND		T 1 FARMLAND	Taxable Total:	17,740
			100% Alberta School Foundation Fund		
7370010	9812703 3 NE-6-22-25-4	15.89 Acres	NORTHEAST CORNER		
	255009 HWY 24		I Individual		
	F LAND & IMPROVEMENTS		T 1 FARMLAND		2,290
	R		T 103 RESIDENTIAL LAND & IMPROVEMENTS		305,460
			Taxable Total:		307,750
	R		E 901 RURAL RESIDENCE EXEMPTION (RAP)		61,540
	R		E 903 FARM BUILDING EXEMPT		54,770
			100% Alberta School Foundation Fund		
			Exempt Total:		116,310
			Totals:		424,060
7371000	NW-6-22-25-4	97.62 Acres	CARSELAND LAGOON, Nrthly Ptn Carseland Lagoon		
			M Municipal		
	NR LAND		E 155 WHEATLAND COUNTY EXEMPT	Exempt Total:	602,230
			100% Alberta School Foundation Fund		
7372000	8110382 1 NW-6-22-25-4	2.38 Acres	CARSELAND DUMP-W. Central PART Carseland Waste Transfer Station		
	220057 RGE RD 260		P Provincial		
	NR LAND & IMPROVEMENTS		E 158 WASTE TRANSFER SITES EXEMPT	Exempt Total:	156,750
			100% Alberta School Foundation Fund		
7373000	NW-6-22-25-4	40.00 Acres	South Half LSD 11 & 12		
			I Individual		
	F LAND		T 1 FARMLAND	Taxable Total:	8,770



2019 Assessment Roll (Valuation Date 1-July, 2019) 2020 Taxation Year, Wheatland County

Assessment Year: 2019
Tax Year: 2020

Roll	Legal Address					Total
	100% Alberta School Foundation Fund					
7374000	9812702 2	E -6-22-25-4	199.77 Acres		SE 157AC & NE 42.77AC I Individual	
	F	LAND		T 1	FARMLAND	Taxable Total: 52,360
	100% Alberta School Foundation Fund					
7374010	9812702 1	SE-6-22-25-4	3.00 Acres		SOUTHWEST CORNER I Individual	
	R	LAND & IMPROVEMENTS		T 103	RESIDENTIAL LAND & IMPROVEMENTS	Taxable Total: 536,600
	100% Alberta School Foundation Fund					
7375000	SW-6-22-25-4		160.00 Acres		I Individual	
	220007 RGE RD 260					
	F	LAND & IMPROVEMENTS		T 1	FARMLAND	37,570
	R			T 103	RESIDENTIAL LAND & IMPROVEMENTS	283,150
					Taxable Total:	320,720
	R			E 901	RURAL RESIDENCE EXEMPTION (RAP)	61,540
	R			E 903	FARM BUILDING EXEMPT	2,000
					100% Alberta School Foundation Fund	Exempt Total: 63,540
					Totals:	384,260
7376000	NE-7-22-25-4		136.48 Acres		Northwest of Railway I Individual	
	F	LAND		T 1	FARMLAND	Taxable Total: 36,140
	100% Alberta School Foundation Fund					
7376010	NE-7-22-25-4		9.56 Acres		Southeast Corner Turner Custom Reno & Cabinetry Business I Individual	
	221044 RGE RD 255					
	F	LAND & IMPROVEMENTS		T 1	FARMLAND	1,470
	R			T 103	RESIDENTIAL LAND & IMPROVEMENTS	459,080
	NR			T 105	NON-RESEIDENTIAL LAND & IMPROVEMENTS	189,730
					Taxable Total:	650,280
	R			E 901	RURAL RESIDENCE EXEMPTION (RAP)	1,470
	R			E 903	FARM BUILDING EXEMPT	43,780
					100% Alberta School Foundation Fund	Exempt Total: 45,250
					Totals:	695,530
7376012	0814317 1 1	NE-7-22-25-4	3.00 Acres		I Individual	
	221056 RGE RD 255					
	R	LAND & IMPROVEMENTS		T 103	RESIDENTIAL LAND & IMPROVEMENTS	Taxable Total: 453,000
					100% Alberta School Foundation Fund	



2019 Assessment Roll (Valuation Date 1-July, 2019) 2020 Taxation Year, Wheatland County

Assessment Year: 2019
Tax Year: 2020

Roll	Legal Address	Total
7376014	0814317 1 2 NE-7-22-25-4 3.00 Acres 221052 RGE RD 255	I Individual
	R LAND & IMPROVEMENTS T 103 RESIDENTIAL LAND & IMPROVEMENTS	294,400
	R E 903 FARM BUILDING EXEMPT	1,750
	100% Alberta School Foundation Fund Totals:	296,150
7377000	NW-7-22-25-4 156.00 Acres	I Individual
	F LAND T 1 FARMLAND	Taxable Total: 42,180
	100% Alberta School Foundation Fund	
7377010	9910224 1 NW-7-22-25-4 3.00 Acres 255047A TWP RD 222	NORTHEASTERLY CORNER I Individual
	R LAND & IMPROVEMENTS T 103 RESIDENTIAL LAND & IMPROVEMENTS	Taxable Total: 849,900
	100% Alberta School Foundation Fund	
7378000	SE-7-22-25-4 40.53 Acres	LSD 7 I Individual
	F LAND T 1 FARMLAND	Taxable Total: 9,840
	100% Alberta School Foundation Fund	
7378010	SE-7-22-25-4 27.87 Acres 221026 RGE RD 255	SE Part LSD 8;0.89a LSD 7 I Individual
	F LAND & IMPROVEMENTS T 1 FARMLAND	6,150
	R T 103 RESIDENTIAL LAND & IMPROVEMENTS	478,650
		Taxable Total: 484,800
	R E 901 RURAL RESIDENCE EXEMPTION (RAP)	6,150
	R E 903 FARM BUILDING EXEMPT	14,890
	100% Alberta School Foundation Fund	Exempt Total: 21,040
		Totals: 505,840
7378020	1311296 1 1 SE-7-22-25-4 8.00 Acres 221040 RGE RD 255	NE Corner LSD 8 I Individual
	F LAND & IMPROVEMENTS T 1 FARMLAND	1,240
	R T 103 RESIDENTIAL LAND & IMPROVEMENTS	624,660
		Taxable Total: 625,900
	R E 901 RURAL RESIDENCE EXEMPTION (RAP)	1,240
	100% Alberta School Foundation Fund	Totals: 627,140
7379000	SE-7-22-25-4 70.21 Acres	South Half I Individual
	F LAND T 1 FARMLAND	Taxable Total: 16,060



2019 Assessment Roll (Valuation Date 1-July, 2019) 2020 Taxation Year, Wheatland County

Assessment Year: 2019
Tax Year: 2020

Roll	Legal Address							Total
	100% Alberta School Foundation Fund							
7380000	SW-7-22-25-4	75.35 Acres					East Half I Individual	
	F	LAND	T	1	FARMLAND	Taxable Total:	18,390	
100% Alberta School Foundation Fund								
7381000	SW-7-22-25-4	46.33 Acres					East Half LSD 3 & All of 4 I Individual	
	F	LAND	T	1	FARMLAND	Taxable Total:	10,230	
100% Alberta School Foundation Fund								
7382000	NE-8-22-25-4	155.57 Acres					I Individual	
	F	LAND & IMPROVEMENTS	T	1	FARMLAND		22,310	
	R		T	103	RESIDENTIAL LAND & IMPROVEMENTS		451,260	
			Taxable Total:				473,570	
	R		E	901	RURAL RESIDENCE EXEMPTION (RAP)		61,540	
			100% Alberta School Foundation Fund				Totals:	535,110
7383000	NW-8-22-25-4	133.77 Acres					LSD 11, 13, 14 & East 1/2 12 I Individual	
	F	LAND	T	1	FARMLAND	Taxable Total:	25,040	
100% Alberta School Foundation Fund								
7383001	9510392 1 NW-8-22-25-4	19.95 Acres					West Half LSD 12 I Individual	
	F	LAND & IMPROVEMENTS	T	1	FARMLAND		3,850	
	R		T	103	RESIDENTIAL LAND & IMPROVEMENTS		374,450	
			Taxable Total:				378,300	
	R		E	901	RURAL RESIDENCE EXEMPTION (RAP)		3,850	
	R		E	903	FARM BUILDING EXEMPT		23,290	
			100% Alberta School Foundation Fund				Exempt Total:	27,140
							Totals:	405,440
7383010	NW-8-22-25-4	1.76 Acres					NW CORNER NW OF RAILWAY I Individual	
	R	LAND & IMPROVEMENTS	T	103	RESIDENTIAL LAND & IMPROVEMENTS	Taxable Total:	332,100	
100% The Golden Hills Reg. Div. 15								
7384000	SE-8-22-25-4	154.58 Acres					I Individual	
	F	LAND	T	1	FARMLAND	Taxable Total:	29,020	



2019 Assessment Roll (Valuation Date 1-July, 2019) 2020 Taxation Year, Wheatland County

Assessment Year: 2019
Tax Year: 2020

Roll	Legal Address					Total
	100% Alberta School Foundation Fund					
7385000	SW-8-22-25-4	149.44 Acres				
			C Corporation			
	F	LAND	T	1	FARMLAND	Taxable Total: 33,190
	100% Alberta School Foundation Fund					
7385010	9813332 1 SW-8-22-25-4	4.87 Acres	SOUTHWEST CORNER			
	221005 RGE RD 255		C Corporation			
	F	LAND & IMPROVEMENTS	T	1	FARMLAND	280
	R		T	103	RESIDENTIAL LAND & IMPROVEMENTS	711,340
			Taxable Total:			711,620
	R		E	901	RURAL RESIDENCE EXEMPTION (RAP)	61,540
	R		E	903	FARM BUILDING EXEMPT	13,090
			100% Alberta School Foundation Fund			Exempt Total: 74,630
						Totals: 786,250
7386000	NE-9-22-25-4	156.00 Acres				
	253039 TWP RD 222		C Corporation			
	F	LAND & IMPROVEMENTS	T	1	FARMLAND	18,370
	R		T	103	RESIDENTIAL LAND & IMPROVEMENTS	323,330
			Taxable Total:			341,700
	R		E	901	RURAL RESIDENCE EXEMPTION (RAP)	30,770
			100% Alberta School Foundation Fund			Totals: 372,470
7387000	NW-9-22-25-4	155.65 Acres				
			C Corporation			
	F	LAND	T	1	FARMLAND	Taxable Total: 21,070
			100% Alberta School Foundation Fund			
7388000	SE-9-22-25-4	156.68 Acres				
			C Corporation			
	F	LAND	T	1	FARMLAND	Taxable Total: 26,250
			100% Alberta School Foundation Fund			
7389000	SW-9-22-25-4	152.00 Acres				
			C Corporation			
	F	LAND	T	1	FARMLAND	Taxable Total: 25,570
			100% Alberta School Foundation Fund			
7390000	NE-10-22-25-4	160.00 Acres				
			C Corporation			
	F	LAND	T	1	FARMLAND	Taxable Total: 28,280



2019 Assessment Roll (Valuation Date 1-July, 2019) 2020 Taxation Year, Wheatland County

Assessment Year: 2019
Tax Year: 2020

Roll	Legal Address						Total
	100% Alberta School Foundation Fund						
7391000	NW-10-22-25-4 252065A TWP RD 222	160.00 Acres					
			C Corporation				
	F LAND & IMPROVEMENTS		T 1	FARMLAND			11,970
	R		T 103	RESIDENTIAL LAND & IMPROVEMENTS			555,220
			Taxable Total:				567,190
	R		E 901	RURAL RESIDENCE EXEMPTION (RAP)			123,080
	R		E 903	FARM BUILDING EXEMPT			16,460
			100% Alberta School Foundation Fund				
			Exempt Total:				139,540
			Totals:				706,730
7392000	SE-10-22-25-4	160.00 Acres					
			C Corporation				
	F LAND		T 1	FARMLAND		Taxable Total:	25,280
100% Alberta School Foundation Fund							
7393000	SW-10-22-25-4	160.00 Acres					
			C Corporation				
	F LAND		T 1	FARMLAND		Taxable Total:	26,270
100% Alberta School Foundation Fund							
7394000	NE-11-22-25-4 221078 RGE RD 251	145.88 Acres					
			C Corporation				
	F LAND & IMPROVEMENTS		T 1	FARMLAND			13,510
	R		T 103	RESIDENTIAL LAND & IMPROVEMENTS			1,365,660
			Taxable Total:				1,379,170
	R		E 901	RURAL RESIDENCE EXEMPTION (RAP)			61,540
			100% Alberta School Foundation Fund				
			Totals:				1,440,710
7395000	NE-11-22-25-4	2.20 Acres					
			NORTH ABANDONED ROAD DIVERSION				
			I Individual				
	R LAND		T 104	RESIDENTIAL VACANT LAND		Taxable Total:	13,600
100% Alberta School Foundation Fund							
7397000	SE-11-22-25-4	157.00 Acres					
			C Corporation				
	F LAND		T 1	FARMLAND		Taxable Total:	26,020
100% Alberta School Foundation Fund							
7398000	1811580 1 1 W-12-22-25-4 251049 TWP RD 222	319.75 Acres					
			WEST HALF OF SEC. 11				
			C Corporation				
	F LAND & IMPROVEMENTS		T 1	FARMLAND			42,920



2019 Assessment Roll (Valuation Date 1-July, 2019) 2020 Taxation Year, Wheatland County

Assessment Year: 2019
Tax Year: 2020

Roll	Legal Address				Total
	R	T 103	RESIDENTIAL LAND & IMPROVEMENTS		333,200
				Taxable Total:	376,120
	R	E 903	FARM BUILDING EXEMPT		118,200
		100%	Alberta School Foundation Fund	Totals:	494,320
7399000	NE-12-22-25-4 141.00 Acres 250041 TWP RD 222			I Individual	
	F LAND & IMPROVEMENTS	T 1	FARMLAND		7,760
	R	T 103	RESIDENTIAL LAND & IMPROVEMENTS		362,630
				Taxable Total:	370,390
	R	E 901	RURAL RESIDENCE EXEMPTION (RAP)		30,770
	R	E 903	FARM BUILDING EXEMPT		28,280
		100%	Alberta School Foundation Fund	Exempt Total:	59,050
				Totals:	429,440
7400000	NW-12-22-25-4 138.00 Acres 221057 RGE RD 251			C Corporation	
	F LAND & IMPROVEMENTS	T 1	FARMLAND		11,070
	R	T 103	RESIDENTIAL LAND & IMPROVEMENTS		541,230
				Taxable Total:	552,300
	R	E 901	RURAL RESIDENCE EXEMPTION (RAP)		11,070
		100%	Alberta School Foundation Fund	Totals:	563,370
7401000	SW-12-22-25-4 10.00 Acres			North West of River I Individual	
	F LAND	T 1	FARMLAND		360
		100%	Alberta School Foundation Fund	Taxable Total:	
7402000	NE-13-22-25-4 160.00 Acres			C Corporation	
	F LAND	T 1	FARMLAND		17,300
		100%	Alberta School Foundation Fund	Taxable Total:	
7403000	NW-13-22-25-4 160.00 Acres			C Corporation	
	F LAND	T 1	FARMLAND		22,930
		100%	Alberta School Foundation Fund	Taxable Total:	
7404000	SE-13-22-25-4 80.00 Acres			North Half C Corporation	
	F LAND	T 1	FARMLAND		6,850
		100%	Alberta School Foundation Fund	Taxable Total:	



2019 Assessment Roll (Valuation Date 1-July, 2019) 2020 Taxation Year, Wheatland County

Assessment Year: 2019
Tax Year: 2020

Roll	Legal Address				Total
7405000	SE-13-22-25-4	80.00 Acres	South Half I Individual		
	F LAND		T 1 FARMLAND 100% The Golden Hills Reg. Div. 15	Taxable Total:	6,220
7406000	SW-13-22-25-4	80.00 Acres	North Half C Corporation		
	F LAND		T 1 FARMLAND 100% Alberta School Foundation Fund	Taxable Total:	7,870
7407000	SW-13-22-25-4	80.00 Acres	South Half I Individual		
	F LAND		T 1 FARMLAND 100% The Golden Hills Reg. Div. 15	Taxable Total:	7,310
7408000	NE-14-22-25-4	160.00 Acres	I Individual		
	F LAND		T 1 FARMLAND 100% The Golden Hills Reg. Div. 15	Taxable Total:	23,410
7409000	NW-14-22-25-4	157.25 Acres	I Individual		
	F LAND		T 1 FARMLAND 100% Alberta School Foundation Fund	Taxable Total:	35,630
7410000	SE-14-22-25-4 222006A RGE RD 251	160.00 Acres	I Individual		
	F LAND & IMPROVEMENTS		T 1 FARMLAND		28,720
	R		T 103 RESIDENTIAL LAND & IMPROVEMENTS		569,300
				Taxable Total:	598,020
	R		E 901 RURAL RESIDENCE EXEMPTION (RAP)		92,310
	R		E 903 FARM BUILDING EXEMPT		5,010
			100% Alberta School Foundation Fund	Exempt Total:	97,320
				Totals:	695,340
7411000	SW-14-22-25-4	145.59 Acres	I Individual		
	F LAND		T 1 FARMLAND 100% Alberta School Foundation Fund	Taxable Total:	19,790
7411010	9112046 1 SW-14-22-25-4 252002A TWP RD 222	4.99 Acres	Southwest Corner I Individual		
	F LAND & IMPROVEMENTS		T 1 FARMLAND		180



2019 Assessment Roll (Valuation Date 1-July, 2019) 2020 Taxation Year, Wheatland County

Assessment Year: 2019
Tax Year: 2020

Roll	Legal Address				Total
	R	T 103	RESIDENTIAL LAND & IMPROVEMENTS		383,820
				Taxable Total:	384,000
	R	E 901	RURAL RESIDENCE EXEMPTION (RAP)		180
		100%	Alberta School Foundation Fund	Totals:	384,180
7411020	1010799 2 1 SW-14-22-25-4 5.00 Acres			SW LSD 3 I Individual	
	F LAND	T 1	FARMLAND	Taxable Total:	420
		100%	Alberta School Foundation Fund		
7412000	NE-15-22-25-4 144.26 Acres			C Corporation	
	F LAND	T 1	FARMLAND	Taxable Total:	17,390
		100%	The Golden Hills Reg. Div. 15		
7413000	NW-15-22-25-4 133.82 Acres			Easterly Portion C Corporation	
	F LAND	T 1	FARMLAND	Taxable Total:	29,790
		100%	Alberta School Foundation Fund		
7413010	9512130 1 NW-15-22-25-4 5.36 Acres 222081 RGE RD 253			NORTHWEST CORNER I Individual	
	F LAND & IMPROVEMENTS	T 1	FARMLAND		240
	R	T 103	RESIDENTIAL LAND & IMPROVEMENTS		432,560
				Taxable Total:	432,800
	R	E 901	RURAL RESIDENCE EXEMPTION (RAP)		240
	R	E 903	FARM BUILDING EXEMPT		13,100
		100%	The Golden Hills Reg. Div. 15	Exempt Total:	13,340
				Totals:	446,140
7413020	9610103 4 NW-15-22-25-4 18.46 Acres 222057 RGE RD 253			West Portion South of Creek I Individual	
	F LAND & IMPROVEMENTS	T 1	FARMLAND		1,560
	R	T 103	RESIDENTIAL LAND & IMPROVEMENTS		388,790
				Taxable Total:	390,350
	R	E 901	RURAL RESIDENCE EXEMPTION (RAP)		1,560
	R	E 903	FARM BUILDING EXEMPT		33,730
		100%	Alberta School Foundation Fund	Exempt Total:	35,290
				Totals:	425,640
7414000	0312359 2 2 SE-15-22-25-4 149.28 Acres			C Corporation	
	F LAND	T 1	FARMLAND	Taxable Total:	28,760



2019 Assessment Roll (Valuation Date 1-July, 2019) 2020 Taxation Year, Wheatland County

Assessment Year: 2019
Tax Year: 2020

Roll	Legal Address					Total
		100% Alberta School Foundation Fund				
7414010	0312358 2 1 SE-15-22-25-4 10.00 Acres 252002B TWP RD 222				Southeast Corner I Individual	
	R LAND & IMPROVEMENTS	T	103	RESIDENTIAL LAND & IMPROVEMENTS		433,000
	R	E	903	FARM BUILDING EXEMPT		2,430
		100% Alberta School Foundation Fund				
		Totals:				435,430
7415000	0311960 1 5 SW-15-22-25-4 164.26 Acres				C Corporation	
	F LAND	T	1	FARMLAND	Taxable Total:	31,820
		100% Alberta School Foundation Fund				
7415010	0311960 1 4 SW-15-22-25-4 3.00 Acres 222041 RGE RD 253				NW CORNER I Individual	
	R LAND & IMPROVEMENTS	T	103	RESIDENTIAL LAND & IMPROVEMENTS	Taxable Total:	636,600
		100% Alberta School Foundation Fund				
7416000	NE-16-22-25-4 118.17 Acres				North Half & LSD 10 I Individual	
	F LAND	T	1	FARMLAND	Taxable Total:	22,910
		100% Alberta School Foundation Fund				
7417000	NE-16-22-25-4 34.47 Acres 222050 RGE RD 253				LSD 9 I Individual	
	F LAND & IMPROVEMENTS	T	1	FARMLAND		6,110
	R	T	103	RESIDENTIAL LAND & IMPROVEMENTS		478,490
		Taxable Total:				484,600
	R	E	901	RURAL RESIDENCE EXEMPTION (RAP)		6,110
	R	E	903	FARM BUILDING EXEMPT		197,860
		100% Alberta School Foundation Fund				
		Exempt Total:				203,970
		Totals:				688,570
7417010	1010262 1 1 NE-16-22-25-4 5.53 Acres				NE CORNER LSD 9 I Individual	
	F LAND & IMPROVEMENTS	T	1	FARMLAND		250
	R	T	103	RESIDENTIAL LAND & IMPROVEMENTS		146,100
		100% Alberta School Foundation Fund				
		Taxable Total:				146,350
7418000	9211859 1 NW-16-22-25-4 118.93 Acres 222075 HWY 817				North Half of LSD 11 I Individual	
	F LAND & IMPROVEMENTS	T	1	FARMLAND		28,140
	R	T	103	RESIDENTIAL LAND & IMPROVEMENTS		279,360



2019 Assessment Roll (Valuation Date 1-July, 2019) 2020 Taxation Year, Wheatland County

Assessment Year: 2019
Tax Year: 2020

Roll	Legal Address			Total
			Taxable Total:	307,500
	R	E 901	RURAL RESIDENCE EXEMPTION (RAP)	61,540
		100%	Alberta School Foundation Fund	Totals:
				369,040
7419000	9211859 2 NW-16-22-25-4 34.03 Acres 222053 HWY 817		LSD 12 I Individual	
	F LAND & IMPROVEMENTS	T 1	FARMLAND	4,900
	R	T 103	RESIDENTIAL LAND & IMPROVEMENTS	399,850
			Taxable Total:	404,750
	R	E 901	RURAL RESIDENCE EXEMPTION (RAP)	4,900
	R	E 903	FARM BUILDING EXEMPT	8,050
		100%	Alberta School Foundation Fund	Exempt Total:
				12,950
			Totals:	417,700
7420000	SE-16-22-25-4 157.00 Acres		I Individual	
	F LAND	T 1	FARMLAND	Taxable Total:
		100%	Alberta School Foundation Fund	30,640
7421000	9710921 1 SE-16-22-25-4 3.00 Acres 222042 RGE RD 253		Northeast Corner I Individual	
	R LAND & IMPROVEMENTS	T 103	RESIDENTIAL LAND & IMPROVEMENTS	Taxable Total:
		100%	Alberta School Foundation Fund	281,500
7422000	SW-16-22-25-4 125.15 Acres		I Individual	
	F LAND	T 1	FARMLAND	Taxable Total:
		100%	Alberta School Foundation Fund	26,000
7422010	1313395 1 1 SW-16-22-25-4 30.87 Acres 253044 TWP RD 222		East of Creek I Individual	
	F LAND & IMPROVEMENTS	T 1	FARMLAND	4,290
	R	T 103	RESIDENTIAL LAND & IMPROVEMENTS	562,210
			Taxable Total:	566,500
	R	E 901	RURAL RESIDENCE EXEMPTION (RAP)	4,290
	R	E 903	FARM BUILDING EXEMPT	36,200
		100%	Alberta School Foundation Fund	Exempt Total:
				40,490
			Totals:	606,990
7423000	NE-17-22-25-4 144.32 Acres		Southwest Portion I Individual	
	F LAND	T 1	FARMLAND	Taxable Total:
		100%	The Golden Hills Reg. Div. 15	33,320



2019 Assessment Roll (Valuation Date 1-July, 2019) 2020 Taxation Year, Wheatland County

Assessment Year: 2019
Tax Year: 2020

Roll	Legal Address				Total
7423010	9012358 1 NE-17-22-25-4 9.63 Acres 222082 HWY 817			Northeast Corner I Individual	
	R LAND & IMPROVEMENTS	T 103	RESIDENTIAL LAND & IMPROVEMENTS	Taxable Total:	450,600
			100% Alberta School Foundation Fund		
7424000	NW-17-22-25-4 78.65 Acres			North Half C Corporation	
	F LAND	T 1	FARMLAND	Taxable Total:	19,330
			100% The Golden Hills Reg. Div. 15		
7425000	NW-17-22-25-4 56.59 Acres 222059A RGE RD 255			South Half West of Railway I Individual	
	F LAND & IMPROVEMENTS	T 1	FARMLAND		9,350
	R	T 103	RESIDENTIAL LAND & IMPROVEMENTS		429,850
				Taxable Total:	439,200
	R	E 901	RURAL RESIDENCE EXEMPTION (RAP)		9,350
			100% Alberta School Foundation Fund	Totals:	448,550
7425010	0814761 1 1 NW-17-22-25-4 3.00 Acres			SW CORNER OF LSD 12 I Individual	
	F LAND	T 1	FARMLAND	Taxable Total:	590
			100% Christ The Redeemer Reg. 3		
7426000	NW-17-22-25-4 16.83 Acres			Southeast Corner, SE of Railway I Individual	
	F LAND	T 1	FARMLAND	Taxable Total:	3,140
			100% The Golden Hills Reg. Div. 15		
7427000	SE-17-22-25-4 155.99 Acres 254036 TWP RD 222			I Individual	
	F LAND & IMPROVEMENTS	T 1	FARMLAND		26,590
	R	T 103	RESIDENTIAL LAND & IMPROVEMENTS		708,090
				Taxable Total:	734,680
	R	E 901	RURAL RESIDENCE EXEMPTION (RAP)		92,310
			100% The Golden Hills Reg. Div. 15	Totals:	826,990
7429000	SW-17-22-25-4 92.02 Acres			Southeast of Railway I Individual	
	F LAND	T 1	FARMLAND	Taxable Total:	17,210
			100% The Golden Hills Reg. Div. 15		
7429010	SW-17-22-25-4 58.55 Acres			Northwest of Railway I Individual	



2019 Assessment Roll (Valuation Date 1-July, 2019) 2020 Taxation Year, Wheatland County

Assessment Year: 2019
Tax Year: 2020

Roll	Legal Address					Total
	F	LAND	T	1	FARMLAND	Taxable Total: 15,180
7430000	NE-18-22-25-4	140.52 Acres			100% The Golden Hills Reg. Div. 15	
					C Corporation	
	F	LAND	T	1	FARMLAND	Taxable Total: 39,500
7431000	NE-18-22-25-4	19.48 Acres			100% The Golden Hills Reg. Div. 15	
		222070 RGE RD 255			Northeast Corner Quality Trailer Sales	
					I Individual	
	F	LAND & IMPROVEMENTS	T	1	FARMLAND	3,740
	R		T	103	RESIDENTIAL LAND & IMPROVEMENTS	414,220
	NR		T	105	NON-RESEIDENTIAL LAND & IMPROVEMENTS	40,200
					Taxable Total:	458,160
	R		E	901	RURAL RESIDENCE EXEMPTION (RAP)	3,740
					100% Alberta School Foundation Fund	Totals: 461,900
7432000	NW-18-22-25-4	80.00 Acres			LSD 11 & 14	
					C Corporation	
	F	LAND	T	1	FARMLAND	Taxable Total: 21,930
					100% Alberta School Foundation Fund	
7433000	NW-18-22-25-4	80.00 Acres			LSD 12 & 13	
					C Corporation	
	F	LAND	T	1	FARMLAND	Taxable Total: 21,670
					100% The Golden Hills Reg. Div. 15	
7434000	SE-18-22-25-4	159.96 Acres			C Corporation	
	F	LAND	T	1	FARMLAND	Taxable Total: 44,820
					100% Alberta School Foundation Fund	
7435000	SW-18-22-25-4	157.00 Acres			C Corporation	
		255042 TWP RD 222				
	F	LAND	T	1	FARMLAND	Taxable Total: 42,360
					100% Alberta School Foundation Fund	
7435010	9310139 1	SW-18-22-25-4 2.00 Acres			NORTHWEST CORNER	
		222039 RGE RD 260			I Individual	
	R	LAND & IMPROVEMENTS	T	103	RESIDENTIAL LAND & IMPROVEMENTS	Taxable Total: 420,200
					100% The Golden Hills Reg. Div. 15	
7436000	NE-19-22-25-4	136.15 Acres			West Portion	
					I Individual	



2019 Assessment Roll (Valuation Date 1-July, 2019) 2020 Taxation Year, Wheatland County

Assessment Year: 2019
Tax Year: 2020

Roll	Legal Address				Total
	F LAND	T 1 FARMLAND	Taxable Total:	37,670	
		100% Alberta School Foundation Fund			
7436010	9012221 1 NE-19-22-25-4 23.85 Acres 223072 RGE RD 255		Northeast corner I Individual		
	F LAND & IMPROVEMENTS	T 1 FARMLAND		2,720	
	R	T 103 RESIDENTIAL LAND & IMPROVEMENTS		265,780	
			Taxable Total:	268,500	
	R	E 901 RURAL RESIDENCE EXEMPTION (RAP)		2,720	
		100% Alberta School Foundation Fund	Totals:	271,220	
7437000	NW-19-22-25-4 160.00 Acres 223079 RGE RD 260		I Individual		
	F LAND & IMPROVEMENTS	T 1 FARMLAND		43,440	
	R	T 103 RESIDENTIAL LAND & IMPROVEMENTS		271,730	
			Taxable Total:	315,170	
	R	E 901 RURAL RESIDENCE EXEMPTION (RAP)		30,770	
		100% Alberta School Foundation Fund	Totals:	345,940	
7438000	SE-19-22-25-4 160.00 Acres 223018 RGE RD 255		I Individual		
	F LAND & IMPROVEMENTS	T 1 FARMLAND		42,590	
	R	T 103 RESIDENTIAL LAND & IMPROVEMENTS		301,960	
			Taxable Total:	344,550	
	R	E 901 RURAL RESIDENCE EXEMPTION (RAP)		61,540	
		100% Alberta School Foundation Fund	Totals:	406,090	
7439000	SW-19-22-25-4 80.00 Acres		LSD 5 & 6 I Individual		
	F LAND	T 1 FARMLAND	Taxable Total:	22,260	
		100% Alberta School Foundation Fund			
7440000	SW-19-22-25-4 76.09 Acres		LSD 3 & 4 I Individual		
	F LAND	T 1 FARMLAND	Taxable Total:	21,180	
		100% Alberta School Foundation Fund			
7440010	1610630 1 1 SW-19-22-25-4 3.91 Acres 222083 RGE RD 260		SW Corner LSD 4 I Individual		
	R LAND & IMPROVEMENTS	T 103 RESIDENTIAL LAND & IMPROVEMENTS	Taxable Total:	314,900	
		100% Alberta School Foundation Fund			



2019 Assessment Roll (Valuation Date 1-July, 2019) 2020 Taxation Year, Wheatland County

Assessment Year: 2019
Tax Year: 2020

Roll	Legal Address	Total
7441000	NE-20-22-25-4 147.76 Acres	
	I Individual	
	F LAND T 1 FARMLAND Taxable Total: 37,630	
	100% Alberta School Foundation Fund	
7441010	1510301 1 1 NE-20-22-25-4 10.87 Acres	
	223072 HWY 817	
	NE Corner	
	I Individual	
	F LAND & IMPROVEMENTS T 1 FARMLAND 1,700	
	R T 103 RESIDENTIAL LAND & IMPROVEMENTS 407,160	
	Taxable Total: 408,860	
	R E 901 RURAL RESIDENCE EXEMPTION (RAP) 61,540	
	R E 903 FARM BUILDING EXEMPT 29,040	
	100% Alberta School Foundation Fund Exempt Total: 90,580	
	Totals: 499,440	
7442000	1212861 1 1 NW-20-22-25-4 39.79 Acres	
	LSD 13	
	I Individual	
	F LAND T 1 FARMLAND Taxable Total: 10,130	
	100% Alberta School Foundation Fund	
7442100	1212861 1 2 NW-20-22-25-4 39.85 Acres	
	WEST HALF OF LSD 11 & 14	
	I Individual	
	F LAND T 1 FARMLAND Taxable Total: 4,510	
	100% Alberta School Foundation Fund	
7442200	1212861 1 3 NW-20-22-25-4 39.85 Acres	
	EAST HALF OF LSD 11 & 14	
	I Individual	
	F LAND T 1 FARMLAND Taxable Total: 4,520	
	100% Alberta School Foundation Fund	
7443000	NW-20-22-25-4 40.00 Acres	
	223059 RGE RD 255	
	LSD 12	
	I Individual	
	F LAND & IMPROVEMENTS T 1 FARMLAND 8,160	
	R T 103 RESIDENTIAL LAND & IMPROVEMENTS 436,240	
	Taxable Total: 444,400	
	R E 901 RURAL RESIDENCE EXEMPTION (RAP) 8,160	
	R E 903 FARM BUILDING EXEMPT 8,700	
	100% Alberta School Foundation Fund Exempt Total: 16,860	
	Totals: 461,260	
7444000	SE-20-22-25-4 92.68 Acres	
	North of Railway	
	I Individual	
	F LAND T 1 FARMLAND Taxable Total: 17,150	



2019 Assessment Roll (Valuation Date 1-July, 2019) 2020 Taxation Year, Wheatland County

Assessment Year: 2019
Tax Year: 2020

Roll	Legal Address						Total
	100% Alberta School Foundation Fund						
7445000	SE-20-22-25-4	57.72 Acres					
			I Individual				
	F LAND		T 1	FARMLAND		Taxable Total:	12,750
	100% Alberta School Foundation Fund						
7446000	SW-20-22-25-4	100.00 Acres	LSD 3 & 6 and South 1/2 LSD 4				
	223003 RGE RD 255		I Individual				
	F LAND & IMPROVEMENTS		T 1	FARMLAND		8,800	
	R		T 103	RESIDENTIAL LAND & IMPROVEMENTS		484,960	
			Taxable Total:				493,760
	R		E 901	RURAL RESIDENCE EXEMPTION (RAP)		8,800	
	R		E 903	FARM BUILDING EXEMPT		5,390	
			100% Alberta School Foundation Fund				
			Exempt Total:				14,190
			Totals:				507,950
7447000	SW-20-22-25-4	37.01 Acres	LSD 5				
	223035 RGE RD 255		I Individual				
	F LAND & IMPROVEMENTS		T 1	FARMLAND		5,040	
	R		T 103	RESIDENTIAL LAND & IMPROVEMENTS		453,260	
			Taxable Total:				458,300
	R		E 901	RURAL RESIDENCE EXEMPTION (RAP)		5,040	
	R		E 903	FARM BUILDING EXEMPT		27,430	
			100% The Golden Hills Reg. Div. 15				
			Exempt Total:				32,470
			Totals:				490,770
7447010	0914352 1 1 SW-20-22-25-4	2.99 Acres	SW CORNER LSD 5				
	223023 RGE RD 255		I Individual				
	R LAND & IMPROVEMENTS		T 103	RESIDENTIAL LAND & IMPROVEMENTS		370,200	
	R		E 903	FARM BUILDING EXEMPT		8,760	
			100% Alberta School Foundation Fund				
			Totals:				378,960
7448000	1411612 1 2 SW-20-22-25-4	13.12 Acres	N 131 m of N half LSD 4				
	223015 RGE RD 255		I Individual				
	F LAND & IMPROVEMENTS		T 1	FARMLAND		1,820	
	R		T 103	RESIDENTIAL LAND & IMPROVEMENTS		596,080	
			Taxable Total:				597,900
	R		E 901	RURAL RESIDENCE EXEMPTION (RAP)		2,920	
			100% Alberta School Foundation Fund				
			Totals:				600,820
7448010	1411612 1 3 SW-20-22-25-4	6.81 Acres	S 69 m of N half LSD 4				
			I Individual				



2019 Assessment Roll (Valuation Date 1-July, 2019) 2020 Taxation Year, Wheatland County

Assessment Year: 2019
Tax Year: 2020

Roll	Legal Address					Taxable Total:	Total
	F	LAND	T	1	FARMLAND		
					100% Alberta School Foundation Fund		1,100
7449000	NE-21-22-25-4	130.03 Acres				Farmland Lease Agreement 407Y01A P Provincial	
	F	LAND	X	50	PROV. GIL FARMLAND(MUNI LEVY)		27,390
	NR		E	154	OTHER PROV. IMP EXEMPT		334,480
					100% Alberta School Foundation Fund	Totals:	361,870
7449500	IRR287 RW 22	NE-21-22-25-4 7.94 Acres				Northeast Corner C Corporation	
	NR	LAND	E	167	WESTERN IRRIGATION DIST EXEMPT	Exempt Total:	9,790
					100% Alberta School Foundation Fund		
7450000	1311830 1 1	NW-21-22-25-4 3.57 Acres				NW CORNER LSD 13	
		223077 HWY 817				I Individual	
	R	LAND & IMPROVEMENTS	T	103	RESIDENTIAL LAND & IMPROVEMENTS	Taxable Total:	490,700
					100% Alberta School Foundation Fund		
7450500	NW-21-22-25-4	154.42 Acres				Farmland Lease Agreement 407Y01A P Provincial	
	F	LAND	X	50	PROV. GIL FARMLAND(MUNI LEVY)	Mun. Only Total:	42,940
					100% Alberta School Foundation Fund		
7451000	SE-21-22-25-4	150.63 Acres				I Individual	
	F	LAND	T	1	FARMLAND	Taxable Total:	36,530
					100% Alberta School Foundation Fund		
7452000	SW-21-22-25-4	150.16 Acres				I Individual	
	F	LAND	T	1	FARMLAND	Taxable Total:	41,450
					100% Alberta School Foundation Fund		
7453000	E -22-22-25-4	178.01 Acres				NORTH OF RAILWAY	
						I Individual	
	F	LAND	T	1	FARMLAND	Taxable Total:	40,740
					100% Alberta School Foundation Fund		
7454000	NW-22-22-25-4	148.65 Acres				I Individual	
	F	LAND	T	1	FARMLAND	Taxable Total:	29,390
					100% Alberta School Foundation Fund		



2019 Assessment Roll (Valuation Date 1-July, 2019) 2020 Taxation Year, Wheatland County

Assessment Year: 2019
Tax Year: 2020

Roll	Legal Address				Total
7455000	SE-22-22-25-4	131.48 Acres		South of Railway I Individual	
	F LAND		T 1 FARMLAND	Taxable Total:	28,910
			100% The Golden Hills Reg. Div. 15		
7458000	SW-22-22-25-4	97.35 Acres		South of Railway CreekSide Photography I Individual	
	F LAND & IMPROVEMENTS		T 1 FARMLAND		14,820
	R		T 103 RESIDENTIAL LAND & IMPROVEMENTS		507,780
				Taxable Total:	522,600
	R		E 901 RURAL RESIDENCE EXEMPTION (RAP)		14,820
			50% The Golden Hills Reg. Div. 15	Totals:	537,420
			50% Christ The Redeemer Reg. 3		
7458010	0412192 1 1 SW-22-22-25-4	3.00 Acres		SOUTHWEST CORNER I Individual	
	223001 RGE RD 253				
	R LAND & IMPROVEMENTS		T 103 RESIDENTIAL LAND & IMPROVEMENTS	Taxable Total:	383,500
			100% Alberta School Foundation Fund		
7459000	SW-22-22-25-4	27.00 Acres		North of Railway I Individual	
	F LAND		T 1 FARMLAND	Taxable Total:	3,910
			100% Alberta School Foundation Fund		
7460000	NE-23-22-25-4	152.89 Acres		C Corporation	
	F LAND		T 1 FARMLAND	Taxable Total:	26,000
			100% Alberta School Foundation Fund		
7461000	NW-23-22-25-4	148.40 Acres		C Corporation	
	F LAND		T 1 FARMLAND	Taxable Total:	33,300
			100% Alberta School Foundation Fund		
7462000	NW-23-22-25-4	9.75 Acres		Northwest Corner I Individual	
	223079 RGE RD 252				
	R LAND & IMPROVEMENTS		T 103 RESIDENTIAL LAND & IMPROVEMENTS	Taxable Total:	484,900
			100% Alberta School Foundation Fund		
7463000	SE-23-22-25-4	152.33 Acres		South of Railway C Corporation	
	251031 TWP RD 223A				
	F LAND		T 1 FARMLAND	Taxable Total:	20,090



2019 Assessment Roll (Valuation Date 1-July, 2019) 2020 Taxation Year, Wheatland County

Assessment Year: 2019
Tax Year: 2020

Roll	Legal Address										Total
7464000	100% Alberta School Foundation Fund										
	SW-23-22-25-4 137.68 Acres										
	251041 TWP RD 223A										
	C Corporation										
	F	LAND & IMPROVEMENTS				T	1	FARMLAND			31,480
7465000	R					T	103	RESIDENTIAL LAND & IMPROVEMENTS			229,730
	Taxable Total:										261,210
	R					E	901	RURAL RESIDENCE EXEMPTION (RAP)			30,770
	100% Alberta School Foundation Fund										Totals: 291,980
7465010	SW-23-22-25-4 1.96 Acres										
	R	LAND				T	104	RESIDENTIAL VACANT LAND			
7466000	100% Alberta School Foundation Fund										
	STRANGEMUIR STATION GROUNDS STATION GROUNDS- STRANGEMUIR										
7467000	C Corporation										
	NR	LAND				G	174	FEDERAL GIL NON-RESIDENTIAL			Grant-In-Lieu Total: 172,600
7468000	100% Alberta School Foundation Fund										
	North of R/R										
7469000	I Individual										
	F	LAND				T	1	FARMLAND			Taxable Total: 50,070
7470000	100% Alberta School Foundation Fund										
	South of Railway										
7471000	C Corporation										
	F	LAND				T	1	FARMLAND			Taxable Total: 2,480
7472000	100% Alberta School Foundation Fund										
	Southeast Corner										
7473000	C Corporation										
	F	LAND				T	1	FARMLAND			Taxable Total: 410
7474000	100% Alberta School Foundation Fund										
	South of Railway										
7475000	C Corporation										
	F	LAND				T	1	FARMLAND			Taxable Total: 770
7476000	100% Alberta School Foundation Fund										
	C Corporation										
7477000	SE-24-22-25-4 160.00 Acres										
	F	LAND				T	1	FARMLAND			Taxable Total: 18,990



2019 Assessment Roll (Valuation Date 1-July, 2019) 2020 Taxation Year, Wheatland County

Assessment Year: 2019
Tax Year: 2020

Roll	Legal Address										Total
7472000	SW-24-22-25-4		160.00 Acres		100% Alberta School Foundation Fund						
	F	LAND			T	1	FARMLAND			Taxable Total:	19,200
100% Alberta School Foundation Fund											
7473000	NE-25-22-25-4		160.00 Acres								
	F	LAND			T	1	FARMLAND			Taxable Total:	16,730
100% Alberta School Foundation Fund											
7474000	NW-25-22-25-4		160.00 Acres								
	F	LAND			T	1	FARMLAND			Taxable Total:	32,220
100% Alberta School Foundation Fund											
7475000	SE-25-22-25-4		157.03 Acres								
	F	LAND			T	1	FARMLAND			Taxable Total:	12,240
100% Alberta School Foundation Fund											
7476000	SW-25-22-25-4		157.02 Acres								
	F	LAND			T	1	FARMLAND			Taxable Total:	35,420
100% Alberta School Foundation Fund											
7477000	NE-26-22-25-4		157.00 Acres								
	F	LAND			T	1	FARMLAND			Taxable Total:	33,190
100% Alberta School Foundation Fund											
7477010	9812158 1	NE-26-22-25-4	3.00 Acres								
	F	LAND			T	1	FARMLAND			Taxable Total:	440
100% Alberta School Foundation Fund											
7478000	NW-26-22-25-4		140.15 Acres								
	F	LAND			T	1	FARMLAND			Taxable Total:	18,640
100% Alberta School Foundation Fund											
7478010	9812157 1	NW-26-22-25-4	16.58 Acres								
	224051 RGE RD 252										



2019 Assessment Roll (Valuation Date 1-July, 2019) 2020 Taxation Year, Wheatland County

Assessment Year: 2019
Tax Year: 2020

Roll	Legal Address						Total
	R	LAND & IMPROVEMENTS		T 103	RESIDENTIAL LAND & IMPROVEMENTS	Taxable Total:	474,700
					100% Alberta School Foundation Fund		
7478020	1811049 2 1	NW-26-22-25-4	3.27 Acres			SW Corner C Corporation	
	F	LAND		T 1	FARMLAND	Taxable Total:	230
					100% Alberta School Foundation Fund		
7479000	SE-26-22-25-4		155.02 Acres			C Corporation	
	F	LAND		T 1	FARMLAND	Taxable Total:	27,860
					100% Alberta School Foundation Fund		
7480000	SW-26-22-25-4		147.70 Acres			C Corporation	
	F	LAND		T 1	FARMLAND	Taxable Total:	20,300
					100% Alberta School Foundation Fund		
7480010	0011004 3	SW-26-22-25-4	3.00 Acres			NORTHWEST CORNER	
		224039 RGE RD 252				I Individual	
	R	LAND & IMPROVEMENTS		T 103	RESIDENTIAL LAND & IMPROVEMENTS	Taxable Total:	561,000
					100% Alberta School Foundation Fund		
7481000	NE-27-22-25-4		160.00 Acres			I Individual	
	F	LAND		T 1	FARMLAND	Taxable Total:	31,210
					100% Alberta School Foundation Fund		
7482000	NW-27-22-25-4		158.23 Acres			I Individual	
	F	LAND		T 1	FARMLAND	Taxable Total:	30,090
					100% Alberta School Foundation Fund		
7483000	SE-27-22-25-4		148.60 Acres			I Individual	
	F	LAND		T 1	FARMLAND	Taxable Total:	30,520
					100% Alberta School Foundation Fund		
7484000	SW-27-22-25-4		141.44 Acres			I Individual	
	F	LAND		T 1	FARMLAND	Taxable Total:	27,300
					100% Alberta School Foundation Fund		



2019 Assessment Roll (Valuation Date 1-July, 2019) 2020 Taxation Year, Wheatland County

Assessment Year: 2019
Tax Year: 2020

Roll	Legal Address	Total
7485000	0513613 2 1 E -28-22-25-4 140.89 Acres F LAND T 1 FARMLAND 100% The Golden Hills Reg. Div. 15	SE 5.23 ac I Individual Taxable Total: 22,300
7485010	9812433 1 NE-28-22-25-4 3.00 Acres 253042 HWY 901 R LAND & IMPROVEMENTS T 103 RESIDENTIAL LAND & IMPROVEMENTS 100% Alberta School Foundation Fund	SOUTHWEST CORNER I Individual Taxable Total: 518,200
7485020	IRR305 RW 22 E -28-22-25-4 29.22 Acres NR LAND E 167 WESTERN IRRIGATION DIST EXEMPT 100% Alberta School Foundation Fund	Canal ROW; SE 13.3ac; NE 17.5ac I Individual Exempt Total: 36,040
7486000	NW-28-22-25-4 130.01 Acres 224077B RGE RD 254 F LAND & IMPROVEMENTS T 1 FARMLAND R T 101 RESIDENTIAL IMPROVEMENT NIL RAP ALLOW R T 103 RESIDENTIAL LAND & IMPROVEMENTS 100% Christ The Redeemer Reg. 3	I Individual 26,230 113,100 215,000 Taxable Total: 354,330
7486010	1113355 1 1 NW-28-22-25-4 3.26 Acres 224077A RGE RD 254 R LAND & IMPROVEMENTS R T 101 RESIDENTIAL IMPROVEMENT NIL RAP ALLOW T 103 RESIDENTIAL LAND & IMPROVEMENTS 100% Christ The Redeemer Reg. 3	NW CORNER I Individual 48,600 217,900 Taxable Total: 266,500
7486201	1313031 2 1 NW-28-22-25-4 5.41 Acres F LAND T 1 FARMLAND 100% Christ The Redeemer Reg. 3	110m East of S.W. Corner I Individual Taxable Total: 1,530
7486202	1313031 2 2 NW-28-22-25-4 5.16 Acres F LAND T 1 FARMLAND 100% Christ The Redeemer Reg. 3	S.W. Corner I Individual Taxable Total: 1,310
7486203	1313031 2 3 NW-28-22-25-4 2.99 Acres F LAND T 1 FARMLAND 100% Christ The Redeemer Reg. 3	185m N. of Hwy in S.W. Corner I Individual Taxable Total: 850



2019 Assessment Roll (Valuation Date 1-July, 2019) 2020 Taxation Year, Wheatland County

Assessment Year: 2019
Tax Year: 2020

Roll	Legal Address	Total
7486204	1313031 2 4 NW-28-22-25-4 2.99 Acres	Within N.E. part LSD 12 I Individual
	F LAND T 1 FARMLAND 100% Christ The Redeemer Reg. 3	Taxable Total: 850
7487000	SE-28-22-25-4 124.19 Acres	Farmland Lease Agreement 407Y01A P Provincial
	F LAND X 50 PROV. GIL FARMLAND(MUNI LEVY) 100% Alberta School Foundation Fund	Mun. Only Total: 23,890
7488000	SW-28-22-25-4 157.57 Acres	I Individual
	F LAND T 1 FARMLAND 100% Alberta School Foundation Fund	Taxable Total: 44,010
7489000	NE-29-22-25-4 126.93 Acres	NORTH OF HIGHWAY I Individual
	F LAND T 1 FARMLAND 100% The Golden Hills Reg. Div. 15	Taxable Total: 33,170
7489010	9911251 1 NE-29-22-25-4 14.46 Acres 254039 HWY 901	SOUTH OF HIGHWAY I Individual
	F LAND & IMPROVEMENTS T 1 FARMLAND R T 103 RESIDENTIAL LAND & IMPROVEMENTS 100% Christ The Redeemer Reg. 3	2,330 365,500 Taxable Total: 367,830
7490000	NE-29-22-25-4 7.72 Acres 224072 RGE RD 254	Northeast Corner I Individual
	R LAND & IMPROVEMENTS T 103 RESIDENTIAL LAND & IMPROVEMENTS 100% Alberta School Foundation Fund	Taxable Total: 502,400
7491000	NW-29-22-25-4 62.43 Acres	East Half I Individual
	F LAND T 1 FARMLAND 100% Alberta School Foundation Fund	Taxable Total: 16,380
7491010	9911249 1 NW-29-22-25-4 12.58 Acres 254041 HWY 901	SOUTHEAST CORNER I Individual
	F LAND & IMPROVEMENTS T 1 FARMLAND R T 103 RESIDENTIAL LAND & IMPROVEMENTS	2,020 364,880 Taxable Total: 366,900
	R E 901 RURAL RESIDENCE EXEMPTION (RAP)	2,020 Totals: 368,920



2019 Assessment Roll (Valuation Date 1-July, 2019) 2020 Taxation Year, Wheatland County

Assessment Year: 2019
Tax Year: 2020

Roll	Legal Address	100% Alberta School Foundation Fund				Total
7492000	NW-29-22-25-4 58.45 Acres				LSD 12 & 13 NORTH OF HIGHWAY I Individual	
	F LAND	T 1	FARMLAND		Taxable Total:	15,390
			100% The Golden Hills Reg. Div. 15			
7492010	9911252 1 NW-29-22-25-4 16.53 Acres				LSD 12 & 13 SOUTH OF HIGHWAY I Individual	
	F LAND	T 1	FARMLAND		Taxable Total:	3,690
			100% The Golden Hills Reg. Div. 15			
7493000	SE-29-22-25-4 153.73 Acres				I Individual	
	F LAND	T 1	FARMLAND		Taxable Total:	36,960
			100% Alberta School Foundation Fund			
7494000	SE-29-22-25-4 4.29 Acres 224036 RGE RD 254				Northeast Corner Wood Working Shop I Individual	
	F LAND & IMPROVEMENTS	T 1	FARMLAND			240
	R	T 103	RESIDENTIAL LAND & IMPROVEMENTS			615,850
	NR	T 105	NON-RESEIDENTIAL LAND & IMPROVEMENTS			16,910
					Taxable Total:	633,000
	R	E 901	RURAL RESIDENCE EXEMPTION (RAP)			240
			100% Alberta School Foundation Fund		Totals:	633,240
7495000	SW-29-22-25-4 160.00 Acres				I Individual	
	F LAND	T 1	FARMLAND		Taxable Total:	34,510
			100% Alberta School Foundation Fund			
7496000	NE-30-22-25-4 79.13 Acres				North Of Road Plan 9811466 C Corporation	
	F LAND	T 1	FARMLAND		Taxable Total:	21,790
			100% Alberta School Foundation Fund			
7496005	9911250 1 NE-30-22-25-4 38.60 Acres 255043B HWY 901				SOUTH OF HIGHWAY, N OF CANAL I Individual	
	F LAND & IMPROVEMENTS	T 1	FARMLAND			8,660
	R	T 103	RESIDENTIAL LAND & IMPROVEMENTS			602,170
					Taxable Total:	610,830
	R	E 901	RURAL RESIDENCE EXEMPTION (RAP)			8,660
	R	E 903	FARM BUILDING EXEMPT			59,810
					Exempt Total:	68,470



2019 Assessment Roll (Valuation Date 1-July, 2019) 2020 Taxation Year, Wheatland County

Assessment Year: 2019
Tax Year: 2020

Roll	Legal Address	100% Alberta School Foundation Fund				Total
7496010	9112367 1 NE-30-22-25-4 6.30 Acres 224078 RGE RD 255	Totals:				679,300
		North east corner				
		I Individual				
	F LAND & IMPROVEMENTS	T 1	FARMLAND		690	
	R	T 103	RESIDENTIAL LAND & IMPROVEMENTS		435,610	
		Taxable Total:				436,300
	R	E 901	RURAL RESIDENCE EXEMPTION (RAP)		690	
	R	E 903	FARM BUILDING EXEMPT		6,590	
		100% Alberta School Foundation Fund		Exempt Total:	7,280	
		Totals:				443,580
7496020	IRR643 NE-30-22-25-4 2.70 Acres	CANAL RIGHT OF WAY				
		I Individual				
	NR LAND	E 167	WESTERN IRRIGATION DIST EXEMPT		148,030	
		100% Alberta School Foundation Fund		Exempt Total:		
7497000	NE-30-22-25-4 22.80 Acres	South of Canal				
		I Individual				
	F LAND	T 1	FARMLAND		5,170	
		100% Alberta School Foundation Fund		Taxable Total:		
7498000	NW-30-22-25-4 140.69 Acres	I Individual				
	F LAND	T 1	FARMLAND		35,840	
		100% Alberta School Foundation Fund		Taxable Total:		
7498010	8811700 NW-30-22-25-4 3.98 Acres	CANAL RIGHT OF WAY				
		I Individual				
	NR LAND	E 167	WESTERN IRRIGATION DIST EXEMPT		4,910	
		100% Alberta School Foundation Fund		Exempt Total:		
7498020	9812819 1 NW-30-22-25-4 4.05 Acres 255043A HWY 901	S OF HIGHWAY N. OF CANAL				
		I Individual				
	R LAND & IMPROVEMENTS	T 103	RESIDENTIAL LAND & IMPROVEMENTS		635,600	
		100% Alberta School Foundation Fund		Taxable Total:		
7499000	SE-30-22-25-4 77.21 Acres	East of Canal				
		I Individual				
	F LAND	T 1	FARMLAND		7,990	
		100% Alberta School Foundation Fund		Taxable Total:		
7499010	0813545 1 1 SE-30-22-25-4 4.79 Acres 224008 RGE RD 255	SE CORNER				
		I Individual				



2019 Assessment Roll (Valuation Date 1-July, 2019) 2020 Taxation Year, Wheatland County

Assessment Year: 2019
Tax Year: 2020

Roll	Legal Address				Total
	F	LAND & IMPROVEMENTS	T	1 FARMLAND	110
	R		T	103 RESIDENTIAL LAND & IMPROVEMENTS	347,100
				Taxable Total:	347,210
	R		E	901 RURAL RESIDENCE EXEMPTION (RAP)	8,100
				100% Alberta School Foundation Fund	Totals: 355,310
7500000	SE-30-22-25-4	68.20 Acres		West of Canal	
	255030 TWP RD 224			I Individual	
	F	LAND & IMPROVEMENTS	T	1 FARMLAND	16,930
	R		T	103 RESIDENTIAL LAND & IMPROVEMENTS	522,170
				Taxable Total:	539,100
	R		E	901 RURAL RESIDENCE EXEMPTION (RAP)	16,930
				100% Alberta School Foundation Fund	Totals: 556,030
7500010	SE-30-22-25-4	3.10 Acres		Canal	
				I Individual	
	NR	LAND	E	167 WESTERN IRRIGATION DIST EXEMPT	Exempt Total: 156,110
				100% Alberta School Foundation Fund	
7500020	8510574 RW 22	SE-30-22-25-4 4.31 Acres		ALONG LSD 7 & 2	
				P Provincial	
	NR	LAND	E	167 WESTERN IRRIGATION DIST EXEMPT	Exempt Total: 47,720
				100% Alberta School Foundation Fund	
7500030	IRR643 RW 22	SE-30-22-25-4 1.17 Acres		S.E. CORNER LSD 2	
				P Provincial	
	NR	LAND	E	167 WESTERN IRRIGATION DIST EXEMPT	Exempt Total: 27,200
				100% Alberta School Foundation Fund	
7501000	SW-30-22-25-4	159.00 Acres		I Individual	
	F	LAND	T	1 FARMLAND	Taxable Total: 44,770
				100% Alberta School Foundation Fund	
7502000	NE-31-22-25-4	150.84 Acres		I Individual	
	F	LAND	T	1 FARMLAND	Taxable Total: 37,580
				100% Alberta School Foundation Fund	
7503000	NW-31-22-25-4	146.39 Acres		I Individual	
	255041 TWP RD 230				
	F	LAND & IMPROVEMENTS	T	1 FARMLAND	34,150
	R		T	103 RESIDENTIAL LAND & IMPROVEMENTS	595,260



2019 Assessment Roll (Valuation Date 1-July, 2019) 2020 Taxation Year, Wheatland County

Assessment Year: 2019
Tax Year: 2020

Roll	Legal Address				Total
				Taxable Total:	629,410
	R		E 901 RURAL RESIDENCE EXEMPTION (RAP)		61,540
	R		E 903 FARM BUILDING EXEMPT		21,400
			100% Alberta School Foundation Fund	Exempt Total:	82,940
				Totals:	712,350
7504000	SE-31-22-25-4	157.60 Acres		I Individual	
	F LAND		T 1 FARMLAND	Taxable Total:	40,750
			100% Alberta School Foundation Fund		
7505000	SW-31-22-25-4	159.60 Acres		I Individual	
	F LAND		T 1 FARMLAND	Taxable Total:	38,630
			100% Alberta School Foundation Fund		
7505010	8811700 SW-31-22-25-4	0.40 Acres		CANAL RIGHT OF WAY	
				I Individual	
	NR LAND		E 167 WESTERN IRRIGATION DIST EXEMPT	Exempt Total:	57,350
			100% Alberta School Foundation Fund		
7506000	NE-32-22-25-4	157.76 Acres		I Individual	
	254029 TWP RD 230				
	F LAND & IMPROVEMENTS		T 1 FARMLAND		39,800
	R		T 103 RESIDENTIAL LAND & IMPROVEMENTS		363,630
				Taxable Total:	403,430
	R		E 901 RURAL RESIDENCE EXEMPTION (RAP)		30,770
	R		E 903 FARM BUILDING EXEMPT		4,850
			100% Alberta School Foundation Fund	Exempt Total:	35,620
				Totals:	439,050
7507000	NW-32-22-25-4	158.04 Acres		I Individual	
	F LAND		T 1 FARMLAND	Taxable Total:	44,460
			100% Alberta School Foundation Fund		
7508000	SE-32-22-25-4	136.65 Acres		I Individual	
	F LAND		T 1 FARMLAND	Taxable Total:	32,040
			100% Alberta School Foundation Fund		
7508010	9711085 1 SE-32-22-25-4	3.00 Acres		Northeast Corner	
	225040 RGE RD 254			I Individual	
	R LAND & IMPROVEMENTS		T 103 RESIDENTIAL LAND & IMPROVEMENTS	Taxable Total:	338,200



2019 Assessment Roll (Valuation Date 1-July, 2019) 2020 Taxation Year, Wheatland County

Assessment Year: 2019
Tax Year: 2020

Roll	Legal Address					Total
100% Alberta School Foundation Fund						
7509000	SW-32-22-25-4	138.00 Acres				
I Individual						
	F LAND		T 1 FARMLAND	Taxable Total:	30,540	
100% Alberta School Foundation Fund						
7510000	NE-33-22-25-4	150.51 Acres				
225062A HWY 817						
C Corporation						
	F LAND & IMPROVEMENTS		T 1 FARMLAND		33,480	
	R		T 103 RESIDENTIAL LAND & IMPROVEMENTS		690,870	
				Taxable Total:	724,350	
	R		E 901 RURAL RESIDENCE EXEMPTION (RAP)		92,310	
	R		E 903 FARM BUILDING EXEMPT		5,900	
100% Alberta School Foundation Fund				Exempt Total:	98,210	
				Totals:	822,560	
7511000	7611296 B NW-33-22-25-4	78.69 Acres				
Southwest of Canal						
I Individual						
	F LAND		T 1 FARMLAND	Taxable Total:	13,700	
100% Alberta School Foundation Fund						
7511010	0814847 1 1 NW-33-22-25-4	7.54 Acres				
253079 TWP RD 230						
NW CORNER						
I Individual						
	F LAND & IMPROVEMENTS		T 1 FARMLAND		690	
	R		T 103 RESIDENTIAL LAND & IMPROVEMENTS		566,610	
				Taxable Total:	567,300	
	R		E 901 RURAL RESIDENCE EXEMPTION (RAP)		690	
100% Alberta School Foundation Fund				Totals:	567,990	
7511020	1213694 2 1 NW-33-22-25-4	4.51 Acres				
SW corner LSD 13						
I Individual						
	F LAND		T 1 FARMLAND	Taxable Total:	650	
100% Alberta School Foundation Fund						
7512000	7611296 A NW-33-22-25-4	66.49 Acres				
253067A TWP RD 230						
Northeast of Canal						
I Individual						
	F LAND & IMPROVEMENTS		T 1 FARMLAND		10,580	
	R		T 103 RESIDENTIAL LAND & IMPROVEMENTS		481,120	
				Taxable Total:	491,700	
	R		E 901 RURAL RESIDENCE EXEMPTION (RAP)		10,580	
100% Christ The Redeemer Reg. 3				Totals:	502,280	



2019 Assessment Roll (Valuation Date 1-July, 2019) 2020 Taxation Year, Wheatland County

Assessment Year: 2019
Tax Year: 2020

Roll	Legal Address				Total
7513000	SE-33-22-25-4	135.50 Acres			
	225022 HWY 817		I Individual		
	F LAND & IMPROVEMENTS	T 1 FARMLAND			25,310
	R	T 103 RESIDENTIAL LAND & IMPROVEMENTS			428,260
			Taxable Total:		453,570
	R	E 901 RURAL RESIDENCE EXEMPTION (RAP)			61,540
	R	E 903 FARM BUILDING EXEMPT			19,640
		100% Alberta School Foundation Fund	Exempt Total:		81,180
			Totals:		534,750
7513010	1111399 1 2 SE-33-22-25-4	9.00 Acres	SE Corner LSD 8 Lausen Horse Riding Arena		
	225028 HWY 817		I Individual		
	R LAND & IMPROVEMENTS	T 103 RESIDENTIAL LAND & IMPROVEMENTS			335,450
	NR	T 105 NON-RESEIDENTIAL LAND & IMPROVEMENTS			584,590
			Taxable Total:		920,040
	R	E 901 RURAL RESIDENCE EXEMPTION (RAP)			61,540
	R	E 903 FARM BUILDING EXEMPT			209,130
		100% Alberta School Foundation Fund	Exempt Total:		270,670
			Totals:		1,190,710
7514000	SW-33-22-25-4	77.39 Acres	NORTH HALF Oasis Grove RV Resort & Golf		
	225021 RGE RD 254		C Corporation		
	NR LAND & IMPROVEMENTS	T 105 NON-RESEIDENTIAL LAND & IMPROVEMENTS			3,586,340
		100% Alberta School Foundation Fund	Taxable Total:		
7516000	SW-33-22-25-4	55.67 Acres	Most Southerly Portion		
			I Individual		
	F LAND	T 1 FARMLAND			10,070
		100% The Golden Hills Reg. Div. 15	Taxable Total:		
7516010	SW-33-22-25-4	5.33 Acres	West Central Portion, N of Cnl		
	225019 RGE RD 254		I Individual		
	F LAND & IMPROVEMENTS	T 1 FARMLAND			250
	R	T 103 RESIDENTIAL LAND & IMPROVEMENTS			472,850
			Taxable Total:		473,100
	R	E 901 RURAL RESIDENCE EXEMPTION (RAP)			250
	R	E 903 FARM BUILDING EXEMPT			2,790
		100% Alberta School Foundation Fund	Exempt Total:		3,040
			Totals:		476,140
7516500	IRR331 RW 22 S -33-22-25-4	36.11 Acres	14.5 Ac in SE 21.61 Ac in SW		
			C Corporation		



2019 Assessment Roll (Valuation Date 1-July, 2019) 2020 Taxation Year, Wheatland County

Assessment Year: 2019
Tax Year: 2020

Roll	Legal Address					Total
	NR	LAND	E 167	WESTERN IRRIGATION DIST EXEMPT	Exempt Total:	120,340
			100%	Alberta School Foundation Fund		
7517000	NE-34-22-25-4	137.93 Acres			I Individual	
	F	LAND	T 1	FARMLAND	Taxable Total:	24,210
			100%	The Golden Hills Reg. Div. 15		
7517010	9010648 A NE-34-22-25-4	2.20 Acres			Northwest CORNER	
	252041 TWP RD 230				I Individual	
	R	LAND & IMPROVEMENTS	T 103	RESIDENTIAL LAND & IMPROVEMENTS	Taxable Total:	325,300
			100%	Alberta School Foundation Fund		
7517020	1912360 1 1 NE-34-22-25-4	10.45 Acres			N 1/4 of LSD 9 & SW cor of LDS 16	
	225056 RGE RD 252				I Individual	
	F	LAND & IMPROVEMENTS	T 1	FARMLAND		800
	R		T 103	RESIDENTIAL LAND & IMPROVEMENTS		543,190
					Taxable Total:	543,990
	R		E 901	RURAL RESIDENCE EXEMPTION (RAP)		51,510
			100%	Alberta School Foundation Fund	Totals:	595,500
7519000	NE-34-22-25-4	4.52 Acres			Northeast Corner	
	252007 TWP RD 230				I Individual	
	F	LAND & IMPROVEMENTS	T 1	FARMLAND		140
	R		T 103	RESIDENTIAL LAND & IMPROVEMENTS		384,460
					Taxable Total:	384,600
	R		E 901	RURAL RESIDENCE EXEMPTION (RAP)		140
	R		E 903	FARM BUILDING EXEMPT		59,480
			100%	Alberta School Foundation Fund	Exempt Total:	59,620
					Totals:	444,220
7520000	NW-34-22-25-4	153.23 Acres			I Individual	
	F	LAND	T 1	FARMLAND	Taxable Total:	28,640
			100%	Alberta School Foundation Fund		
7520010	1312059 1 1 NW-34-22-25-4	4.00 Acres			Southwest Corner	
	225047 HWY 817				I Individual	
	R	LAND & IMPROVEMENTS	T 103	RESIDENTIAL LAND & IMPROVEMENTS	Taxable Total:	496,000
			100%	Alberta School Foundation Fund		
7521000	SE-34-22-25-4	157.00 Acres			I Individual	
	225018 RGE RD 252					



2019 Assessment Roll (Valuation Date 1-July, 2019) 2020 Taxation Year, Wheatland County

Assessment Year: 2019
Tax Year: 2020

Roll	Legal Address				Total
	F LAND & IMPROVEMENTS	T 1 FARMLAND			30,000
	R	T 103 RESIDENTIAL LAND & IMPROVEMENTS			356,150
			Taxable Total:		386,150
	R	E 901 RURAL RESIDENCE EXEMPTION (RAP)			44,140
	R	E 903 FARM BUILDING EXEMPT			58,310
		100% The Golden Hills Reg. Div. 15	Exempt Total:		102,450
			Totals:		488,600
7521010	9711956 1 SE-34-22-25-4 3.00 Acres 225038 RGE RD 252		I Individual		
	R LAND & IMPROVEMENTS	T 103 RESIDENTIAL LAND & IMPROVEMENTS			
		100% Alberta School Foundation Fund	Taxable Total:		638,900
7522000	SW-34-22-25-4 159.00 Acres		I Individual		
	F LAND	T 1 FARMLAND			
		100% Alberta School Foundation Fund	Taxable Total:		31,370
7523000	NE-35-22-25-4 157.72 Acres		I Individual		
	F LAND	T 1 FARMLAND			
		100% Alberta School Foundation Fund	Taxable Total:		12,700
7524000	NW-35-22-25-4 158.04 Acres 225047 RGE RD 252		I Individual		
	F LAND & IMPROVEMENTS	T 1 FARMLAND			33,310
	R	T 103 RESIDENTIAL LAND & IMPROVEMENTS			678,290
			Taxable Total:		711,600
	R	E 901 RURAL RESIDENCE EXEMPTION (RAP)			33,310
	R	E 903 FARM BUILDING EXEMPT			36,260
		100% The Golden Hills Reg. Div. 15	Exempt Total:		69,570
			Totals:		781,170
7525000	SE-35-22-25-4 80.00 Acres 225010A RGE RD 251		SOUTH HALF I Individual		
	F LAND & IMPROVEMENTS	T 1 FARMLAND			16,670
	R	T 103 RESIDENTIAL LAND & IMPROVEMENTS			627,620
			Taxable Total:		644,290
	R	E 901 RURAL RESIDENCE EXEMPTION (RAP)			35,880
		100% Alberta School Foundation Fund	Totals:		680,170
7526000	SE-35-22-25-4 75.80 Acres		North Half I Individual		



2019 Assessment Roll (Valuation Date 1-July, 2019) 2020 Taxation Year, Wheatland County

Assessment Year: 2019
Tax Year: 2020

Roll	Legal Address					Total
	F	LAND	T	1	FARMLAND	Taxable Total: 6,510
7527000	SW-35-22-25-4	120.00 Acres			100% Alberta School Foundation Fund	
						LSD 3, 5 & 6 I Individual
	F	LAND	T	1	FARMLAND	Taxable Total: 26,590
7528000	SW-35-22-25-4	40.00 Acres			100% The Golden Hills Reg. Div. 15	
						LSD 4 I Individual
	F	LAND	T	1	FARMLAND	Taxable Total: 8,430
7529000	NE-36-22-25-4	125.58 Acres			100% The Golden Hills Reg. Div. 15	
						I Individual
	F	LAND	T	1	FARMLAND	Taxable Total: 8,130
7529010	9811628 1 NE-36-22-25-4	20.06 Acres			100% Alberta School Foundation Fund	
		250011A TWP RD 230				Northeast Corner I Individual
	F	LAND & IMPROVEMENTS	T	1	FARMLAND	1,780
	R		T	103	RESIDENTIAL LAND & IMPROVEMENTS	433,510
						Taxable Total: 435,290
	R		E	901	RURAL RESIDENCE EXEMPTION (RAP)	1,780
	R		E	903	FARM BUILDING EXEMPT	48,360
					100% Alberta School Foundation Fund	Exempt Total: 50,140
						Totals: 485,430
7530000	NW-36-22-25-4	147.24 Acres				
		250075 TWP RD 230				I Individual
	F	LAND & IMPROVEMENTS	T	1	FARMLAND	12,030
	R		T	103	RESIDENTIAL LAND & IMPROVEMENTS	427,700
						Taxable Total: 439,730
	R		E	901	RURAL RESIDENCE EXEMPTION (RAP)	12,030
	R		E	903	FARM BUILDING EXEMPT	12,350
					100% Christ The Redeemer Reg. 3	Exempt Total: 24,380
						Totals: 464,110
7531000	NW-36-22-25-4	10.00 Acres				
		250041 TWP RD 230				Northeast Corner I Individual
	F	LAND & IMPROVEMENTS	T	1	FARMLAND	510
	R		T	103	RESIDENTIAL LAND & IMPROVEMENTS	268,090
						Taxable Total: 268,600



2019 Assessment Roll (Valuation Date 1-July, 2019) 2020 Taxation Year, Wheatland County

Assessment Year: 2019
Tax Year: 2020

Roll	Legal Address					Total
	R		E 901	RURAL RESIDENCE EXEMPTION (RAP)		510
			100%	Alberta School Foundation Fund	Totals:	269,110
7532000	SE-36-22-25-4	160.00 Acres			I Individual	
	F LAND		T 1	FARMLAND	Taxable Total:	12,450
			100%	Alberta School Foundation Fund		
7533000	SW-36-22-25-4	160.00 Acres			I Individual	
	225009A RGE RD 251					
	F LAND & IMPROVEMENTS		T 1	FARMLAND		18,940
	R		T 103	RESIDENTIAL LAND & IMPROVEMENTS		659,960
					Taxable Total:	678,900
	R		E 901	RURAL RESIDENCE EXEMPTION (RAP)		18,940
			100%	Alberta School Foundation Fund	Totals:	697,840
7536000	4610AV 1 1-3 SE-12-22-26-4	8,625 Sq. Feet			I Individual	
	216 RAILWAY AVE WEST					
	R LAND & IMPROVEMENTS		T 103	RESIDENTIAL LAND & IMPROVEMENTS	Taxable Total:	276,000
			100%	Alberta School Foundation Fund		
7538000	4610AV 1 4,5 SE-12-22-26-4	5,750 Sq. Feet			I Individual	
	212 RAILWAY AVE WEST					
	R LAND & IMPROVEMENTS		T 103	RESIDENTIAL LAND & IMPROVEMENTS	Taxable Total:	173,100
			100%	Alberta School Foundation Fund		
7540000	4610AV 1 6-8 SE-12-22-26-4	8,625 Sq. Feet			I Individual	
	204 RAILWAY AVE WEST					
	R LAND & IMPROVEMENTS		T 103	RESIDENTIAL LAND & IMPROVEMENTS	Taxable Total:	129,300
			100%	Alberta School Foundation Fund		
7541000	4610AV 1 9,10 SE-12-22-26-4	5,750 Sq. Feet			I Individual	
	200 RAILWAY AVE WEST					
	R LAND & IMPROVEMENTS		T 103	RESIDENTIAL LAND & IMPROVEMENTS	Taxable Total:	173,400
			100%	Alberta School Foundation Fund		
7542000	4610AV 1 11,12 SE-12-22-26-4	5,992 Sq. Feet			I Individual	
	104 STRATHMEAD ST					
	R LAND & IMPROVEMENTS		T 103	RESIDENTIAL LAND & IMPROVEMENTS	Taxable Total:	221,200
			50%	The Golden Hills Reg. Div. 15		
			50%	Christ The Redeemer Reg. 3		
7544000	4610AV 1 13-16 SE-12-22-26-4	11,500 Sq. Feet			I Individual	
	110 STRATHMEAD ST					



2019 Assessment Roll (Valuation Date 1-July, 2019) 2020 Taxation Year, Wheatland County

Assessment Year: 2019
Tax Year: 2020

Roll	Legal Address					Total
	R LAND & IMPROVEMENTS	T 103	RESIDENTIAL LAND & IMPROVEMENTS	Taxable Total:		206,700
7546000	4610AV 1 17,18 SE-12-22-26-4 5,750 Sq. Feet 114 STRATHMEAD ST	100%	Alberta School Foundation Fund	I Individual		
	R LAND & IMPROVEMENTS	T 103	RESIDENTIAL LAND & IMPROVEMENTS	Taxable Total:		176,400
7548000	9510460 1 25 SE-12-22-26-4 6,000 Sq. Feet 409 STRATHMORE AVE	100%	Alberta School Foundation Fund	I Individual		
	R LAND & IMPROVEMENTS	T 103	RESIDENTIAL LAND & IMPROVEMENTS	Taxable Total:		117,300
7549000	9510460 1 26 SE-12-22-26-4 8,375 Sq. Feet 117A/B STRATHMORE AVENUE	100%	Alberta School Foundation Fund	I Individual		
	R LAND & IMPROVEMENTS	T 103	RESIDENTIAL LAND & IMPROVEMENTS	Taxable Total:		245,700
7552000	4610AV 1 24 SE-12-22-26-4 6,578 Sq. Feet 109 INDUS ST	100%	Alberta School Foundation Fund	I Individual		
	R LAND & IMPROVEMENTS	T 103	RESIDENTIAL LAND & IMPROVEMENTS	Taxable Total:		237,000
7553000	4610AV 2 1-10 SE-12-22-26-4 28,750 Sq. Feet 110 RAILWAY AVE WEST	100%	Alberta School Foundation Fund	C Corporation		
	NR LAND	T 105	NON-RESEIDENTIAL LAND & IMPROVEMENTS	Taxable Total:		153,580
7563000	4610AV 2 11-20 SE-12-22-26-4 28,865 Sq. Feet 104 MAIN ST	100%	Alberta School Foundation Fund	Carseland Mall / Restaurant I Individual		
	NR LAND & IMPROVEMENTS	T 105	NON-RESEIDENTIAL LAND & IMPROVEMENTS	Taxable Total:		1,089,360
7566000	4610AV 2 21,22 SE-12-22-26-4 5,750 Sq. Feet 117 STRATHMEAD ST	100%	Alberta School Foundation Fund	I Individual		
	R LAND & IMPROVEMENTS	T 103	RESIDENTIAL LAND & IMPROVEMENTS	Taxable Total:		184,600
7567000	4610AV 2 23,24 SE-12-22-26-4 5,750 Sq. Feet 113 STRATHMEAD ST	100%	Alberta School Foundation Fund	Telus building C Corporation		
	NR LAND & IMPROVEMENTS	T 105	NON-RESEIDENTIAL LAND & IMPROVEMENTS	Taxable Total:		88,930
		100%	Alberta School Foundation Fund			



2019 Assessment Roll (Valuation Date 1-July, 2019) 2020 Taxation Year, Wheatland County

Assessment Year: 2019
Tax Year: 2020

Roll	Legal Address	Total
7568000	4610AV 2 25,26 SE-12-22-26-4 5,750 Sq. Feet 109 STRATHMEAD ST I Individual	
R	LAND & IMPROVEMENTS T 103 RESIDENTIAL LAND & IMPROVEMENTS 100% Alberta School Foundation Fund Taxable Total:	146,400
7569000	4610AV 2 27,28 SE-12-22-26-4 9,074 Sq. Feet 105 STRATHMEAD ST I Individual	
R	LAND & IMPROVEMENTS T 103 RESIDENTIAL LAND & IMPROVEMENTS 100% Alberta School Foundation Fund Taxable Total:	170,700
7571000	4610AV 3 1,2 SW-7-22-25-4 5,750 Sq. Feet 102 RAILWAY AVE EAST I Individual	
R	LAND & IMPROVEMENTS T 103 RESIDENTIAL LAND & IMPROVEMENTS 100% Alberta School Foundation Fund Taxable Total:	197,000
7572000	4610AV 3 3 SW-7-22-25-4 2,875 Sq. Feet 104 RAILWAY AVE EAST Evena Naturals I Individual	
NR	LAND & IMPROVEMENTS T 105 NON-RESEIDENTIAL LAND & IMPROVEMENTS 100% Alberta School Foundation Fund Taxable Total:	147,650
7573000	4610AV 3 4-7 SW-7-22-25-4 11,500 Sq. Feet 110 RAILWAY AVE EAST CARSELAND HOTEL Carseland Hotel I Individual	
NR	LAND & IMPROVEMENTS T 105 NON-RESEIDENTIAL LAND & IMPROVEMENTS 100% Alberta School Foundation Fund Taxable Total:	347,460
7575000	4610AV 3 8-10 SW-7-22-25-4 8,625 Sq. Feet 120 RAILWAY AVE EAST I Individual	
R	LAND & IMPROVEMENTS T 103 RESIDENTIAL LAND & IMPROVEMENTS 50% The Golden Hills Reg. Div. 15 50% Christ The Redeemer Reg. 3 Taxable Total:	236,400
7576000	4610AV 3 11-13 W-7-22-25-4 8,746 Sq. Feet 112 STRANGMUIR ST I Individual	
R	LAND & IMPROVEMENTS T 103 RESIDENTIAL LAND & IMPROVEMENTS 100% Alberta School Foundation Fund Taxable Total:	270,100
7578000	4610AV 3 14-16 SW-7-22-25-4 8,625 Sq. Feet 120 STRANGMUIR ST I Individual	
R	LAND & IMPROVEMENTS T 103 RESIDENTIAL LAND & IMPROVEMENTS 100% Alberta School Foundation Fund Taxable Total:	206,000
7579010	4610AV 3 17-19 SW-7-22-25-4 8,625 Sq. Feet 124 STRANGMUIR ST I Individual	



2019 Assessment Roll (Valuation Date 1-July, 2019) 2020 Taxation Year, Wheatland County

Assessment Year: 2019
Tax Year: 2020

Roll	Legal Address					Total
	R LAND & IMPROVEMENTS	T 103	RESIDENTIAL LAND & IMPROVEMENTS	Taxable Total:		210,600
			100% Alberta School Foundation Fund			
7580000	4610AV 3 20-22 SW-7-22-25-4 8,625 Sq. Feet 132 STRANGMUIR ST			I Individual		
	R LAND & IMPROVEMENTS	T 103	RESIDENTIAL LAND & IMPROVEMENTS	Taxable Total:		168,600
			100% Alberta School Foundation Fund			
7583000	4610AV 3 23-28 SW-7-22-25-4 17,250 Sq. Feet 113 MAIN ST			C Corporation		
	NR LAND	T 105	NON-RESEIDENTIAL LAND & IMPROVEMENTS	Taxable Total:		87,830
			100% Alberta School Foundation Fund			
7589000	4610AV 3 29-32 SW-7-22-25-4 15,031 Sq. Feet 105 MAIN ST			BOW RIVER ALLIANCE CHURCH IS Carseland Bow River Alliance Church M Municipal		
	NR LAND & IMPROVEMENTS	E 164	RELIGIOUS EXEMPT	Exempt Total:		462,840
			100% Alberta School Foundation Fund			
7593000	4610AV 4 1,2 SW-7-22-25-4 5,750 Sq. Feet 200 RAILWAY AVE EAST			I Individual		
	R LAND & IMPROVEMENTS	T 103	RESIDENTIAL LAND & IMPROVEMENTS	Taxable Total:		147,400
			100% Alberta School Foundation Fund			
7594000	4610AV 4 3,4 SW-7-22-25-4 5,750 Sq. Feet 204 RAILWAY AVE EAST			I Individual		
	NR LAND	T 105	NON-RESEIDENTIAL LAND & IMPROVEMENTS	Taxable Total:		56,480
			100% Alberta School Foundation Fund			
7597000	4610AV 4 5-10 SW-7-22-25-4 16,685 Sq. Feet 212 RAILWAY AVE EAST			Vacant Industrial Shops I Individual		
	NR LAND & IMPROVEMENTS	T 105	NON-RESEIDENTIAL LAND & IMPROVEMENTS	Taxable Total:		381,020
			100% Alberta School Foundation Fund			
7599000	4610AV 4 11-15 SW-7-22-25-4 14,075 Sq. Feet 110 BARTSTOW ST			C Corporation		
	R LAND & IMPROVEMENTS	T 103	RESIDENTIAL LAND & IMPROVEMENTS	Taxable Total:		235,400
			100% Alberta School Foundation Fund			
7603000	4610AV 4 16-18 SW-7-22-25-4 8,625 Sq. Feet 120 BARTSTOW ST			I Individual		
	R LAND & IMPROVEMENTS	T 103	RESIDENTIAL LAND & IMPROVEMENTS	Taxable Total:		201,600
			100% Alberta School Foundation Fund			



2019 Assessment Roll (Valuation Date 1-July, 2019) 2020 Taxation Year, Wheatland County

Assessment Year: 2019
Tax Year: 2020

Roll	Legal Address	Total
7604000	4610AV 4 19,20 SW-7-22-25-4 3,128 Sq. Feet 122 BARTSTOW ST	SOUTH 2.2' OF LOT 20 I Individual
R	LAND & IMPROVEMENTS	T 103 RESIDENTIAL LAND & IMPROVEMENTS 100% Alberta School Foundation Fund
		Taxable Total: 122,800
7605000	4610AV 4 20,21 SW-7-22-25-4 2,875 Sq. Feet 124 BARTSTOW ST	N 22.8' OF L20 & S 2.2' of L21 I Individual
R	LAND & IMPROVEMENTS	T 103 RESIDENTIAL LAND & IMPROVEMENTS 100% Alberta School Foundation Fund
		Taxable Total: 123,000
7606000	4610AV 4 21 SW-7-22-25-4 2,955 Sq. Feet 126 BARTSTOW ST	N 22.8' OF 21 & S 2.9' OF 22 I Individual
R	LAND & IMPROVEMENTS	T 103 RESIDENTIAL LAND & IMPROVEMENTS 100% Alberta School Foundation Fund
		Taxable Total: 131,000
7607000	4610AV 4 22,23 SW-7-22-25-4 3,048 Sq. Feet 128 BARTSTOW ST	N 22.1' OF 22 & 4.4' OF 23 I Individual
R	LAND & IMPROVEMENTS	T 103 RESIDENTIAL LAND & IMPROVEMENTS 100% The Golden Hills Reg. Div. 15
		Taxable Total: 132,000
7608000	4610AV 4 23,24 SW-7-22-25-4 5,244 Sq. Feet 132 BARTSTOW ST	N 20.6' OF LOT 23 & ALL OF 24 I Individual
R	LAND & IMPROVEMENTS	T 103 RESIDENTIAL LAND & IMPROVEMENTS 100% Alberta School Foundation Fund
		Taxable Total: 154,500
7610000	4610AV 4 25-27 SW-7-22-25-4 8,625 Sq. Feet 127 STRANGMUIR ST	I Individual
R	LAND & IMPROVEMENTS	T 103 RESIDENTIAL LAND & IMPROVEMENTS 100% Alberta School Foundation Fund
		Taxable Total: 209,200
7612000	4610AV 4 28,29 SW-7-22-25-4 5,750 Sq. Feet 125 STRANGMUIR ST	I Individual
R	LAND & IMPROVEMENTS	T 103 RESIDENTIAL LAND & IMPROVEMENTS 100% Alberta School Foundation Fund
		Taxable Total: 271,800
7613000	4610AV 4 30,31 SW-7-22-25-4 5,750 Sq. Feet 121 STRANGMUIR ST	I Individual
R	LAND & IMPROVEMENTS	T 103 RESIDENTIAL LAND & IMPROVEMENTS 100% Alberta School Foundation Fund
		Taxable Total: 214,200
7615000	4610AV 4 32,33 SW-7-22-25-4 5,750 Sq. Feet 117 STRANGMUIR ST	I Individual
R	LAND & IMPROVEMENTS	T 103 RESIDENTIAL LAND & IMPROVEMENTS
		Taxable Total: 241,400



2019 Assessment Roll (Valuation Date 1-July, 2019) 2020 Taxation Year, Wheatland County

Assessment Year: 2019
Tax Year: 2020

Roll	Legal Address					Total
	100% Alberta School Foundation Fund					
7616000	4610AV 4 34,35 115 STRANGMUIR ST	SW-7-22-25-4	3,335 Sq. Feet		3.2' of Lot 35 I Individual	
	R	LAND & IMPROVEMENTS		T 103	RESIDENTIAL LAND & IMPROVEMENTS	Taxable Total: 136,500
	100% Alberta School Foundation Fund					
7617000	4610AV 4 35,36 113 STRANGMUIR ST	SW-7-22-25-4	3,209 Sq. Feet		I Individual	
	R	LAND & IMPROVEMENTS		T 103	RESIDENTIAL LAND & IMPROVEMENTS	Taxable Total: 140,900
	100% Alberta School Foundation Fund					
7618000	4610AV 4 36 111 STRANGMUIR ST	SW-7-22-25-4	5,325 Sq. Feet		I Individual	
	R	LAND & IMPROVEMENTS		T 103	RESIDENTIAL LAND & IMPROVEMENTS	Taxable Total: 144,500
	100% Alberta School Foundation Fund					
7619000	7810953 5 1 200 BARTSTOW ST	SW-7-22-25-4	13,361 Sq. Feet		I Individual	
	R	LAND & IMPROVEMENTS		T 103	RESIDENTIAL LAND & IMPROVEMENTS	Taxable Total: 245,400
	100% Alberta School Foundation Fund					
7620000	7810953 5 2 208 BARTSTOW ST	SW-7-22-25-4	6,536 Sq. Feet		I Individual	
	R	LAND & IMPROVEMENTS		T 103	RESIDENTIAL LAND & IMPROVEMENTS	Taxable Total: 221,800
	100% Alberta School Foundation Fund					
7621000	7810953 5 3 212 BARTSTOW ST	SW-7-22-25-4	6,536 Sq. Feet		I Individual	
	R	LAND & IMPROVEMENTS		T 103	RESIDENTIAL LAND & IMPROVEMENTS	Taxable Total: 266,000
	100% Alberta School Foundation Fund					
7622000	7810953 5 4 216 BARTSTOW ST	SW-7-22-25-4	6,536 Sq. Feet		I Individual	
	R	LAND & IMPROVEMENTS		T 103	RESIDENTIAL LAND & IMPROVEMENTS	Taxable Total: 204,000
	100% The Golden Hills Reg. Div. 15					
7623000	7810953 5 5,6 220 BARTSTOW ST	SW-7-22-25-4	13,075 Sq. Feet		SENIORS HOUSING FACILITY Carseland Seniors Manor P Provincial	
	NR	LAND & IMPROVEMENTS		E 154	OTHER PROV. IMP EXEMPT	Exempt Total: 330,610
	100% Alberta School Foundation Fund					
7624000	7810953 5 U7 225 STRANGMUIR ST	SW-7-22-25-4	2,879 Sq. Feet		M Municipal	



2019 Assessment Roll (Valuation Date 1-July, 2019) 2020 Taxation Year, Wheatland County

Assessment Year: 2019
Tax Year: 2020

Roll	Legal Address					Total
	NR LAND	E 161	WELLS WHEATLAND COUNTY EXEMPT	Exempt Total:		43,200
		100%	Alberta School Foundation Fund			
7625000	7810953 5 8 SW-7-22-25-4 14,396 Sq. Feet 221 STRANGMUIR ST			I Individual		
	R LAND & IMPROVEMENTS	T 103	RESIDENTIAL LAND & IMPROVEMENTS	Taxable Total:		219,000
		100%	The Golden Hills Reg. Div. 15			
7626000	4610AV 5 23,24 SW-7-22-25-4 5,750 Sq. Feet 219 STRANGMUIR ST			I Individual		
	R LAND & IMPROVEMENTS	T 103	RESIDENTIAL LAND & IMPROVEMENTS	Taxable Total:		140,600
		100%	Alberta School Foundation Fund			
7628000	4610AV 5 25,26 SW-7-22-25-4 5,750 Sq. Feet 217 STRANGMUIR ST			I Individual		
	R LAND & IMPROVEMENTS	T 103	RESIDENTIAL LAND & IMPROVEMENTS	Taxable Total:		134,000
		100%	Alberta School Foundation Fund			
7630000	4610AV 5 27,28 SE-12-22-26-4 5,750 Sq. Feet 213 STRANGMUIR ST			I Individual		
	R LAND & IMPROVEMENTS	T 103	RESIDENTIAL LAND & IMPROVEMENTS	Taxable Total:		193,200
		100%	The Golden Hills Reg. Div. 15			
7632000	4610AV 5 29,30 SW-7-22-25-4 5,750 Sq. Feet 209 STRANGMUIR ST			I Individual		
	R LAND & IMPROVEMENTS	T 103	RESIDENTIAL LAND & IMPROVEMENTS	Taxable Total:		128,000
		100%	Alberta School Foundation Fund			
7633000	4610AV 5 31,32 SW-7-22-25-4 5,750 Sq. Feet 205 STRANGMUIR ST			I Individual		
	R LAND & IMPROVEMENTS	T 103	RESIDENTIAL LAND & IMPROVEMENTS	Taxable Total:		126,200
		100%	Alberta School Foundation Fund			
7634000	4610AV 6 1,2 SW-7-22-25-4 5,750 Sq. Feet 200 STRANGMUIR ST			I Individual		
	R LAND	T 104	RESIDENTIAL VACANT LAND	Taxable Total:		63,300
		100%	Alberta School Foundation Fund			
7635000	0413606 6 33 SW-7-22-25-4 8,944 Sq. Feet 208 STRANGMUIR ST			I Individual		
	R LAND & IMPROVEMENTS	T 103	RESIDENTIAL LAND & IMPROVEMENTS	Taxable Total:		213,300
		100%	Alberta School Foundation Fund			



2019 Assessment Roll (Valuation Date 1-July, 2019) 2020 Taxation Year, Wheatland County

Assessment Year: 2019
Tax Year: 2020

Roll	Legal Address	Total
7636000	0413606 6 34 SW-7-22-25-4 4,149 Sq. Feet 204 STRANGMUIR ST I Individual	
	R LAND & IMPROVEMENTS T 103 RESIDENTIAL LAND & IMPROVEMENTS 100% Alberta School Foundation Fund Taxable Total:	160,500
7636010	0413606 6 35 SW-7-22-25-4 4,149 Sq. Feet 202 STRANGMUIR ST I Individual	
	R LAND & IMPROVEMENTS T 103 RESIDENTIAL LAND & IMPROVEMENTS 100% Alberta School Foundation Fund Taxable Total:	160,500
7637000	4610AV 6 9-12 SW-7-22-25-4 11,500 Sq. Feet 220 STRANGMUIR ST I Individual	
	R LAND & IMPROVEMENTS T 103 RESIDENTIAL LAND & IMPROVEMENTS 100% Alberta School Foundation Fund Taxable Total:	220,400
7640000	4610AV 6 13-16 SW-7-22-25-4 11,500 Sq. Feet 228 STRANGMUIR ST I Individual	
	R LAND & IMPROVEMENTS T 103 RESIDENTIAL LAND & IMPROVEMENTS 100% Alberta School Foundation Fund Taxable Total:	241,700
7641000	4610AV 6 17-19 SW-7-22-25-4 8,625 Sq. Feet 225 MAIN ST I Individual	
	R LAND & IMPROVEMENTS T 103 RESIDENTIAL LAND & IMPROVEMENTS 100% Alberta School Foundation Fund Taxable Total:	160,600
7642000	4610AV 6 20 SW-7-22-25-4 8,625 Sq. Feet 221 MAIN ST I Individual	
	R LAND & IMPROVEMENTS T 103 RESIDENTIAL LAND & IMPROVEMENTS 100% Alberta School Foundation Fund Taxable Total:	313,900
7643000	4610AV 6 23,24 SW-7-22-25-4 5,750 Sq. Feet 217 MAIN ST I Individual	
	R LAND & IMPROVEMENTS T 103 RESIDENTIAL LAND & IMPROVEMENTS 100% Alberta School Foundation Fund Taxable Total:	244,800
7644000	4610AV 6 25-27 SW-7-22-25-4 7,188 Sq. Feet 213 MAIN ST N1/2 of LOT 27 I Individual	
	R LAND & IMPROVEMENTS T 103 RESIDENTIAL LAND & IMPROVEMENTS 100% Alberta School Foundation Fund Taxable Total:	131,800
7646000	4610AV 6 27-29 SW-7-22-25-4 7,188 Sq. Feet 209 MAIN ST s1/2 27 & all of 28 & 29 I Individual	
	R LAND & IMPROVEMENTS T 103 RESIDENTIAL LAND & IMPROVEMENTS Taxable Total:	146,800



2019 Assessment Roll (Valuation Date 1-July, 2019) 2020 Taxation Year, Wheatland County

Assessment Year: 2019
Tax Year: 2020

Roll	Legal Address						Total
100% Alberta School Foundation Fund							
7647000	4610AV 6 30-32 205 MAIN ST	SW-7-22-25-4	8,625 Sq. Feet				I Individual
	R	LAND & IMPROVEMENTS	T	103	RESIDENTIAL LAND & IMPROVEMENTS	Taxable Total:	194,500
100% Alberta School Foundation Fund							
7650000	4610AV 7 1-4 200 MAIN ST	SE-12-22-26-4	11,500 Sq. Feet				I Individual
	R	LAND & IMPROVEMENTS	T	103	RESIDENTIAL LAND & IMPROVEMENTS	Taxable Total:	182,400
100% Alberta School Foundation Fund							
7652000	4610AV 7 5,6,7 208 MAIN ST	SE-12-22-26-4	8,625 Sq. Feet				I Individual
	R	LAND & IMPROVEMENTS	T	103	RESIDENTIAL LAND & IMPROVEMENTS	Taxable Total:	253,600
100% Alberta School Foundation Fund							
7653000	4610AV 7 8-11 212 MAIN ST	SE-12-22-26-4	10,350 Sq. Feet	South 15' of lot 11.			I Individual
	R	LAND & IMPROVEMENTS	T	103	RESIDENTIAL LAND & IMPROVEMENTS	Taxable Total:	269,900
100% Alberta School Foundation Fund							
7654000	4610AV 7 11-13 216 MAIN ST	SE-12-22-26-4	6,900 Sq. Feet	Northerly 10' of lot 11			I Individual
	R	LAND & IMPROVEMENTS	T	103	RESIDENTIAL LAND & IMPROVEMENTS	Taxable Total:	87,300
100% Alberta School Foundation Fund							
7657000	4610AV 7 14-16 220 MAIN ST	SE-12-22-26-4	8,625 Sq. Feet				I Individual
	R	LAND & IMPROVEMENTS	T	103	RESIDENTIAL LAND & IMPROVEMENTS	Taxable Total:	306,000
100% Alberta School Foundation Fund							
7659000	4610AV 8 1-32 201 LANGDON AVE	SE-12-22-26-4	3.95 Acres	& B:7, L:17-32 CARSELAND SCHL			Carseland School
	NR	LAND & IMPROVEMENTS	E	156	SCHOOLS EXEMPT	Exempt Total:	5,637,640
100% Alberta School Foundation Fund							
7659500	4610AV OT	SE-12-22-26-4	26,400 Sq. Feet	PLAYGROUND WEST OF SCHOOL			Carseland Playground West Of School
	NR	LAND	E	156	SCHOOLS EXEMPT	Exempt Total:	54,210
100% Alberta School Foundation Fund							
7660000	1141FQ F 81 BARTSTOW ST	SW-7-22-25-4	0.39 Acres	PARCEL F			Carseland Handy Equipment Repair
							I Individual



2019 Assessment Roll (Valuation Date 1-July, 2019) 2020 Taxation Year, Wheatland County

Assessment Year: 2019
Tax Year: 2020

Roll	Legal Address				Total
	NR	LAND & IMPROVEMENTS	T 105	NON-RESEIDENTIAL LAND & IMPROVEMENTS	287,460
			100%	Alberta School Foundation Fund	
7661000	SW-7-22-25-4	0.31 Acres		SouthEast Part LSD 4 Dicelady Coffee & More Shop	
	51 BARTSTOW ST			I Individual	
	NR	LAND & IMPROVEMENTS	T 105	NON-RESEIDENTIAL LAND & IMPROVEMENTS	219,620
			100%	Alberta School Foundation Fund	
7662000	1011794 1 2	SW-7-22-25-4 1.73 Acres		W OF RNG RD 260 (BARSTOW ST) Stickman Wood	
	221004 RGE RD 260			I Individual	
	NR	LAND & IMPROVEMENTS	T 105	NON-RESEIDENTIAL LAND & IMPROVEMENTS	164,290
			100%	Alberta School Foundation Fund	
7663000	1011794 1 1	SW-7-22-25-4 0.74 Acres		E OF RNG RD 260 (BARSTOW ST)	
				M Municipal	
	NR	LAND	E 157	PUBLIC PARKS EXEMPT	25,530
			100%	Alberta School Foundation Fund	
7664000	796GV E	SE-12-22-26-4 1.08 Acres		Mechanical/Trucking Shop	
	260002 HWY 24			I Individual	
	R	LAND & IMPROVEMENTS	T 103	RESIDENTIAL LAND & IMPROVEMENTS	225,030
	NR		T 105	NON-RESEIDENTIAL LAND & IMPROVEMENTS	99,670
			100%	Alberta School Foundation Fund	
				Taxable Total:	324,700
7675000	4610AV A,B,C	SE-12-22-26-4 18.55 Acres		CARSELAND STATION GROUNDS Station Grounds- Carseland	
	297 RAILWAY AVE WEST			C Corporation	
	NR	LAND & IMPROVEMENTS	G 174	FEDERAL GIL NON-RESIDENTIAL	430,500
			100%	Alberta School Foundation Fund	
7678000	8210745 1A 1	SE-12-22-26-4 0.76 Acres		Delta Consulting Services	
	105 RAILWAY AVE WEST			C Corporation	
	NR	LAND & IMPROVEMENTS	T 105	NON-RESEIDENTIAL LAND & IMPROVEMENTS	255,720
			100%	Alberta School Foundation Fund	
7679000	8210745 1A 2	SE-12-22-26-4 12,674 Sq. Feet		FIREHALL - CARSELAND Carseland Firehall	
	101 RAILWAY AVE WEST			M Municipal	
	NR	LAND & IMPROVEMENTS	E 162	OTHER MUNICIPAL EXEMPT	228,510
			100%	Alberta School Foundation Fund	
7680000	8210745 1A 3	SW-7-22-25-4 6,964 Sq. Feet			
	105 RAILWAY AVE EAST			I Individual	
	NR	LAND	E 169	MISC. PROPERTY EXEMPT	74,460
			100%	Alberta School Foundation Fund	



2019 Assessment Roll (Valuation Date 1-July, 2019) 2020 Taxation Year, Wheatland County

Assessment Year: 2019
Tax Year: 2020

Roll	Legal Address	Total
7681000	8210745 1A 4 SW-7-22-25-4 6,250 Sq. Feet 107 RAILWAY AVE EAST I Individual	
	NR LAND T 105 NON-RESEIDENTIAL LAND & IMPROVEMENTS 100% Alberta School Foundation Fund	59,520
7682000	8210745 1A 5 SW-7-22-25-4 6,250 Sq. Feet 109 RAILWAY AVE EAST I Individual	
	NR LAND T 105 NON-RESEIDENTIAL LAND & IMPROVEMENTS 100% Alberta School Foundation Fund	59,520
7683000	8210745 1A 6 SW-7-22-25-4 6,133 Sq. Feet 111 RAILWAY AVE EAST Industrial Shop I Individual	
	NR LAND & IMPROVEMENTS T 105 NON-RESEIDENTIAL LAND & IMPROVEMENTS 100% Alberta School Foundation Fund	432,110
7684000	8210745 1A 7 SW-7-22-25-4 0.73 Acres 205 RAILWAY AVE EAST BOWVALLEY CARWASH & GAS STATION Carseland Gas Plus Station & Car Wash C Corporation	
	NR LAND & IMPROVEMENTS T 105 NON-RESEIDENTIAL LAND & IMPROVEMENTS 100% Alberta School Foundation Fund	706,550
7685000	8210745 1A 8 SW-7-22-25-4 0.53 Acres 209 RAILWAY AVE EAST Commercial Shop I Individual	
	NR LAND & IMPROVEMENTS T 105 NON-RESEIDENTIAL LAND & IMPROVEMENTS 100% The Golden Hills Reg. Div. 15	171,090
7686000	7711065 9 U1 SE-12-22-26-4 7,686 Sq. Feet 102 MCKINNON DR CARSELAND WATER TREATMENT Carseland Water Treatment Plant M Municipal	
	NR LAND & IMPROVEMENTS E 155 WHEATLAND COUNTY EXEMPT 100% Alberta School Foundation Fund	375,790
7687000	7711065 9 2 SE-12-22-26-4 6,600 Sq. Feet 106 MCKINNON DR I Individual	
	R LAND & IMPROVEMENTS T 103 RESIDENTIAL LAND & IMPROVEMENTS 100% Alberta School Foundation Fund	217,800
7688000	7711065 9 3 SE-12-22-26-4 6,600 Sq. Feet 110 MCKINNON DR I Individual	
	R LAND & IMPROVEMENTS T 103 RESIDENTIAL LAND & IMPROVEMENTS 100% Alberta School Foundation Fund	219,700
7689000	7711065 9 4 SE-12-22-26-4 7,580 Sq. Feet 114 MCKINNON DR I Individual	
	R LAND & IMPROVEMENTS T 103 RESIDENTIAL LAND & IMPROVEMENTS	253,300



2019 Assessment Roll (Valuation Date 1-July, 2019) 2020 Taxation Year, Wheatland County

Assessment Year: 2019
Tax Year: 2020

Roll	Legal Address					Total
	100% Alberta School Foundation Fund					
7690000	7711065 9 5	SE-12-22-26-4	6,500 Sq. Feet		I Individual	
	R	LAND & IMPROVEMENTS		T 103 RESIDENTIAL LAND & IMPROVEMENTS	Taxable Total:	299,400
	100% The Golden Hills Reg. Div. 15					
7691000	7711065 9 6	SE-12-22-26-4	6,600 Sq. Feet		I Individual	
	R	LAND & IMPROVEMENTS		T 103 RESIDENTIAL LAND & IMPROVEMENTS	Taxable Total:	304,800
	100% Alberta School Foundation Fund					
7692000	7711065 9 7	SE-12-22-26-4	6,600 Sq. Feet		I Individual	
	R	LAND & IMPROVEMENTS		T 103 RESIDENTIAL LAND & IMPROVEMENTS	Taxable Total:	293,600
	100% Alberta School Foundation Fund					
7693000	7711065 9 8	SE-12-22-26-4	6,600 Sq. Feet		I Individual	
	R	LAND & IMPROVEMENTS		T 103 RESIDENTIAL LAND & IMPROVEMENTS	Taxable Total:	252,300
	100% Alberta School Foundation Fund					
7694000	7711065 9 9	SE-12-22-26-4	6,600 Sq. Feet		I Individual	
	R	LAND & IMPROVEMENTS		T 103 RESIDENTIAL LAND & IMPROVEMENTS	Taxable Total:	415,400
	100% Alberta School Foundation Fund					
7695000	7711065 9 10	SE-12-22-26-4	6,050 Sq. Feet		I Individual	
	R	LAND & IMPROVEMENTS		T 103 RESIDENTIAL LAND & IMPROVEMENTS	Taxable Total:	233,400
	100% The Golden Hills Reg. Div. 15					
7696000	7711065 9 11	SE-12-22-26-4	6,050 Sq. Feet		I Individual	
	R	LAND & IMPROVEMENTS		T 103 RESIDENTIAL LAND & IMPROVEMENTS	Taxable Total:	258,000
	100% Alberta School Foundation Fund					
7697000	7711065 9 12	SE-12-22-26-4	6,600 Sq. Feet		I Individual	
	R	LAND & IMPROVEMENTS		T 103 RESIDENTIAL LAND & IMPROVEMENTS	Taxable Total:	276,200
	100% Alberta School Foundation Fund					
7698000	7711065 9 13	SE-12-22-26-4	7,250 Sq. Feet		I Individual	



2019 Assessment Roll (Valuation Date 1-July, 2019) 2020 Taxation Year, Wheatland County

Assessment Year: 2019
Tax Year: 2020

Roll	Legal Address						Total
	R	LAND & IMPROVEMENTS			T 103 RESIDENTIAL LAND & IMPROVEMENTS	Taxable Total:	238,600
					100% Alberta School Foundation Fund		
7699000	7711065 9 R14	SE-12-22-26-4	4.73 Acres			PARK W OF SCHOOL & N OF Carseland Park	
	205 LANGDON AVE					M Municipal	
	NR	LAND			E 157 PUBLIC PARKS EXEMPT	Exempt Total:	218,730
					100% Alberta School Foundation Fund		
7700000	7710696 9 15	SE-12-22-26-4	3.82 Acres			COMMUNITY HALL & CURLING RINK Carseland Community Hall & Curling Rink	
	310 RAILWAY AVE WEST					C Corporation	
	NR	LAND & IMPROVEMENTS			E 165 CHARITABLE & WELFARE EXEMPT	Exempt Total:	2,850,170
					100% Alberta School Foundation Fund		
7701000	7710696 9 16	SE-12-22-26-4	5,388 Sq. Feet			I Individual	
	122 INDUS ST						
	R	LAND & IMPROVEMENTS			T 103 RESIDENTIAL LAND & IMPROVEMENTS	Taxable Total:	190,600
					100% Alberta School Foundation Fund		
7702000	7710696 9 17	SE-12-22-26-4	5,500 Sq. Feet			I Individual	
	118 INDUS ST						
	R	LAND & IMPROVEMENTS			T 103 RESIDENTIAL LAND & IMPROVEMENTS	Taxable Total:	248,400
					100% Alberta School Foundation Fund		
7703000	7710696 9 18	SE-12-22-26-4	5,500 Sq. Feet			I Individual	
	114 INDUS ST						
	R	LAND & IMPROVEMENTS			T 103 RESIDENTIAL LAND & IMPROVEMENTS	Taxable Total:	256,500
					100% Alberta School Foundation Fund		
7704000	7710696 9 19	SE-12-22-26-4	5,500 Sq. Feet			Cyndi's Custom Embroidery	
	110 INDUS ST					I Individual	
	R	LAND & IMPROVEMENTS			T 103 RESIDENTIAL LAND & IMPROVEMENTS		329,930
	NR				T 105 NON-RESEIDENTIAL LAND & IMPROVEMENTS		24,420
					100% Alberta School Foundation Fund	Taxable Total:	354,350
7705000	7710696 9 20	SE-12-22-26-4	5,500 Sq. Feet			I Individual	
	106 INDUS ST						
	R	LAND & IMPROVEMENTS			T 103 RESIDENTIAL LAND & IMPROVEMENTS	Taxable Total:	233,400
					100% Alberta School Foundation Fund		
7706000	7710696 9 21	SE-12-22-26-4	4,970 Sq. Feet			I Individual	
	300 RAILWAY AVE WEST						
	R	LAND & IMPROVEMENTS			T 103 RESIDENTIAL LAND & IMPROVEMENTS	Taxable Total:	207,500
					100% Alberta School Foundation Fund		



2019 Assessment Roll (Valuation Date 1-July, 2019) 2020 Taxation Year, Wheatland County

Assessment Year: 2019
Tax Year: 2020

Roll	Legal Address	Total
7707000	7711065 10 1 SE-12-22-26-4 6,488 Sq. Feet 102 LANGDON AVE I Individual	
	R LAND & IMPROVEMENTS T 103 RESIDENTIAL LAND & IMPROVEMENTS 100% Alberta School Foundation Fund Taxable Total:	190,200
7708000	7711065 10 2 SE-12-22-26-4 6,381 Sq. Feet 106 LANGDON AVE I Individual	
	R LAND & IMPROVEMENTS T 103 RESIDENTIAL LAND & IMPROVEMENTS 100% The Golden Hills Reg. Div. 15 Taxable Total:	275,800
7709000	7711065 10 3 SE-12-22-26-4 6,381 Sq. Feet 110 LANGDON AVE I Individual	
	R LAND & IMPROVEMENTS T 103 RESIDENTIAL LAND & IMPROVEMENTS 100% Alberta School Foundation Fund Taxable Total:	212,100
7710000	7711065 10 4 SE-12-22-26-4 6,601 Sq. Feet 114 LANGDON AVE I Individual	
	R LAND & IMPROVEMENTS T 103 RESIDENTIAL LAND & IMPROVEMENTS 100% Alberta School Foundation Fund Taxable Total:	223,100
7711000	7711065 10 5 SE-12-22-26-4 6,381 Sq. Feet 118 LANGDON AVE I Individual	
	R LAND & IMPROVEMENTS T 103 RESIDENTIAL LAND & IMPROVEMENTS 100% Alberta School Foundation Fund Taxable Total:	237,400
7712000	7711065 10 6 SE-12-22-26-4 6,381 Sq. Feet 122 LANGDON AVE I Individual	
	R LAND & IMPROVEMENTS T 103 RESIDENTIAL LAND & IMPROVEMENTS 100% Alberta School Foundation Fund Taxable Total:	197,200
7713000	7711065 10 7 SE-12-22-26-4 6,601 Sq. Feet 126 LANGDON AVE I Individual	
	R LAND & IMPROVEMENTS T 103 RESIDENTIAL LAND & IMPROVEMENTS 100% Alberta School Foundation Fund Taxable Total:	256,300
7714000	7711065 10 8 SE-12-22-26-4 6,382 Sq. Feet 130 LANGDON AVE I Individual	
	R LAND & IMPROVEMENTS T 103 RESIDENTIAL LAND & IMPROVEMENTS 100% Alberta School Foundation Fund Taxable Total:	266,500
7715000	7711065 10 9 SE-12-22-26-4 6,382 Sq. Feet 134 LANGDON AVE I Individual	
	R LAND & IMPROVEMENTS T 103 RESIDENTIAL LAND & IMPROVEMENTS Taxable Total:	234,000



2019 Assessment Roll (Valuation Date 1-July, 2019) 2020 Taxation Year, Wheatland County

Assessment Year: 2019
Tax Year: 2020

Roll	Legal Address						Total
7716000	100% Alberta School Foundation Fund						
	7711065 10 10	SE-12-22-26-4	6,411 Sq. Feet				
	138 LANGDON AVE					I Individual	
	R	LAND & IMPROVEMENTS	T	103	RESIDENTIAL LAND & IMPROVEMENTS	Taxable Total:	278,800
100% Alberta School Foundation Fund							
7717000	100% Alberta School Foundation Fund						
	7711065 10 11	SE-12-22-26-4	6,350 Sq. Feet				
	302 LAUSEN PL					I Individual	
	R	LAND & IMPROVEMENTS	T	103	RESIDENTIAL LAND & IMPROVEMENTS	Taxable Total:	234,700
100% Alberta School Foundation Fund							
7718000	100% Alberta School Foundation Fund						
	7711065 10 12	SE-12-22-26-4	5,996 Sq. Feet				
	306 LAUSEN PL					I Individual	
	R	LAND & IMPROVEMENTS	T	103	RESIDENTIAL LAND & IMPROVEMENTS	Taxable Total:	213,500
100% Alberta School Foundation Fund							
7719000	100% Alberta School Foundation Fund						
	7711065 10 13	SE-12-22-26-4	8,809 Sq. Feet				
	310 LAUSEN PL					I Individual	
	R	LAND & IMPROVEMENTS	T	103	RESIDENTIAL LAND & IMPROVEMENTS	Taxable Total:	277,400
100% Alberta School Foundation Fund							
7720000	100% Alberta School Foundation Fund						
	7711065 10 14	SE-12-22-26-4	9,554 Sq. Feet				
	314 LAUSEN PL					I Individual	
	R	LAND & IMPROVEMENTS	T	103	RESIDENTIAL LAND & IMPROVEMENTS	Taxable Total:	281,000
100% Alberta School Foundation Fund							
7721000	100% Alberta School Foundation Fund						
	7711065 10 15	SE-12-22-26-4	9,249 Sq. Feet				
	318 LAUSEN PL					I Individual	
	R	LAND & IMPROVEMENTS	T	103	RESIDENTIAL LAND & IMPROVEMENTS	Taxable Total:	249,500
100% Alberta School Foundation Fund							
7722000	100% Christ The Redeemer Reg. 3						
	7711065 10 16	SE-12-22-26-4	8,422 Sq. Feet				
	322 LAUSEN PL					I Individual	
	R	LAND & IMPROVEMENTS	T	103	RESIDENTIAL LAND & IMPROVEMENTS	Taxable Total:	271,700
100% Christ The Redeemer Reg. 3							
7723000	100% Alberta School Foundation Fund						
	7711065 10 17	SE-12-22-26-4	6,426 Sq. Feet				
	326 LAUSEN PL					I Individual	
	R	LAND & IMPROVEMENTS	T	103	RESIDENTIAL LAND & IMPROVEMENTS	Taxable Total:	273,100
100% Alberta School Foundation Fund							
7724000	100% Alberta School Foundation Fund						
	7711065 10 18	SE-12-22-26-4	5,868 Sq. Feet				
	330 LAUSEN PL					I Individual	



2019 Assessment Roll (Valuation Date 1-July, 2019) 2020 Taxation Year, Wheatland County

Assessment Year: 2019
Tax Year: 2020

Roll	Legal Address						Total
	R	LAND & IMPROVEMENTS		T 103	RESIDENTIAL LAND & IMPROVEMENTS	Taxable Total:	265,400
					100% Alberta School Foundation Fund		
7725000	7711065 10 19	SE-12-22-26-4	5,940 Sq. Feet			I Individual	
	334 LAUSEN PL						
	R	LAND & IMPROVEMENTS		T 103	RESIDENTIAL LAND & IMPROVEMENTS	Taxable Total:	297,900
					100% Alberta School Foundation Fund		
7726000	7711065 10 20	SE-12-22-26-4	6,169 Sq. Feet			I Individual	
	338 LAUSEN PL						
	R	LAND & IMPROVEMENTS		T 103	RESIDENTIAL LAND & IMPROVEMENTS	Taxable Total:	213,600
					100% Alberta School Foundation Fund		
7727000	7711065 10 21	SE-12-22-26-4	8,360 Sq. Feet			I Individual	
	302 MCKINNON DR						
	R	LAND		T 104	RESIDENTIAL VACANT LAND	Taxable Total:	70,600
					100% Alberta School Foundation Fund		
7728000	7711065 10 22	SE-12-22-26-4	6,594 Sq. Feet			I Individual	
	306 MCKINNON DR						
	R	LAND & IMPROVEMENTS		T 103	RESIDENTIAL LAND & IMPROVEMENTS	Taxable Total:	235,300
					100% Alberta School Foundation Fund		
7729000	7711065 10 23	SE-12-22-26-4	6,562 Sq. Feet			I Individual	
	310 MCKINNON DR						
	R	LAND & IMPROVEMENTS		T 103	RESIDENTIAL LAND & IMPROVEMENTS	Taxable Total:	168,700
					100% Alberta School Foundation Fund		
7730000	7711065 10 24	SE-12-22-26-4	6,430 Sq. Feet			I Individual	
	314 MCKINNON DR						
	R	LAND & IMPROVEMENTS		T 103	RESIDENTIAL LAND & IMPROVEMENTS	Taxable Total:	229,500
					100% Alberta School Foundation Fund		
7731000	7711065 10 25	SE-12-22-26-4	6,543 Sq. Feet			I Individual	
	318 MCKINNON DR						
	R	LAND & IMPROVEMENTS		T 103	RESIDENTIAL LAND & IMPROVEMENTS	Taxable Total:	250,900
					100% Christ The Redeemer Reg. 3		
7732000	7711065 10 26	SE-12-22-26-4	7,063 Sq. Feet			I Individual	
	322 MCKINNON DR						
	R	LAND & IMPROVEMENTS		T 103	RESIDENTIAL LAND & IMPROVEMENTS	Taxable Total:	225,500
					100% Alberta School Foundation Fund		



2019 Assessment Roll (Valuation Date 1-July, 2019) 2020 Taxation Year, Wheatland County

Assessment Year: 2019
Tax Year: 2020

Roll	Legal Address	Total
7733000	7711065 10 27 SE-12-22-26-4 5,980 Sq. Feet 381 NELSON RD I Individual	
	R LAND & IMPROVEMENTS T 103 RESIDENTIAL LAND & IMPROVEMENTS 100% Alberta School Foundation Fund Taxable Total:	244,100
7734000	7711065 10 28 SE-12-22-26-4 6,050 Sq. Feet 377 NELSON RD I Individual	
	R LAND & IMPROVEMENTS T 103 RESIDENTIAL LAND & IMPROVEMENTS 100% Alberta School Foundation Fund Taxable Total:	274,800
7735000	7711065 10 29 SE-12-22-26-4 7,256 Sq. Feet 373 NELSON RD C Corporation	
	R LAND & IMPROVEMENTS T 103 RESIDENTIAL LAND & IMPROVEMENTS 100% Alberta School Foundation Fund Taxable Total:	258,400
7736000	7711065 10 30 SE-12-22-26-4 6,600 Sq. Feet 369 NELSON RD I Individual	
	R LAND & IMPROVEMENTS T 103 RESIDENTIAL LAND & IMPROVEMENTS 100% Alberta School Foundation Fund Taxable Total:	217,900
7737000	7711065 10 31 SE-12-22-26-4 6,050 Sq. Feet 365 NELSON RD I Individual	
	R LAND & IMPROVEMENTS T 103 RESIDENTIAL LAND & IMPROVEMENTS 100% Alberta School Foundation Fund Taxable Total:	261,900
7738000	7711065 10 32 SE-12-22-26-4 6,050 Sq. Feet 361 NELSON RD I Individual	
	R LAND & IMPROVEMENTS T 103 RESIDENTIAL LAND & IMPROVEMENTS 100% Alberta School Foundation Fund Taxable Total:	296,700
7739000	7711065 10 33 SE-12-22-26-4 5,830 Sq. Feet 357 NELSON RD I Individual	
	R LAND & IMPROVEMENTS T 103 RESIDENTIAL LAND & IMPROVEMENTS 100% Alberta School Foundation Fund Taxable Total:	251,000
7740000	7711065 10 34 SE-12-22-26-4 5,940 Sq. Feet 353 NELSON RD I Individual	
	R LAND & IMPROVEMENTS T 103 RESIDENTIAL LAND & IMPROVEMENTS 100% Alberta School Foundation Fund Taxable Total:	277,200
7741000	7711065 10 35 SE-12-22-26-4 5,940 Sq. Feet 349 NELSON RD I Individual	
	R LAND & IMPROVEMENTS T 103 RESIDENTIAL LAND & IMPROVEMENTS Taxable Total:	273,600



2019 Assessment Roll (Valuation Date 1-July, 2019) 2020 Taxation Year, Wheatland County

Assessment Year: 2019
Tax Year: 2020

Roll	Legal Address						Total
	100% Alberta School Foundation Fund						
7742000	7711065 10 36	SE-12-22-26-4	5,830 Sq. Feet				
	345 NELSON RD					I Individual	
	R	LAND & IMPROVEMENTS		T	103	RESIDENTIAL LAND & IMPROVEMENTS	Taxable Total: 207,300
	100% Alberta School Foundation Fund						
7743000	7711065 10 37	SE-12-22-26-4	6,050 Sq. Feet				
	341 NELSON RD					I Individual	
	R	LAND & IMPROVEMENTS		T	103	RESIDENTIAL LAND & IMPROVEMENTS	Taxable Total: 246,400
	100% Alberta School Foundation Fund						
7744000	7711065 10 38	SE-12-22-26-4	6,045 Sq. Feet				
	337 NELSON RD					I Individual	
	R	LAND & IMPROVEMENTS		T	103	RESIDENTIAL LAND & IMPROVEMENTS	Taxable Total: 256,500
	100% Alberta School Foundation Fund						
7745000	7711065 10 39	SE-12-22-26-4	6,514 Sq. Feet				
	333 NELSON RD					I Individual	
	R	LAND & IMPROVEMENTS		T	103	RESIDENTIAL LAND & IMPROVEMENTS	Taxable Total: 272,600
	100% Alberta School Foundation Fund						
7746000	7711065 10 40	SE-12-22-26-4	6,115 Sq. Feet				
	329 NELSON RD					I Individual	
	R	LAND & IMPROVEMENTS		T	103	RESIDENTIAL LAND & IMPROVEMENTS	Taxable Total: 284,400
	100% Alberta School Foundation Fund						
7747000	7711065 10 41	SE-12-22-26-4	6,036 Sq. Feet				
	325 NELSON RD					I Individual	
	R	LAND		T	104	RESIDENTIAL VACANT LAND	Taxable Total: 65,200
	100% Alberta School Foundation Fund						
7748000	7711065 10 42	SE-12-22-26-4	6,221 Sq. Feet				
	321 NELSON RD					I Individual	
	R	LAND & IMPROVEMENTS		T	103	RESIDENTIAL LAND & IMPROVEMENTS	Taxable Total: 306,300
	100% Alberta School Foundation Fund						
7749000	7711065 10 43	SE-12-22-26-4	5,938 Sq. Feet				
	145 BONITZ CRT					I Individual	
	R	LAND & IMPROVEMENTS		T	103	RESIDENTIAL LAND & IMPROVEMENTS	Taxable Total: 320,800
	100% Alberta School Foundation Fund						
7750000	7711065 10 44	SE-12-22-26-4	6,555 Sq. Feet				
	141 BONITZ CRT					I Individual	



2019 Assessment Roll (Valuation Date 1-July, 2019) 2020 Taxation Year, Wheatland County

Assessment Year: 2019
Tax Year: 2020

Roll	Legal Address						Total
	R	LAND & IMPROVEMENTS		T 103	RESIDENTIAL LAND & IMPROVEMENTS	Taxable Total:	268,300
					100% Alberta School Foundation Fund		
7751000	7711065 10 45	SE-12-22-26-4	6,343 Sq. Feet			I Individual	
	137 BONITZ CRT						
	R	LAND & IMPROVEMENTS		T 103	RESIDENTIAL LAND & IMPROVEMENTS	Taxable Total:	303,800
					100% Alberta School Foundation Fund		
7752000	7711065 10 46	SE-12-22-26-4	9,239 Sq. Feet			I Individual	
	133 BONITZ CRT						
	R	LAND & IMPROVEMENTS		T 103	RESIDENTIAL LAND & IMPROVEMENTS	Taxable Total:	257,000
					100% Alberta School Foundation Fund		
7753000	7711065 10 47	SE-12-22-26-4	9,344 Sq. Feet			I Individual	
	129 BONITZ COURT						
	R	LAND & IMPROVEMENTS		T 103	RESIDENTIAL LAND & IMPROVEMENTS	Taxable Total:	364,500
					100% Alberta School Foundation Fund		
7754000	7711065 10 48	SE-12-22-26-4	10,080 Sq. Feet			I Individual	
	125 BONITZ CRT						
	R	LAND & IMPROVEMENTS		T 103	RESIDENTIAL LAND & IMPROVEMENTS	Taxable Total:	300,700
					100% Alberta School Foundation Fund		
7755000	7711065 10 49	SE-12-22-26-4	7,664 Sq. Feet			I Individual	
	121 BONITZ CRT						
	R	LAND & IMPROVEMENTS		T 103	RESIDENTIAL LAND & IMPROVEMENTS	Taxable Total:	309,300
					100% Alberta School Foundation Fund		
7756000	7711065 10 50	SE-12-22-26-4	6,946 Sq. Feet			I Individual	
	117 BONITZ CRT						
	R	LAND & IMPROVEMENTS		T 103	RESIDENTIAL LAND & IMPROVEMENTS	Taxable Total:	329,800
					100% Alberta School Foundation Fund		
7757000	7711065 10 51	SE-12-22-26-4	6,907 Sq. Feet			I Individual	
	113 BONITZ CRT						
	R	LAND & IMPROVEMENTS		T 103	RESIDENTIAL LAND & IMPROVEMENTS	Taxable Total:	214,600
					100% Alberta School Foundation Fund		
7758000	7711065 10 52	SE-12-22-26-4	6,050 Sq. Feet			I Individual	
	109 BONITZ CRT						
	R	LAND & IMPROVEMENTS		T 103	RESIDENTIAL LAND & IMPROVEMENTS	Taxable Total:	211,800
					100% Alberta School Foundation Fund		



2019 Assessment Roll (Valuation Date 1-July, 2019) 2020 Taxation Year, Wheatland County

Assessment Year: 2019
Tax Year: 2020

Roll	Legal Address	Total
7759000	7711065 10 53 SE-12-22-26-4 6,050 Sq. Feet 105 BONITZ CRT I Individual	
	R LAND & IMPROVEMENTS T 103 RESIDENTIAL LAND & IMPROVEMENTS 100% Alberta School Foundation Fund Taxable Total:	206,600
7760000	7711065 10 54 SE-12-22-26-4 6,158 Sq. Feet 101 BONITZ CRT I Individual	
	R LAND & IMPROVEMENTS T 103 RESIDENTIAL LAND & IMPROVEMENTS 100% Alberta School Foundation Fund Taxable Total:	193,500
7761000	7711065 11 1 SE-12-22-26-4 6,991 Sq. Feet 302 NELSON RD I Individual	
	R LAND & IMPROVEMENTS T 103 RESIDENTIAL LAND & IMPROVEMENTS 100% Alberta School Foundation Fund Taxable Total:	229,200
7762000	7711065 11 2 SE-12-22-26-4 7,150 Sq. Feet 306 NELSON RD I Individual	
	R LAND & IMPROVEMENTS T 103 RESIDENTIAL LAND & IMPROVEMENTS 100% Alberta School Foundation Fund Taxable Total:	239,000
7763000	7711065 11 3 SE-12-22-26-4 6,441 Sq. Feet 310 NELSON RD I Individual	
	R LAND & IMPROVEMENTS T 103 RESIDENTIAL LAND & IMPROVEMENTS 100% Alberta School Foundation Fund Taxable Total:	233,700
7764000	7711065 11 4 SE-12-22-26-4 5,940 Sq. Feet 314 NELSON RD I Individual	
	R LAND & IMPROVEMENTS T 103 RESIDENTIAL LAND & IMPROVEMENTS 100% Alberta School Foundation Fund Taxable Total:	222,900
7765000	7711065 11 5 SE-12-22-26-4 6,050 Sq. Feet 318 NELSON RD I Individual	
	R LAND & IMPROVEMENTS T 103 RESIDENTIAL LAND & IMPROVEMENTS 100% Alberta School Foundation Fund Taxable Total:	279,600
7766000	7711065 11 6 SE-12-22-26-4 5,830 Sq. Feet 322 NELSON RD I Individual	
	R LAND & IMPROVEMENTS T 103 RESIDENTIAL LAND & IMPROVEMENTS 100% Alberta School Foundation Fund Taxable Total:	208,500
7767000	7711065 11 7 SE-12-22-26-4 5,940 Sq. Feet 326 NELSON RD I Individual	
	R LAND & IMPROVEMENTS T 103 RESIDENTIAL LAND & IMPROVEMENTS Taxable Total:	310,200



2019 Assessment Roll (Valuation Date 1-July, 2019) 2020 Taxation Year, Wheatland County

Assessment Year: 2019
Tax Year: 2020

Roll	Legal Address	Total
100% Alberta School Foundation Fund		
7768000	7711065 11 8 SE-12-22-26-4 6,236 Sq. Feet 330 NELSON RD	I Individual
R	LAND & IMPROVEMENTS	T 103 RESIDENTIAL LAND & IMPROVEMENTS 100% The Golden Hills Reg. Div. 15
		Taxable Total: 231,100
7769000	7711065 11 9 SE-12-22-26-4 7,349 Sq. Feet 334 NELSON RD	I Individual
R	LAND & IMPROVEMENTS	T 103 RESIDENTIAL LAND & IMPROVEMENTS
		Taxable Total: 318,200
100% Alberta School Foundation Fund		
7770000	7711065 11 10 SE-12-22-26-4 7,408 Sq. Feet 402 CHRISTENSEN CLOSE	I Individual
R	LAND & IMPROVEMENTS	T 103 RESIDENTIAL LAND & IMPROVEMENTS 100% Alberta School Foundation Fund
		Taxable Total: 251,700
7771000	7711065 11 11 SE-12-22-26-4 6,808 Sq. Feet 406 CHRISTENSEN CLOSE	I Individual
R	LAND & IMPROVEMENTS	T 103 RESIDENTIAL LAND & IMPROVEMENTS 100% Alberta School Foundation Fund
		Taxable Total: 299,100
7772000	7711065 11 12 SE-12-22-26-4 6,047 Sq. Feet 410 CHRISTENSEN CLOSE	I Individual
R	LAND & IMPROVEMENTS	T 103 RESIDENTIAL LAND & IMPROVEMENTS 100% Alberta School Foundation Fund
		Taxable Total: 298,400
7773000	7711065 11 13 SE-12-22-26-4 6,050 Sq. Feet 414 CHRISTENSEN CLOSE	I Individual
R	LAND & IMPROVEMENTS	T 103 RESIDENTIAL LAND & IMPROVEMENTS 100% Alberta School Foundation Fund
		Taxable Total: 273,300
7774000	7711065 11 14 SE-12-22-26-4 6,050 Sq. Feet 418 CHRISTENSEN CLOSE	I Individual
R	LAND & IMPROVEMENTS	T 103 RESIDENTIAL LAND & IMPROVEMENTS 100% Alberta School Foundation Fund
		Taxable Total: 243,400
7775000	7711065 11 15 SE-12-22-26-4 7,195 Sq. Feet 422 CHRISTENSEN CLOSE	I Individual
R	LAND & IMPROVEMENTS	T 103 RESIDENTIAL LAND & IMPROVEMENTS 100% Alberta School Foundation Fund
		Taxable Total: 322,300
7776000	7711065 11 16 SE-12-22-26-4 9,105 Sq. Feet 426 CHRISTENSEN CLOSE	I Individual



2019 Assessment Roll (Valuation Date 1-July, 2019) 2020 Taxation Year, Wheatland County

Assessment Year: 2019
Tax Year: 2020

Roll	Legal Address					Total
	R	LAND & IMPROVEMENTS	T	103	RESIDENTIAL LAND & IMPROVEMENTS 100% Alberta School Foundation Fund	Taxable Total: 244,300
7777000	7711065 11 17	SE-12-22-26-4 10,384 Sq. Feet 430 CHRISTENSEN CLOSE				I Individual
	R	LAND & IMPROVEMENTS	T	103	RESIDENTIAL LAND & IMPROVEMENTS 100% Alberta School Foundation Fund	Taxable Total: 260,500
7778000	7711065 11 18	SE-12-22-26-4 9,858 Sq. Feet 425 CHRISTENSEN CLOSE				I Individual
	R	LAND & IMPROVEMENTS	T	103	RESIDENTIAL LAND & IMPROVEMENTS 100% Alberta School Foundation Fund	Taxable Total: 345,800
7779000	7711065 11 19	SE-12-22-26-4 9,912 Sq. Feet 421 CHRISTENSEN CLOSE				I Individual
	R	LAND & IMPROVEMENTS	T	103	RESIDENTIAL LAND & IMPROVEMENTS 100% Alberta School Foundation Fund	Taxable Total: 301,600
7780000	7711065 11 20	SE-12-22-26-4 7,195 Sq. Feet 417 CHRISTENSEN CLOSE				I Individual
	R	LAND & IMPROVEMENTS	T	103	RESIDENTIAL LAND & IMPROVEMENTS 100% Alberta School Foundation Fund	Taxable Total: 254,000
7781000	7711065 11 21	SE-12-22-26-4 6,600 Sq. Feet 413 CHRISTENSEN CLOSE				I Individual
	R	LAND & IMPROVEMENTS	T	103	RESIDENTIAL LAND & IMPROVEMENTS 100% Alberta School Foundation Fund	Taxable Total: 282,500
7782000	7711065 11 22	SE-12-22-26-4 6,600 Sq. Feet 409 CHRISTENSEN CLOSE				I Individual
	R	LAND & IMPROVEMENTS	T	103	RESIDENTIAL LAND & IMPROVEMENTS 100% Alberta School Foundation Fund	Taxable Total: 256,700
7783000	7711065 11 23	SE-12-22-26-4 7,124 Sq. Feet 405 CHRISTENSEN CLOSE				M & L Lash Design I Individual
	R	LAND & IMPROVEMENTS	T	103	RESIDENTIAL LAND & IMPROVEMENTS	250,600
	NR		T	105	NON-RESEIDENTIAL LAND & IMPROVEMENTS 100% Alberta School Foundation Fund	19,100
7784000	7711065 11 24	SE-12-22-26-4 6,624 Sq. Feet 401 CHRISTENSEN CLOSE				I Individual
	R	LAND & IMPROVEMENTS	T	103	RESIDENTIAL LAND & IMPROVEMENTS 100% Alberta School Foundation Fund	Taxable Total: 200,200



2019 Assessment Roll (Valuation Date 1-July, 2019) 2020 Taxation Year, Wheatland County

Assessment Year: 2019
Tax Year: 2020

Roll	Legal Address	Total
7785000	7711065 11 25 SE-12-22-26-4 6,485 Sq. Feet 402 COLE CRES I Individual	
	R LAND & IMPROVEMENTS T 103 RESIDENTIAL LAND & IMPROVEMENTS 100% Alberta School Foundation Fund Taxable Total:	255,500
7786000	7711065 11 26 SE-12-22-26-4 6,050 Sq. Feet 404 COLE CRES I Individual	
	R LAND & IMPROVEMENTS T 103 RESIDENTIAL LAND & IMPROVEMENTS 100% The Golden Hills Reg. Div. 15 Taxable Total:	266,700
7787000	7711065 11 27 SE-12-22-26-4 6,050 Sq. Feet 406 COLE CRES I Individual	
	R LAND & IMPROVEMENTS T 103 RESIDENTIAL LAND & IMPROVEMENTS 100% The Golden Hills Reg. Div. 15 Taxable Total:	212,700
7788000	7711065 11 28 SE-12-22-26-4 6,270 Sq. Feet 408 COLE CRES I Individual	
	R LAND & IMPROVEMENTS T 103 RESIDENTIAL LAND & IMPROVEMENTS 100% Alberta School Foundation Fund Taxable Total:	234,200
7789000	7711065 11 29 SE-12-22-26-4 6,044 Sq. Feet 410 COLE CRES I Individual	
	R LAND & IMPROVEMENTS T 103 RESIDENTIAL LAND & IMPROVEMENTS 100% Alberta School Foundation Fund Taxable Total:	220,800
7790000	7711065 11 30 SE-12-22-26-4 6,752 Sq. Feet 412 COLE CRES I Individual	
	R LAND & IMPROVEMENTS T 103 RESIDENTIAL LAND & IMPROVEMENTS 100% Alberta School Foundation Fund Taxable Total:	231,900
7791000	7711065 11 31 SE-12-22-26-4 8,354 Sq. Feet 414 COLE CRES I Individual	
	R LAND & IMPROVEMENTS T 103 RESIDENTIAL LAND & IMPROVEMENTS 100% Alberta School Foundation Fund Taxable Total:	240,500
7792000	7711065 11 32 SE-12-22-26-4 7,971 Sq. Feet 416 COLE CRES I Individual	
	R LAND & IMPROVEMENTS T 103 RESIDENTIAL LAND & IMPROVEMENTS 100% Alberta School Foundation Fund Taxable Total:	245,300
7793000	7711065 11 33 SE-12-22-26-4 7,096 Sq. Feet 418 COLE CRES I Individual	
	R LAND & IMPROVEMENTS T 103 RESIDENTIAL LAND & IMPROVEMENTS Taxable Total:	243,600



2019 Assessment Roll (Valuation Date 1-July, 2019) 2020 Taxation Year, Wheatland County

Assessment Year: 2019
Tax Year: 2020

Roll	Legal Address						Total
	100% Alberta School Foundation Fund						
7794000	7711065 11 34	SE-12-22-26-4	6,062 Sq. Feet				
	420 COLE CRES					I Individual	
	R	LAND & IMPROVEMENTS		T	103	RESIDENTIAL LAND & IMPROVEMENTS	Taxable Total: 277,700
	100% Alberta School Foundation Fund						
7795000	7711065 11 35	SE-12-22-26-4	6,060 Sq. Feet				
	422 COLE CRES					I Individual	
	R	LAND & IMPROVEMENTS		T	103	RESIDENTIAL LAND & IMPROVEMENTS	Taxable Total: 221,200
	100% Alberta School Foundation Fund						
7796000	7711065 11 36	SE-12-22-26-4	5,949 Sq. Feet				
	424 COLE CRES					I Individual	
	R	LAND & IMPROVEMENTS		T	103	RESIDENTIAL LAND & IMPROVEMENTS	Taxable Total: 238,700
	100% Alberta School Foundation Fund						
7797000	7711065 11 37	SE-12-22-26-4	6,058 Sq. Feet				
	426 COLE CRES					I Individual	
	R	LAND & IMPROVEMENTS		T	103	RESIDENTIAL LAND & IMPROVEMENTS	Taxable Total: 290,300
	100% Alberta School Foundation Fund						
7798000	7711065 11 38	SE-12-22-26-4	6,056 Sq. Feet				
	428 COLE CRES					I Individual	
	R	LAND & IMPROVEMENTS		T	103	RESIDENTIAL LAND & IMPROVEMENTS	Taxable Total: 291,500
	100% Alberta School Foundation Fund						
7799000	7711065 11 39	SE-12-22-26-4	5,503 Sq. Feet				
	430 COLE CRESCENT					I Individual	
	R	LAND & IMPROVEMENTS		T	103	RESIDENTIAL LAND & IMPROVEMENTS	Taxable Total: 238,900
	100% Alberta School Foundation Fund						
7800000	7711065 11 40	SE-12-22-26-4	6,603 Sq. Feet				
	432 COLE CRESCENT					I Individual	
	R	LAND & IMPROVEMENTS		T	103	RESIDENTIAL LAND & IMPROVEMENTS	Taxable Total: 298,200
	100% Alberta School Foundation Fund						
7801000	7711065 11 41	SE-12-22-26-4	7,234 Sq. Feet				
	434 COLE CRES					I Individual	
	R	LAND & IMPROVEMENTS		T	103	RESIDENTIAL LAND & IMPROVEMENTS	Taxable Total: 290,200
	100% Alberta School Foundation Fund						
7802000	7711065 11 42	SE-12-22-26-4	7,418 Sq. Feet				
	436 COLE CRES					I Individual	



2019 Assessment Roll (Valuation Date 1-July, 2019) 2020 Taxation Year, Wheatland County

Assessment Year: 2019
Tax Year: 2020

Roll	Legal Address						Total
	R	LAND & IMPROVEMENTS		T 103	RESIDENTIAL LAND & IMPROVEMENTS	Taxable Total:	248,200
					100% Alberta School Foundation Fund		
7803000	7711065 11 43	SE-12-22-26-4	8,575 Sq. Feet			I Individual	
	438 COLE CRES						
	R	LAND & IMPROVEMENTS		T 103	RESIDENTIAL LAND & IMPROVEMENTS	Taxable Total:	258,000
					100% Alberta School Foundation Fund		
7804000	7711065 11 44	SE-12-22-26-4	6,320 Sq. Feet			I Individual	
	440 COLE CRES						
	R	LAND & IMPROVEMENTS		T 103	RESIDENTIAL LAND & IMPROVEMENTS	Taxable Total:	278,700
					100% Alberta School Foundation Fund		
7805000	7711065 11 45	SE-12-22-26-4	6,564 Sq. Feet			I Individual	
	442 COLE CRES						
	R	LAND & IMPROVEMENTS		T 103	RESIDENTIAL LAND & IMPROVEMENTS	Taxable Total:	220,000
					100% Christ The Redeemer Reg. 3		
7806000	7711065 11 46	SE-12-22-26-4	6,327 Sq. Feet			I Individual	
	444 COLE CRES						
	R	LAND & IMPROVEMENTS		T 103	RESIDENTIAL LAND & IMPROVEMENTS	Taxable Total:	240,800
					100% Alberta School Foundation Fund		
7807000	7711065 11 47	SE-12-22-26-4	7,502 Sq. Feet			I Individual	
	446 COLE CRES						
	R	LAND & IMPROVEMENTS		T 103	RESIDENTIAL LAND & IMPROVEMENTS	Taxable Total:	239,300
					100% Alberta School Foundation Fund		
7808000	7711065 11 48	SE-12-22-26-4	7,398 Sq. Feet			I Individual	
	448 COLE CRES						
	R	LAND & IMPROVEMENTS		T 103	RESIDENTIAL LAND & IMPROVEMENTS	Taxable Total:	280,400
					100% Alberta School Foundation Fund		
7809000	7711065 11 49	SE-12-22-26-4	6,907 Sq. Feet			I Individual	
	450 COLE CRES						
	R	LAND & IMPROVEMENTS		T 103	RESIDENTIAL LAND & IMPROVEMENTS	Taxable Total:	239,200
					100% Alberta School Foundation Fund		
7810000	7711065 11 50	SE-12-22-26-4	6,264 Sq. Feet			I Individual	
	452 COLE CRES						
	R	LAND & IMPROVEMENTS		T 103	RESIDENTIAL LAND & IMPROVEMENTS	Taxable Total:	231,900
					100% Alberta School Foundation Fund		



2019 Assessment Roll (Valuation Date 1-July, 2019) 2020 Taxation Year, Wheatland County

Assessment Year: 2019
Tax Year: 2020

Roll	Legal Address	Total
7811000	7711065 11 51 SE-12-22-26-4 6,441 Sq. Feet 402 MCKINNON DR I Individual	
	R LAND & IMPROVEMENTS T 103 RESIDENTIAL LAND & IMPROVEMENTS 100% Alberta School Foundation Fund Taxable Total:	291,800
7812000	7711065 11 52 SE-12-22-26-4 6,050 Sq. Feet 406 MCKINNON DR I Individual	
	R LAND & IMPROVEMENTS T 103 RESIDENTIAL LAND & IMPROVEMENTS 100% Alberta School Foundation Fund Taxable Total:	212,000
7813000	7711065 11 53 SE-12-22-26-4 6,050 Sq. Feet 410 MCKINNON DR I Individual	
	R LAND & IMPROVEMENTS T 103 RESIDENTIAL LAND & IMPROVEMENTS 100% Alberta School Foundation Fund Taxable Total:	266,900
7814000	7711065 11 54 SE-12-22-26-4 6,338 Sq. Feet 414 MCKINNON DR I Individual	
	R LAND & IMPROVEMENTS T 103 RESIDENTIAL LAND & IMPROVEMENTS 100% Alberta School Foundation Fund Taxable Total:	208,700
7815000	7711065 11 55 SE-12-22-26-4 6,426 Sq. Feet 418 MCKINNON DR I Individual	
	R LAND & IMPROVEMENTS T 103 RESIDENTIAL LAND & IMPROVEMENTS 100% Alberta School Foundation Fund Taxable Total:	179,300
7816000	7711065 11 56 SE-12-22-26-4 6,050 Sq. Feet 422 MCKINNON DR I Individual	
	R LAND & IMPROVEMENTS T 103 RESIDENTIAL LAND & IMPROVEMENTS 100% Alberta School Foundation Fund Taxable Total:	186,500
7817000	7711065 11 57 SE-12-22-26-4 6,160 Sq. Feet 426 MCKINNON DR I Individual	
	R LAND & IMPROVEMENTS T 103 RESIDENTIAL LAND & IMPROVEMENTS 100% Alberta School Foundation Fund Taxable Total:	207,500
7818000	7711065 11 58 SE-12-22-26-4 6,160 Sq. Feet 430 MCKINNON DR I Individual	
	R LAND & IMPROVEMENTS T 103 RESIDENTIAL LAND & IMPROVEMENTS 100% Alberta School Foundation Fund Taxable Total:	222,700
7819000	7711065 11 59 SE-12-22-26-4 5,940 Sq. Feet 434 MCKINNON DR I Individual	
	R LAND & IMPROVEMENTS T 103 RESIDENTIAL LAND & IMPROVEMENTS Taxable Total:	205,800



2019 Assessment Roll (Valuation Date 1-July, 2019) 2020 Taxation Year, Wheatland County

Assessment Year: 2019
Tax Year: 2020

Roll	Legal Address					Total
	100% Alberta School Foundation Fund					
7820000	7711065 11 60 SE-12-22-26-4 5,940 Sq. Feet 438 MCKINNON DR				I Individual	
	R LAND & IMPROVEMENTS	T 103	RESIDENTIAL LAND & IMPROVEMENTS	Taxable Total:		196,400
	100% Alberta School Foundation Fund					
7821000	7711065 11 61 SE-12-22-26-4 6,268 Sq. Feet 442 MCKINNON DR				I Individual	
	R LAND & IMPROVEMENTS	T 103	RESIDENTIAL LAND & IMPROVEMENTS	Taxable Total:		253,300
	100% Alberta School Foundation Fund					
7823000	7711065 11 R-63 SE-12-22-26-4 0.47 Acres				RESERVE (RD BERM) M Municipal	
	NR LAND	E 157	PUBLIC PARKS EXEMPT	Exempt Total:		31,950
	100% Alberta School Foundation Fund					
7824000	7711065 12 1 SE-12-22-26-4 6,991 Sq. Feet 401 COLE CRES				I Individual	
	R LAND & IMPROVEMENTS	T 103	RESIDENTIAL LAND & IMPROVEMENTS	Taxable Total:		224,000
	100% Alberta School Foundation Fund					
7825000	7711065 12 2 SE-12-22-26-4 6,600 Sq. Feet 403 COLE CRES				I Individual	
	R LAND & IMPROVEMENTS	T 103	RESIDENTIAL LAND & IMPROVEMENTS	Taxable Total:		255,900
	100% Alberta School Foundation Fund					
7826000	7711065 12 3 SE-12-22-26-4 6,600 Sq. Feet 405 COLE CRESCENT				I Individual	
	R LAND & IMPROVEMENTS	T 103	RESIDENTIAL LAND & IMPROVEMENTS	Taxable Total:		241,900
	100% Alberta School Foundation Fund					
7827000	7711065 12 4 SE-12-22-26-4 6,600 Sq. Feet 407 COLE CRES				I Individual	
	R LAND	T 104	RESIDENTIAL VACANT LAND	Taxable Total:		68,800
	100% Alberta School Foundation Fund					
7828000	7711065 12 5 SE-12-22-26-4 6,991 Sq. Feet 409 COLE CRES				I Individual	
	R LAND & IMPROVEMENTS	T 103	RESIDENTIAL LAND & IMPROVEMENTS	Taxable Total:		302,100
	100% Alberta School Foundation Fund					
7829000	7711065 12 6 SE-12-22-26-4 6,487 Sq. Feet 411 COLE CRES				I Individual	



2019 Assessment Roll (Valuation Date 1-July, 2019) 2020 Taxation Year, Wheatland County

Assessment Year: 2019
Tax Year: 2020

Roll	Legal Address					Total
	R	LAND & IMPROVEMENTS	T	103	RESIDENTIAL LAND & IMPROVEMENTS 100% Alberta School Foundation Fund	Taxable Total: 237,200
7830000	7711065 12 7	SE-12-22-26-4 6,600 Sq. Feet 413 COLE CRES				I Individual
	R	LAND & IMPROVEMENTS	T	103	RESIDENTIAL LAND & IMPROVEMENTS 100% Alberta School Foundation Fund	Taxable Total: 288,100
7831000	7711065 12 8	SE-12-22-26-4 6,600 Sq. Feet 415 COLE CRES				I Individual
	R	LAND & IMPROVEMENTS	T	103	RESIDENTIAL LAND & IMPROVEMENTS 100% Alberta School Foundation Fund	Taxable Total: 231,100
7832000	7711065 12 9	SE-12-22-26-4 6,487 Sq. Feet 417 COLE CRES				I Individual
	R	LAND & IMPROVEMENTS	T	103	RESIDENTIAL LAND & IMPROVEMENTS 100% Alberta School Foundation Fund	Taxable Total: 294,400
7833000	7711065 12 10	SE-12-22-26-4 6,913 Sq. Feet 419 COLE CRES				I Individual
	R	LAND & IMPROVEMENTS	T	103	RESIDENTIAL LAND & IMPROVEMENTS 100% Alberta School Foundation Fund	Taxable Total: 285,300
7834000	7711065 12 11	SE-12-22-26-4 6,600 Sq. Feet 421 COLE CRES				I Individual
	R	LAND & IMPROVEMENTS	T	103	RESIDENTIAL LAND & IMPROVEMENTS 100% Alberta School Foundation Fund	Taxable Total: 285,700
7835000	7711065 12 12	SE-12-22-26-4 7,148 Sq. Feet 423 COLE CRES				I Individual
	R	LAND & IMPROVEMENTS	T	103	RESIDENTIAL LAND & IMPROVEMENTS 100% Alberta School Foundation Fund	Taxable Total: 275,100
7836000	7711065 12 13	SE-12-22-26-4 7,149 Sq. Feet 425 COLE CRES				I Individual
	R	LAND & IMPROVEMENTS	T	103	RESIDENTIAL LAND & IMPROVEMENTS 100% Alberta School Foundation Fund	Taxable Total: 244,000
7837000	7711065 12 14	SE-12-22-26-4 8,390 Sq. Feet 427 COLE CRES				I Individual
	R	LAND & IMPROVEMENTS	T	103	RESIDENTIAL LAND & IMPROVEMENTS 100% Alberta School Foundation Fund	Taxable Total: 292,900



2019 Assessment Roll (Valuation Date 1-July, 2019) 2020 Taxation Year, Wheatland County

Assessment Year: 2019
Tax Year: 2020

Roll	Legal Address	Total
7838000	7711065 12 R15 SE-12-22-26-4 0.80 Acres NR LAND E 157 PUBLIC PARKS EXEMPT 100% Alberta School Foundation Fund	PARK Carseland Park M Municipal Exempt Total: 142,740
7839000	7711065 13 1 SE-12-22-26-4 5,891 Sq. Feet 301 MCKINNON DR R LAND & IMPROVEMENTS T 103 RESIDENTIAL LAND & IMPROVEMENTS 100% Alberta School Foundation Fund	I Individual Taxable Total: 256,900
7840000	7711065 13 2 SE-12-22-26-4 6,050 Sq. Feet 305 MCKINNON DR R LAND & IMPROVEMENTS T 103 RESIDENTIAL LAND & IMPROVEMENTS 100% The Golden Hills Reg. Div. 15	I Individual Taxable Total: 210,400
7841000	7711065 13 3 SE-12-22-26-4 5,775 Sq. Feet 309 MCKINNON DR R LAND & IMPROVEMENTS T 103 RESIDENTIAL LAND & IMPROVEMENTS 100% Alberta School Foundation Fund	I Individual Taxable Total: 233,400
7842000	7711065 13 4 SE-12-22-26-4 5,940 Sq. Feet 313 MCKINNON DR R LAND & IMPROVEMENTS T 103 RESIDENTIAL LAND & IMPROVEMENTS 100% Alberta School Foundation Fund	I Individual Taxable Total: 229,100
7843000	7711065 13 5 SE-12-22-26-4 5,940 Sq. Feet 317 MCKINNON DR R LAND & IMPROVEMENTS T 103 RESIDENTIAL LAND & IMPROVEMENTS 100% Alberta School Foundation Fund	I Individual Taxable Total: 220,300
7844000	7711065 13 6 SE-12-22-26-4 6,050 Sq. Feet 321 MCKINNON DR R LAND & IMPROVEMENTS T 103 RESIDENTIAL LAND & IMPROVEMENTS 100% Alberta School Foundation Fund	I Individual Taxable Total: 218,700
7845000	7711065 13 7 SE-12-22-26-4 6,050 Sq. Feet 325 MCKINNON DR R LAND & IMPROVEMENTS T 103 RESIDENTIAL LAND & IMPROVEMENTS 100% Alberta School Foundation Fund	I Individual Taxable Total: 204,900
7846000	7711065 13 8 SE-12-22-26-4 6,050 Sq. Feet 401 MCKINNON DR R LAND & IMPROVEMENTS T 103 RESIDENTIAL LAND & IMPROVEMENTS	I Individual Taxable Total: 218,400



2019 Assessment Roll (Valuation Date 1-July, 2019) 2020 Taxation Year, Wheatland County

Assessment Year: 2019
Tax Year: 2020

Roll	Legal Address					Total
	100% Alberta School Foundation Fund					
7847000	7711065 13 9	SE-12-22-26-4	6,050 Sq. Feet			
	405 MCKINNON DR				I Individual	
	R	LAND & IMPROVEMENTS		T 103	RESIDENTIAL LAND & IMPROVEMENTS	Taxable Total: 219,100
	100% Alberta School Foundation Fund					
7848000	7711065 13 10	SE-12-22-26-4	6,050 Sq. Feet			
	409 MCKINNON DR				I Individual	
	R	LAND & IMPROVEMENTS		T 103	RESIDENTIAL LAND & IMPROVEMENTS	Taxable Total: 205,900
	100% Alberta School Foundation Fund					
7849000	7711065 13 11	SE-12-22-26-4	6,236 Sq. Feet			
	413 MCKINNON DR				I Individual	
	R	LAND & IMPROVEMENTS		T 103	RESIDENTIAL LAND & IMPROVEMENTS	Taxable Total: 223,600
	100% Alberta School Foundation Fund					
7850000	7711065 13 12	SE-12-22-26-4	6,000 Sq. Feet			
	417 MCKINNON DR				I Individual	
	R	LAND & IMPROVEMENTS		T 103	RESIDENTIAL LAND & IMPROVEMENTS	Taxable Total: 179,200
	100% Alberta School Foundation Fund					
7851000	7711065 13 13	SE-12-22-26-4	6,270 Sq. Feet			
	421 MCKINNON DR				I Individual	
	R	LAND & IMPROVEMENTS		T 103	RESIDENTIAL LAND & IMPROVEMENTS	Taxable Total: 207,200
	100% Alberta School Foundation Fund					
7852000	7711065 13 14	SE-12-22-26-4	5,980 Sq. Feet			
	425 MCKINNON DR				I Individual	
	R	LAND & IMPROVEMENTS		T 103	RESIDENTIAL LAND & IMPROVEMENTS	Taxable Total: 224,500
	100% Alberta School Foundation Fund					
7853000	7711065 13 15	SE-12-22-26-4	5,940 Sq. Feet			
	429 MCKINNON DR				I Individual	
	R	LAND & IMPROVEMENTS		T 103	RESIDENTIAL LAND & IMPROVEMENTS	Taxable Total: 200,500
	100% Alberta School Foundation Fund					
7854000	7711065 13 16	SE-12-22-26-4	5,940 Sq. Feet			
	433 MCKINNON DR				I Individual	
	R	LAND & IMPROVEMENTS		T 103	RESIDENTIAL LAND & IMPROVEMENTS	Taxable Total: 237,400
	100% Alberta School Foundation Fund					
7855000	7711065 13 17	SE-12-22-26-4	6,048 Sq. Feet			
	437 MCKINNON DR				I Individual	



2019 Assessment Roll (Valuation Date 1-July, 2019) 2020 Taxation Year, Wheatland County

Assessment Year: 2019
Tax Year: 2020

Roll	Legal Address				Total
	R	LAND & IMPROVEMENTS	T 103	RESIDENTIAL LAND & IMPROVEMENTS 100% Alberta School Foundation Fund	Taxable Total: 252,700
7855001	SE-12-22-26-4	26.67 Acres			SW-N of R/R Ball Diamonds Carseland Ball Diamonds C Corporation
	404 RAILWAY AVE WEST				
	NR	LAND & IMPROVEMENTS	E 157	PUBLIC PARKS EXEMPT 100% Alberta School Foundation Fund	Exempt Total: 594,910
7855010	1510678 14 1PUL	SE-12-22-26-4 0.30 Acres			N of R/R SE of Ball Diamonds Carseland Sewer Lift Station M Municipal
	400 RAILWAY AVE WEST				
	NR	LAND & IMPROVEMENTS	E 155	WHEATLAND COUNTY EXEMPT 100% Alberta School Foundation Fund	Exempt Total: 91,380
7855100	1611714 1 1PUL	NE-12-22-26-4 3.36 Acres			S of LSD 9 M Municipal
	NR	LAND	E 155	WHEATLAND COUNTY EXEMPT 100% Alberta School Foundation Fund	Exempt Total: 23,160
7856000	NE-1-23-25-4	120.00 Acres			LSD 10, 15 & 16 I Individual
	F	LAND	T 1	FARMLAND 100% The Golden Hills Reg. Div. 15	Taxable Total: 13,890
7857000	NE-1-23-25-4	40.00 Acres			LSD 9 I Individual
	F	LAND	T 1	FARMLAND 100% The Golden Hills Reg. Div. 15	Taxable Total: 3,460
7858000	NW-1-23-25-4	158.00 Acres			I Individual
	F	LAND	T 1	FARMLAND 100% The Golden Hills Reg. Div. 15	Taxable Total: 37,670
7859000	SE-1-23-25-4	78.37 Acres			LSD 1 & 8 I Individual
	F	LAND	T 1	FARMLAND 100% Alberta School Foundation Fund	Taxable Total: 6,360
7860000	SE-1-23-25-4	78.37 Acres			LSD 2 & 7 I Individual
	250040 TWP RD 230				
	F	LAND & IMPROVEMENTS	T 1	FARMLAND	13,280
	R		T 103	RESIDENTIAL LAND & IMPROVEMENTS 100% Alberta School Foundation Fund	315,200
				Taxable Total:	328,480



2019 Assessment Roll (Valuation Date 1-July, 2019) 2020 Taxation Year, Wheatland County

Assessment Year: 2019
Tax Year: 2020

Roll	Legal Address	Total
7861000	SW-1-23-25-4 116.09 Acres	LSD 4, 5 & 6 I Individual
	F LAND T 1 FARMLAND 100% Alberta School Foundation Fund	Taxable Total: 24,600
7861010	IRR983 RW 23 W -1-23-25-4 4.00 Acres	CANAL R-O-W P Provincial
	NR LAND E 167 WESTERN IRRIGATION DIST EXEMPT 100% Alberta School Foundation Fund	Exempt Total: 66,430
7862000	SW-1-23-25-4 38.52 Acres 250044 TWP RD 230	LSD 3 I Individual
	F LAND & IMPROVEMENTS T 1 FARMLAND	7,370
	R T 103 RESIDENTIAL LAND & IMPROVEMENTS	298,440
		Taxable Total: 305,810
	R E 901 RURAL RESIDENCE EXEMPTION (RAP)	51,610
	R E 903 FARM BUILDING EXEMPT	63,490
	100% Alberta School Foundation Fund	Exempt Total: 115,100
		Totals: 420,910
7863000	NE-2-23-25-4 79.55 Acres	LSD 10 & 15 I Individual
	F LAND T 1 FARMLAND 100% Alberta School Foundation Fund	Taxable Total: 6,750
7864000	NE-2-23-25-4 77.65 Acres	LSD 9 & 16 I Individual
	F LAND T 1 FARMLAND 100% The Golden Hills Reg. Div. 15	Taxable Total: 12,360
7865000	NW-2-23-25-4 77.83 Acres 230041A HWY 817	LSD 11 & 12 I Individual
	F LAND & IMPROVEMENTS T 1 FARMLAND	10,000
	R T 103 RESIDENTIAL LAND & IMPROVEMENTS	414,800
		Taxable Total: 424,800
	R E 901 RURAL RESIDENCE EXEMPTION (RAP)	10,000
	100% The Golden Hills Reg. Div. 15	Totals: 434,800
7866010	NW-2-23-25-4 66.38 Acres	North Half I Individual
	F LAND T 1 FARMLAND	Taxable Total: 12,970
	100% The Golden Hills Reg. Div. 15	



2019 Assessment Roll (Valuation Date 1-July, 2019) 2020 Taxation Year, Wheatland County

Assessment Year: 2019
Tax Year: 2020

Roll	Legal Address				Total
7866020	NW-2-23-25-4 4.80 Acres 230067 HWY 817			Ptn. of LSD 13 SW of Canal I Individual	
	F LAND & IMPROVEMENTS	T 1	FARMLAND		190
	R	T 103	RESIDENTIAL LAND & IMPROVEMENTS		505,910
				Taxable Total:	506,100
	R	E 901	RURAL RESIDENCE EXEMPTION (RAP)		190
	R	E 903	FARM BUILDING EXEMPT		30,570
		100%	Alberta School Foundation Fund	Exempt Total:	30,760
				Totals:	536,860
7866030	9611670 1 NW-2-23-25-4 3.51 Acres 230079 HWY 817			Northwest Corner I Individual	
	F LAND & IMPROVEMENTS	T 1	FARMLAND		90
	R	T 103	RESIDENTIAL LAND & IMPROVEMENTS		546,910
				Taxable Total:	547,000
	R	E 901	RURAL RESIDENCE EXEMPTION (RAP)		90
		100%	Alberta School Foundation Fund	Totals:	547,090
7867000	SE-2-23-25-4 151.63 Acres			I Individual	
	F LAND	T 1	FARMLAND	Taxable Total:	27,470
		100%	Alberta School Foundation Fund		
7867010	1014177 1 1 SE-2-23-25-4 5.02 Acres 252042 TWP RD 230			SW CORNER I Individual	
	F LAND & IMPROVEMENTS	T 1	FARMLAND		120
	R	T 103	RESIDENTIAL LAND & IMPROVEMENTS		521,520
				Taxable Total:	521,640
	R	E 901	RURAL RESIDENCE EXEMPTION (RAP)		34,340
	R	E 903	FARM BUILDING EXEMPT		76,140
		100%	Alberta School Foundation Fund	Exempt Total:	110,480
				Totals:	632,120
7868000	SW-2-23-25-4 151.14 Acres			I Individual	
	F LAND & IMPROVEMENTS	T 1	FARMLAND		18,450
	R	E 903	FARM BUILDING EXEMPT		29,050
		100%	The Golden Hills Reg. Div. 15	Totals:	47,500
7869000	SW-2-23-25-4 2.00 Acres 251050 TWP RD 230			CAIRNHILL COMMUNITY CENTRE Cairnhill Community Centre/Hall C Corporation	
	NR LAND & IMPROVEMENTS	E 165	CHARITABLE & WELFARE EXEMPT	Exempt Total:	492,860



2019 Assessment Roll (Valuation Date 1-July, 2019) 2020 Taxation Year, Wheatland County

Assessment Year: 2019
Tax Year: 2020

Roll	Legal Address						Total
	100% Alberta School Foundation Fund						
7870000	NE-3-23-25-4	159.05 Acres					
			I Individual				
	F	LAND	T	1	FARMLAND	Taxable Total:	26,780
			100% The Golden Hills Reg. Div. 15				
7871000	NW-3-23-25-4	160.00 Acres					
			I Individual				
	F	LAND	T	1	FARMLAND	Taxable Total:	28,690
			100% The Golden Hills Reg. Div. 15				
7872000	SE-3-23-25-4	155.49 Acres					
	230038 HWY 817		I Individual				
	F	LAND & IMPROVEMENTS	T	1	FARMLAND		31,180
	R		T	103	RESIDENTIAL LAND & IMPROVEMENTS		309,030
			Taxable Total:				340,210
	R		E	901	RURAL RESIDENCE EXEMPTION (RAP)		30,770
			100% The Golden Hills Reg. Div. 15				
			Totals:				370,980
7873000	SW-3-23-25-4	151.46 Acres					
			I Individual				
	F	LAND	T	1	FARMLAND	Taxable Total:	24,820
			100% The Golden Hills Reg. Div. 15				
7873010	9312241 1	SW-3-23-25-4 3.46 Acres					
	252072 TWP RD 230		SW CORNER				
			I Individual				
	R	LAND & IMPROVEMENTS	T	103	RESIDENTIAL LAND & IMPROVEMENTS	Taxable Total:	578,200
			100% Alberta School Foundation Fund				
7874000	NE-4-23-25-4	157.23 Acres					
			I Individual				
	F	LAND	T	1	FARMLAND	Taxable Total:	33,580
			100% Alberta School Foundation Fund				
7874010	9112413 1	NE-4-23-25-4 2.77 Acres					
	230080 RGE RD 253		NE CORNER				
			I Individual				
	R	LAND & IMPROVEMENTS	T	103	RESIDENTIAL LAND & IMPROVEMENTS	Taxable Total:	634,000
			100% The Golden Hills Reg. Div. 15				
7875000	NW-4-23-25-4	157.00 Acres					
			I Individual				
	F	LAND & IMPROVEMENTS	T	1	FARMLAND		38,570
	R		E	903	FARM BUILDING EXEMPT		21,630



2019 Assessment Roll (Valuation Date 1-July, 2019) 2020 Taxation Year, Wheatland County

Assessment Year: 2019
Tax Year: 2020

Roll	Legal Address				Total
		100% Alberta School Foundation Fund	Totals:		60,200
7875010	9512696 1 NW-4-23-25-4 3.00 Acres 230057 RGE RD 254		SW CORNER OF LSD 13 I Individual		
	R LAND & IMPROVEMENTS	T 103 RESIDENTIAL LAND & IMPROVEMENTS			598,760
	R	E 901 RURAL RESIDENCE EXEMPTION (RAP)			61,540
		100% Alberta School Foundation Fund	Totals:		660,300
7876000	SE-4-23-25-4 136.39 Acres 253028 TWP RD 230		I Individual		
	F LAND & IMPROVEMENTS	T 1 FARMLAND			30,130
	R	T 103 RESIDENTIAL LAND & IMPROVEMENTS			259,670
			Taxable Total:		289,800
	R	E 901 RURAL RESIDENCE EXEMPTION (RAP)			30,130
	R	E 903 FARM BUILDING EXEMPT			241,100
		100% Alberta School Foundation Fund	Exempt Total:		271,230
			Totals:		561,030
7876010	0810107 1 1 SE-4-23-25-4 20.00 Acres 230034 RGE RD 253		NE CORNER LSD 8 I Individual		
	F LAND & IMPROVEMENTS	T 1 FARMLAND			1,410
	R	T 103 RESIDENTIAL LAND & IMPROVEMENTS			520,790
			Taxable Total:		522,200
	R	E 901 RURAL RESIDENCE EXEMPTION (RAP)			1,410
		100% Alberta School Foundation Fund	Totals:		523,610
7877000	SW-4-23-25-4 156.33 Acres		I Individual		
	F LAND	T 1 FARMLAND			
		100% Alberta School Foundation Fund	Taxable Total:		33,750
7878000	NE-5-23-25-4 157.13 Acres		I Individual		
	F LAND & IMPROVEMENTS	T 1 FARMLAND			37,250
	R	E 903 FARM BUILDING EXEMPT			105,750
		100% Alberta School Foundation Fund	Totals:		143,000
7878010	9812545 1 NE-5-23-25-4 2.87 Acres 230062 RGE RD 254		CENTRAL EASTERN PORTION I Individual		
	R LAND & IMPROVEMENTS	T 103 RESIDENTIAL LAND & IMPROVEMENTS			345,960
	R	E 901 RURAL RESIDENCE EXEMPTION (RAP)			61,540
		100% Alberta School Foundation Fund	Totals:		407,500



2019 Assessment Roll (Valuation Date 1-July, 2019) 2020 Taxation Year, Wheatland County

Assessment Year: 2019
Tax Year: 2020

Roll	Legal Address	Total
7879000	NW-5-23-25-4 160.00 Acres	
	I Individual	
	F LAND T 1 FARMLAND Taxable Total: 43,310	
	100% Alberta School Foundation Fund	
7880000	SE-5-23-25-4 156.27 Acres	
	I Individual	
	F LAND T 1 FARMLAND Taxable Total: 41,770	
	100% Alberta School Foundation Fund	
7881000	SW-5-23-25-4 156.21 Acres	
	C Corporation	
	F LAND T 1 FARMLAND Taxable Total: 40,290	
	100% The Golden Hills Reg. Div. 15	
7882000	NE-6-23-25-4 128.59 Acres	
	I Individual	
	F LAND T 1 FARMLAND Taxable Total: 35,000	
	100% Alberta School Foundation Fund	
7882010	0210733 2 1 NE-6-23-25-4 28.40 Acres	
	SE OF CANAL	
	I Individual	
	F LAND T 1 FARMLAND Taxable Total: 6,790	
	100% Alberta School Foundation Fund	
7882020	1012039 2 2 NE-6-23-25-4 3.01 Acres	
	200m N OF SE CORNER	
	I Individual	
	R LAND & IMPROVEMENTS T 103 RESIDENTIAL LAND & IMPROVEMENTS Taxable Total: 390,000	
	100% Alberta School Foundation Fund	
7883000	NW-6-23-25-4 147.80 Acres	
	I Individual	
	F LAND T 1 FARMLAND Taxable Total: 34,630	
	100% Alberta School Foundation Fund	
7884000	SE-6-23-25-4 119.40 Acres	
	I Individual	
	F LAND T 1 FARMLAND Taxable Total: 27,560	
	100% Alberta School Foundation Fund	
7884010	0914873 1 4 SE-6-23-25-4 9.02 Acres	
	SE CORNER	
	I Individual	
	F LAND & IMPROVEMENTS T 1 FARMLAND 1,150	



2019 Assessment Roll (Valuation Date 1-July, 2019) 2020 Taxation Year, Wheatland County

Assessment Year: 2019
Tax Year: 2020

Roll	Legal Address				Total
	R	T 103	RESIDENTIAL LAND & IMPROVEMENTS		388,450
				Taxable Total:	389,600
	R	E 901	RURAL RESIDENCE EXEMPTION (RAP)		1,150
		100%	Alberta School Foundation Fund	Totals:	390,750
7884020	0914873 1 3 SE-6-23-25-4 6.07 Acres			NE CORNER LSD 1 I Individual	
	F LAND	T 1	FARMLAND	Taxable Total:	1,100
		100%	Alberta School Foundation Fund		
7884030	0914873 1 2 SE-6-23-25-4 12.04 Acres 230026 RGE RD 255			SE CORNER LSD 8 I Individual	
	R LAND & IMPROVEMENTS	T 103	RESIDENTIAL LAND & IMPROVEMENTS	Taxable Total:	1,003,400
		50%	The Golden Hills Reg. Div. 15		
		50%	Christ The Redeemer Reg. 3		
7884040	0914873 1 1 SE-6-23-25-4 9.61 Acres			NE CORNER I Individual	
	F LAND	T 1	FARMLAND	Taxable Total:	1,700
		100%	Alberta School Foundation Fund		
7885000	SW-6-23-25-4 146.19 Acres 255048 TWP RD 230			I Individual	
	F LAND & IMPROVEMENTS	T 1	FARMLAND		39,520
	R	T 101	RESIDENTIAL IMPROVEMENT NIL RAP ALLOW		111,000
	R	T 103	RESIDENTIAL LAND & IMPROVEMENTS		304,730
				Taxable Total:	455,250
	R	E 901	RURAL RESIDENCE EXEMPTION (RAP)		30,770
		100%	Alberta School Foundation Fund	Totals:	486,020
7886000	1112693 2 3 NE-7-23-25-4 105.84 Acres			I Individual	
	F LAND	T 1	FARMLAND	Taxable Total:	24,980
		100%	Alberta School Foundation Fund		
7887000	0911103 1 1 NE-7-23-25-4 41.23 Acres 231058 RGE RD 255			LSD 9 & SE CORNER LSD 16 I Individual	
	F LAND & IMPROVEMENTS	T 1	FARMLAND		6,290
	R	T 103	RESIDENTIAL LAND & IMPROVEMENTS		445,990
				Taxable Total:	452,280
	R	E 901	RURAL RESIDENCE EXEMPTION (RAP)		21,410
		100%	Alberta School Foundation Fund	Totals:	473,690



2019 Assessment Roll (Valuation Date 1-July, 2019) 2020 Taxation Year, Wheatland County

Assessment Year: 2019
Tax Year: 2020

Roll	Legal Address	Total
7887100	0911103 1 2 NE-7-23-25-4 5.00 Acres 231068 RGE RD 255	SE CORNER LSD 16 I Individual
R	LAND & IMPROVEMENTS	T 103 RESIDENTIAL LAND & IMPROVEMENTS 100% The Golden Hills Reg. Div. 15
		Taxable Total: 835,400
7888000	NW-7-23-25-4 148.87 Acres 231041 RGE RD 260	I Individual
F	LAND & IMPROVEMENTS	T 1 FARMLAND 39,120
R		T 103 RESIDENTIAL LAND & IMPROVEMENTS 736,460
		Taxable Total: 775,580
R		E 901 RURAL RESIDENCE EXEMPTION (RAP) 61,540 100% Alberta School Foundation Fund
		Totals: 837,120
7888010	1110236 RW 23 N -7-23-25-4 12.97 Acres	Canal-NE7;NW8;SE18;Rd-SSE18 P Provincial
NR	LAND	E 167 WESTERN IRRIGATION DIST EXEMPT 100% Alberta School Foundation Fund
		Exempt Total: 16,000
7888020	IRR64 RW 23 NW-7-23-25-4 2.13 Acres	SOUTHERLY WEST EDGE P Provincial
NR	LAND	E 167 WESTERN IRRIGATION DIST EXEMPT 100% Alberta School Foundation Fund
		Exempt Total: 49,520
7889000	SE-7-23-25-4 157.01 Acres	I Individual
F	LAND	T 1 FARMLAND 100% Alberta School Foundation Fund
		Taxable Total: 41,090
7889010	0012255 1 SE-7-23-25-4 2.99 Acres 231032 RGE RD 255	NORTHEASTERLY PORTION I Individual
R	LAND & IMPROVEMENTS	T 103 RESIDENTIAL LAND & IMPROVEMENTS 100% Alberta School Foundation Fund
		Taxable Total: 604,300
7890000	SW-7-23-25-4 133.39 Acres	C Corporation
F	LAND	T 1 FARMLAND 100% Alberta School Foundation Fund
		Taxable Total: 36,810
7890010	IRR243 RW 23 W -7-23-25-4 31.60 Acres	CANAL IN LSD 4,5, & 12 P Provincial
NR	LAND	E 167 WESTERN IRRIGATION DIST EXEMPT 100% Alberta School Foundation Fund
		Exempt Total: 204,080



2019 Assessment Roll (Valuation Date 1-July, 2019) 2020 Taxation Year, Wheatland County

Assessment Year: 2019
Tax Year: 2020

Roll	Legal Address	Total
7891000	NE-8-23-25-4 160.00 Acres	
	I Individual	
	F LAND T 1 FARMLAND 100% Alberta School Foundation Fund	Taxable Total: 39,220
7892000	NW-8-23-25-4 147.89 Acres	
	I Individual	
	F LAND T 1 FARMLAND 100% Alberta School Foundation Fund	Taxable Total: 33,330
7892010	0610076 1 1 NW-8-23-25-4 8.75 Acres 231075 RGE RD 255	SW CORNER OF LSD 13 I Individual
	F LAND & IMPROVEMENTS T 1 FARMLAND	1,220
	R T 103 RESIDENTIAL LAND & IMPROVEMENTS	449,780
	R E 901 RURAL RESIDENCE EXEMPTION (RAP)	Taxable Total: 451,000
	100% Alberta School Foundation Fund	1,220
	Totals:	452,220
7893000	3887CS OT NW-8-23-25-4 3.00 Acres 231077 RGE RD 255	
	I Individual	
	R LAND & IMPROVEMENTS T 103 RESIDENTIAL LAND & IMPROVEMENTS 100% Alberta School Foundation Fund	Taxable Total: 492,300
7894000	SE-8-23-25-4 160.00 Acres	
	I Individual	
	F LAND T 1 FARMLAND 100% Alberta School Foundation Fund	Taxable Total: 44,810
7895000	SW-8-23-25-4 160.00 Acres	
	I Individual	
	F LAND T 1 FARMLAND 100% Alberta School Foundation Fund	Taxable Total: 41,450
7896000	NE-9-23-25-4 153.49 Acres 231080 RGE RD 253	
	I Individual	
	F LAND & IMPROVEMENTS T 1 FARMLAND	11,870
	R T 103 RESIDENTIAL LAND & IMPROVEMENTS	686,200
	R E 901 RURAL RESIDENCE EXEMPTION (RAP)	Taxable Total: 698,070
	R E 903 FARM BUILDING EXEMPT	26,880
	Exempt Total:	21,490
	Totals:	48,370
		746,440



2019 Assessment Roll (Valuation Date 1-July, 2019) 2020 Taxation Year, Wheatland County

Assessment Year: 2019
Tax Year: 2020

Roll	Legal Address	100% Christ The Redeemer Reg. 3			Total
7897000	9410087 1 NE-9-23-25-4 6.51 Acres 253003 TWP RD 232			North Half LSD 16 I Individual	
	F LAND & IMPROVEMENTS	T 1	FARMLAND		360
	R	T 103	RESIDENTIAL LAND & IMPROVEMENTS		1,067,740
				Taxable Total:	1,068,100
	R	E 901	RURAL RESIDENCE EXEMPTION (RAP)		360
			100% Alberta School Foundation Fund	Totals:	1,068,460
7898000	NW-9-23-25-4 153.79 Acres			I Individual	
	F LAND	T 1	FARMLAND	Taxable Total:	31,260
			100% Alberta School Foundation Fund		
7898010	0312704 1 1 NW-9-23-25-4 6.21 Acres 253079 TWP RD 232			NW Corner I Individual	
	F LAND & IMPROVEMENTS	T 1	FARMLAND		650
	R	T 103	RESIDENTIAL LAND & IMPROVEMENTS		412,910
				Taxable Total:	413,560
	R	E 901	RURAL RESIDENCE EXEMPTION (RAP)		40,420
	R	E 903	FARM BUILDING EXEMPT		85,470
			100% Alberta School Foundation Fund	Exempt Total:	125,890
				Totals:	539,450
7899000	SE-9-23-25-4 157.25 Acres			I Individual	
	F LAND	T 1	FARMLAND	Taxable Total:	32,640
			100% Alberta School Foundation Fund		
7899010	9112395 1 SE-9-23-25-4 2.77 Acres 231004 RGE RD 253			South East Corner I Individual	
	R LAND & IMPROVEMENTS	T 103	RESIDENTIAL LAND & IMPROVEMENTS	Taxable Total:	359,500
			100% Alberta School Foundation Fund		
7901000	SW-9-23-25-4 156.92 Acres			I Individual	
	F LAND	T 1	FARMLAND	Taxable Total:	42,510
			100% Alberta School Foundation Fund		
7901010	0510501 1 1 SW-9-23-25-4 3.08 Acres 231041 RGE RD 254			NW CORNER I Individual	
	R LAND & IMPROVEMENTS	T 103	RESIDENTIAL LAND & IMPROVEMENTS	Taxable Total:	678,400
			100% Christ The Redeemer Reg. 3		



2019 Assessment Roll (Valuation Date 1-July, 2019) 2020 Taxation Year, Wheatland County

Assessment Year: 2019
Tax Year: 2020

Roll	Legal Address	Total
7902000	NE-10-23-25-4 144.72 Acres 252011 TWP RD 232	I Individual
F	LAND & IMPROVEMENTS	15,620
R	T 1 FARMLAND	772,180
	T 103 RESIDENTIAL LAND & IMPROVEMENTS	
	Taxable Total:	787,800
R	E 901 RURAL RESIDENCE EXEMPTION (RAP)	15,620
R	E 903 FARM BUILDING EXEMPT	40,000
	100% Alberta School Foundation Fund	55,620
	Exempt Total:	111,240
	Totals:	843,420
7902010	9310770 1 NE-10-23-25-4 14.28 Acres 252041 TWP RD 232	NW of Canal NW Corner LSD 13 I Individual
F	LAND & IMPROVEMENTS	1,920
R	T 1 FARMLAND	488,120
	T 103 RESIDENTIAL LAND & IMPROVEMENTS	
	Taxable Total:	490,040
R	E 901 RURAL RESIDENCE EXEMPTION (RAP)	1,920
R	E 903 FARM BUILDING EXEMPT	219,160
	100% Alberta School Foundation Fund	221,080
	Exempt Total:	440,140
	Totals:	711,120
7903000	NW-10-23-25-4 149.98 Acres 252049 TWP RD 232	I Individual
F	LAND & IMPROVEMENTS	12,230
R	T 1 FARMLAND	490,510
	T 103 RESIDENTIAL LAND & IMPROVEMENTS	
	Taxable Total:	502,740
R	E 901 RURAL RESIDENCE EXEMPTION (RAP)	12,230
R	E 903 FARM BUILDING EXEMPT	16,360
	100% Alberta School Foundation Fund	28,590
	Exempt Total:	57,180
	Totals:	531,330
7903010	8711229 1 NW-10-23-25-4 10.02 Acres 231049 RGE RD 253	Southwest Corner LSD 12 I Individual
F	LAND & IMPROVEMENTS	720
R	T 1 FARMLAND	814,800
	T 103 RESIDENTIAL LAND & IMPROVEMENTS	
	100% Alberta School Foundation Fund	815,520
	Taxable Total:	815,520
7904000	SE-10-23-25-4 159.00 Acres	I Individual
F	LAND	22,460
	T 1 FARMLAND	
	100% The Golden Hills Reg. Div. 15	
	Taxable Total:	22,460



2019 Assessment Roll (Valuation Date 1-July, 2019) 2020 Taxation Year, Wheatland County

Assessment Year: 2019
Tax Year: 2020

Roll	Legal Address	Total
7905000	SW-10-23-25-4 80.00 Acres 231037 RGE RD 253	North Half LS 5 & 6 I Individual
	F LAND & IMPROVEMENTS T 1 FARMLAND	13,830
	R T 103 RESIDENTIAL LAND & IMPROVEMENTS	563,270
		Taxable Total: 577,100
	R E 901 RURAL RESIDENCE EXEMPTION (RAP)	13,830
	R E 903 FARM BUILDING EXEMPT	14,100
	100% Alberta School Foundation Fund	Exempt Total: 27,930
		Totals: 605,030
7906000	SW-10-23-25-4 80.00 Acres	South Half LSD 3 & 4 I Individual
	F LAND T 1 FARMLAND	Taxable Total: 17,260
	100% The Golden Hills Reg. Div. 15	
7907000	NE-11-23-25-4 153.42 Acres	I Individual
	F LAND T 1 FARMLAND	Taxable Total: 26,390
	100% Christ The Redeemer Reg. 3	
7907010	9410200 2 NE-11-23-25-4 3.00 Acres 251041 TWP RD 232	Northwest corner I Individual
	R LAND & IMPROVEMENTS T 103 RESIDENTIAL LAND & IMPROVEMENTS	Taxable Total: 556,100
	100% Alberta School Foundation Fund	
7908000	0910505 1 2 NW-11-23-25-4 76.08 Acres 251073A TWP RD 232	LSD:13 & 14 Field Stone Fruit Wines I Individual
	F LAND & IMPROVEMENTS T 1 FARMLAND	16,020
	R T 103 RESIDENTIAL LAND & IMPROVEMENTS	551,630
	NR T 105 NON-RESEDENTIAL LAND & IMPROVEMENTS	229,620
		Taxable Total: 797,270
	R E 901 RURAL RESIDENCE EXEMPTION (RAP)	16,020
	100% Alberta School Foundation Fund	Totals: 813,290
7908010	9410200 1 NW-11-23-25-4 3.00 Acres 251043 TWP RD 232	Northeast Corner I Individual
	R LAND & IMPROVEMENTS T 103 RESIDENTIAL LAND & IMPROVEMENTS	Taxable Total: 770,000
	100% Alberta School Foundation Fund	
7908020	0910505 1 3 NW-11-23-25-4 79.04 Acres 231059 HWY 817	LSD 11 & 12 I Individual
	F LAND & IMPROVEMENTS T 1 FARMLAND	18,640



2019 Assessment Roll (Valuation Date 1-July, 2019) 2020 Taxation Year, Wheatland County

Assessment Year: 2019
Tax Year: 2020

Roll	Legal Address					Total
	R		T	103	RESIDENTIAL LAND & IMPROVEMENTS	694,360
					Taxable Total:	713,000
	R		E	901	RURAL RESIDENCE EXEMPTION (RAP)	18,640
					50% The Golden Hills Reg. Div. 15	
					50% Christ The Redeemer Reg. 3	731,640
7909000	SE-11-23-25-4	157.32 Acres				
					I Individual	
	F	LAND	T	1	FARMLAND	
					100% Christ The Redeemer Reg. 3	Taxable Total: 30,440
7910010	SW-11-23-25-4	153.62 Acres				
					C Corporation	
	F	LAND	T	1	FARMLAND	
					100% Alberta School Foundation Fund	Taxable Total: 33,250
7910020	SW-11-23-25-4	4.86 Acres				
		231009 HWY 817			Southwest Corner LSD 4	
					I Individual	
	F	LAND & IMPROVEMENTS	T	1	FARMLAND	310
	R		T	103	RESIDENTIAL LAND & IMPROVEMENTS	570,990
					Taxable Total:	571,300
	R		E	901	RURAL RESIDENCE EXEMPTION (RAP)	310
	R		E	903	FARM BUILDING EXEMPT	4,560
					100% The Golden Hills Reg. Div. 15	Exempt Total: 4,870
					Totals:	576,170
7911000	NE-12-23-25-4	119.00 Acres				
					I Individual	
	F	LAND	T	1	FARMLAND	
					100% Alberta School Foundation Fund	Taxable Total: 19,790
7912000	NE-12-23-25-4	40.00 Acres				
		231048 RGE RD 250			LSD 9	
					I Individual	
	F	LAND & IMPROVEMENTS	T	1	FARMLAND	4,640
	R		T	103	RESIDENTIAL LAND & IMPROVEMENTS	390,560
					Taxable Total:	395,200
	R		E	901	RURAL RESIDENCE EXEMPTION (RAP)	4,640
	R		E	903	FARM BUILDING EXEMPT	30,950
					100% Alberta School Foundation Fund	Exempt Total: 35,590
					Totals:	430,790
7913000	NW-12-23-25-4	156.01 Acres				
		250067 TWP RD 232			I Individual	



2019 Assessment Roll (Valuation Date 1-July, 2019) 2020 Taxation Year, Wheatland County

Assessment Year: 2019
Tax Year: 2020

Roll	Legal Address				Total
	F	LAND & IMPROVEMENTS	T	1 FARMLAND	17,020
	R		T	103 RESIDENTIAL LAND & IMPROVEMENTS	328,130
				Taxable Total:	345,150
	R		E	901 RURAL RESIDENCE EXEMPTION (RAP)	47,460
	R		E	903 FARM BUILDING EXEMPT	3,630
				100% Alberta School Foundation Fund	51,090
				Exempt Total:	51,090
				Totals:	396,240
7913010	9610915 1	NW-12-23-25-4	3.00 Acres	Northeast Corner I Individual	
	F	LAND	T	1 FARMLAND	Taxable Total: 310
				100% Alberta School Foundation Fund	
7914000	SE-12-23-25-4	79.50 Acres		North Half LSD 7 & 8 I Individual	
		231034A RGE RD 250			
	F	LAND & IMPROVEMENTS	T	1 FARMLAND	7,770
	R		T	103 RESIDENTIAL LAND & IMPROVEMENTS	481,330
				Taxable Total:	489,100
	R		E	901 RURAL RESIDENCE EXEMPTION (RAP)	7,770
	R		E	903 FARM BUILDING EXEMPT	49,040
				100% Alberta School Foundation Fund	56,810
				Exempt Total:	56,810
				Totals:	545,910
7915000	SE-12-23-25-4	79.50 Acres		South Half LSD 1 & 2 I Individual	
		231020 RGE RD 250			
	F	LAND & IMPROVEMENTS	T	1 FARMLAND	7,150
	R		T	103 RESIDENTIAL LAND & IMPROVEMENTS	511,350
				Taxable Total:	518,500
	R		E	901 RURAL RESIDENCE EXEMPTION (RAP)	7,150
				100% Alberta School Foundation Fund	
				Totals:	525,650
7916000	SW-12-23-25-4	160.00 Acres		I Individual	
	F	LAND	T	1 FARMLAND	Taxable Total: 11,960
				100% Alberta School Foundation Fund	
7917000	1810923 4 1	NE-13-23-25-4	136.39 Acres	I Individual	
	F	LAND	T	1 FARMLAND	Taxable Total: 12,800
				100% Alberta School Foundation Fund	
7917010	9912598 1	NE-13-23-25-4	3.00 Acres	SOUTHEAST CORNER I Individual	
		232044 RGE RD 250			



2019 Assessment Roll (Valuation Date 1-July, 2019) 2020 Taxation Year, Wheatland County

Assessment Year: 2019
Tax Year: 2020

Roll	Legal Address				Total
	R	LAND & IMPROVEMENTS	T 103	RESIDENTIAL LAND & IMPROVEMENTS 100% Alberta School Foundation Fund	Taxable Total: 396,800
7917020	0915593 2 1	NE-13-23-25-4 3.00 Acres 232080 RGE RD 250			NE CORNER I Individual
	R	LAND & IMPROVEMENTS	T 103	RESIDENTIAL LAND & IMPROVEMENTS 100% Alberta School Foundation Fund	Taxable Total: 401,300
7917030	0915593 2 2	NE-13-23-25-4 3.00 Acres			61m S of NE CORNER I Individual
	R	LAND	T 104	RESIDENTIAL VACANT LAND 100% Alberta School Foundation Fund	Taxable Total: 155,000
7917040	1810922 3 1	NE-13-23-25-4 14.72 Acres 232048 RGE RD 250			91 M North of SE Corner I Individual
	F	LAND & IMPROVEMENTS	T 1	FARMLAND	960
	R		T 103	RESIDENTIAL LAND & IMPROVEMENTS	418,270
	R		E 901	RURAL RESIDENCE EXEMPTION (RAP)	960
	R		E 903	FARM BUILDING EXEMPT 100% Alberta School Foundation Fund	20,070
					Exempt Total: 21,030
					Totals: 440,260
7918000	9611397 1	W -13-23-25-4 159.77 Acres			West half of NW & SW Qrt's I Individual
	F	LAND	T 1	FARMLAND 100% Alberta School Foundation Fund	Taxable Total: 17,360
7919000	SE-13-23-25-4	159.01 Acres			I Individual
	F	LAND	T 1	FARMLAND 100% Christ The Redeemer Reg. 3	Taxable Total: 15,010
7920000	9611397 2	W -13-23-25-4 151.23 Acres 250060 TWP RD 232			East half of NW & SW Qrt's I Individual
	F	LAND & IMPROVEMENTS	T 1	FARMLAND	13,490
	R		T 103	RESIDENTIAL LAND & IMPROVEMENTS	636,010
	R		E 901	RURAL RESIDENCE EXEMPTION (RAP)	13,490
	R		E 903	FARM BUILDING EXEMPT 100% Alberta School Foundation Fund	13,300
					Exempt Total: 26,790
					Totals: 676,290



2019 Assessment Roll (Valuation Date 1-July, 2019) 2020 Taxation Year, Wheatland County

Assessment Year: 2019
Tax Year: 2020

Roll	Legal Address	Total
7921000	9412069 1 SW-13-23-25-4 8.44 Acres 250044 TWP RD 232	Southeast Corner LSD 3 I Individual
	F LAND & IMPROVEMENTS T 1 FARMLAND	450
	R T 103 RESIDENTIAL LAND & IMPROVEMENTS	533,450
		Taxable Total: 533,900
	R E 901 RURAL RESIDENCE EXEMPTION (RAP)	450
	100% Alberta School Foundation Fund	Totals: 534,350
7922000	NE-14-23-25-4 160.00 Acres	I Individual
	F LAND T 1 FARMLAND	Taxable Total: 26,310
	100% Alberta School Foundation Fund	
7923000	NW-14-23-25-4 154.47 Acres	I Individual
	F LAND T 1 FARMLAND	Taxable Total: 25,850
	100% Alberta School Foundation Fund	
7924000	SE-14-23-25-4 160.00 Acres	I Individual
	F LAND T 1 FARMLAND	Taxable Total: 29,050
	100% Alberta School Foundation Fund	
7925000	SW-14-23-25-4 159.00 Acres 232011A HWY 817	I Individual
	F LAND & IMPROVEMENTS T 1 FARMLAND	38,120
	R T 103 RESIDENTIAL LAND & IMPROVEMENTS	588,280
		Taxable Total: 626,400
	R E 901 RURAL RESIDENCE EXEMPTION (RAP)	38,120
	100% Alberta School Foundation Fund	Totals: 664,520
7926000	NE-15-23-25-4 156.61 Acres	I Individual
	F LAND T 1 FARMLAND	Taxable Total: 22,120
	100% Alberta School Foundation Fund	
7927000	NW-15-23-25-4 145.40 Acres	I Individual
	F LAND T 1 FARMLAND	Taxable Total: 29,110
	100% Alberta School Foundation Fund	
7927010	9211287 1 NW-15-23-25-4 10.00 Acres 232067 RGE RD 253	W Half of the W Half of LSD 13 I Individual



2019 Assessment Roll (Valuation Date 1-July, 2019) 2020 Taxation Year, Wheatland County

Assessment Year: 2019
Tax Year: 2020

Roll	Legal Address					Total
	F	LAND & IMPROVEMENTS	T	1	FARMLAND	720
	R		T	103	RESIDENTIAL LAND & IMPROVEMENTS	486,360
					Taxable Total:	487,080
	R		E	901	RURAL RESIDENCE EXEMPTION (RAP)	720
	R		E	903	FARM BUILDING EXEMPT	38,780
				100%	Alberta School Foundation Fund	39,500
					Exempt Total:	526,580
					Totals:	
7928000	SE-15-23-25-4	157.35 Acres				
	232028 HWY 817				I Individual	
	F	LAND & IMPROVEMENTS	T	1	FARMLAND	36,410
	R		T	103	RESIDENTIAL LAND & IMPROVEMENTS	309,290
					Taxable Total:	345,700
	R		E	901	RURAL RESIDENCE EXEMPTION (RAP)	122,010
				100%	Alberta School Foundation Fund	467,710
					Totals:	
7929000	SW-15-23-25-4	157.00 Acres				
	232031 RGE RD 253				I Individual	
	F	LAND & IMPROVEMENTS	T	1	FARMLAND	22,810
	R		T	103	RESIDENTIAL LAND & IMPROVEMENTS	254,900
				100%	Alberta School Foundation Fund	277,710
					Taxable Total:	
7929010	0410792 1 1	SW-15-23-25-4 3.00 Acres			SW CORNER OF LSD 3	
	252048 TWP RD 232				I Individual	
	R	LAND & IMPROVEMENTS	T	103	RESIDENTIAL LAND & IMPROVEMENTS	433,070
	R		E	901	RURAL RESIDENCE EXEMPTION (RAP)	22,730
				100%	Alberta School Foundation Fund	455,800
					Totals:	
7930000	NE-16-23-25-4	149.15 Acres				
	232076 RGE RD 253				C Corporation	
	F	LAND & IMPROVEMENTS	T	1	FARMLAND	25,610
	R		T	103	RESIDENTIAL LAND & IMPROVEMENTS	891,680
					Taxable Total:	917,290
	R		E	901	RURAL RESIDENCE EXEMPTION (RAP)	30,770
	R		E	903	FARM BUILDING EXEMPT	58,450
				100%	Christ The Redeemer Reg. 3	89,220
					Exempt Total:	1,006,510
					Totals:	
7930010	0011236 1	NE-16-23-25-4 2.99 Acres			NORTHEAST CORNER	
	232082 RGE RD 253				I Individual	
	R	LAND & IMPROVEMENTS	T	103	RESIDENTIAL LAND & IMPROVEMENTS	510,000
				100%	Alberta School Foundation Fund	



2019 Assessment Roll (Valuation Date 1-July, 2019) 2020 Taxation Year, Wheatland County

Assessment Year: 2019
Tax Year: 2020

Roll	Legal Address	Total
7930500	1210874 RW 23 NE-16-23-25-4 7.86 Acres	IRRIGATION CANAL C Corporation
	NR LAND E 167 WESTERN IRRIGATION DIST EXEMPT 100% Alberta School Foundation Fund	Exempt Total: 9,700
7931000	NW-16-23-25-4 80.00 Acres	LSD 11 & 14 C Corporation
	F LAND T 1 FARMLAND 100% Christ The Redeemer Reg. 3	Taxable Total: 19,270
7932000	NW-16-23-25-4 79.60 Acres	LSD 12 & 13 I Individual
	F LAND T 1 FARMLAND 100% Alberta School Foundation Fund	Taxable Total: 18,710
7932500	IRR421 RW 23 NW-16-23-25-4 0.40 Acres	NW CORNER C Corporation
	NR LAND E 167 WESTERN IRRIGATION DIST EXEMPT 100% Alberta School Foundation Fund	Exempt Total: 490
7933000	SE-16-23-25-4 154.82 Acres	C Corporation
	F LAND T 1 FARMLAND 100% Christ The Redeemer Reg. 3	Taxable Total: 35,040
7933010	0410026 1 1 SE-16-23-25-4 5.18 Acres 232038 RGE RD 253	NORTHEAST CORNER I Individual
	F LAND & IMPROVEMENTS T 1 FARMLAND R T 103 RESIDENTIAL LAND & IMPROVEMENTS	180 556,720
	R E 901 RURAL RESIDENCE EXEMPTION (RAP) 100% Alberta School Foundation Fund	Taxable Total: 556,900 180
		Totals: 557,080
7934000	SW-16-23-25-4 80.00 Acres	NORTH 1/2 I Individual
	F LAND T 1 FARMLAND 100% Alberta School Foundation Fund	Taxable Total: 14,400
7935000	SW-16-23-25-4 80.00 Acres	LSD 3 & 4 I Individual
	F LAND T 1 FARMLAND 100% Alberta School Foundation Fund	Taxable Total: 16,170



2019 Assessment Roll (Valuation Date 1-July, 2019) 2020 Taxation Year, Wheatland County

Assessment Year: 2019
Tax Year: 2020

Roll	Legal Address				Total
7936000	NE-17-23-25-4	117.80 Acres	South east of Canal I Individual		
	F LAND		T 1 FARMLAND 100% Alberta School Foundation Fund	Taxable Total:	12,910
7936500	NE-17-23-25-4	0.25 Acres	CANAL-NW LSD 10 C Corporation		
	NR LAND		E 167 WESTERN IRRIGATION DIST EXEMPT 100% Alberta School Foundation Fund	Exempt Total:	310
7938000	1210984 1 1 N -17-23-25-4	152.24 Acres	I Individual		
	F LAND		T 1 FARMLAND 100% Alberta School Foundation Fund	Taxable Total:	39,480
7938010	NW-17-23-25-4	18.00 Acres	Southeast of Canal I Individual		
	F LAND		T 1 FARMLAND 100% Alberta School Foundation Fund	Taxable Total:	2,620
7938500	NW-17-23-25-4	6.39 Acres	WITHIN LSD 11 C Corporation		
	NR LAND		E 167 WESTERN IRRIGATION DIST EXEMPT 100% Alberta School Foundation Fund	Exempt Total:	7,880
7939000	SE-17-23-25-4	36.84 Acres	LSD 1 C Corporation		
	F LAND		T 1 FARMLAND 100% Alberta School Foundation Fund	Taxable Total:	8,510
7939010	1211488 1 1 SE-17-23-25-4 254018 TWP RD 232	3.16 Acres	SOUTHWEST CORNER OF LSD 1 I Individual		
	R LAND & IMPROVEMENTS		T 103 RESIDENTIAL LAND & IMPROVEMENTS 100% Alberta School Foundation Fund	Taxable Total:	443,300
7940000	SE-17-23-25-4	40.00 Acres	LSDd 8 I Individual		
	F LAND		T 1 FARMLAND 100% Alberta School Foundation Fund	Taxable Total:	5,240
7941000	SE-17-23-25-4 254032 TWP RD 232	40.00 Acres	LSD 2 C Corporation		
	F LAND & IMPROVEMENTS		T 1 FARMLAND		9,350



2019 Assessment Roll (Valuation Date 1-July, 2019) 2020 Taxation Year, Wheatland County

Assessment Year: 2019
Tax Year: 2020

Roll	Legal Address					Total
	R		T	103	RESIDENTIAL LAND & IMPROVEMENTS	363,360
					Taxable Total:	372,710
	R		E	901	RURAL RESIDENCE EXEMPTION (RAP)	61,540
				100%	Alberta School Foundation Fund	Totals: 434,250
7942000	SE-17-23-25-4	40.00 Acres			LSD 7	
					I Individual	
	F	LAND	T	1	FARMLAND	Taxable Total: 8,760
				100%	Alberta School Foundation Fund	
7943000	SW-17-23-25-4	118.85 Acres				
					I Individual	
	F	LAND	T	1	FARMLAND	Taxable Total: 28,550
				100%	Alberta School Foundation Fund	
7944000	SW-17-23-25-4	20.61 Acres			WEST PART LSD 4 & 5	
					I Individual	
	F	LAND & IMPROVEMENTS	T	1	FARMLAND	1,230
	R		T	103	RESIDENTIAL LAND & IMPROVEMENTS	179,730
					Taxable Total:	180,960
	R		E	903	FARM BUILDING EXEMPT	10,600
				100%	Alberta School Foundation Fund	Totals: 191,560
7944010	1011423 1 1 SW-17-23-25-4	3.84 Acres			SE PART LSD 4	
	254072 TWP RD 232				I Individual	
	R	LAND & IMPROVEMENTS	T	103	RESIDENTIAL LAND & IMPROVEMENTS	Taxable Total: 543,100
				100%	Alberta School Foundation Fund	
7945000	SW-17-23-25-4	2.50 Acres			NW Ptn of LSD 5, N of Coulee	
					I Individual	
	F	LAND	T	1	FARMLAND	Taxable Total: 470
				100%	Alberta School Foundation Fund	
7946000	SW-17-23-25-4	1.80 Acres			SW PRTN of LSD 4, W of COULEE	
					I Individual	
	R	LAND & IMPROVEMENTS	T	103	RESIDENTIAL LAND & IMPROVEMENTS	Taxable Total: 40,200
				100%	Alberta School Foundation Fund	
7947000	NE-18-23-25-4	156.40 Acres				
	232070 RGE RD 255				I Individual	
	F	LAND & IMPROVEMENTS	T	1	FARMLAND	38,430
	R		T	103	RESIDENTIAL LAND & IMPROVEMENTS	303,840
					Taxable Total:	342,270



2019 Assessment Roll (Valuation Date 1-July, 2019) 2020 Taxation Year, Wheatland County

Assessment Year: 2019
Tax Year: 2020

Roll	Legal Address				Total
	R	E	901	RURAL RESIDENCE EXEMPTION (RAP)	61,540
	R	E	903	FARM BUILDING EXEMPT	3,190
			100%	Alberta School Foundation Fund	Exempt Total: 64,730
					Totals: 407,000
7948000	IRR65 RW OT NE-18-23-25-4 5.31 Acres			E Cntrl Ptn of Sec 18 & Rd All	
	232055 RGE RD 255			I Individual	
	R LAND & IMPROVEMENTS	T	103	RESIDENTIAL LAND & IMPROVEMENTS	567,100
	R	E	903	FARM BUILDING EXEMPT	4,900
			100%	Alberta School Foundation Fund	Totals: 572,000
7949000	NW-18-23-25-4 142.27 Acres			Northeast of Road	
				I Individual	
	F LAND	T	1	FARMLAND	Taxable Total: 43,520
			100%	Alberta School Foundation Fund	
7950000	NW-18-23-25-4 13.13 Acres			Southwest of Road	
	232056 RGE RD 260			I Individual	
	F LAND & IMPROVEMENTS	T	1	FARMLAND	990
	R	T	103	RESIDENTIAL LAND & IMPROVEMENTS	338,410
				Taxable Total:	339,400
	R	E	901	RURAL RESIDENCE EXEMPTION (RAP)	990
			100%	Alberta School Foundation Fund	Totals: 340,390
7951000	SE-18-23-25-4 1.98 Acres			NE PART OF ORIGINAL ROAD ALLOW	
				I Individual	
	R LAND	T	104	RESIDENTIAL VACANT LAND	Taxable Total: 6,600
			100%	Alberta School Foundation Fund	
7952000	1512716 1 1 SE-18-23-25-4 141.34 Acres			South of Road, North of Canal	
	232030 RGE RD 255			I Individual	
	F LAND & IMPROVEMENTS	T	1	FARMLAND	40,970
	R	T	103	RESIDENTIAL LAND & IMPROVEMENTS	442,360
				Taxable Total:	483,330
	R	E	901	RURAL RESIDENCE EXEMPTION (RAP)	61,540
			100%	Alberta School Foundation Fund	Totals: 544,870
7952010	SE-18-23-25-4 4.85 Acres			Southwest Corner North of Canl	
				I Individual	
	F LAND	T	1	FARMLAND	Taxable Total: 830
			100%	Alberta School Foundation Fund	



2019 Assessment Roll (Valuation Date 1-July, 2019) 2020 Taxation Year, Wheatland County

Assessment Year: 2019
Tax Year: 2020

Roll	Legal Address				Total
7952015	SE-18-23-25-4	0.93 Acres		EAST SIDE OF LSD 8 P Provincial	
	NR LAND		E 167 WESTERN IRRIGATION DIST EXEMPT 100% Alberta School Foundation Fund	Exempt Total:	1,150
7953000	SW-18-23-25-4	109.34 Acres		I Individual	
	F LAND		T 1 FARMLAND 100% Alberta School Foundation Fund	Taxable Total:	30,540
7953020	1110236 RW 23 W -18-23-25-4	21.41 Acres		CANAL, LSD 4 & 5 P Provincial	
	NR LAND		E 167 WESTERN IRRIGATION DIST EXEMPT 100% Alberta School Foundation Fund	Exempt Total:	138,270
7953500	IRR232 RW 23 SW-18-23-25-4	26.15 Acres		NW CORNER P Provincial	
	F LAND		T 1 FARMLAND 100% Alberta School Foundation Fund	Taxable Total:	3,250
7954000	SW-18-23-25-4 255063 TWP RD 232A	4.02 Acres		North Half LSD 5 I Individual	
	R LAND & IMPROVEMENTS		T 103 RESIDENTIAL LAND & IMPROVEMENTS 100% Alberta School Foundation Fund	Taxable Total:	370,200
7955000	SW-18-23-25-4	1.79 Acres		Ptn Rd Allow Adjng S Bnd SE&SW I Individual	
	F LAND		T 1 FARMLAND 100% Alberta School Foundation Fund	Taxable Total:	400
7956000	NE-19-23-25-4	159.00 Acres		C Corporation	
	F LAND		T 1 FARMLAND 100% The Golden Hills Reg. Div. 15	Taxable Total:	42,110
7957000	NW-19-23-25-4	159.00 Acres		C Corporation	
	F LAND		T 1 FARMLAND 100% The Golden Hills Reg. Div. 15	Taxable Total:	39,730
7958000	SE-19-23-25-4 255041 TWP RD 234	160.00 Acres		C Corporation	
	F LAND & IMPROVEMENTS		T 1 FARMLAND		41,810



2019 Assessment Roll (Valuation Date 1-July, 2019) 2020 Taxation Year, Wheatland County

Assessment Year: 2019
Tax Year: 2020

Roll	Legal Address					Total
	R		T	103	RESIDENTIAL LAND & IMPROVEMENTS	225,530
					Taxable Total:	267,340
	R		E	901	RURAL RESIDENCE EXEMPTION (RAP)	30,770
				100%	The Golden Hills Reg. Div. 15	Totals: 298,110
7959000	SW-19-23-25-4	124.54 Acres			N Hlf LSD 3&4 & All of LSD 5&6 C Corporation	
	F	LAND	T	1	FARMLAND	Taxable Total: 37,720
				100%	The Golden Hills Reg. Div. 15	
7960000	SW-19-23-25-4	28.90 Acres			South Half LSD 3 & 4 I Individual	
	F	LAND	T	1	FARMLAND	Taxable Total: 7,870
				100%	Alberta School Foundation Fund	
7960010	1210076 1 1 SW-19-23-25-4	6.56 Acres			SW CORNER	
		232083 RGE RD 260			I Individual	
	F	LAND & IMPROVEMENTS	T	1	FARMLAND	590
	R		T	103	RESIDENTIAL LAND & IMPROVEMENTS	354,410
					Taxable Total:	355,000
	R		E	901	RURAL RESIDENCE EXEMPTION (RAP)	590
				100%	Alberta School Foundation Fund	Totals: 355,590
7961000	NE-20-23-25-4	69.67 Acres			RV Storage Site	
		254027 TWP RD 234			I Individual	
	F	LAND & IMPROVEMENTS	T	1	FARMLAND	17,250
	R		T	103	RESIDENTIAL LAND & IMPROVEMENTS	326,650
	NR		T	105	NON-RESEIDENTIAL LAND & IMPROVEMENTS	188,370
					Taxable Total:	532,270
	R		E	901	RURAL RESIDENCE EXEMPTION (RAP)	17,250
				100%	Alberta School Foundation Fund	Totals: 549,520
7961010	1312653 1 1 NE-20-23-25-4	3.00 Acres			N.E. Corner	
		233082 RGE RD 254			I Individual	
	R	LAND & IMPROVEMENTS	T	103	RESIDENTIAL LAND & IMPROVEMENTS	491,700
	R		E	903	FARM BUILDING EXEMPT	23,340
				100%	Alberta School Foundation Fund	Totals: 515,040
7961020	1312653 1 2 NE-20-23-25-4	3.00 Acres			Central Part LSD 16	
		233076 RGE RD 254			I Individual	
	R	LAND & IMPROVEMENTS	T	103	RESIDENTIAL LAND & IMPROVEMENTS	Taxable Total: 418,100
				100%	Alberta School Foundation Fund	



2019 Assessment Roll (Valuation Date 1-July, 2019) 2020 Taxation Year, Wheatland County

Assessment Year: 2019
Tax Year: 2020

Roll	Legal Address	Total
7961100	1510850 2 1 NE-20-23-25-4 80.00 Acres	South Half I Individual
	F LAND T 1 FARMLAND 100% Alberta School Foundation Fund	Taxable Total: 20,040
7962000	NW-20-23-25-4 159.00 Acres	I Individual
	F LAND T 1 FARMLAND 100% Alberta School Foundation Fund	Taxable Total: 28,220
7963000	1210884 1 1 SE-20-23-25-4 127.19 Acres	All the portion North of Canal I Individual
	F LAND T 1 FARMLAND 100% Alberta School Foundation Fund	Taxable Total: 33,660
7964000	SE-20-23-25-4 20.70 Acres 233006 RGE RD 254	South east of Canal I Individual
	F LAND & IMPROVEMENTS T 1 FARMLAND	1,820
	R T 103 RESIDENTIAL LAND & IMPROVEMENTS	829,280
	R E 901 RURAL RESIDENCE EXEMPTION (RAP) 100% Alberta School Foundation Fund	Taxable Total: 831,100 1,820
		Totals: 832,920
7964010	IRR65 RW 23 W -17-23-25-4 50.35 Acres	SW17=12.4;NW17=12.1;NE17=11.6; P Provincial
	NR LAND E 167 WESTERN IRRIGATION DIST EXEMPT 100% Alberta School Foundation Fund	Exempt Total: 107,310
7965000	SW-20-23-25-4 153.70 Acres	I Individual
	F LAND T 1 FARMLAND 100% Alberta School Foundation Fund	Taxable Total: 35,100
7965010	9612222 1 SW-20-23-25-4 6.18 Acres 233027 RGE RD 255	Northwest Portion I Individual
	F LAND & IMPROVEMENTS T 1 FARMLAND	670
	R T 103 RESIDENTIAL LAND & IMPROVEMENTS	451,730
	R E 901 RURAL RESIDENCE EXEMPTION (RAP) 100% Alberta School Foundation Fund	Taxable Total: 452,400 670
		Totals: 453,070
7966000	NE-21-23-25-4 148.44 Acres	I Individual



2019 Assessment Roll (Valuation Date 1-July, 2019) 2020 Taxation Year, Wheatland County

Assessment Year: 2019
Tax Year: 2020

Roll	Legal Address				Total
	F LAND	T 1	FARMLAND	Taxable Total:	26,440
			100% Alberta School Foundation Fund		
7966010	1710444 1 1 NE-21-23-25-4 3.00 Acres 233052 RGE RD 253			175M north of SE corner I Individual	
	R LAND & IMPROVEMENTS	T 103	RESIDENTIAL LAND & IMPROVEMENTS	Taxable Total:	229,000
			100% Alberta School Foundation Fund		
7966020	1710444 1 2 NE-21-23-25-4 3.00 Acres 233050 RGE RD 253			50M north of SE corner I Individual	
	R LAND & IMPROVEMENTS	T 103	RESIDENTIAL LAND & IMPROVEMENTS	Taxable Total:	524,900
			100% Alberta School Foundation Fund		
7967000	NE-21-23-25-4 4.57 Acres 233076 RGE RD 253			Northeast Corner I Individual	
	F LAND & IMPROVEMENTS	T 1	FARMLAND		130
	R	T 103	RESIDENTIAL LAND & IMPROVEMENTS		345,170
				Taxable Total:	345,300
	R	E 901	RURAL RESIDENCE EXEMPTION (RAP)		130
			100% Alberta School Foundation Fund	Totals:	345,430
7968000	NW-21-23-25-4 148.42 Acres 233057 RGE RD 254			I Individual	
	F LAND & IMPROVEMENTS	T 1	FARMLAND		23,070
	R	T 103	RESIDENTIAL LAND & IMPROVEMENTS		391,930
				Taxable Total:	415,000
	R	E 901	RURAL RESIDENCE EXEMPTION (RAP)		23,070
	R	E 903	FARM BUILDING EXEMPT		109,300
			100% Alberta School Foundation Fund	Exempt Total:	132,370
				Totals:	547,370
7968010	IRR65 RW 23 NW-21-23-25-4 20.66 Acres			LSD 5,12,13 P Provincial	
	NR LAND	E 167	WESTERN IRRIGATION DIST EXEMPT	Exempt Total:	133,430
			100% Alberta School Foundation Fund		
7969000	SE-21-23-25-4 145.99 Acres			I Individual	
	F LAND	T 1	FARMLAND	Taxable Total:	21,160
			100% Alberta School Foundation Fund		
7969010	1012037 1 1 SE-21-23-25-4 4.75 Acres 233026 RGE RD 253			SE CORNER LSD 8 I Individual	



2019 Assessment Roll (Valuation Date 1-July, 2019) 2020 Taxation Year, Wheatland County

Assessment Year: 2019
Tax Year: 2020

Roll	Legal Address				Total
7969500	F	LAND & IMPROVEMENTS	T	1 FARMLAND	270
	R		T	103 RESIDENTIAL LAND & IMPROVEMENTS	463,830
	Taxable Total:				464,100
	R		E	901 RURAL RESIDENCE EXEMPTION (RAP)	270
7969500	1110446 RW 23 SE-21-23-25-4 2.26 Acres				464,370
	100% Alberta School Foundation Fund				Totals:
	Irrigation Canal C Corporation				
	NR	LAND	E	167 WESTERN IRRIGATION DIST EXEMPT	2,790
7970000	SW-21-23-25-4 112.66 Acres				
	100% Alberta School Foundation Fund				Exempt Total:
					I Individual
7970010	F	LAND	T	1 FARMLAND	18,880
	100% Alberta School Foundation Fund				Taxable Total:
	8410078 RW 23 SW-21-23-25-4 6.01 Acres				
					CANAL R-O-W C Corporation
7970020	NR	LAND	E	167 WESTERN IRRIGATION DIST EXEMPT	94,160
	100% Alberta School Foundation Fund				Exempt Total:
					South of Canal I Individual
7971000	F	LAND & IMPROVEMENTS	T	1 FARMLAND	3,630
	R		T	103 RESIDENTIAL LAND & IMPROVEMENTS	1,126,970
	Taxable Total:				1,130,600
	R		E	901 RURAL RESIDENCE EXEMPTION (RAP)	27,850
7971000	R		E	903 FARM BUILDING EXEMPT	64,080
	100% Christ The Redeemer Reg. 3				Exempt Total:
					91,930
					Totals:
7971000	0013149 6 NE-22-23-25-4 146.38 Acres				1,222,530
	233058 HWY 817				
					C Corporation
	F	LAND & IMPROVEMENTS	T	1 FARMLAND	23,120
7971005	R		T	101 RESIDENTIAL IMPROVEMENT NIL RAP ALLOW	171,600
	R		T	103 RESIDENTIAL LAND & IMPROVEMENTS	215,000
	Taxable Total:				409,720
	R		E	903 FARM BUILDING EXEMPT	22,070
7971005	0013149 5 NE-22-23-25-4 9.99 Acres				431,790
	233074A HWY 817				Totals:
					NORTHEASTERLY PORTION I Individual
	F	LAND & IMPROVEMENTS	T	1 FARMLAND	1,590



2019 Assessment Roll (Valuation Date 1-July, 2019) 2020 Taxation Year, Wheatland County

Assessment Year: 2019
Tax Year: 2020

Roll	Legal Address					Total
	R		T	103	RESIDENTIAL LAND & IMPROVEMENTS	706,010
					Taxable Total:	707,600
	R		E	901	RURAL RESIDENCE EXEMPTION (RAP)	1,590
				100%	Alberta School Foundation Fund	Totals: 709,190
7972000	9612280 4	NE-22-23-25-4 2.62 Acres			Northeast Corner Trucking Company	
		233078 HWY 817			I Individual	
	R	LAND & IMPROVEMENTS	T	103	RESIDENTIAL LAND & IMPROVEMENTS	530,920
	NR		T	105	NON-RESEIDENTIAL LAND & IMPROVEMENTS	41,480
				100%	Alberta School Foundation Fund	Taxable Total: 572,400
7973000	NW-22-23-25-4	148.96 Acres				
					I Individual	
	F	LAND	T	1	FARMLAND	Taxable Total: 23,440
				100%	Alberta School Foundation Fund	
7974000	NW-22-23-25-4	9.99 Acres			Northeast Corner	
		252053 TWP RD 234			I Individual	
	F	LAND & IMPROVEMENTS	T	1	FARMLAND	740
	R		T	103	RESIDENTIAL LAND & IMPROVEMENTS	356,860
					Taxable Total:	357,600
	R		E	901	RURAL RESIDENCE EXEMPTION (RAP)	740
	R		E	903	FARM BUILDING EXEMPT	40,290
				100%	Alberta School Foundation Fund	Exempt Total: 41,030
					Totals:	398,630
7975000	SE-22-23-25-4	159.01 Acres				
					I Individual	
	F	LAND	T	1	FARMLAND	Taxable Total: 33,770
				100%	Alberta School Foundation Fund	
7976000	SW-22-23-25-4	160.00 Acres				
					I Individual	
	F	LAND	T	1	FARMLAND	Taxable Total: 33,000
				100%	Alberta School Foundation Fund	
7977000	NE-23-23-25-4	160.00 Acres				
					C Corporation	
	F	LAND	T	1	FARMLAND	Taxable Total: 23,270
				100%	Alberta School Foundation Fund	
7978000	NW-23-23-25-4	158.00 Acres				
					C Corporation	



2019 Assessment Roll (Valuation Date 1-July, 2019) 2020 Taxation Year, Wheatland County

Assessment Year: 2019
Tax Year: 2020

Roll	Legal Address					Total
	F	LAND	T	1	FARMLAND	Taxable Total: 30,730
					100% Alberta School Foundation Fund	
7979000	SE-23-23-25-4	160.00 Acres				C Corporation
	F	LAND	T	1	FARMLAND	23,560
	R		T	104	RESIDENTIAL VACANT LAND	7,700
					100% Alberta School Foundation Fund	Taxable Total: 31,260
7980000	SW-23-23-25-4	159.00 Acres				C Corporation
	F	LAND	T	1	FARMLAND	Taxable Total: 34,020
					100% Alberta School Foundation Fund	
7981000	NE-24-23-25-4	160.00 Acres				I Individual
	F	LAND	T	1	FARMLAND	Taxable Total: 14,900
					100% Alberta School Foundation Fund	
7982000	NW-24-23-25-4	160.00 Acres				I Individual
	F	LAND	T	1	FARMLAND	Taxable Total: 14,250
					100% Alberta School Foundation Fund	
7983000	SE-24-23-25-4	160.00 Acres				I Individual
	F	LAND	T	1	FARMLAND	Taxable Total: 16,490
					100% Alberta School Foundation Fund	
7984000	SW-24-23-25-4	160.00 Acres				I Individual
	F	LAND	T	1	FARMLAND	Taxable Total: 14,220
					100% Alberta School Foundation Fund	
7986000	NE-25-23-25-4	71.12 Acres				Northeast of Railway I Individual
	F	LAND	T	1	FARMLAND	Taxable Total: 7,490
					100% Alberta School Foundation Fund	
7986010	RY11 RLY 23 E -25-23-25-4	16.57 Acres				Portion SE & NE M Municipal
	NR	LAND	E	162	OTHER MUNICIPAL EXEMPT	Exempt Total: 192,450
					100% Alberta School Foundation Fund	



2019 Assessment Roll (Valuation Date 1-July, 2019) 2020 Taxation Year, Wheatland County

Assessment Year: 2019
Tax Year: 2020

Roll	Legal Address				Total
7988000	N -25-23-25-4	223.33 Acres		WEST OF RAILWAY I Individual	
	F LAND & IMPROVEMENTS		T 1 FARMLAND		26,990
	R		T 103 RESIDENTIAL LAND & IMPROVEMENTS		608,810
				Taxable Total:	635,800
	R		E 901 RURAL RESIDENCE EXEMPTION (RAP)		26,990
	R		E 903 FARM BUILDING EXEMPT		93,900
			100% Alberta School Foundation Fund	Exempt Total:	120,890
				Totals:	756,690
7989000	SE-25-23-25-4	159.28 Acres		I Individual	
	F LAND		T 1 FARMLAND	Taxable Total:	13,590
			100% Alberta School Foundation Fund		
7990000	SW-25-23-25-4	160.00 Acres		I Individual	
	F LAND		T 1 FARMLAND	Taxable Total:	13,750
			100% Alberta School Foundation Fund		
7991000	NE-26-23-25-4	128.38 Acres		I Individual	
	F LAND		T 1 FARMLAND	Taxable Total:	19,420
			100% Alberta School Foundation Fund		
7991010	0112994 1 1	NE-26-23-25-4 13.84 Acres		NORTHEAST CORNER I Individual	
	F LAND		T 1 FARMLAND	Taxable Total:	1,440
			100% Alberta School Foundation Fund		
7991020	0813127 2 1	NE-26-23-25-4 3.70 Acres		NW CORNER LSD 16 I Individual	
	F LAND		T 1 FARMLAND	Taxable Total:	310
			100% Alberta School Foundation Fund		
7991030	0813127 2 2	NE-26-23-25-4 11.81 Acres		SE CORNER LSD 16 I Individual	
	F LAND		T 1 FARMLAND	Taxable Total:	1,450
			100% Alberta School Foundation Fund		
7992000	NW-26-23-25-4	144.00 Acres		I Individual	
	F LAND		T 1 FARMLAND	Taxable Total:	26,280



2019 Assessment Roll (Valuation Date 1-July, 2019) 2020 Taxation Year, Wheatland County

Assessment Year: 2019
Tax Year: 2020

Roll	Legal Address					Total
100% Christ The Redeemer Reg. 3						
7992010	1612644 1 1 NW-26-23-25-4 15.00 Acres 234065 HWY 817	NW corner I Individual				
	F LAND & IMPROVEMENTS	T	1	FARMLAND		1,820
	R	T	103	RESIDENTIAL LAND & IMPROVEMENTS		533,680
		Taxable Total:				535,500
	R	E	901	RURAL RESIDENCE EXEMPTION (RAP)		1,820
		100% Alberta School Foundation Fund				
		Totals:				537,320
7993000	SE-26-23-25-4 147.00 Acres 251026A TWP RD 234	I Individual				
	F LAND & IMPROVEMENTS	T	1	FARMLAND		14,840
	R	T	103	RESIDENTIAL LAND & IMPROVEMENTS		1,479,780
		Taxable Total:				1,494,620
	R	E	901	RURAL RESIDENCE EXEMPTION (RAP)		41,120
		100% Christ The Redeemer Reg. 3				
		Totals:				1,535,740
7993010	9611150 1 SE-26-23-25-4 13.00 Acres 251040 TWP RD 234	Southwest Corner I Individual				
	F LAND & IMPROVEMENTS	T	1	FARMLAND		820
	R	T	103	RESIDENTIAL LAND & IMPROVEMENTS		443,280
		Taxable Total:				444,100
	R	E	901	RURAL RESIDENCE EXEMPTION (RAP)		820
	R	E	903	FARM BUILDING EXEMPT		10,500
		100% The Golden Hills Reg. Div. 15				
		Exempt Total:				11,320
		Totals:				455,420
7994000	SW-26-23-25-4 155.00 Acres	I Individual				
	F LAND	T	1	FARMLAND		
		100% Alberta School Foundation Fund				
		Taxable Total:				24,850
7994010	9610489 1 SW-26-23-25-4 3.00 Acres 251076 TWP RD 234	Southwest corner Rod N Restro's I Individual				
	R LAND & IMPROVEMENTS	T	103	RESIDENTIAL LAND & IMPROVEMENTS		669,630
	NR	T	105	NON-RESEIDENTIAL LAND & IMPROVEMENTS		305,100
		100% Alberta School Foundation Fund				
		Taxable Total:				974,730
7995000	0513696 3 1 E -27-23-25-4 216.28 Acres 234082 HWY 817	NE 106.46ac, SE 109.06ac I Individual				
	F LAND & IMPROVEMENTS	T	1	FARMLAND		29,730
	R	T	103	RESIDENTIAL LAND & IMPROVEMENTS		572,870



2019 Assessment Roll (Valuation Date 1-July, 2019) 2020 Taxation Year, Wheatland County

Assessment Year: 2019
Tax Year: 2020

Roll	Legal Address				Total
				Taxable Total:	602,600
	R	E 901	RURAL RESIDENCE EXEMPTION (RAP)		41,410
	R	E 903	FARM BUILDING EXEMPT		15,720
		100%	Alberta School Foundation Fund	Exempt Total:	57,130
				Totals:	659,730
7995010	9511227 1 E -27-23-25-4 82.38 Acres 234038A HWY 817			LSD 8, 9 & SW Port'n LSD 16 G&R Equine Centre & Horse Boarding I Individual	
	F LAND & IMPROVEMENTS	T 1	FARMLAND		7,900
	R	T 103	RESIDENTIAL LAND & IMPROVEMENTS		333,670
	NR	T 105	NON-RESEIDENTIAL LAND & IMPROVEMENTS		217,570
				Taxable Total:	559,140
	R	E 901	RURAL RESIDENCE EXEMPTION (RAP)		7,900
	R	E 903	FARM BUILDING EXEMPT		145,580
		100%	Alberta School Foundation Fund	Exempt Total:	153,480
				Totals:	712,620
7996000	9711849 2 1 NE-27-23-25-4 5.24 Acres 234066 HWY 817			South Portion of LSD 16 Commercial Shop C Corporation	
	NR LAND & IMPROVEMENTS	T 105	NON-RESEIDENTIAL LAND & IMPROVEMENTS	Taxable Total:	739,910
		100%	Alberta School Foundation Fund		
7996010	9711849 2 2 NE-27-23-25-4 4.30 Acres 234062 HWY 817			South Portion of LSD 16 I Individual	
	R LAND & IMPROVEMENTS	T 103	RESIDENTIAL LAND & IMPROVEMENTS	Taxable Total:	562,000
		100%	Alberta School Foundation Fund		
7998000	NW-27-23-25-4 80.00 Acres			North Half LSD 11, 12 & 14 I Individual	
	F LAND	T 1	FARMLAND	Taxable Total:	10,770
		100%	The Golden Hills Reg. Div. 15		
7999000	NW-27-23-25-4 40.00 Acres 234063B RGE RD 253			South Half LSD 11 & 12 I Individual	
	F LAND & IMPROVEMENTS	T 1	FARMLAND		4,310
	R	T 103	RESIDENTIAL LAND & IMPROVEMENTS		370,730
				Taxable Total:	375,040
	R	E 901	RURAL RESIDENCE EXEMPTION (RAP)		30,770
		100%	The Golden Hills Reg. Div. 15	Totals:	405,810
8000000	NW-27-23-25-4 40.00 Acres 234063A RGE RD 253			LSD 13 I Individual	
	F LAND & IMPROVEMENTS	T 1	FARMLAND		4,960



2019 Assessment Roll (Valuation Date 1-July, 2019) 2020 Taxation Year, Wheatland County

Assessment Year: 2019
Tax Year: 2020

Roll	Legal Address				Total
	R	T 103	RESIDENTIAL LAND & IMPROVEMENTS		382,830
				Taxable Total:	387,790
	R	E 901	RURAL RESIDENCE EXEMPTION (RAP)		30,770
	R	E 903	FARM BUILDING EXEMPT		22,900
		100%	Alberta School Foundation Fund	Exempt Total:	53,670
				Totals:	441,460
8001000	0513693 2 1 SE-27-23-25-4 8.44 Acres 234014 HWY 817			MIDDLE EAST OF LSD 1 I Individual	
	F LAND & IMPROVEMENTS	T 1	FARMLAND		530
	R	T 103	RESIDENTIAL LAND & IMPROVEMENTS		696,570
				Taxable Total:	697,100
	R	E 901	RURAL RESIDENCE EXEMPTION (RAP)		530
		100%	Alberta School Foundation Fund	Totals:	697,630
8002000	SW-27-23-25-4 79.00 Acres 252054 TWP RD 234			LSD 3 & 4 I Individual	
	F LAND & IMPROVEMENTS	T 1	FARMLAND		12,960
	R	T 103	RESIDENTIAL LAND & IMPROVEMENTS		455,340
				Taxable Total:	468,300
	R	E 901	RURAL RESIDENCE EXEMPTION (RAP)		12,960
	R	E 903	FARM BUILDING EXEMPT		4,000
		100%	Alberta School Foundation Fund	Exempt Total:	16,960
				Totals:	485,260
8003000	SW-27-23-25-4 40.00 Acres 234021 RGE RD 253			South Half LSD 5 & 6 I Individual	
	F LAND & IMPROVEMENTS	T 1	FARMLAND		6,120
	R	T 103	RESIDENTIAL LAND & IMPROVEMENTS		788,780
				Taxable Total:	794,900
	R	E 901	RURAL RESIDENCE EXEMPTION (RAP)		6,120
	R	E 903	FARM BUILDING EXEMPT		16,870
		100%	Alberta School Foundation Fund	Exempt Total:	22,990
				Totals:	817,890
8004000	SW-27-23-25-4 40.00 Acres 234033 RGE RD 253			North Half 5 & 6 Tullamore Retreat Centre I Individual	
	F LAND & IMPROVEMENTS	T 1	FARMLAND		5,000
	R	T 103	RESIDENTIAL LAND & IMPROVEMENTS		931,920
				Taxable Total:	936,920
	R	E 901	RURAL RESIDENCE EXEMPTION (RAP)		5,000
	R	E 903	FARM BUILDING EXEMPT		8,280
				Exempt Total:	13,280



2019 Assessment Roll (Valuation Date 1-July, 2019) 2020 Taxation Year, Wheatland County

Assessment Year: 2019
Tax Year: 2020

Roll	Legal Address	100% Alberta School Foundation Fund				Total
8005000	NE-28-23-25-4 82.50 Acres	Totals:				950,200
		Southernly Portion I Individual				
	F LAND & IMPROVEMENTS	T	1	FARMLAND		7,440
	R	T	103	RESIDENTIAL LAND & IMPROVEMENTS		174,400
		100% Alberta School Foundation Fund				Taxable Total: 181,840
8005005	1812491 3 2 NE-28-23-25-4 61.33 Acres	Northernly Portion I Individual				
	F LAND	T	1	FARMLAND	Taxable Total:	3,220
		100% Alberta School Foundation Fund				
8005010	1513301 2 1 NE-28-23-25-4 4.33 Acres 234060 RGE RD 253	SW part LSD 16 I Individual				
	F LAND & IMPROVEMENTS	T	1	FARMLAND		140
	R	T	103	RESIDENTIAL LAND & IMPROVEMENTS		531,760
		Taxable Total:				531,900
	R	E	901	RURAL RESIDENCE EXEMPTION (RAP)		140
		100% Alberta School Foundation Fund				Totals: 532,040
8006000	NE-28-23-25-4 5.02 Acres 234080 RGE RD 253	Northeast Corner LSD 16 I Individual				
	F LAND & IMPROVEMENTS	T	1	FARMLAND		170
	R	T	103	RESIDENTIAL LAND & IMPROVEMENTS		1,471,880
		Taxable Total:				1,472,050
	R	E	901	RURAL RESIDENCE EXEMPTION (RAP)		170
	R	E	903	FARM BUILDING EXEMPT		13,250
		100% Alberta School Foundation Fund				Exempt Total: 13,420
		Totals:				1,485,470
8006010	9511278 1 NE-28-23-25-4 4.82 Acres 234062 RGE RD 253	Southeast Half LSD 16 I Individual				
	R LAND & IMPROVEMENTS	T	103	RESIDENTIAL LAND & IMPROVEMENTS	Taxable Total:	498,100
		100% Alberta School Foundation Fund				
8007000	NW-28-23-25-4 159.74 Acres	I Individual				
	F LAND	T	1	FARMLAND	Taxable Total:	19,720
		100% Alberta School Foundation Fund				
8008000	SE-28-23-25-4 143.50 Acres 253022A TWP RD 234	Alberta Tree Movers C Corporation				



2019 Assessment Roll (Valuation Date 1-July, 2019) 2020 Taxation Year, Wheatland County

Assessment Year: 2019
Tax Year: 2020

Roll	Legal Address				Total
8008010	F	LAND & IMPROVEMENTS	T	1 FARMLAND	26,040
	R		T	103 RESIDENTIAL LAND & IMPROVEMENTS	292,220
	NR		T	105 NON-RESEIDENTIAL LAND & IMPROVEMENTS	555,120
	Taxable Total:				873,380
	R		E	901 RURAL RESIDENCE EXEMPTION (RAP)	47,180
	R		E	903 FARM BUILDING EXEMPT	262,310
	100% Alberta School Foundation Fund				309,490
	Exempt Total:				1,182,870
	Totals:				
	NORTHEAST CORNER				
8009000	9810090 1 SE-28-23-25-4 15.50 Acres				
	234036 RGE RD 253				
	F	LAND & IMPROVEMENTS	T	1 FARMLAND	1,320
	R		T	103 RESIDENTIAL LAND & IMPROVEMENTS	570,880
	Taxable Total:				572,200
	R		E	901 RURAL RESIDENCE EXEMPTION (RAP)	1,320
	R		E	903 FARM BUILDING EXEMPT	43,120
	100% Christ The Redeemer Reg. 3				44,440
	Exempt Total:				616,640
	Totals:				
8010000	SW-28-23-25-4 100.39 Acres				
	253056 TWP RD 234				
	F	LAND & IMPROVEMENTS	T	1 FARMLAND	16,710
	R		E	903 FARM BUILDING EXEMPT	1,705,840
	100% Alberta School Foundation Fund				
	Totals:				1,722,550
	LSD 4, 5 & 6				
	I Individual				
	LSD 3				
	I Individual				
8011000	F	LAND	T	1 FARMLAND	2,560
	100% Alberta School Foundation Fund				
	Taxable Total:				
	C Corporation				
	F	LAND	T	1 FARMLAND	31,250
	100% Alberta School Foundation Fund				
	Taxable Total:				
	CANAL RIGHT OF WAY				
	C Corporation				
	NR	LAND	E	167 WESTERN IRRIGATION DIST EXEMPT	65,620
8011015	1110248 RW 23 SE-29-23-25-4 1.03 Acres				
	CANAL WIDENING ON SW OF CANAL				
	C Corporation				
	NR	LAND	E	167 WESTERN IRRIGATION DIST EXEMPT	1,270
	Exempt Total:				
	100% Alberta School Foundation Fund				
	Exempt Total:				
	100% Alberta School Foundation Fund				
	Exempt Total:				
	100% Alberta School Foundation Fund				



2019 Assessment Roll (Valuation Date 1-July, 2019) 2020 Taxation Year, Wheatland County

Assessment Year: 2019
Tax Year: 2020

Roll	Legal Address					Total
			100% Alberta School Foundation Fund			
8011020	NE-29-23-25-4	1.20 Acres			EAST SIDE OF LSD 16 & 9 P Provincial	
	NR LAND		E 167	WESTERN IRRIGATION DIST EXEMPT	Exempt Total:	1,480
			100% Alberta School Foundation Fund			
8012000	NW-29-23-25-4	160.00 Acres			C Corporation	
	F LAND		T 1	FARMLAND	Taxable Total:	41,310
			100% Alberta School Foundation Fund			
8013000	SE-29-23-25-4	110.67 Acres			West of Canal C Corporation	
	F LAND		T 1	FARMLAND	Taxable Total:	25,970
			100% Alberta School Foundation Fund			
8014000	SE-29-23-25-4	11.40 Acres			East of Canal in the NE Corner I Individual	
	F LAND		T 1	FARMLAND	Taxable Total:	1,190
			100% Alberta School Foundation Fund			
8015000	SW-29-23-25-4	159.00 Acres			I Individual	
	F LAND		T 1	FARMLAND	Taxable Total:	43,420
			100% Alberta School Foundation Fund			
8016000	NE-30-23-25-4	160.00 Acres			C Corporation	
	F LAND		T 1	FARMLAND	Taxable Total:	42,020
			100% The Golden Hills Reg. Div. 15			
8017000	NW-30-23-25-4	160.00 Acres			C Corporation	
	F LAND		T 1	FARMLAND	Taxable Total:	37,320
			100% The Golden Hills Reg. Div. 15			
8018000	SE-30-23-25-4	156.13 Acres			I Individual	
	F LAND		T 1	FARMLAND	Taxable Total:	38,260
			100% Alberta School Foundation Fund			
8018010	9813320 1 SE-30-23-25-4 2.86 Acres 234006 RGE RD 255				SE CORNER Grader storage County Glenmore Grader Shop M Municipal	



2019 Assessment Roll (Valuation Date 1-July, 2019) 2020 Taxation Year, Wheatland County

Assessment Year: 2019
Tax Year: 2020

Roll	Legal Address					Total
	NR	LAND & IMPROVEMENTS		E 155 WHEATLAND COUNTY EXEMPT	Exempt Total:	355,730
				100% Alberta School Foundation Fund		
8019000	SW-30-23-25-4	156.00 Acres			I Individual	
	F	LAND		T 1 FARMLAND	Taxable Total:	37,500
				100% The Golden Hills Reg. Div. 15		
8019010	0712616 1 1	SW-30-23-25-4	3.00 Acres		SW corner LSD 4	
		234003 RGE RD 260			I Individual	
	R	LAND & IMPROVEMENTS		T 103 RESIDENTIAL LAND & IMPROVEMENTS	Taxable Total:	541,400
				100% Alberta School Foundation Fund		
8020000	NE-31-23-25-4	160.00 Acres			I Individual	
	F	LAND		T 1 FARMLAND	Taxable Total:	16,840
				100% Alberta School Foundation Fund		
8021000	NW-31-23-25-4	160.00 Acres			I Individual	
		255077 TWP RD 240				
	F	LAND & IMPROVEMENTS		T 1 FARMLAND		22,250
	R			T 103 RESIDENTIAL LAND & IMPROVEMENTS		317,200
					Taxable Total:	339,450
	R			E 903 FARM BUILDING EXEMPT		6,170
				100% Alberta School Foundation Fund	Totals:	345,620
8022000	SE-31-23-25-4	160.00 Acres			I Individual	
	F	LAND		T 1 FARMLAND	Taxable Total:	30,230
				100% Alberta School Foundation Fund		
8023000	SW-31-23-25-4	160.00 Acres			I Individual	
	F	LAND		T 1 FARMLAND	Taxable Total:	29,380
				100% The Golden Hills Reg. Div. 15		
8024000	NE-32-23-25-4	23.09 Acres			E1/2 LSD 10 & SE part LSD 15	
		10 254025 TWP RD 240			I Individual	
	F	LAND & IMPROVEMENTS		T 1 FARMLAND		4,110
	R			T 103 RESIDENTIAL LAND & IMPROVEMENTS		850,490
					Taxable Total:	854,600
	R			E 901 RURAL RESIDENCE EXEMPTION (RAP)		4,110
					Totals:	858,710



2019 Assessment Roll (Valuation Date 1-July, 2019) 2020 Taxation Year, Wheatland County

Assessment Year: 2019
Tax Year: 2020

Roll	Legal Address	100% Alberta School Foundation Fund			Total
8024010	1310840 3 1 NE-32-23-25-4 3.60 Acres 2 254025 TWP RD 240	NW part of LSD 15 I Individual			
	R LAND & IMPROVEMENTS	T 103	RESIDENTIAL LAND & IMPROVEMENTS	Taxable Total:	773,800
		100% Alberta School Foundation Fund			
8024020	1310840 3 2 NE-32-23-25-4 3.51 Acres 6 254025 TWP RD 240	SW part of LSD 15 I Individual			
	R LAND & IMPROVEMENTS	T 103	RESIDENTIAL LAND & IMPROVEMENTS	Taxable Total:	588,600
		100% Alberta School Foundation Fund			
8024030	1310840 3 3 NE-32-23-25-4 3.60 Acres 1 254025 TWP RD 240	NE corner of LSD 15 I Individual			
	R LAND & IMPROVEMENTS	T 103	RESIDENTIAL LAND & IMPROVEMENTS	Taxable Total:	744,900
		100% Alberta School Foundation Fund			
8024040	1310840 3 4 NE-32-23-25-4 3.51 Acres 5 254025 TWP RD 240	SE corner LSD 15 I Individual			
	R LAND & IMPROVEMENTS	T 103	RESIDENTIAL LAND & IMPROVEMENTS	Taxable Total:	605,800
		100% Alberta School Foundation Fund			
8025000	0813471 1 2 NE-32-23-25-4 36.97 Acres 254015 TWP RD 240	WEST PART LSD 16 & 9 I Individual			
	F LAND & IMPROVEMENTS	T 1	FARMLAND		6,940
	R	T 103	RESIDENTIAL LAND & IMPROVEMENTS		228,460
		Taxable Total:			235,400
	R	E 901	RURAL RESIDENCE EXEMPTION (RAP)		6,940
	R	E 903	FARM BUILDING EXEMPT		1,820
		100% Alberta School Foundation Fund			
		Exempt Total:			8,760
		Totals:			244,160
8025010	0813471 1 1 NE-32-23-25-4 3.00 Acres 254011 TWP RD 240	N CENTRAL PORTION OF LSD 16 I Individual			
	R LAND & IMPROVEMENTS	T 103	RESIDENTIAL LAND & IMPROVEMENTS	Taxable Total:	596,400
		100% Alberta School Foundation Fund			
8026000	NE-32-23-25-4 20.81 Acres 235068 RGE RD 254	LSD 16 I Individual			
	F LAND & IMPROVEMENTS	T 1	FARMLAND		3,640
	R	T 103	RESIDENTIAL LAND & IMPROVEMENTS		519,350
		Taxable Total:			522,990
	R	E 901	RURAL RESIDENCE EXEMPTION (RAP)		3,640
	R	E 903	FARM BUILDING EXEMPT		152,070



2019 Assessment Roll (Valuation Date 1-July, 2019) 2020 Taxation Year, Wheatland County

Assessment Year: 2019
Tax Year: 2020

Roll	Legal Address				Total
		100% Alberta School Foundation Fund	Exempt Total:	155,710	
			Totals:	678,700	
8026001	1312528 4 1 NE-32-23-25-4 5.65 Acres 1 235056 RGE RD 254		SE Corner I Individual		
	R LAND & IMPROVEMENTS	T 103 RESIDENTIAL LAND & IMPROVEMENTS 100% Alberta School Foundation Fund	Taxable Total:	1,021,500	
8026002	1312528 4 2 NE-32-23-25-4 5.66 Acres 5 235056 RGE RD 254		101.39 West of SE Corner I Individual		
	R LAND & IMPROVEMENTS	T 103 RESIDENTIAL LAND & IMPROVEMENTS 100% Alberta School Foundation Fund	Taxable Total:	668,800	
8026003	1312528 4 3 NE-32-23-25-4 3.12 Acres 6 235056 RGE RD 254		NW part of LSD 9 I Individual		
	R LAND & IMPROVEMENTS	T 103 RESIDENTIAL LAND & IMPROVEMENTS 100% Alberta School Foundation Fund	Taxable Total:	699,700	
8026004	1312528 4 4 NE-32-23-25-4 3.11 Acres 2 235056 RGE RD 254		NE part LSD 9 I Individual		
	R LAND & IMPROVEMENTS	T 103 RESIDENTIAL LAND & IMPROVEMENTS 100% Alberta School Foundation Fund	Taxable Total:	721,500	
8027000	NE-32-23-25-4 24.50 Acres		SW CORNER I Individual		
	F LAND	T 1 FARMLAND 100% Alberta School Foundation Fund	Taxable Total:	5,010	
8027010	1012666 2 1 NE-32-23-25-4 7.30 Acres 254035A TWP RD 240		NW CORNER I Individual		
	F LAND & IMPROVEMENTS	T 1 FARMLAND		620	
	R	T 103 RESIDENTIAL LAND & IMPROVEMENTS		554,980	
			Taxable Total:	555,600	
	R	E 901 RURAL RESIDENCE EXEMPTION (RAP) 100% Alberta School Foundation Fund		620	
			Totals:	556,220	
8027020	1012666 2 2 NE-32-23-25-4 7.30 Acres 254035B TWP RD 240		163m S of NW CORNER I Individual		
	F LAND & IMPROVEMENTS	T 1 FARMLAND		620	
	R	T 103 RESIDENTIAL LAND & IMPROVEMENTS		819,780	
			Taxable Total:	820,400	
	R	E 901 RURAL RESIDENCE EXEMPTION (RAP)		620	
			Totals:	821,020	



2019 Assessment Roll (Valuation Date 1-July, 2019) 2020 Taxation Year, Wheatland County

Assessment Year: 2019
Tax Year: 2020

Roll	Legal Address	100% Alberta School Foundation Fund				Total
8028000	NW-32-23-25-4 157.00 Acres 254061 TWP RD 240	I Individual				
	F LAND & IMPROVEMENTS	T 1	FARMLAND			27,690
	R	T 103	RESIDENTIAL LAND & IMPROVEMENTS			414,760
				Taxable Total:		442,450
	R	E 901	RURAL RESIDENCE EXEMPTION (RAP)			27,690
	R	E 903	FARM BUILDING EXEMPT			25,450
			50% The Golden Hills Reg. Div. 15	Exempt Total:		53,140
			50% Christ The Redeemer Reg. 3	Totals:		495,590
8028010	9910891 1 NW-32-23-25-4 3.00 Acres 254043 TWP RD 240	NORTHEAST CORNER I Individual				
	R LAND & IMPROVEMENTS	T 103	RESIDENTIAL LAND & IMPROVEMENTS			782,200
	R	E 903	FARM BUILDING EXEMPT			11,800
			100% Alberta School Foundation Fund	Totals:		794,000
8029000	1211086 1 1 SE-32-23-25-4 158.94 Acres	C Corporation				
	F LAND	T 1	FARMLAND	Taxable Total:		36,890
			100% Alberta School Foundation Fund			
8029010	SE-32-23-25-4 1.43 Acres	P Provincial				
	NR LAND	E 167	WESTERN IRRIGATION DIST EXEMPT	Exempt Total:		33,250
			100% Alberta School Foundation Fund			
8030000	SW-32-23-25-4 155.99 Acres	C Corporation				
	F LAND	T 1	FARMLAND	Taxable Total:		36,240
			100% Alberta School Foundation Fund			
8031010	0111023 3 1 NE-33-23-25-4 285.01 Acres 235019 RGE RD 254	MOSTLY NW QRT C Corporation				
	F LAND & IMPROVEMENTS	T 1	FARMLAND			63,770
	R	T 103	RESIDENTIAL LAND & IMPROVEMENTS			295,140
				Taxable Total:		358,910
	R	E 901	RURAL RESIDENCE EXEMPTION (RAP)			61,540
	R	E 903	FARM BUILDING EXEMPT			25,930
			100% The Golden Hills Reg. Div. 15	Exempt Total:		87,470
				Totals:		446,380



2019 Assessment Roll (Valuation Date 1-July, 2019) 2020 Taxation Year, Wheatland County

Assessment Year: 2019
Tax Year: 2020

Roll	Legal Address	Total
8031020	9810989 AREA J SE-33-23-25-4 6.74 Acres	EASTERN IRRIGATION CANAL C Corporation
	NR LAND E 167 WESTERN IRRIGATION DIST EXEMPT 100% Alberta School Foundation Fund	Exempt Total: 8,310
8031025	SE-33-23-25-4 0.02 Acres	N.E. CORNER OF LSD 8 P Provincial
	R LAND T 104 RESIDENTIAL VACANT LAND 100% Alberta School Foundation Fund	Taxable Total: 2,700
8032000	9813642 AREA G NE-33-23-25-4 47.01 Acres 253015 TWP RD 240	Portion West of Canal I Individual
	F LAND & IMPROVEMENTS T 1 FARMLAND	4,630
	R T 103 RESIDENTIAL LAND & IMPROVEMENTS	606,410
		Taxable Total: 611,040
	R E 901 RURAL RESIDENCE EXEMPTION (RAP)	4,630
	R E 903 FARM BUILDING EXEMPT 100% Alberta School Foundation Fund	9,740
		Exempt Total: 14,370
		Totals: 625,410
8032010	9813642 AREA F NE-33-23-25-4 13.11 Acres	IRRIGATION CANAL I Individual
	NR LAND E 167 WESTERN IRRIGATION DIST EXEMPT 100% Alberta School Foundation Fund	Exempt Total: 16,170
8033000	NE-33-23-25-4 31.71 Acres 235056 RGE RD 253	Portion EAST of Canal Rommens Construction I Individual
	F LAND & IMPROVEMENTS T 1 FARMLAND	2,730
	R T 103 RESIDENTIAL LAND & IMPROVEMENTS	482,120
	NR T 105 NON-RESEIDENTIAL LAND & IMPROVEMENTS 100% Alberta School Foundation Fund	81,180
		Taxable Total: 566,030
8033010	9810989 AREA K SE-33-23-25-4 28.86 Acres 235038 RGE RD 253	South & West of Canal I Individual
	F LAND & IMPROVEMENTS T 1 FARMLAND	2,720
	R T 103 RESIDENTIAL LAND & IMPROVEMENTS	811,880
		Taxable Total: 814,600
	R E 901 RURAL RESIDENCE EXEMPTION (RAP) 100% Alberta School Foundation Fund	2,720
		Totals: 817,320
8034000	0111022 2 1 E -33-23-25-4 26.27 Acres 253023 TWP RD 240	North of Canal, MOSTLY LSD 8 I Individual



2019 Assessment Roll (Valuation Date 1-July, 2019) 2020 Taxation Year, Wheatland County

Assessment Year: 2019
Tax Year: 2020

Roll	Legal Address				Total
	F LAND & IMPROVEMENTS	T 1	FARMLAND		2,450
	R	T 103	RESIDENTIAL LAND & IMPROVEMENTS		427,750
				Taxable Total:	430,200
	R	E 901	RURAL RESIDENCE EXEMPTION (RAP)		2,450
		100%	Alberta School Foundation Fund	Totals:	432,650
8035000	9810334 K NW-33-23-25-4 5.30 Acres 253075 TWP RD 240			Northwest Corner I Individual	
	F LAND & IMPROVEMENTS	T 1	FARMLAND		330
	R	T 103	RESIDENTIAL LAND & IMPROVEMENTS		587,370
				Taxable Total:	587,700
	R	E 901	RURAL RESIDENCE EXEMPTION (RAP)		330
		100%	Christ The Redeemer Reg. 3	Totals:	588,030
8036000	9712520 E SE-33-23-25-4 79.39 Acres 235006A RGE RD 253			South & East of Canal-AREA E I Individual	
	F LAND & IMPROVEMENTS	T 1	FARMLAND		8,040
	R	T 101	RESIDENTIAL IMPROVEMENT NIL RAP ALLOW		154,500
	R	T 103	RESIDENTIAL LAND & IMPROVEMENTS		356,260
				Taxable Total:	518,800
	R	E 901	RURAL RESIDENCE EXEMPTION (RAP)		8,040
		100%	Christ The Redeemer Reg. 3	Totals:	526,840
8036010	9810989 AREA H SE-33-23-25-4 13.16 Acres			NORTHERN IRRIGATION CANAL I Individual	
	NR LAND	E 167	WESTERN IRRIGATION DIST EXEMPT	Exempt Total:	16,230
		100%	Alberta School Foundation Fund		
8037000	9810989 AREA L SE-33-23-25-4 0.11 Acres			ACCESS FOR R#8033010 I Individual	
	NR LAND	E 167	WESTERN IRRIGATION DIST EXEMPT	Exempt Total:	140
		100%	Alberta School Foundation Fund		
8038000	9910014 AREA N SW-33-23-25-4 81.72 Acres 235013A RGE RD 254			Portion South of Canal I Individual	
	F LAND & IMPROVEMENTS	T 1	FARMLAND		7,210
	R	T 103	RESIDENTIAL LAND & IMPROVEMENTS		593,530
				Taxable Total:	600,740
	R	E 901	RURAL RESIDENCE EXEMPTION (RAP)		7,210
	R	E 903	FARM BUILDING EXEMPT		11,250
		100%	Alberta School Foundation Fund	Exempt Total:	18,460
				Totals:	619,200



2019 Assessment Roll (Valuation Date 1-July, 2019) 2020 Taxation Year, Wheatland County

Assessment Year: 2019
Tax Year: 2020

Roll	Legal Address					Total
8038010	9910014 AREA M	SW-33-23-25-4	12.77 Acres		I Individual	
	NR LAND			E 167 WESTERN IRRIGATION DIST EXEMPT 100% Alberta School Foundation Fund	Exempt Total:	15,750
8038020	9910014 AREA P	SW-33-23-25-4	0.24 Acres		I Individual	
	NR LAND			E 167 WESTERN IRRIGATION DIST EXEMPT 100% Alberta School Foundation Fund	Exempt Total:	300
8038030	9910014 AREA R	SW-33-23-25-4	0.86 Acres		I Individual	
	NR LAND			E 167 WESTERN IRRIGATION DIST EXEMPT 100% Alberta School Foundation Fund	Exempt Total:	1,060
8039010	8410393 A	SW-33-23-25-4	4.72 Acres		Prtn in SW Corner N of Canal	
	235029 RGE RD 254				I Individual	
	F LAND & IMPROVEMENTS			T 1 FARMLAND		180
	R			T 103 RESIDENTIAL LAND & IMPROVEMENTS		490,490
					Taxable Total:	490,670
	R			E 901 RURAL RESIDENCE EXEMPTION (RAP)		2,910
	R			E 903 FARM BUILDING EXEMPT		19,800
				100% Alberta School Foundation Fund	Exempt Total:	22,710
					Totals:	513,380
8040000	NE-34-23-25-4		143.09 Acres		I Individual	
	F LAND			T 1 FARMLAND 100% Alberta School Foundation Fund	Taxable Total:	25,010
8040010	8811335 2	NE-34-23-25-4	4.83 Acres		Southeast Corner	
	235048 HWY 817				I Individual	
	F LAND & IMPROVEMENTS			T 1 FARMLAND		190
	R			T 103 RESIDENTIAL LAND & IMPROVEMENTS		616,570
					Taxable Total:	616,760
	R			E 901 RURAL RESIDENCE EXEMPTION (RAP)		7,630
				100% The Golden Hills Reg. Div. 15	Totals:	624,390
8040020	1312543 3 1	NE-34-23-25-4	5.00 Acres		NW Corner	
					I Individual	
	R LAND			T 104 RESIDENTIAL VACANT LAND 100% Alberta School Foundation Fund	Taxable Total:	177,100



2019 Assessment Roll (Valuation Date 1-July, 2019) 2020 Taxation Year, Wheatland County

Assessment Year: 2019
Tax Year: 2020

Roll	Legal Address					Total
8041000	NE-34-23-25-4 5.07 Acres 252003 TWP RD 240	STRATHMORE TRANSFER SITE Strathmore Waste Transfer Site P Provincial				
	NR LAND & IMPROVEMENTS	E 158	WASTE TRANSFER SITES EXEMPT	Exempt Total:		282,220
		100%	Alberta School Foundation Fund			
8042000	NW-34-23-25-4 160.00 Acres 235075 RGE RD 253	I Individual				
	F LAND & IMPROVEMENTS	T 1	FARMLAND			17,570
	R	T 103	RESIDENTIAL LAND & IMPROVEMENTS			583,790
				Taxable Total:		601,360
	R	E 901	RURAL RESIDENCE EXEMPTION (RAP)			61,540
	R	E 903	FARM BUILDING EXEMPT			20,770
		100%	The Golden Hills Reg. Div. 15	Exempt Total:		82,310
				Totals:		683,670
8043000	SE-34-23-25-4 146.25 Acres 235030B HWY 817	I Individual				
	F LAND & IMPROVEMENTS	T 1	FARMLAND			18,510
	R	T 103	RESIDENTIAL LAND & IMPROVEMENTS			282,290
				Taxable Total:		300,800
	R	E 901	RURAL RESIDENCE EXEMPTION (RAP)			18,510
		100%	Alberta School Foundation Fund	Totals:		319,310
8043010	9410579 1 SE-34-23-25-4 3.57 Acres 235006 HWY 817	Southeast Corner I Individual				
	R LAND & IMPROVEMENTS	T 103	RESIDENTIAL LAND & IMPROVEMENTS	Taxable Total:		493,700
		100%	Alberta School Foundation Fund			
8043020	0714889 2 1 SE-34-23-25-4 8.18 Acres 235030A HWY 817	NORTH EAST CORNER I Individual				
	F LAND & IMPROVEMENTS	T 1	FARMLAND			440
	R	T 103	RESIDENTIAL LAND & IMPROVEMENTS			360,860
				Taxable Total:		361,300
	R	E 901	RURAL RESIDENCE EXEMPTION (RAP)			440
	R	E 903	FARM BUILDING EXEMPT			19,890
		100%	Alberta School Foundation Fund	Exempt Total:		20,330
				Totals:		381,630
8044000	SW-34-23-25-4 80.00 Acres	LSD 5 & 6 I Individual				
	F LAND	T 1	FARMLAND	Taxable Total:		10,780
		100%	The Golden Hills Reg. Div. 15			



2019 Assessment Roll (Valuation Date 1-July, 2019) 2020 Taxation Year, Wheatland County

Assessment Year: 2019
Tax Year: 2020

Roll	Legal Address						Total
8045000	SW-34-23-25-4	80.00 Acres	LSD 3 & 4				
	235015 RGE RD 253		I Individual				
	F LAND & IMPROVEMENTS		T 1	FARMLAND			10,070
	R		T 103	RESIDENTIAL LAND & IMPROVEMENTS			413,670
			Taxable Total:				423,740
	R		E 901	RURAL RESIDENCE EXEMPTION (RAP)			31,980
	R		E 903	FARM BUILDING EXEMPT			4,950
			100% Christ The Redeemer Reg. 3				36,930
			Exempt Total:				460,670
			Totals:				
8046000	NE-35-23-25-4	160.00 Acres	I Individual				
	F LAND		T 1	FARMLAND			
			100% Alberta School Foundation Fund				
			Taxable Total:				23,050
8047000	NW-35-23-25-4	158.00 Acres	I Individual				
	F LAND		T 1	FARMLAND			
			100% Alberta School Foundation Fund				
			Taxable Total:				27,650
8048000	SE-35-23-25-4	80.00 Acres	LSD 7 & 8				
			I Individual				
	F LAND		T 1	FARMLAND			
			100% Alberta School Foundation Fund				
			Taxable Total:				11,720
8049000	SE-35-23-25-4	38.06 Acres	LSD 2				
			I Individual				
	F LAND		T 1	FARMLAND			
			100% Alberta School Foundation Fund				
			Taxable Total:				4,270
8050000	SE-35-23-25-4	34.90 Acres	LSD 1				
			I Individual				
	F LAND		T 1	FARMLAND			
			100% Alberta School Foundation Fund				
			Taxable Total:				3,350
8051000	SE-35-23-25-4	4.67 Acres	West side of LSD 1				
	251022 TWP RD 235		I Individual				
	F LAND & IMPROVEMENTS		T 1	FARMLAND			160
	R		T 103	RESIDENTIAL LAND & IMPROVEMENTS			285,000
			Taxable Total:				285,160
	R		E 901	RURAL RESIDENCE EXEMPTION (RAP)			61,540
	R		E 903	FARM BUILDING EXEMPT			1,950
			Exempt Total:				63,490



2019 Assessment Roll (Valuation Date 1-July, 2019) 2020 Taxation Year, Wheatland County

Assessment Year: 2019
Tax Year: 2020

Roll	Legal Address	100% Alberta School Foundation Fund			Total
Totals:					348,650
8052000	SW-35-23-25-4 112.31 Acres	LSD 3, 4 & 6 I Individual			
	F LAND	T 1	FARMLAND	Taxable Total:	18,570
100% Alberta School Foundation Fund					
8052010	9410521 1 SW-35-23-25-4 41.73 Acres 235027A HWY 817	LSD 5 Elliott Ranch RV Storage I Individual			
	F LAND & IMPROVEMENTS	T 1	FARMLAND		3,490
	R	T 103	RESIDENTIAL LAND & IMPROVEMENTS		520,930
	NR	T 105	NON-RESEIDENTIAL LAND & IMPROVEMENTS		160,780
		Taxable Total:			685,200
	R	E 901	RURAL RESIDENCE EXEMPTION (RAP)		3,490
	R	E 903	FARM BUILDING EXEMPT		22,090
		100% The Golden Hills Reg. Div. 15			
		Exempt Total:			25,580
Totals:					710,780
8054000	NE-36-23-25-4 158.17 Acres 250037A TWP RD 240	Gator Bobcat Construction I Individual			
	F LAND & IMPROVEMENTS	T 1	FARMLAND		14,830
	R	T 103	RESIDENTIAL LAND & IMPROVEMENTS		270,190
	NR	T 105	NON-RESEIDENTIAL LAND & IMPROVEMENTS		121,040
		Taxable Total:			406,060
	R	E 901	RURAL RESIDENCE EXEMPTION (RAP)		8,390
	R	E 903	FARM BUILDING EXEMPT		46,550
		100% Alberta School Foundation Fund			
		Exempt Total:			54,940
Totals:					461,000
8055000	NW-36-23-25-4 106.28 Acres 250083 TWP RD 240	West of Railway I Individual			
	F LAND & IMPROVEMENTS	T 1	FARMLAND		9,820
	R	T 103	RESIDENTIAL LAND & IMPROVEMENTS		522,780
		Taxable Total:			532,600
	R	E 901	RURAL RESIDENCE EXEMPTION (RAP)		9,820
		100% Alberta School Foundation Fund			
Totals:					542,420
8056000	NW-36-23-25-4 41.06 Acres 250047 TWP RD 240	East of Railway I Individual			
	F LAND & IMPROVEMENTS	T 1	FARMLAND		4,010
	R	T 103	RESIDENTIAL LAND & IMPROVEMENTS		450,390
		Taxable Total:			454,400
	R	E 901	RURAL RESIDENCE EXEMPTION (RAP)		4,010



2019 Assessment Roll (Valuation Date 1-July, 2019) 2020 Taxation Year, Wheatland County

Assessment Year: 2019
Tax Year: 2020

Roll	Legal Address					Total
	R		E 903	FARM BUILDING EXEMPT		17,800
			100%	Christ The Redeemer Reg. 3	Exempt Total:	21,810
					Totals:	476,210
8058000	SE-36-23-25-4	149.31 Acres			I Individual	
	F LAND		T 1	FARMLAND	Taxable Total:	12,670
			100%	Alberta School Foundation Fund		
8061000	0414050 1 2 S -36-23-25-4 151.55 Acres				WEST OF ABND RAIL	
	235005 RGE RD 251				I Individual	
	F LAND & IMPROVEMENTS		T 1	FARMLAND		20,160
	R		T 103	RESIDENTIAL LAND & IMPROVEMENTS		407,670
					Taxable Total:	427,830
	R		E 901	RURAL RESIDENCE EXEMPTION (RAP)		20,160
	R		E 903	FARM BUILDING EXEMPT		63,170
			100%	Christ The Redeemer Reg. 3	Exempt Total:	83,330
					Totals:	511,160
8061010	0414048 1 1 SW-36-23-25-4 3.43 Acres				NW PORTION OF LSD 4	
	235011 RGE RD 251				I Individual	
	R LAND & IMPROVEMENTS		T 103	RESIDENTIAL LAND & IMPROVEMENTS		681,300
	R		E 903	FARM BUILDING EXEMPT		5,000
			100%	Alberta School Foundation Fund	Totals:	686,300
8062000	SW-36-23-25-4	3.00 Acres			NE Crnr E of Rlwy Right-of-way	
					I Individual	
	F LAND		T 1	FARMLAND	Taxable Total:	320
			100%	Alberta School Foundation Fund		
8063000	RY11 RLY 23 W -36-23-25-4 25.33 Acres				& Part SE 6.92Ac	
					M Municipal	
	NR LAND		E 162	OTHER MUNICIPAL EXEMPT	Exempt Total:	265,200
			100%	Alberta School Foundation Fund		
8064000	NE-1-24-25-4	160.00 Acres			I Individual	
	F LAND		T 1	FARMLAND	Taxable Total:	13,580
			100%	The Golden Hills Reg. Div. 15		
8066000	NW-1-24-25-4	5.72 Acres			SW Corner S.W of Railway	
					C Corporation	
	F LAND		T 1	FARMLAND	Taxable Total:	500



2019 Assessment Roll (Valuation Date 1-July, 2019) 2020 Taxation Year, Wheatland County

Assessment Year: 2019
Tax Year: 2020

Roll	Legal Address	Total
8066010	RY11 RLY 24 W -1-24-25-4 19.18 Acres 100% Alberta School Foundation Fund Railway Right-of-way M Municipal NR LAND E 162 OTHER MUNICIPAL EXEMPT 100% Alberta School Foundation Fund Exempt Total:	262,610
8068000	SE-1-24-25-4 160.00 Acres I Individual F LAND T 1 FARMLAND Taxable Total:	15,210
8069000	SW-1-24-25-4 54.52 Acres 100% The Golden Hills Reg. Div. 15 W of Rlwy W Ptn of LSD 4 & 5 C Corporation F LAND T 1 FARMLAND 100% Alberta School Foundation Fund Taxable Total:	8,940
8070000	SW-1-24-25-4 52.94 Acres E of Rlwy & W of E 660' I Individual F LAND T 1 FARMLAND 100% The Golden Hills Reg. Div. 15 Taxable Total:	5,570
8071000	SW-1-24-25-4 40.00 Acres East Half LSD 3 & 6 I Individual F LAND T 1 FARMLAND 100% The Golden Hills Reg. Div. 15 Taxable Total:	4,210
8073000	NE-2-24-25-4 78.83 Acres Portion West of Canal & SE Crn C Corporation F LAND T 1 FARMLAND 100% Alberta School Foundation Fund Taxable Total:	8,080
8077000	NW-2-24-25-4 158.00 Acres I Individual F LAND T 1 FARMLAND 100% Alberta School Foundation Fund Taxable Total:	24,570
8078000	SE-2-24-25-4 155.01 Acres C Corporation F LAND T 1 FARMLAND 100% Alberta School Foundation Fund Taxable Total:	22,160
8078010	1910674 1 1 SE-2-24-25-4 4.99 Acres 251040 TWP RD 240 South Half of LSD 2 I Individual	



2019 Assessment Roll (Valuation Date 1-July, 2019) 2020 Taxation Year, Wheatland County

Assessment Year: 2019
Tax Year: 2020

Roll	Legal Address					Total
8079000	F	LAND & IMPROVEMENTS	T	1	FARMLAND	170
	R		T	103	RESIDENTIAL LAND & IMPROVEMENTS	264,600
				100%	Alberta School Foundation Fund	Taxable Total: 264,770
8079000	SW-2-24-25-4	158.01 Acres				
	240039 HWY 817					
					C Corporation	
	F	LAND & IMPROVEMENTS	T	1	FARMLAND	26,780
	R		T	103	RESIDENTIAL LAND & IMPROVEMENTS	491,770
	NR		T	105	NON-RESEIDENTIAL LAND & IMPROVEMENTS	65,530
						Taxable Total: 584,080
	R		E	901	RURAL RESIDENCE EXEMPTION (RAP)	26,780
				100%	Alberta School Foundation Fund	Totals: 610,860
8080000	NE-3-24-25-4	158.00 Acres				
					C Corporation	
	F	LAND	T	1	FARMLAND	Taxable Total: 22,480
				100%	Alberta School Foundation Fund	
8081000	NW-3-24-25-4	136.38 Acres				
					Ptn E of the W 372' width	
					C Corporation	
	F	LAND	T	1	FARMLAND	Taxable Total: 26,480
				100%	Alberta School Foundation Fund	
8082000	6935HU NW-3-24-25-4	22.52 Acres				
	240081 RGE RD 253				Parcel "A" West 372 ft Width	
					I Individual	
	F	LAND & IMPROVEMENTS	T	1	FARMLAND	1,660
	R		T	103	RESIDENTIAL LAND & IMPROVEMENTS	356,530
						Taxable Total: 358,190
	R		E	901	RURAL RESIDENCE EXEMPTION (RAP)	30,770
	R		E	903	FARM BUILDING EXEMPT	6,640
				100%	Alberta School Foundation Fund	Exempt Total: 37,410
						Totals: 395,600
8083000	SE-3-24-25-4	153.01 Acres				
					I Individual	
	F	LAND	T	1	FARMLAND	Taxable Total: 29,060
				100%	Alberta School Foundation Fund	
8084000	SE-3-24-25-4	5.00 Acres				
	252040 TWP RD 240				Southwest Corner Mechanical Shop & Custom Manure Hauling	
					I Individual	
	F	LAND & IMPROVEMENTS	T	1	FARMLAND	230
	R		T	103	RESIDENTIAL LAND & IMPROVEMENTS	322,220
	NR		T	105	NON-RESEIDENTIAL LAND & IMPROVEMENTS	142,230



2019 Assessment Roll (Valuation Date 1-July, 2019) 2020 Taxation Year, Wheatland County

Assessment Year: 2019
Tax Year: 2020

Roll	Legal Address				Total
				Taxable Total:	464,680
	R	E 901	RURAL RESIDENCE EXEMPTION (RAP)		61,540
	R	E 903	FARM BUILDING EXEMPT		66,080
		100%	Alberta School Foundation Fund	Exempt Total:	127,620
				Totals:	592,300
8085000	SW-3-24-25-4	153.57 Acres		I Individual	
	F LAND	T 1	FARMLAND	Taxable Total:	26,440
		100%	The Golden Hills Reg. Div. 15		
8085010	9511739 2 SW-3-24-25-4	6.43 Acres		Southwest Corner	
	252076 TWP RD 240			I Individual	
	R LAND & IMPROVEMENTS	T 103	RESIDENTIAL LAND & IMPROVEMENTS	Taxable Total:	1,486,300
		100%	Alberta School Foundation Fund		
8086000	9912065 AREA D	NE-4-24-25-4	74.08 Acres	I Individual	
	F LAND	T 1	FARMLAND	Taxable Total:	6,290
		100%	Alberta School Foundation Fund		
8086010	9912065 AREA C	NE-4-24-25-4	7.95 Acres	I Individual	
	NR LAND	E 167	WESTERN IRRIGATION DIST EXEMPT	Exempt Total:	88,020
		100%	Alberta School Foundation Fund		
8087000	NE-4-24-25-4	17.00 Acres		Northeast Corner	
	240078 RGE RD 253			I Individual	
	F LAND & IMPROVEMENTS	T 1	FARMLAND		1,470
	R	T 103	RESIDENTIAL LAND & IMPROVEMENTS		544,160
				Taxable Total:	545,630
	R	E 901	RURAL RESIDENCE EXEMPTION (RAP)		61,540
		100%	Alberta School Foundation Fund	Totals:	607,170
8089000	8811396 C	NW-4-24-25-4	30.52 Acres	East partLSD 13 & West LSD14	
	240083A RGE RD 254			I Individual	
	F LAND & IMPROVEMENTS	T 1	FARMLAND		4,630
	R	T 103	RESIDENTIAL LAND & IMPROVEMENTS		237,160
				Taxable Total:	241,790
	R	E 901	RURAL RESIDENCE EXEMPTION (RAP)		61,540
		100%	Alberta School Foundation Fund	Totals:	303,330
8089001	9210731 1 D	NW-4-24-25-4	2.99 Acres	Northwest Corner of LSD 12	
	240057 RGE RD 254			I Individual	



2019 Assessment Roll (Valuation Date 1-July, 2019) 2020 Taxation Year, Wheatland County

Assessment Year: 2019
Tax Year: 2020

Roll	Legal Address				Total
	R	LAND & IMPROVEMENTS	T	103 RESIDENTIAL LAND & IMPROVEMENTS	268,920
	R		E	901 RURAL RESIDENCE EXEMPTION (RAP)	9,880
				100% Christ The Redeemer Reg. 3	Totals: 278,800
8089002	0915275 1 1	NW-4-24-25-4 3.00 Acres		SW CORNER LSD 13 I Individual	
	F	LAND	T	1 FARMLAND	Taxable Total: 410
				100% Christ The Redeemer Reg. 3	
8089003	0915275 1 2	NW-4-24-25-4 3.05 Acres		110m E OF SW CORNER LSD 13 I Individual	
	F	LAND	T	1 FARMLAND	Taxable Total: 380
				100% Christ The Redeemer Reg. 3	
8089004	0915275 1 3	NW-4-24-25-4 3.00 Acres		110m E OF NW CORNER LSD 12 I Individual	
	F	LAND	T	1 FARMLAND	Taxable Total: 380
				100% Christ The Redeemer Reg. 3	
8089005	0511551 1 1	NW-4-24-25-4 0.04 Acres		Tower on Easterly part LSD 13 Telus & Golden West Broadcasting Tower I Individual	
	NR	LAND & IMPROVEMENTS	T	105 NON-RESEIDENTIAL LAND & IMPROVEMENTS	Taxable Total: 136,820
				100% Alberta School Foundation Fund	
8089006	1510257 1 4	NW-4-24-25-4 3.14 Acres		226mE of NW CornerLSD 12 I Individual	
	F	LAND	T	1 FARMLAND	Taxable Total: 400
				100% Christ The Redeemer Reg. 3	
8089007	1510257 1 5	NW-4-24-25-4 3.26 Acres		NW Corner LSD 11 I Individual	
	F	LAND	T	1 FARMLAND	Taxable Total: 410
				100% Christ The Redeemer Reg. 3	
8089008	1510257 1 6	NW-4-24-25-4 2.69 Acres		226mE of SWcornerLSD 13 I Individual	
	F	LAND	T	1 FARMLAND	Taxable Total: 550
				100% Christ The Redeemer Reg. 3	
8089009	1510257 1 7	NW-4-24-25-4 5.86 Acres		SW Corner LSD 14 I Individual	
	F	LAND	T	1 FARMLAND	Taxable Total: 1,190
				100% Christ The Redeemer Reg. 3	



2019 Assessment Roll (Valuation Date 1-July, 2019) 2020 Taxation Year, Wheatland County

Assessment Year: 2019
Tax Year: 2020

Roll	Legal Address				Total
8089010	0511551 1 1 W -4-24-25-4 97.28 Acres 240053B RGE RD 254			NE 3.95 NW 54.08 SW 53.25 Talet Equipment Attachments I Individual	
	F LAND & IMPROVEMENTS	T 1	FARMLAND		19,030
	R	T 103	RESIDENTIAL LAND & IMPROVEMENTS		1,336,460
	NR	T 105	NON-RESEDENTIAL LAND & IMPROVEMENTS		625,860
			Taxable Total:		1,981,350
	R	E 901	RURAL RESIDENCE EXEMPTION (RAP)		21,000
		100%	Alberta School Foundation Fund	Totals:	2,002,350
8089011	1510257 1 8 NW-4-24-25-4 9.96 Acres 240083C RGE RD 254			E Corner LSD 13 DGT Contracting Concrete Work I Individual	
	F LAND & IMPROVEMENTS	T 1	FARMLAND		1,030
	R	T 103	RESIDENTIAL LAND & IMPROVEMENTS		770,400
	NR	T 105	NON-RESEDENTIAL LAND & IMPROVEMENTS		395,650
			Taxable Total:		1,167,080
	R	E 901	RURAL RESIDENCE EXEMPTION (RAP)		61,540
	R	E 903	FARM BUILDING EXEMPT		48,650
		100%	Christ The Redeemer Reg. 3	Exempt Total:	110,190
			Totals:		1,277,270
8089015	0511551 1 2 W -4-24-25-4 20.00 Acres 240053A RGE RD 254			I Individual	
	F LAND & IMPROVEMENTS	T 1	FARMLAND		2,660
	R	T 103	RESIDENTIAL LAND & IMPROVEMENTS		472,840
			Taxable Total:		475,500
	R	E 901	RURAL RESIDENCE EXEMPTION (RAP)		2,660
		100%	Alberta School Foundation Fund	Totals:	478,160
8089016	1712301 1 9 NW-4-24-25-4 3.11 Acres			SE Portion of LSD 13 I Individual	
	F LAND	T 1	FARMLAND		660
		100%	Alberta School Foundation Fund	Taxable Total:	
8089017	1712301 1 10 NW-4-24-25-4 3.14 Acres			567' south of NW Corner I Individual	
	F LAND	T 1	FARMLAND		680
		100%	Alberta School Foundation Fund	Taxable Total:	
8089018	1712301 1 11 NW-4-24-25-4 3.14 Acres			NW Corner I Individual	
	F LAND	T 1	FARMLAND		680
		100%	Alberta School Foundation Fund	Taxable Total:	



2019 Assessment Roll (Valuation Date 1-July, 2019) 2020 Taxation Year, Wheatland County

Assessment Year: 2019
Tax Year: 2020

Roll	Legal Address	Total
8089019	1712301 1 12 NW-4-24-25-4 3.14 Acres 290' East of NW corner I Individual	
	F LAND T 1 FARMLAND 100% Alberta School Foundation Fund Taxable Total:	680
8089020	0511551 1 1 NW-4-24-25-4 0.08 Acres Tower on Westerly part LSD 13 Rogers Cantel Tower I Individual	
	NR LAND & IMPROVEMENTS T 105 NON-RESEIDENTIAL LAND & IMPROVEMENTS 100% Alberta School Foundation Fund Taxable Total:	112,370
8089030	9912065 AREA E NW-4-24-25-4 5.78 Acres I Individual	
	NR LAND E 167 WESTERN IRRIGATION DIST EXEMPT 100% Alberta School Foundation Fund Exempt Total:	63,990
8089100	1513404 1 3 SW-4-24-25-4 3.09 Acres I Individual	
	F LAND T 1 FARMLAND 100% Alberta School Foundation Fund Taxable Total:	670
8089104	1513404 1 4 SW-4-24-25-4 3.00 Acres I Individual	
	F LAND T 1 FARMLAND 100% Alberta School Foundation Fund Taxable Total:	650
8089120	1513404 1 5 SW-4-24-25-4 3.00 Acres I Individual	
	F LAND T 1 FARMLAND 100% Alberta School Foundation Fund Taxable Total:	650
8089124	1513404 1 6 SW-4-24-25-4 3.08 Acres 240023 RGE RD 254 I Individual	
	R LAND & IMPROVEMENTS T 103 RESIDENTIAL LAND & IMPROVEMENTS 100% Alberta School Foundation Fund Taxable Total:	277,600
8090000	9912065 F NW-4-24-25-4 11.24 Acres Northeast Corner I Individual	
	F LAND T 1 FARMLAND 100% Alberta School Foundation Fund Taxable Total:	950
8091000	8310554 B SE-4-24-25-4 80.15 Acres 253006 TWP RD 240 EAST OF CANAL R OF W I Individual	
	F LAND & IMPROVEMENTS T 1 FARMLAND	9,050



2019 Assessment Roll (Valuation Date 1-July, 2019) 2020 Taxation Year, Wheatland County

Assessment Year: 2019
Tax Year: 2020

Roll	Legal Address				Total
	R	T 103	RESIDENTIAL LAND & IMPROVEMENTS	859,950	
			Taxable Total:	869,000	
	R	E 901	RURAL RESIDENCE EXEMPTION (RAP)	9,050	
		100%	Alberta School Foundation Fund	Totals:	878,050
8091010	8310554 B SE-4-24-25-4 51.21 Acres		WEST OF CANAL R OF W Global Training Driving Track C Corporation		
	F LAND	T 1	FARMLAND	6,640	
	NR	T 105	NON-RESEIDENTIAL LAND & IMPROVEMENTS	290,620	
		100%	Alberta School Foundation Fund	Taxable Total:	297,260
8091020	9410633 C SE-4-24-25-4 3.00 Acres		Southeast Corner I Individual		
	R LAND	T 104	RESIDENTIAL VACANT LAND	186,000	
		100%	Alberta School Foundation Fund	Taxable Total:	
8091030	9912065 B SE-4-24-25-4 6.10 Acres 253014 TWP RD 240		EASTERLY OF CANAL I Individual		
	R LAND & IMPROVEMENTS	T 103	RESIDENTIAL LAND & IMPROVEMENTS	643,800	
		100%	Alberta School Foundation Fund	Taxable Total:	
8092010	8310554 A SE-4-24-25-4 10.00 Acres 253022 TWP RD 240		GLOBAL TRAINING CENTRE GLOBAL TRAINING CENTRE C Corporation		
	R LAND & IMPROVEMENTS	T 103	RESIDENTIAL LAND & IMPROVEMENTS	157,000	
	NR	T 105	NON-RESEIDENTIAL LAND & IMPROVEMENTS	2,976,840	
		100%	Alberta School Foundation Fund	Taxable Total:	3,133,840
8092020	9912065 AREA A SE-4-24-25-4 10.23 Acres		WEST PORTION OF CANAL I Individual		
	NR LAND	E 167	WESTERN IRRIGATION DIST EXEMPT	66,070	
		100%	Alberta School Foundation Fund	Exempt Total:	
8093000	8811396 A SW-4-24-25-4 65.19 Acres 253046A TWP RD 240		Southerly Portion Clay Pit I Individual		
	F LAND	T 1	FARMLAND	12,800	
	NR	T 105	NON-RESEIDENTIAL LAND & IMPROVEMENTS	108,500	
		100%	Christ The Redeemer Reg. 3	Taxable Total:	121,300
8093010	0915255 1 1 SW-4-24-25-4 3.00 Acres		SW CORNER LSD 5 I Individual		
	F LAND	T 1	FARMLAND	420	
		100%	Christ The Redeemer Reg. 3	Taxable Total:	



2019 Assessment Roll (Valuation Date 1-July, 2019) 2020 Taxation Year, Wheatland County

Assessment Year: 2019
Tax Year: 2020

Roll	Legal Address				Total
8093020	0915255 1 2	SW-4-24-25-4	3.00 Acres	113m E OF SW CORNER LSD 5 I Individual	
	F LAND		T 1 FARMLAND 100% Christ The Redeemer Reg. 3	Taxable Total:	420
8093030	0915255 1 3	SW-4-24-25-4	3.00 Acres	113m E OF NW CORNER LSD 4 I Individual	
	F LAND		T 1 FARMLAND 100% Christ The Redeemer Reg. 3	Taxable Total:	420
8093040	0915255 1 4	SW-4-24-25-4	3.00 Acres	NW CORNER LSD 4 I Individual	
	F LAND		T 1 FARMLAND 100% Christ The Redeemer Reg. 3	Taxable Total:	420
8093050	1411288 2 1	SW-4-24-25-4	3.00 Acres	232m East of SW corner LSD 5 I Individual	
	F LAND		T 1 FARMLAND 100% Christ The Redeemer Reg. 3	Taxable Total:	660
8093055	1411288 2 2	SW-4-24-25-4	3.00 Acres	Southeast corner LSD 5 I Individual	
	F LAND		T 1 FARMLAND 100% Christ The Redeemer Reg. 3	Taxable Total:	660
8093060	1411288 2 3	SW-4-24-25-4	3.00 Acres	Northeast corner LSD 4 I Individual	
	F LAND		T 1 FARMLAND 100% Christ The Redeemer Reg. 3	Taxable Total:	660
8093065	1411288 2 4	SW-4-24-25-4	3.00 Acres	232m East of NW corner LSD 4 I Individual	
	F LAND		T 1 FARMLAND 100% Christ The Redeemer Reg. 3	Taxable Total:	660
8094000	NE-5-24-25-4 240078A RGE RD 254		160.00 Acres	I Individual	
	F LAND & IMPROVEMENTS		T 1 FARMLAND		30,100
	R		T 103 RESIDENTIAL LAND & IMPROVEMENTS		534,740
				Taxable Total:	564,840
	R		E 901 RURAL RESIDENCE EXEMPTION (RAP)		92,310
	R		E 903 FARM BUILDING EXEMPT		15,750
				Exempt Total:	108,060



2019 Assessment Roll (Valuation Date 1-July, 2019) 2020 Taxation Year, Wheatland County

Assessment Year: 2019
Tax Year: 2020

Roll	Legal Address		100% Alberta School Foundation Fund				Total
Totals:							672,900
8095000	NW-5-24-25-4	160.00 Acres					
			I Individual				
	F	LAND	T	1	FARMLAND	Taxable Total:	37,130
100% Alberta School Foundation Fund							
8096000	SE-5-24-25-4	160.00 Acres					
			I Individual				
	F	LAND	T	1	FARMLAND	Taxable Total:	34,920
100% Alberta School Foundation Fund							
8097000	SW-5-24-25-4	160.00 Acres					
			I Individual				
	F	LAND	T	1	FARMLAND	Taxable Total:	35,570
100% Alberta School Foundation Fund							
8098000	NE-6-24-25-4	160.00 Acres					
			I Individual				
	F	LAND	T	1	FARMLAND	Taxable Total:	38,100
100% Alberta School Foundation Fund							
8099000	NW-6-24-25-4	160.00 Acres					
			I Individual				
	F	LAND	T	1	FARMLAND	Taxable Total:	43,460
100% Alberta School Foundation Fund							
8100000	7411100 4 SE-6-24-25-4 40.53 Acres 255036 TWP RD 240		West Half LSD 2 & 7 Strathglen Std Poodles Kennel				
			I Individual				
	F	LAND & IMPROVEMENTS	T	1	FARMLAND		8,390
	R		T	103	RESIDENTIAL LAND & IMPROVEMENTS		504,710
			Taxable Total:				513,100
	R		E	901	RURAL RESIDENCE EXEMPTION (RAP)		8,390
100% Alberta School Foundation Fund							
Totals:							521,490
8101000	0111503 7 SE-6-24-25-4 74.29 Acres 240010 RGE RD 255		EAST HALF LESS SW CORNER				
			I Individual				
	F	LAND & IMPROVEMENTS	T	1	FARMLAND		11,940
	R		T	103	RESIDENTIAL LAND & IMPROVEMENTS		1,093,960
	NR		T	105	NON-RESEIDENTIAL LAND & IMPROVEMENTS		183,300
			Taxable Total:				1,289,200
	R		E	901	RURAL RESIDENCE EXEMPTION (RAP)		11,940
	R		E	903	FARM BUILDING EXEMPT		18,160



2019 Assessment Roll (Valuation Date 1-July, 2019) 2020 Taxation Year, Wheatland County

Assessment Year: 2019
Tax Year: 2020

Roll	Legal Address				Total
		100% Alberta School Foundation Fund	Exempt Total:	30,100	
			Totals:	1,319,300	
8102000	0111503 8 SE-6-24-25-4 5.83 Acres 255016 TWP RD 240		SW CORNER OF EAST HALF I Individual		
	R LAND & IMPROVEMENTS	T 103 RESIDENTIAL LAND & IMPROVEMENTS 100% Alberta School Foundation Fund	Taxable Total:	791,400	
8103000	7411100 3 SE-6-24-25-4 40.05 Acres 255028 TWP RD 240		East Half LSD 2 & 7 I Individual		
	F LAND & IMPROVEMENTS	T 1 FARMLAND		9,330	
	R	T 103 RESIDENTIAL LAND & IMPROVEMENTS		442,210	
			Taxable Total:	451,540	
	R	E 901 RURAL RESIDENCE EXEMPTION (RAP)		9,330	
	R	E 903 FARM BUILDING EXEMPT 100% Alberta School Foundation Fund		38,560	
			Exempt Total:	47,890	
			Totals:	499,430	
8104000	7410469 5 SW-6-24-25-4 40.38 Acres 255048 TWP RD 240		East Half LSD 3 & 6 I Individual		
	F LAND & IMPROVEMENTS	T 1 FARMLAND		7,700	
	R	T 103 RESIDENTIAL LAND & IMPROVEMENTS		552,700	
			Taxable Total:	560,400	
	R	E 901 RURAL RESIDENCE EXEMPTION (RAP)		7,700	
	R	E 903 FARM BUILDING EXEMPT 100% Christ The Redeemer Reg. 3		23,400	
			Exempt Total:	31,100	
			Totals:	591,500	
8105000	7410469 6 SW-6-24-25-4 40.01 Acres 255054 TWP RD 240		West Half LSD 3 & 6 I Individual		
	F LAND & IMPROVEMENTS	T 1 FARMLAND		6,810	
	R	T 103 RESIDENTIAL LAND & IMPROVEMENTS		303,690	
			Taxable Total:	310,500	
	R	E 901 RURAL RESIDENCE EXEMPTION (RAP)		6,810	
	R	E 903 FARM BUILDING EXEMPT 100% Alberta School Foundation Fund		42,140	
			Exempt Total:	48,950	
			Totals:	359,450	
8106000	SW-6-24-25-4 40.00 Acres 240011A RGE RD 260		LSD 4 Alpine View Pet Spa & Kennel I Individual		
	F LAND & IMPROVEMENTS	T 1 FARMLAND		6,610	
	R	T 103 RESIDENTIAL LAND & IMPROVEMENTS		699,820	
	NR	T 105 NON-RESEDENTIAL LAND & IMPROVEMENTS		198,380	



2019 Assessment Roll (Valuation Date 1-July, 2019) 2020 Taxation Year, Wheatland County

Assessment Year: 2019
Tax Year: 2020

Roll	Legal Address				Total
				Taxable Total:	904,810
	R	E 901	RURAL RESIDENCE EXEMPTION (RAP)		6,610
	R	E 903	FARM BUILDING EXEMPT		29,800
		100%	Alberta School Foundation Fund	Exempt Total:	36,410
				Totals:	941,220
8107000	SW-6-24-25-4 40.00 Acres 240035 RGE RD 260			LSD 5 I Individual	
	F LAND & IMPROVEMENTS	T 1	FARMLAND		8,400
	R	T 103	RESIDENTIAL LAND & IMPROVEMENTS		463,600
				Taxable Total:	472,000
	R	E 901	RURAL RESIDENCE EXEMPTION (RAP)		8,400
	R	E 903	FARM BUILDING EXEMPT		9,250
		100%	Alberta School Foundation Fund	Exempt Total:	17,650
				Totals:	489,650
8109000	0815359 1 2 NE-7-24-25-4 20.04 Acres 241078 RGE RD 255			NE Corner Greenfield Construction I Individual	
	NR LAND & IMPROVEMENTS	T 105	NON-RESEIDENTIAL LAND & IMPROVEMENTS	Taxable Total:	3,940,610
		100%	Alberta School Foundation Fund		
8109010	0815359 1 1 NE-7-24-25-4 23.48 Acres			NW Corner C Corporation	
	F LAND	T 1	FARMLAND	Taxable Total:	6,030
		100%	Alberta School Foundation Fund		
8110000	RY11 NE-7-24-25-4 24.24 Acres 241068 RGE RD 255			Abandoned Railway I Individual	
	F LAND & IMPROVEMENTS	T 1	FARMLAND		2,240
	R	T 101	RESIDENTIAL IMPROVEMENT NIL RAP ALLOW		176,900
	R	T 103	RESIDENTIAL LAND & IMPROVEMENTS		202,300
		100%	Alberta School Foundation Fund	Taxable Total:	381,440
8111010	RY11 NW-7-24-25-4 13.76 Acres 241063 RGE RD 260			OLD STATION GROUNDS I Individual	
	F LAND & IMPROVEMENTS	T 1	FARMLAND		1,130
	R	T 101	RESIDENTIAL IMPROVEMENT NIL RAP ALLOW		76,700
	R	T 103	RESIDENTIAL LAND & IMPROVEMENTS		168,500
		100%	Alberta School Foundation Fund	Taxable Total:	246,330
8112010	9410447 1 NW-7-24-25-4 6.37 Acres 241045 RGE RD 260			Southwesterly Portion I Individual	
	F LAND & IMPROVEMENTS	T 1	FARMLAND		400



2019 Assessment Roll (Valuation Date 1-July, 2019) 2020 Taxation Year, Wheatland County

Assessment Year: 2019
Tax Year: 2020

Roll	Legal Address					Total
	R		T	103	RESIDENTIAL LAND & IMPROVEMENTS	373,570
					Taxable Total:	373,970
	R		E	901	RURAL RESIDENCE EXEMPTION (RAP)	400
	R		E	903	FARM BUILDING EXEMPT	43,530
				100%	Alberta School Foundation Fund	43,930
					Exempt Total:	43,930
					Totals:	417,900
8113000	NW-7-24-25-4	54.49 Acres			North of Railway	
					I Individual	
	F	LAND	T	1	FARMLAND	16,080
				100%	Alberta School Foundation Fund	
8116000	AL-7-24-25-4	477.56 Acres			NE,NW,SE,SW SOUTH OF RAILWAY	
					I Individual	
	F	LAND	T	1	FARMLAND	91,860
				100%	Alberta School Foundation Fund	
8117010	NE-8-24-25-4	18.04 Acres			East Central Portion RV "LIKE" Storage Lot	
		241062 RGE RD 254			I Individual	
	F	LAND & IMPROVEMENTS	T	1	FARMLAND	1,390
	R		T	103	RESIDENTIAL LAND & IMPROVEMENTS	333,410
	NR		T	105	NON-RESEIDENTIAL LAND & IMPROVEMENTS	181,860
					Taxable Total:	516,660
	R		E	901	RURAL RESIDENCE EXEMPTION (RAP)	1,390
				100%	Alberta School Foundation Fund	
					Totals:	518,050
8118010	1010005 1 1	NE-8-24-25-4 3.26 Acres			NW CORNER LSD 15 Pure Energy(North Bldg)Industrial Shops	
		254037 TWP RD 242			I Individual	
	NR	LAND & IMPROVEMENTS	T	105	NON-RESEIDENTIAL LAND & IMPROVEMENTS	1,344,780
				100%	Christ The Redeemer Reg. 3	
8118020	1010005 1 2	NE-8-24-25-4 3.26 Acres			60m E OF NW CORNER LSD 15	
					I Individual	
	NR	LAND	T	105	NON-RESEIDENTIAL LAND & IMPROVEMENTS	198,620
				100%	Christ The Redeemer Reg. 3	
8118030	1010005 1 3	NE-8-24-25-4 3.26 Acres			120m E OF NW CORNER LSD 15	
					I Individual	
	F	LAND	T	1	FARMLAND	530
				100%	Christ The Redeemer Reg. 3	
8118040	1010005 1 4	NE-8-24-25-4 3.26 Acres			180m OF NW CORNER LSD 15	
					I Individual	



2019 Assessment Roll (Valuation Date 1-July, 2019) 2020 Taxation Year, Wheatland County

Assessment Year: 2019
Tax Year: 2020

Roll	Legal Address					Total
	NR	LAND		T 105	NON-RESEIDENTIAL LAND & IMPROVEMENTS	198,620
8118050	1010005 1 5	NE-8-24-25-4	3.26 Acres	100% Christ The Redeemer Reg. 3	100m W OF NE CORNER LSD 15 I Individual	
	NR	LAND		T 105	NON-RESEIDENTIAL LAND & IMPROVEMENTS	198,620
8118060	1010005 1 6	NE-8-24-25-4	3.85 Acres	100% Christ The Redeemer Reg. 3	29m W OF NE CORNER LSD 15 Bandit Diesel I Individual	
	NR	LAND & IMPROVEMENTS		T 105	NON-RESEIDENTIAL LAND & IMPROVEMENTS	1,276,170
8118070	1010005 1 7	NE-8-24-25-4	5.63 Acres	100% Christ The Redeemer Reg. 3	Industrial Shops/Carstar Collision I Individual	
	NR	LAND & IMPROVEMENTS		T 105	NON-RESEIDENTIAL LAND & IMPROVEMENTS	1,177,590
8118080	1512321 1 11	NE-8-24-25-4	3.88 Acres	100% Christ The Redeemer Reg. 3	261m W OF NE CORNER LSD 16 I Individual	
	NR	LAND		T 105	NON-RESEIDENTIAL LAND & IMPROVEMENTS	113,990
8118090	1010005 1 9	NE-8-24-25-4	4.05 Acres	100% Christ The Redeemer Reg. 3	148m W OF NE CORNER LSD 16 I Individual	
	NR	LAND		T 105	NON-RESEIDENTIAL LAND & IMPROVEMENTS	135,980
8118100	1010005 1 10	NE-8-24-25-4	5.29 Acres	100% Christ The Redeemer Reg. 3	NE CORNER LSD 16 I Individual	
	NR	LAND		T 105	NON-RESEIDENTIAL LAND & IMPROVEMENTS	136,140
8119000	8811690 2	NE-8-24-25-4	125.80 Acres	100% Christ The Redeemer Reg. 3	& SE Part of NW 8 (38.83Acs) I Individual	
	F	LAND		T 1	FARMLAND	24,810
8119010	NW-8-24-25-4		16.51 Acres	100% Alberta School Foundation Fund	Northeast Corner I Individual	
	F	LAND & IMPROVEMENTS		T 1	FARMLAND	2,410
	R			T 101	RESIDENTIAL IMPROVEMENT NIL RAP ALLOW	18,400
	R			T 103	RESIDENTIAL LAND & IMPROVEMENTS	215,000
					Taxable Total:	235,810



2019 Assessment Roll (Valuation Date 1-July, 2019) 2020 Taxation Year, Wheatland County

Assessment Year: 2019
Tax Year: 2020

Roll	Legal Address	100% Alberta School Foundation Fund				Total
8119020	RY11 NW-8-24-25-4 12.12 Acres 254043C TWP RD 242				RAILWAY RIGHT OF WAY I Individual	
	F LAND	T 1	FARMLAND			770
	R	T 104	RESIDENTIAL VACANT LAND			153,500
		100% Alberta School Foundation Fund				Taxable Total: 154,270
8120000	NW-8-24-25-4 55.67 Acres 241061 RGE RD 255				South West Corner I Individual	
	F LAND & IMPROVEMENTS	T 1	FARMLAND			4,760
	R	T 103	RESIDENTIAL LAND & IMPROVEMENTS			224,300
		100% Alberta School Foundation Fund				Taxable Total: 229,060
	R	E 901	RURAL RESIDENCE EXEMPTION (RAP)			33,900
		100% Alberta School Foundation Fund				Totals: 262,960
8120010	NW-8-24-25-4 26.80 Acres				North West Corner I Individual	
	F LAND	T 1	FARMLAND			
		100% Alberta School Foundation Fund				Taxable Total: 6,610
8121000	SE-8-24-25-4 160.00 Acres				I Individual	
	F LAND	T 1	FARMLAND			
		100% Alberta School Foundation Fund				Taxable Total: 21,710
8122000	SW-8-24-25-4 160.00 Acres				I Individual	
	F LAND	T 1	FARMLAND			
		100% Alberta School Foundation Fund				Taxable Total: 21,050
8123000	NE-9-24-25-4 98.02 Acres				South of area 'J' Telus Tower I Individual	
	F LAND & IMPROVEMENTS	T 1	FARMLAND			8,310
	NR	T 105	NON-RESEIDENTIAL LAND & IMPROVEMENTS			157,130
		100% Alberta School Foundation Fund				Taxable Total: 165,440
	NR	E 162	OTHER MUNICIPAL EXEMPT			44,750
		100% Alberta School Foundation Fund				Totals: 210,190
8125000	NE-9-24-25-4 34.74 Acres				South of Service Rd North of I Individual	
	F LAND	T 1	FARMLAND			
		100% Alberta School Foundation Fund				Taxable Total: 6,460



2019 Assessment Roll (Valuation Date 1-July, 2019) 2020 Taxation Year, Wheatland County

Assessment Year: 2019
Tax Year: 2020

Roll	Legal Address					Total
8125010	NE-9-24-25-4	0.04 Acres	Ptn. of org. Rd. Allowance I Individual			
	NR LAND		E 167 WESTERN IRRIGATION DIST EXEMPT 100% Alberta School Foundation Fund	Exempt Total:		16,430
8125020	0212872 J NE-9-24-25-4	11.70 Acres	Area J, Canal R of Way I Individual			
	NR LAND		E 167 WESTERN IRRIGATION DIST EXEMPT 100% Alberta School Foundation Fund	Exempt Total:		121,740
8127000	NW-9-24-25-4	131.56 Acres	Northwesterly Portion I Individual			
	F LAND		T 1 FARMLAND 100% Alberta School Foundation Fund	Taxable Total:		27,310
8127010	9210910 1 NW-9-24-25-4	3.00 Acres	Northeast Corner of LSD 11 I Individual			
	F LAND		T 1 FARMLAND 100% Alberta School Foundation Fund	Taxable Total:		410
8128000	NW-9-24-25-4	6.08 Acres	Southeast Corner of Canal I Individual			
	F LAND		T 1 FARMLAND 100% Alberta School Foundation Fund	Taxable Total:		510
8128010	0212872 H NW-9-24-25-4	3.97 Acres	Area H, Canal R of Way I Individual			
	NR LAND		E 167 WESTERN IRRIGATION DIST EXEMPT 100% Alberta School Foundation Fund	Exempt Total:		82,870
8129000	SE-9-24-25-4	79.50 Acres	LSD 2 & 7 I Individual			
	F LAND		T 1 FARMLAND 100% Alberta School Foundation Fund	Taxable Total:		6,560
8129020	SE-9-24-25-4	1.00 Acres	Northeast 33 foot width C Corporation			
	F LAND		T 1 FARMLAND 100% Alberta School Foundation Fund	Taxable Total:		90
8130000	SE-9-24-25-4	79.00 Acres	East Half I Individual			
	F LAND		T 1 FARMLAND	Taxable Total:		6,790



2019 Assessment Roll (Valuation Date 1-July, 2019) 2020 Taxation Year, Wheatland County

Assessment Year: 2019
Tax Year: 2020

Roll	Legal Address					Total
8131000	SW-9-24-25-4	86.80 Acres	100% Alberta School Foundation Fund			West of Area 'G' I Individual
	F	LAND	T	1	FARMLAND	Taxable Total: 15,080
8131010	9612630 1	SW-9-24-25-4	3.00 Acres	100% Alberta School Foundation Fund		Southwest Corner I Individual
	F	LAND	T	1	FARMLAND	Taxable Total: 420
8132000	SW-9-24-25-4	60.44 Acres	100% Alberta School Foundation Fund			East of Area 'G' I Individual
	F	LAND	T	1	FARMLAND	Taxable Total: 5,080
8132010	0212872 AREA G	SW-9-24-25-4	10.57 Acres	100% Alberta School Foundation Fund		Canal R of Way I Individual
	NR	LAND	E	167	WESTERN IRRIGATION DIST EXEMPT	Exempt Total: 118,090
8135000	SE-10-24-25-4	158.00 Acres	100% Alberta School Foundation Fund			C Corporation
	F	LAND	T	1	FARMLAND	Taxable Total: 23,910
8136000	SW-10-24-25-4	130.53 Acres	100% Alberta School Foundation Fund			NORTH and West of Canal C Corporation
	F	LAND	T	1	FARMLAND	Taxable Total: 23,090
8136010	IRR321 OT	W -10-24-25-4	25.41 Acres	100% Alberta School Foundation Fund		CENTRAL PTN OF WEST 1/2 I Individual
	NR	LAND	E	167	WESTERN IRRIGATION DIST EXEMPT	Exempt Total: 31,340
8136020	1910277 1 1	SW-10-24-25-4	4.40 Acres	100% Alberta School Foundation Fund		NW Corner of LSD 5 C Corporation
	R	LAND	T	104	RESIDENTIAL VACANT LAND	Taxable Total: 242,100
8136030	1910277 1 2	SW-10-24-25-4	4.68 Acres	100% Alberta School Foundation Fund		220 M South of NW Corner C Corporation



2019 Assessment Roll (Valuation Date 1-July, 2019) 2020 Taxation Year, Wheatland County

Assessment Year: 2019
Tax Year: 2020

Roll	Legal Address				Total
	R	LAND & IMPROVEMENTS	T 103	RESIDENTIAL LAND & IMPROVEMENTS	Taxable Total: 363,000
8142000	SW-11-24-25-4	79.00 Acres	100%	Christ The Redeemer Reg. 3	
	241017 HWY 817				South Half I Individual
	F	LAND & IMPROVEMENTS	T 1	FARMLAND	8,700
	R		T 103	RESIDENTIAL LAND & IMPROVEMENTS	454,460
					Taxable Total: 463,160
	R		E 901	RURAL RESIDENCE EXEMPTION (RAP)	61,540
			100%	Alberta School Foundation Fund	Totals: 524,700
8149000	NE-13-24-25-4	80.68 Acres			Cntrl Ptn E of Canal & S of Rd I Individual
	F	LAND	T 1	FARMLAND	Taxable Total: 15,240
			100%	Alberta School Foundation Fund	
8149010	7046Q OT	E -13-24-25-4 4.30 Acres			ROADWAY THRU LSD 16, 9 & 8 P Provincial
	NR	LAND	E 167	WESTERN IRRIGATION DIST EXEMPT	Exempt Total: 47,610
			100%	Alberta School Foundation Fund	
8149050	NE-13-24-25-4	58.50 Acres			north & east of rd. plan7046q I Individual
	NR	LAND	E 167	WESTERN IRRIGATION DIST EXEMPT	Exempt Total: 512,250
			100%	Alberta School Foundation Fund	
8155000	0914350 3 1	SE-13-24-25-4 60.97 Acres			East of Irrigation Canal I Individual
	242008 RGE RD 250				
	F	LAND & IMPROVEMENTS	T 1	FARMLAND	9,810
	R		T 103	RESIDENTIAL LAND & IMPROVEMENTS	548,860
					Taxable Total: 558,670
	R		E 901	RURAL RESIDENCE EXEMPTION (RAP)	61,540
			100%	Christ The Redeemer Reg. 3	Totals: 620,210
8155010	0914339 RW 24	SE-13-24-25-4 2.21 Acres			CENTRAL PART LSD 1 P Provincial
	NR	LAND	E 167	WESTERN IRRIGATION DIST EXEMPT	Exempt Total: 68,320
			100%	Alberta School Foundation Fund	
8157000	0910623 2 1	SE-13-24-25-4 7.28 Acres			STRADDLES LSD 1 & 8 I Individual
	F	LAND	T 1	FARMLAND	Taxable Total: 800
			100%	Alberta School Foundation Fund	



2019 Assessment Roll (Valuation Date 1-July, 2019) 2020 Taxation Year, Wheatland County

Assessment Year: 2019
Tax Year: 2020

Roll	Legal Address				Total
8157010	2988BM OT	SE-13-24-25-4	0.35 Acres	CANAL IN NW OF LSD 1 P Provincial	
	NR	LAND	E 167	WESTERN IRRIGATION DIST EXEMPT 100% Alberta School Foundation Fund	Exempt Total: 26,540
8158000	SE-13-24-25-4	3.48 Acres		Southeast Corner I Individual	
	242004 RGE RD 250				
	R	LAND & IMPROVEMENTS	T 103	RESIDENTIAL LAND & IMPROVEMENTS 50% The Golden Hills Reg. Div. 15 50% Christ The Redeemer Reg. 3	Taxable Total: 592,800
8160000	IRR67 RW 24	E -13-24-25-4	15.28 Acres	Part in County(E-13)15.28AC I Individual	
	NR	LAND	E 167	WESTERN IRRIGATION DIST EXEMPT 100% Alberta School Foundation Fund	Exempt Total: 186,620
8179000	NE-17-24-25-4	157.14 Acres		C Corporation	
	242046 RGE RD 254				
	F	LAND & IMPROVEMENTS	T 1	FARMLAND	26,770
	R		T 103	RESIDENTIAL LAND & IMPROVEMENTS	634,660
				Taxable Total:	661,430
	R		E 901	RURAL RESIDENCE EXEMPTION (RAP) 100% Alberta School Foundation Fund	61,540
				Totals:	722,970
8179010	IRR170 RW 24	E -17-24-25-4	2.94 Acres	2.86 Ac NE & 0.08 Ac SE P Provincial	
	NR	LAND	E 167	WESTERN IRRIGATION DIST EXEMPT 100% Alberta School Foundation Fund	Exempt Total: 68,360
8180000	NW-17-24-25-4	39.75 Acres		N 1/2 of LSD 13 & 14 I Individual	
	242073 RGE RD 255				
	F	LAND & IMPROVEMENTS	T 1	FARMLAND	7,990
	R		T 103	RESIDENTIAL LAND & IMPROVEMENTS	557,410
				Taxable Total:	565,400
	R		E 901	RURAL RESIDENCE EXEMPTION (RAP) 100% Alberta School Foundation Fund	7,990
				Totals:	573,390
8181000	NW-17-24-25-4	39.75 Acres		South Half LSD 13 & 14 I Individual	
	242067 RGE RD 255				
	F	LAND & IMPROVEMENTS	T 1	FARMLAND	8,450
	R		T 103	RESIDENTIAL LAND & IMPROVEMENTS	758,930
				Taxable Total:	767,380



2019 Assessment Roll (Valuation Date 1-July, 2019) 2020 Taxation Year, Wheatland County

Assessment Year: 2019
Tax Year: 2020

Roll	Legal Address				Total
	R	E	901	RURAL RESIDENCE EXEMPTION (RAP)	8,450
	R	E	903	FARM BUILDING EXEMPT	34,620
			100%	Christ The Redeemer Reg. 3	Exempt Total: 43,070
					Totals: 810,450
8182000	7610510 1 NW-17-24-25-4 39.74 Acres			South Half LSD 11 & 12	
	242043 RGE RD 255			I Individual	
	F LAND & IMPROVEMENTS	T	1	FARMLAND	7,660
	R	T	103	RESIDENTIAL LAND & IMPROVEMENTS	388,460
				Taxable Total:	396,120
	R	E	901	RURAL RESIDENCE EXEMPTION (RAP)	61,540
			100%	Alberta School Foundation Fund	Totals: 457,660
8183000	7610510 2 NW-17-24-25-4 39.74 Acres			North Half LSD 11 & 12	
	242053 RGE RD 255			I Individual	
	F LAND & IMPROVEMENTS	T	1	FARMLAND	6,920
	R	T	103	RESIDENTIAL LAND & IMPROVEMENTS	566,190
				Taxable Total:	573,110
	R	E	901	RURAL RESIDENCE EXEMPTION (RAP)	6,920
	R	E	903	FARM BUILDING EXEMPT	10,520
			100%	Alberta School Foundation Fund	Exempt Total: 17,440
					Totals: 590,550
8184000	SE-17-24-25-4 123.40 Acres			Northerly Portion	
				C Corporation	
	F LAND	T	1	FARMLAND	Taxable Total: 23,390
			100%	Alberta School Foundation Fund	
8184010	9010055 1 SE-17-24-25-4 26.63 Acres			Southerly Portion	
	242006A RGE RD 254			I Individual	
	F LAND & IMPROVEMENTS	T	1	FARMLAND	3,740
	R	T	103	RESIDENTIAL LAND & IMPROVEMENTS	418,160
				Taxable Total:	421,900
	R	E	901	RURAL RESIDENCE EXEMPTION (RAP)	3,740
	R	E	903	FARM BUILDING EXEMPT	20,900
			100%	Alberta School Foundation Fund	Exempt Total: 24,640
					Totals: 446,540
8184015	1210446 1 1 SE-17-24-25-4 5.00 Acres			SOUTHEAST CORNER Animal Care Center / Veterinary Clinic	
	242008 RGE RD 254			I Individual	
	NR LAND & IMPROVEMENTS	T	105	NON-RESEIDENTIAL LAND & IMPROVEMENTS	Taxable Total: 1,931,700
			100%	Christ The Redeemer Reg. 3	



2019 Assessment Roll (Valuation Date 1-July, 2019) 2020 Taxation Year, Wheatland County

Assessment Year: 2019
Tax Year: 2020

Roll	Legal Address					Total
8184020	SE-17-24-25-4	0.35 Acres	PORTION OF ORIGINAL RD ALLOW. M Municipal			
	NR LAND		E 155 WHEATLAND COUNTY EXEMPT 100% Alberta School Foundation Fund	Exempt Total:		1,060
8185000	RY11 SE-17-24-25-4	1.63 Acres	Railway Right-of-Way M Municipal			
	NR LAND		E 155 WHEATLAND COUNTY EXEMPT 100% Alberta School Foundation Fund	Exempt Total:		86,200
8186000	1411489 1 3 SW-17-24-25-4	30.85 Acres	South Half LSD 3 & 4 I Individual			
	F LAND		T 1 FARMLAND 100% Alberta School Foundation Fund	Taxable Total:		7,630
8186010	1411489 1 1 SW-17-24-25-4	4.80 Acres	Southwest Corner I Individual			
	F LAND & IMPROVEMENTS		T 1 FARMLAND			480
	R		T 103 RESIDENTIAL LAND & IMPROVEMENTS			429,070
	R		E 901 RURAL RESIDENCE EXEMPTION (RAP) 100% Alberta School Foundation Fund	Taxable Total:		429,550
						7,630
				Totals:		437,180
8186020	1411489 1 2 SW-17-24-25-4	4.20 Acres	94.5m east of Southwest Corner I Individual			
	R LAND		T 104 RESIDENTIAL VACANT LAND 100% Alberta School Foundation Fund	Taxable Total:		168,300
8187000	761LK 2 SW-17-24-25-4	36.33 Acres	North Half LSD 3 & 4 I Individual			
	F LAND & IMPROVEMENTS		T 1 FARMLAND			7,820
	R		T 103 RESIDENTIAL LAND & IMPROVEMENTS			491,380
	R		E 901 RURAL RESIDENCE EXEMPTION (RAP)	Taxable Total:		499,200
	R		E 903 FARM BUILDING EXEMPT 100% Alberta School Foundation Fund			7,820
				Exempt Total:		52,400
				Totals:		60,220
						559,420
8188000	761LK 3 SW-17-24-25-4	36.33 Acres	South Half LSD 5 & 6 I Individual			
	F LAND & IMPROVEMENTS		T 1 FARMLAND			7,520
	R		T 103 RESIDENTIAL LAND & IMPROVEMENTS			470,580
				Taxable Total:		478,100



2019 Assessment Roll (Valuation Date 1-July, 2019) 2020 Taxation Year, Wheatland County

Assessment Year: 2019
Tax Year: 2020

Roll	Legal Address				Total
	R	E 901	RURAL RESIDENCE EXEMPTION (RAP)		7,520
	R	E 903	FARM BUILDING EXEMPT		105,370
		100%	Alberta School Foundation Fund	Exempt Total:	112,890
				Totals:	590,990
8189000	761LK 4 SW-17-24-25-4 36.32 Acres 242033 RGE RD 255			North Half LSD 5 & 6 I Individual	
	F LAND & IMPROVEMENTS	T 1	FARMLAND		7,460
	R	T 103	RESIDENTIAL LAND & IMPROVEMENTS		416,340
				Taxable Total:	423,800
	R	E 901	RURAL RESIDENCE EXEMPTION (RAP)		7,460
		100%	Alberta School Foundation Fund	Totals:	431,260
8190000	NE-18-24-25-4 156.11 Acres			I Individual	
	F LAND	T 1	FARMLAND		43,300
		100%	Alberta School Foundation Fund	Taxable Total:	
8190010	9512921 1 NE-18-24-25-4 2.90 Acres 242044 RGE RD 255			Southeast Corner I Individual	
	R LAND & IMPROVEMENTS	T 103	RESIDENTIAL LAND & IMPROVEMENTS		659,600
		100%	Alberta School Foundation Fund	Taxable Total:	
8191000	NW-18-24-25-4 157.00 Acres			I Individual	
	F LAND	T 1	FARMLAND		46,220
		100%	Alberta School Foundation Fund	Taxable Total:	
8191010	9612168 1 NW-18-24-25-4 3.00 Acres 242083 RGE RD 260			Northwest Corner I Individual	
	R LAND & IMPROVEMENTS	T 103	RESIDENTIAL LAND & IMPROVEMENTS		422,700
		100%	Alberta School Foundation Fund	Taxable Total:	
8192000	SE-18-24-25-4 149.77 Acres 242022 RGE RD 255			SPR Construction I Individual	
	F LAND & IMPROVEMENTS	T 1	FARMLAND		39,320
	R	T 103	RESIDENTIAL LAND & IMPROVEMENTS		1,163,450
	NR	T 105	NON-RESEIDENTIAL LAND & IMPROVEMENTS		264,870
				Taxable Total:	1,467,640
	R	E 901	RURAL RESIDENCE EXEMPTION (RAP)		39,320
	R	E 903	FARM BUILDING EXEMPT		314,180
				Exempt Total:	353,500
				Totals:	1,821,140



2019 Assessment Roll (Valuation Date 1-July, 2019) 2020 Taxation Year, Wheatland County

Assessment Year: 2019
Tax Year: 2020

Roll	Legal Address	100% Alberta School Foundation Fund			Total
8192010	1810130 1 1 SE-18-24-25-4 5.00 Acres 242030 RGE RD 255			133.20 M South of NE corner I Individual	
	R LAND & IMPROVEMENTS	T 103	RESIDENTIAL LAND & IMPROVEMENTS	Taxable Total:	485,600
			100% Alberta School Foundation Fund		
8193000	SW-18-24-25-4 152.75 Acres			Northeast Corner I Individual	
	F LAND	T 1	FARMLAND	Taxable Total:	46,270
			100% Alberta School Foundation Fund		
8193010	9111907 1 SW-18-24-25-4 3.00 Acres 242037 RGE RD 260			I Individual	
	R LAND & IMPROVEMENTS	T 103	RESIDENTIAL LAND & IMPROVEMENTS	Taxable Total:	473,400
			100% Alberta School Foundation Fund		
8194000	NE-19-24-25-4 156.00 Acres			C Corporation	
	F LAND	T 1	FARMLAND	Taxable Total:	41,390
			100% The Golden Hills Reg. Div. 15		
8194010	0412070 1 1 NE-19-24-25-4 3.00 Acres			NORTHEAST CORNER C Corporation	
	F LAND	T 1	FARMLAND	Taxable Total:	620
			100% The Golden Hills Reg. Div. 15		
8195000	NW-19-24-25-4 154.97 Acres			C Corporation	
	F LAND	T 1	FARMLAND	Taxable Total:	38,530
			100% The Golden Hills Reg. Div. 15		
8195010	1412128 1 2 NW-19-24-25-4 5.03 Acres 255073 TWP RD 244			NORTHWEST CORNER I Individual	
	R LAND & IMPROVEMENTS	T 103	RESIDENTIAL LAND & IMPROVEMENTS		364,430
	R	E 901	RURAL RESIDENCE EXEMPTION (RAP)		30,770
			100% The Golden Hills Reg. Div. 15	Totals:	395,200
8196000	SE-19-24-25-4 156.14 Acres			I Individual	
	F LAND	T 1	FARMLAND	Taxable Total:	41,740
			100% Alberta School Foundation Fund		
8196010	9512920 1 SE-19-24-25-4 2.86 Acres 243038 RGE RD 255			Northeast Corner I Individual	



2019 Assessment Roll (Valuation Date 1-July, 2019) 2020 Taxation Year, Wheatland County

Assessment Year: 2019
Tax Year: 2020

Roll	Legal Address					Total
	R	LAND & IMPROVEMENTS	T	103	RESIDENTIAL LAND & IMPROVEMENTS	Taxable Total: 489,100
					100% Alberta School Foundation Fund	
8197000	SW-19-24-25-4	129.44 Acres				I Individual
	F	LAND	T	1	FARMLAND	Taxable Total: 35,950
					100% Alberta School Foundation Fund	
8197020	1210052 2 1 SW-19-24-25-4	18.16 Acres				NORTHWEST CORNER
		243019 RGE RD 260				I Individual
	F	LAND & IMPROVEMENTS	T	1	FARMLAND	4,190
	R		T	103	RESIDENTIAL LAND & IMPROVEMENTS	438,910
						Taxable Total: 443,100
	R		E	901	RURAL RESIDENCE EXEMPTION (RAP)	4,190
	R		E	903	FARM BUILDING EXEMPT	18,720
					100% Alberta School Foundation Fund	Exempt Total: 22,910
						Totals: 466,010
8198000	0910326 1 1 SW-19-24-25-4	6.00 Acres				NW Corner LSD 5
		243039 RGE RD 260				I Individual
	F	LAND & IMPROVEMENTS	T	1	FARMLAND	260
	R		T	103	RESIDENTIAL LAND & IMPROVEMENTS	912,880
						Taxable Total: 913,140
	R		E	901	RURAL RESIDENCE EXEMPTION (RAP)	1,020
					100% Alberta School Foundation Fund	Totals: 914,160
8198010	0910326 1 2 SW-19-24-25-4	6.40 Acres				NW corner LSD 5
						I Individual
	F	LAND & IMPROVEMENTS	T	1	FARMLAND	760
	R		T	103	RESIDENTIAL LAND & IMPROVEMENTS	236,700
					100% Alberta School Foundation Fund	Taxable Total: 237,460
8199000	NE-20-24-25-4	158.00 Acres				C Corporation
	F	LAND	T	1	FARMLAND	Taxable Total: 44,630
					100% Christ The Redeemer Reg. 3	
8200000	NW-20-24-25-4	79.50 Acres				LSD 11 & 12
		243053 RGE RD 255				I Individual
	F	LAND & IMPROVEMENTS	T	1	FARMLAND	20,960
	R		T	103	RESIDENTIAL LAND & IMPROVEMENTS	344,640
						Taxable Total: 365,600
	R		E	901	RURAL RESIDENCE EXEMPTION (RAP)	20,960



2019 Assessment Roll (Valuation Date 1-July, 2019) 2020 Taxation Year, Wheatland County

Assessment Year: 2019
Tax Year: 2020

Roll	Legal Address				Total
		100% Alberta School Foundation Fund	Totals:		386,560
8201000	NW-20-24-25-4 40.00 Acres 254049 TWP RD 244		LSD 14 I Individual		
	F LAND & IMPROVEMENTS	T 1 FARMLAND			9,890
	R	T 103 RESIDENTIAL LAND & IMPROVEMENTS			305,710
			Taxable Total:		315,600
	R	E 901 RURAL RESIDENCE EXEMPTION (RAP)			9,890
	R	E 903 FARM BUILDING EXEMPT			14,570
		100% Alberta School Foundation Fund	Exempt Total:		24,460
			Totals:		340,060
8202000	NW-20-24-25-4 34.50 Acres 243071 RGE RD 255		LSD 13 I Individual		
	F LAND & IMPROVEMENTS	T 1 FARMLAND			7,990
	R	T 103 RESIDENTIAL LAND & IMPROVEMENTS			375,710
			Taxable Total:		383,700
	R	E 901 RURAL RESIDENCE EXEMPTION (RAP)			7,990
	R	E 903 FARM BUILDING EXEMPT			5,270
		100% Alberta School Foundation Fund	Exempt Total:		13,260
			Totals:		396,960
8202010	0914523 1 1 NW-20-24-25-4 5.00 Acres 243077 RGE RD 255		NW CORNER I Individual		
	R LAND & IMPROVEMENTS	T 103 RESIDENTIAL LAND & IMPROVEMENTS			
		100% Alberta School Foundation Fund	Taxable Total:		685,500
8203000	SE-20-24-25-4 156.60 Acres		C Corporation		
	F LAND	T 1 FARMLAND			
		100% Alberta School Foundation Fund	Taxable Total:		29,940
8203010	IRR171 RW 24 E -20-24-25-4 5.40 Acres		3.4 Ac SE & 2.0 Ac NE P Provincial		
	NR LAND	E 167 WESTERN IRRIGATION DIST EXEMPT			
		100% Alberta School Foundation Fund	Exempt Total:		59,790
8204000	SW-20-24-25-4 79.50 Acres 243017 RGE RD 255		South half I Individual		
	F LAND & IMPROVEMENTS	T 1 FARMLAND			20,790
	R	T 103 RESIDENTIAL LAND & IMPROVEMENTS			455,570
			Taxable Total:		476,360
	R	E 901 RURAL RESIDENCE EXEMPTION (RAP)			20,790



2019 Assessment Roll (Valuation Date 1-July, 2019) 2020 Taxation Year, Wheatland County

Assessment Year: 2019
Tax Year: 2020

Roll	Legal Address			Total
	R	E 903 FARM BUILDING EXEMPT 100% The Golden Hills Reg. Div. 15	Exempt Total: Totals:	83,640 104,430 580,790
8205000	SW-20-24-25-4 39.75 Acres 243021 RGE RD 255		South Half LSD 5 & 6 I Individual	
	F LAND & IMPROVEMENTS	T 1 FARMLAND		10,570
	R	T 103 RESIDENTIAL LAND & IMPROVEMENTS		481,230
			Taxable Total:	491,800
	R	E 901 RURAL RESIDENCE EXEMPTION (RAP)		10,570
	R	E 903 FARM BUILDING EXEMPT		5,550
		100% The Golden Hills Reg. Div. 15	Exempt Total: Totals:	16,120 507,920
8206000	SW-20-24-25-4 39.75 Acres 243031 RGE RD 255		North Half LSD 5 & 6 Dog Grooming I Individual	
	F LAND & IMPROVEMENTS	T 1 FARMLAND		9,820
	R	T 103 RESIDENTIAL LAND & IMPROVEMENTS		566,910
	NR	T 105 NON-RESEIDENTIAL LAND & IMPROVEMENTS		28,270
			Taxable Total:	605,000
	R	E 901 RURAL RESIDENCE EXEMPTION (RAP)		9,820
	R	E 903 FARM BUILDING EXEMPT		6,760
		100% Alberta School Foundation Fund	Exempt Total: Totals:	16,580 621,580
8207010	0612529 3 1 NW-21-24-25-4 3.00 Acres 243081 RGE RD 254		Northwest Corner C Corporation	
	R LAND & IMPROVEMENTS	T 103 RESIDENTIAL LAND & IMPROVEMENTS	Taxable Total:	439,200
		100% Alberta School Foundation Fund		
8208000	0612529 3 3 N -21-24-25-4 316.56 Acres 253033 TWP RD 244		OXBOW GOLF COURSE Oxbow Golf Course C Corporation	
	F LAND & IMPROVEMENTS	T 1 FARMLAND		29,620
	R	T 103 RESIDENTIAL LAND & IMPROVEMENTS		283,180
	NR	T 105 NON-RESEIDENTIAL LAND & IMPROVEMENTS		2,600,540
			Taxable Total:	2,913,340
	R	E 901 RURAL RESIDENCE EXEMPTION (RAP)		29,620
		100% The Golden Hills Reg. Div. 15	Totals:	2,942,960
8208010	0612529 3 2 NW-21-24-25-4 7.72 Acres 253043 TWP RD 244		NORTHEAST CORNER I Individual	
	R LAND & IMPROVEMENTS	T 103 RESIDENTIAL LAND & IMPROVEMENTS	Taxable Total:	641,800
		100% Alberta School Foundation Fund		



2019 Assessment Roll (Valuation Date 1-July, 2019) 2020 Taxation Year, Wheatland County

Assessment Year: 2019
Tax Year: 2020

Roll	Legal Address				Total
8216000	NE-24-24-25-4 145.00 Acres				
		I Individual			
	F LAND	T 1 FARMLAND	Taxable Total:		19,790
		100% Alberta School Foundation Fund			
8216010	9611074 1 NE-24-24-25-4 15.00 Acres 250041 TWP RD 244	Northwest Corner			
		I Individual			
	F LAND & IMPROVEMENTS	T 1 FARMLAND			1,670
	R	T 103 RESIDENTIAL LAND & IMPROVEMENTS			649,000
		Taxable Total:			650,670
	R	E 901 RURAL RESIDENCE EXEMPTION (RAP)			3,100
		100% Alberta School Foundation Fund			
		Totals:			653,770
8218000	SE-24-24-25-4 157.00 Acres	North of Canal			
		I Individual			
	F LAND	T 1 FARMLAND	Taxable Total:		15,910
		100% Alberta School Foundation Fund			
8218010	9611228 1 SE-24-24-25-4 3.00 Acres 243038 RGE RD 250	Northeast Corner			
		I Individual			
	R LAND & IMPROVEMENTS	T 103 RESIDENTIAL LAND & IMPROVEMENTS	Taxable Total:		802,400
		100% Alberta School Foundation Fund			
8221000	NE-25-24-25-4 160.00 Acres				
		I Individual			
	F LAND	T 1 FARMLAND	Taxable Total:		30,500
		100% Alberta School Foundation Fund			
8222000	NW-25-24-25-4 122.35 Acres				
		I Individual			
	F LAND	T 1 FARMLAND	Taxable Total:		14,760
		100% Alberta School Foundation Fund			
8222005	9711029 1 NW-25-24-25-4 3.00 Acres 244055 RGE RD 251	South of Canal, W Side of Ort			
		I Individual			
	R LAND & IMPROVEMENTS	T 103 RESIDENTIAL LAND & IMPROVEMENTS	Taxable Total:		657,500
		100% The Golden Hills Reg. Div. 15			
8222010	9211258 1 NW-25-24-25-4 2.99 Acres 244079 RGE RD 251	Northwest Corner			
		I Individual			
	R LAND & IMPROVEMENTS	T 103 RESIDENTIAL LAND & IMPROVEMENTS	Taxable Total:		324,800
		100% Alberta School Foundation Fund			



2019 Assessment Roll (Valuation Date 1-July, 2019) 2020 Taxation Year, Wheatland County

Assessment Year: 2019
Tax Year: 2020

Roll	Legal Address						Total
8222020	NW-25-24-25-4	10.23 Acres			West of Canal Right-of-Way		
	244061 RGE RD 251				I Individual		
	F LAND & IMPROVEMENTS		T 1	FARMLAND			610
	R		T 103	RESIDENTIAL LAND & IMPROVEMENTS			432,790
					Taxable Total:		433,400
	R		E 901	RURAL RESIDENCE EXEMPTION (RAP)			610
			100% Alberta School Foundation Fund		Totals:		434,010
8222030	9411955 NW-25-24-25-4	8.33 Acres			AREA "B" North Westerly Prtn		
					I Individual		
	NR LAND		E 167	WESTERN IRRIGATION DIST EXEMPT		Exempt Total:	214,010
			100% Alberta School Foundation Fund				
8222040	9411955 NW-25-24-25-4	6.28 Acres			CANAL RIGHT OF WAY		
					I Individual		
	NR LAND		E 167	WESTERN IRRIGATION DIST EXEMPT		Exempt Total:	191,320
			100% Alberta School Foundation Fund				
8222050	0914217 2 1 NW-25-24-25-4	3.00 Acres			78.91m NORTH OF S.W. CORNER		
	244047 RGE RD 251				I Individual		
	R LAND & IMPROVEMENTS		T 103	RESIDENTIAL LAND & IMPROVEMENTS			689,620
	R		E 901	RURAL RESIDENCE EXEMPTION (RAP)			45,630
	R		E 903	FARM BUILDING EXEMPT			13,950
			100% Christ The Redeemer Reg. 3		Exempt Total:		59,580
					Totals:		749,200
8222060	0914217 2 2 NW-25-24-25-4	3.00 Acres			S.W. CORNER		
	244043 RGE RD 251				I Individual		
	R LAND & IMPROVEMENTS		T 103	RESIDENTIAL LAND & IMPROVEMENTS		Taxable Total:	661,100
			100% Alberta School Foundation Fund				
8223000	SE-25-24-25-4	157.00 Acres			I Individual		
	244008 RGE RD 250						
	F LAND & IMPROVEMENTS		T 1	FARMLAND			22,040
	R		T 103	RESIDENTIAL LAND & IMPROVEMENTS			417,680
					Taxable Total:		439,720
	R		E 901	RURAL RESIDENCE EXEMPTION (RAP)			65,620
			100% Alberta School Foundation Fund		Totals:		505,340
8223010	9511555 1 SE-25-24-25-4	3.00 Acres			Northeast Corner		
	244038 RGE RD 250				I Individual		
	R LAND & IMPROVEMENTS		T 103	RESIDENTIAL LAND & IMPROVEMENTS			590,810



2019 Assessment Roll (Valuation Date 1-July, 2019) 2020 Taxation Year, Wheatland County

Assessment Year: 2019
Tax Year: 2020

Roll	Legal Address					Total
	R		E 901	RURAL RESIDENCE EXEMPTION (RAP)		23,790
			100%	Alberta School Foundation Fund	Totals:	614,600
8225000	NE-26-24-25-4	103.38 Acres			C Corporation	
	F LAND		T 1	FARMLAND	Taxable Total:	18,590
			100%	Alberta School Foundation Fund		
8225010	NE-26-24-25-4	33.47 Acres			Northeast of Canal	
	244062 RGE RD 251				I Individual	
	F LAND & IMPROVEMENTS		T 1	FARMLAND		2,590
	R		T 103	RESIDENTIAL LAND & IMPROVEMENTS		390,610
					Taxable Total:	393,200
	R		E 901	RURAL RESIDENCE EXEMPTION (RAP)		2,590
	R		E 903	FARM BUILDING EXEMPT		15,350
			100%	Alberta School Foundation Fund	Exempt Total:	17,940
					Totals:	411,140
8225020	9411127 RW 24	NE-26-24-25-4 5.54 Acres			LSD 15,16 & 9	
					P Provincial	
	NR LAND		E 167	WESTERN IRRIGATION DIST EXEMPT	Exempt Total:	61,340
			100%	Alberta School Foundation Fund		
8225030	1912040 1 1	NE-26-24-25-4 16.01 Acres			SE Corner	
	244046 RGE RD 251				I Individual	
	F LAND & IMPROVEMENTS		T 1	FARMLAND		1,100
	R		T 103	RESIDENTIAL LAND & IMPROVEMENTS		967,780
					Taxable Total:	968,880
	R		E 901	RURAL RESIDENCE EXEMPTION (RAP)		28,920
			100%	Alberta School Foundation Fund	Totals:	997,800
8226000	NW-26-24-25-4	132.04 Acres			Southeast of Canal	
	244059 HWY 817				I Individual	
	F LAND & IMPROVEMENTS		T 1	FARMLAND		18,700
	R		T 103	RESIDENTIAL LAND & IMPROVEMENTS		566,900
					Taxable Total:	585,600
	R		E 901	RURAL RESIDENCE EXEMPTION (RAP)		18,700
			100%	Alberta School Foundation Fund	Totals:	604,300
8227000	NW-26-24-25-4	20.26 Acres			Northwest of Canal	
					I Individual	
	F LAND		T 1	FARMLAND	Taxable Total:	1,720
			100%	Alberta School Foundation Fund		



2019 Assessment Roll (Valuation Date 1-July, 2019) 2020 Taxation Year, Wheatland County

Assessment Year: 2019
Tax Year: 2020

Roll	Legal Address				Total
8227010	IRR382	NW-26-24-25-4	4.76 Acres	CANAL RIGHT OF WAY I Individual	
	NR	LAND	E 167	WESTERN IRRIGATION DIST EXEMPT 100% Alberta School Foundation Fund	Exempt Total: 174,490
8232000	NE-27-24-25-4	86.45 Acres		North & West of Canal Four Sisters Farms I Individual	
	F	LAND & IMPROVEMENTS	T 1	FARMLAND	5,950
	R		T 103	RESIDENTIAL LAND & IMPROVEMENTS	935,950
				Taxable Total:	941,900
	R		E 901	RURAL RESIDENCE EXEMPTION (RAP)	5,950
	R		E 903	FARM BUILDING EXEMPT 100% Alberta School Foundation Fund	11,500
				Exempt Total:	17,450
				Totals:	959,350
8232010	IRR358	NE-27-24-25-4	8.91 Acres	CANAL RIGHT OF WAY I Individual	
	NR	LAND	E 167	WESTERN IRRIGATION DIST EXEMPT 100% Alberta School Foundation Fund	Exempt Total: 220,430
8233000	NE-27-24-25-4	63.10 Acres		South of Canal I Individual	
	F	LAND & IMPROVEMENTS	T 1	FARMLAND	6,050
	R		E 903	FARM BUILDING EXEMPT 100% Alberta School Foundation Fund	96,100
				Totals:	102,150
8234000	NW-27-24-25-4	145.06 Acres		I Individual	
	F	LAND	T 1	FARMLAND 100% Alberta School Foundation Fund	Taxable Total: 15,370
8234010	9812953 2	NW-27-24-25-4	3.00 Acres	SOUTHWEST CORNER I Individual	
	244045	RGE RD 253			
	R	LAND & IMPROVEMENTS	T 103	RESIDENTIAL LAND & IMPROVEMENTS 100% The Golden Hills Reg. Div. 15	Taxable Total: 604,200
8234020	1911099 3 1	NW-27-24-25-4	4.99 Acres	Within Central part LSD 12 I Individual	
	F	LAND	T 1	FARMLAND 100% Alberta School Foundation Fund	Taxable Total: 590
8234030	1911099 3 2	NW-27-24-25-4	6.96 Acres	93.76 m North of SW corner I Individual	



2019 Assessment Roll (Valuation Date 1-July, 2019) 2020 Taxation Year, Wheatland County

Assessment Year: 2019
Tax Year: 2020

Roll	Legal Address				Total
	F	LAND	T	1 FARMLAND	
				100% Alberta School Foundation Fund	Taxable Total: 830
8239000	NE-28-24-25-4	157.00 Acres			I Individual
	F	LAND	T	1 FARMLAND	
				100% Alberta School Foundation Fund	Taxable Total: 13,910
8239010	9711495 1 NE-28-24-25-4	3.00 Acres			Southeast Corner
	244046 RGE RD 253				I Individual
	R	LAND & IMPROVEMENTS	T	103 RESIDENTIAL LAND & IMPROVEMENTS	
				50% The Golden Hills Reg. Div. 15	Taxable Total: 769,500
				50% Christ The Redeemer Reg. 3	
8240000	NW-28-24-25-4	160.00 Acres			I Individual
	244043A RGE RD 254				
	F	LAND & IMPROVEMENTS	T	1 FARMLAND	26,060
	R		T	103 RESIDENTIAL LAND & IMPROVEMENTS	498,780
					Taxable Total: 524,840
	R		E	901 RURAL RESIDENCE EXEMPTION (RAP)	26,060
	R		E	903 FARM BUILDING EXEMPT	6,540
				100% Alberta School Foundation Fund	Exempt Total: 32,600
					Totals: 557,440
8241000	SE-28-24-25-4	157.00 Acres			C Corporation
	253032 TWP RD 244				
	F	LAND & IMPROVEMENTS	T	1 FARMLAND	20,550
	R		T	103 RESIDENTIAL LAND & IMPROVEMENTS	246,000
					Taxable Total: 266,550
	R		E	901 RURAL RESIDENCE EXEMPTION (RAP)	17,200
				100% Alberta School Foundation Fund	Totals: 283,750
8241010	9812954 1 SE-28-24-25-4	3.00 Acres			SOUTHEAST CORNER
					I Individual
	F	LAND	T	1 FARMLAND	
				100% Christ The Redeemer Reg. 3	Taxable Total: 260
8242000	SW-28-24-25-4	151.01 Acres			I Individual
	253064 TWP RD 244				
	F	LAND & IMPROVEMENTS	T	1 FARMLAND	29,160
	R		T	103 RESIDENTIAL LAND & IMPROVEMENTS	485,040
					Taxable Total: 514,200
	R		E	901 RURAL RESIDENCE EXEMPTION (RAP)	29,160



2019 Assessment Roll (Valuation Date 1-July, 2019) 2020 Taxation Year, Wheatland County

Assessment Year: 2019
Tax Year: 2020

Roll	Legal Address						Total
					100% Alberta School Foundation Fund	Totals:	543,360
8242010	9810103 1	SW-28-24-25-4	3.00 Acres			CENTER PART ALONG SOUTH SIDE	
	253056	TWP RD 244				I Individual	
	R	LAND & IMPROVEMENTS		T	103	RESIDENTIAL LAND & IMPROVEMENTS	Taxable Total: 628,100
					100% Alberta School Foundation Fund		
8242020	0710230 1 1	SW-28-24-25-4	2.99 Acres			SE CORNER	
	253044	TWP RD 244				I Individual	
	R	LAND & IMPROVEMENTS		T	103	RESIDENTIAL LAND & IMPROVEMENTS	Taxable Total: 580,700
					100% Alberta School Foundation Fund		
8242030	1010700 2 2	SW-28-24-25-4	3.00 Acres			SW CORNER	
	244005	RGE RD 254				I Individual	
	R	LAND & IMPROVEMENTS		T	103	RESIDENTIAL LAND & IMPROVEMENTS	Taxable Total: 454,300
					100% Alberta School Foundation Fund		
8243000	NE-29-24-25-4		156.91 Acres				
	244056	RGE RD 254				I Individual	
	F	LAND & IMPROVEMENTS		T	1	FARMLAND	31,230
	R			T	103	RESIDENTIAL LAND & IMPROVEMENTS	372,760
						Taxable Total:	403,990
	R			E	901	RURAL RESIDENCE EXEMPTION (RAP)	61,540
					100% Christ The Redeemer Reg. 3	Totals:	465,530
8243010	9912002 1	NE-29-24-25-4	3.09 Acres			SOUTHEAST CORNER	
						I Individual	
	R	LAND & IMPROVEMENTS		T	103	RESIDENTIAL LAND & IMPROVEMENTS	Taxable Total: 177,100
					100% Alberta School Foundation Fund		
8244000	NW-29-24-25-4		145.73 Acres				
						I Individual	
	F	LAND		T	1	FARMLAND	Taxable Total: 37,260
					100% Christ The Redeemer Reg. 3		
8244010	9912003 1	NW-29-24-25-4	3.14 Acres			SOUTHWEST CORNER	
						C Corporation	
	F	LAND		T	1	FARMLAND	Taxable Total: 690
					100% Alberta School Foundation Fund		
8244012	1510586 2 1	NW-29-24-25-4	3.14 Acres			140m N of SW Corner	
	254080	TWP RD 244A				I Individual	
	R	LAND & IMPROVEMENTS		T	103	RESIDENTIAL LAND & IMPROVEMENTS	Taxable Total: 456,400



2019 Assessment Roll (Valuation Date 1-July, 2019) 2020 Taxation Year, Wheatland County

Assessment Year: 2019
Tax Year: 2020

Roll	Legal Address					Total
	100% Alberta School Foundation Fund					
8244014	1510586 2 2	NW-29-24-25-4	3.14 Acres		NE Corner LSD 12 I Individual	
	F	LAND		T 1	FARMLAND	Taxable Total: 690
	100% Alberta School Foundation Fund					
8244016	1510586 2 3	NW-29-24-25-4	3.14 Acres		115m E of SW corner I Individual	
	F	LAND		T 1	FARMLAND	Taxable Total: 960
	100% Christ The Redeemer Reg. 3					
8245000	SE-29-24-25-4		158.20 Acres		C Corporation	
	F	LAND		T 1	FARMLAND	Taxable Total: 42,810
	100% Christ The Redeemer Reg. 3					
8245010	IRR208	SE-29-24-25-4	1.80 Acres		Canal R of Way I Individual	
	NR	LAND		E 167	WESTERN IRRIGATION DIST EXEMPT	Exempt Total: 2,220
	100% Alberta School Foundation Fund					
8246000	SW-29-24-25-4		157.00 Acres		I Individual	
	F	LAND		T 1	FARMLAND	Taxable Total: 43,630
	100% Alberta School Foundation Fund					
8246010	9511475 1	SW-29-24-25-4	3.00 Acres		Southeast Corner I Individual	
	244005 RGE RD 255					
	R	LAND & IMPROVEMENTS		T 103	RESIDENTIAL LAND & IMPROVEMENTS	586,550
	R			E 903	FARM BUILDING EXEMPT	22,470
	100% Alberta School Foundation Fund					Totals: 609,020
8247000	NE-30-24-25-4		144.18 Acres		I Individual	
	F	LAND		T 1	FARMLAND	Taxable Total: 38,560
	100% Christ The Redeemer Reg. 3					
8247010	NE-30-24-25-4		2.23 Acres		Northeast Corner I Individual	
	244082 RGE RD 255					
	R	LAND & IMPROVEMENTS		T 103	RESIDENTIAL LAND & IMPROVEMENTS	Taxable Total: 471,500
	100% Alberta School Foundation Fund					



2019 Assessment Roll (Valuation Date 1-July, 2019) 2020 Taxation Year, Wheatland County

Assessment Year: 2019
Tax Year: 2020

Roll	Legal Address	Total
8247101	1313094 1 1 NE-30-24-25-4 2.99 Acres Southeast Corner I Individual	
	F LAND T 1 FARMLAND 100% Christ The Redeemer Reg. 3	880
8247102	1313094 1 2 NE-30-24-25-4 2.99 Acres 110m West of SE Corner I Individual	
	F LAND T 1 FARMLAND 100% Christ The Redeemer Reg. 3	880
8247103	1313094 1 3 NE-30-24-25-4 2.99 Acres 140m N & 110m W of SE Corner I Individual	
	F LAND T 1 FARMLAND 100% Christ The Redeemer Reg. 3	880
8247104	1313094 1 4 NE-30-24-25-4 2.99 Acres 140 m N of SE Corner I Individual	
	F LAND T 1 FARMLAND 100% Christ The Redeemer Reg. 3	880
8248000	NW-30-24-25-4 160.00 Acres I Individual	
	F LAND T 1 FARMLAND 100% Alberta School Foundation Fund	40,730
8249000	SE-30-24-25-4 147.00 Acres I Individual	
	F LAND T 1 FARMLAND 100% Alberta School Foundation Fund	30,800
8249010	9511476 1 SE-30-24-25-4 3.00 Acres 244004 RGE RD 255 South East Corner I Individual	
	R LAND & IMPROVEMENTS T 103 RESIDENTIAL LAND & IMPROVEMENTS 100% The Golden Hills Reg. Div. 15	430,000
8249020	1213701 2 1 SE-30-24-25-4 10.00 Acres 244038 RGE RD 255 NORTHEAST CORNER I Individual	
	F LAND & IMPROVEMENTS T 1 FARMLAND	1,660
	R T 103 RESIDENTIAL LAND & IMPROVEMENTS	391,840
		Taxable Total: 393,500
	R E 901 RURAL RESIDENCE EXEMPTION (RAP)	32,460
		Totals: 425,960



2019 Assessment Roll (Valuation Date 1-July, 2019) 2020 Taxation Year, Wheatland County

Assessment Year: 2019
Tax Year: 2020

Roll	Legal Address	100% Alberta School Foundation Fund	Total
8250000	SW-30-24-25-4 159.71 Acres	I Individual	
	F LAND	T 1 FARMLAND	Taxable Total: 38,700
		100% Alberta School Foundation Fund	
8251000	NE-31-24-25-4 156.44 Acres 255019 TWP RD 250	I Individual	
	F LAND & IMPROVEMENTS	T 1 FARMLAND	40,040
	R	T 103 RESIDENTIAL LAND & IMPROVEMENTS	732,460
		Taxable Total:	772,500
	R	E 901 RURAL RESIDENCE EXEMPTION (RAP)	40,040
		100% Alberta School Foundation Fund	Totals: 812,540
8252000	NE-31-24-25-4 2.57 Acres 255037 TWP RD 250	NORTHWEST CORNER G.H. Studio & Flour Mill Operation I Individual	
	ME LAND & IMPROVEMENTS	T 7 MACHINERY & EQUIPMENT	6,040
	R	T 103 RESIDENTIAL LAND & IMPROVEMENTS	613,750
	NR	T 105 NON-RESEIDENTIAL LAND & IMPROVEMENTS	36,030
		Taxable Total:	655,820
	R	E 901 RURAL RESIDENCE EXEMPTION (RAP)	4,400
	R	E 903 FARM BUILDING EXEMPT	15,520
		100% Christ The Redeemer Reg. 3	Exempt Total: 19,920
		Totals:	675,740
8253000	NW-31-24-25-4 159.01 Acres	I Individual	
	F LAND	T 1 FARMLAND	Taxable Total: 36,050
		100% Alberta School Foundation Fund	
8254000	SE-31-24-25-4 146.15 Acres	I Individual	
	F LAND	T 1 FARMLAND	Taxable Total: 37,510
		100% Alberta School Foundation Fund	
8254010	9912090 1 SE-31-24-25-4 3.00 Acres 245004 RGE RD 255	SOUTHEAST CORNER I Individual	
	R LAND & IMPROVEMENTS	T 103 RESIDENTIAL LAND & IMPROVEMENTS	Taxable Total: 268,200
		100% Christ The Redeemer Reg. 3	
8254020	1412615 2 1 SE-31-24-25-4 3.01 Acres 5 245006 RGE RD 255	122m W of SE corner I Individual	
	R LAND & IMPROVEMENTS	T 103 RESIDENTIAL LAND & IMPROVEMENTS	Taxable Total: 652,100



2019 Assessment Roll (Valuation Date 1-July, 2019) 2020 Taxation Year, Wheatland County

Assessment Year: 2019
Tax Year: 2020

Roll	Legal Address					Total
100% Alberta School Foundation Fund						
8254110	1412615 2 2 SE-31-24-25-4 3.00 Acres 4 245006 RGE RD 255	NW Corner of LSD 1 I Individual				
	R LAND & IMPROVEMENTS	T 103	RESIDENTIAL LAND & IMPROVEMENTS		Taxable Total:	598,200
100% Alberta School Foundation Fund						
8254120	1412615 2 3 SE-31-24-25-4 3.00 Acres 2 245006 RGE RD 255	129m N of SE corner I Individual				
	R LAND & IMPROVEMENTS	T 103	RESIDENTIAL LAND & IMPROVEMENTS		Taxable Total:	457,600
100% Alberta School Foundation Fund						
8255000	SW-31-24-25-4 160.00 Acres					
		I Individual				
	F LAND	T 1	FARMLAND		Taxable Total:	38,780
100% Alberta School Foundation Fund						
8256000	NE-32-24-25-4 155.51 Acres					
		I Individual				
	F LAND & IMPROVEMENTS	T 1	FARMLAND			11,680
	R	T 103	RESIDENTIAL LAND & IMPROVEMENTS			211,150
			Taxable Total:			222,830
	R	E 903	FARM BUILDING EXEMPT			32,150
100% Alberta School Foundation Fund						
					Totals:	254,980
8256010	9913347 2 NE-32-24-25-4 3.51 Acres 254005 TWP RD 250	NORTHEAST CORNER I Individual				
	R LAND & IMPROVEMENTS	T 103	RESIDENTIAL LAND & IMPROVEMENTS		Taxable Total:	500,600
100% Alberta School Foundation Fund						
8257000	NW-32-24-25-4 154.01 Acres					
		C Corporation				
	F LAND	T 1	FARMLAND		Taxable Total:	36,550
100% Christ The Redeemer Reg. 3						
8258000	9810288 1 1 NW-32-24-25-4 5.01 Acres 245075 RGE RD 255	Northwest Corner I Individual				
	F LAND & IMPROVEMENTS	T 1	FARMLAND			450
	R	T 103	RESIDENTIAL LAND & IMPROVEMENTS			648,650
			Taxable Total:			649,100
	R	E 901	RURAL RESIDENCE EXEMPTION (RAP)			450
100% Christ The Redeemer Reg. 3						
					Totals:	649,550



2019 Assessment Roll (Valuation Date 1-July, 2019) 2020 Taxation Year, Wheatland County

Assessment Year: 2019
Tax Year: 2020

Roll	Legal Address	Total
8259000	SE-32-24-25-4 160.00 Acres	
	I Individual	
	F LAND T 1 FARMLAND Taxable Total: 19,270	
	100% Alberta School Foundation Fund	
8260000	SW-32-24-25-4 155.00 Acres	
	245011 RGE RD 255 Jasz Equestrian Boarding & Training	
	I Individual	
	F LAND & IMPROVEMENTS T 1 FARMLAND 31,330	
	NR T 105 NON-RESEIDENTIAL LAND & IMPROVEMENTS 286,750	
	R E 903 FARM BUILDING EXEMPT Taxable Total: 318,080	
	100% Alberta School Foundation Fund Totals: 257,260	
		575,340
8261000	SW-32-24-25-4 5.00 Acres	
	244083 RGE RD 255 Southwest Corner	
	I Individual	
	F LAND & IMPROVEMENTS T 1 FARMLAND 430	
	R T 103 RESIDENTIAL LAND & IMPROVEMENTS 526,670	
	R E 901 RURAL RESIDENCE EXEMPTION (RAP) Taxable Total: 527,100	
	100% Alberta School Foundation Fund Totals: 430	
		527,530
8262000	NE-33-24-25-4 159.00 Acres	
	I Individual	
	F LAND T 1 FARMLAND Taxable Total: 12,310	
	100% Alberta School Foundation Fund	
8263000	NW-33-24-25-4 159.00 Acres	
	I Individual	
	F LAND T 1 FARMLAND Taxable Total: 24,430	
	100% Alberta School Foundation Fund	
8264000	SE-33-24-25-4 155.00 Acres	
	C Corporation	
	F LAND T 1 FARMLAND Taxable Total: 12,320	
	100% Alberta School Foundation Fund	
8264010	SE-33-24-25-4 5.00 Acres	
	245004 RGE RD 253 South East Corner	
	I Individual	
	R LAND & IMPROVEMENTS T 103 RESIDENTIAL LAND & IMPROVEMENTS Taxable Total: 577,200	
	100% Alberta School Foundation Fund	
8265000	SW-33-24-25-4 155.00 Acres	
	245027 RGE RD 254 I Individual	



2019 Assessment Roll (Valuation Date 1-July, 2019) 2020 Taxation Year, Wheatland County

Assessment Year: 2019
Tax Year: 2020

Roll	Legal Address				Total	
	F	LAND & IMPROVEMENTS		T 1	FARMLAND	24,760
	R			T 103	RESIDENTIAL LAND & IMPROVEMENTS	1,051,850
					Taxable Total:	1,076,610
	R			E 901	RURAL RESIDENCE EXEMPTION (RAP)	24,970
	R			E 903	FARM BUILDING EXEMPT	59,780
					50% The Golden Hills Reg. Div. 15 50% Christ The Redeemer Reg. 3	Exempt Total: 84,750 Totals: 1,161,360
8266000	SW-33-24-25-4 5.00 Acres 245003 RGE RD 254		Southwest Corner I Individual			
	F	LAND & IMPROVEMENTS		T 1	FARMLAND	210
	R			T 103	RESIDENTIAL LAND & IMPROVEMENTS	378,000
					50% The Golden Hills Reg. Div. 15	Taxable Total: 378,210
					50% Christ The Redeemer Reg. 3	
8267000	NE-34-24-25-4 157.02 Acres		I Individual			
	F	LAND		T 1	FARMLAND	Taxable Total: 21,750
					100% Alberta School Foundation Fund	
8268000	NW-34-24-25-4 155.01 Acres 252059 TWP RD 250		I Individual			
	F	LAND & IMPROVEMENTS		T 1	FARMLAND	16,970
	R			T 103	RESIDENTIAL LAND & IMPROVEMENTS	628,120
					Taxable Total:	645,090
	R			E 901	RURAL RESIDENCE EXEMPTION (RAP)	61,540
	R			E 903	FARM BUILDING EXEMPT	11,860
					100% Alberta School Foundation Fund	Exempt Total: 73,400 Totals: 718,490
8268010	9811676 1	NW-34-24-25-4 4.00 Acres 252065 TWP RD 250	West 1266' of NorthEast Corner I Individual			
	R	LAND & IMPROVEMENTS		T 103	RESIDENTIAL LAND & IMPROVEMENTS	644,000
	R			E 903	FARM BUILDING EXEMPT	17,100
					100% Alberta School Foundation Fund	Totals: 661,100
8269000	SE-34-24-25-4 158.00 Acres		I Individual			
	F	LAND		T 1	FARMLAND	Taxable Total: 15,670
					100% Alberta School Foundation Fund	
8270000	SW-34-24-25-4 160.00 Acres		I Individual			



2019 Assessment Roll (Valuation Date 1-July, 2019) 2020 Taxation Year, Wheatland County

Assessment Year: 2019
Tax Year: 2020

Roll	Legal Address				Total
	F LAND	T 1 FARMLAND	Taxable Total:	14,090	
		100% Alberta School Foundation Fund			
8271000	NE-35-24-25-4 140.83 Acres 251031 TWP RD 250		I Individual		
	F LAND	T 1 FARMLAND	Taxable Total:	19,620	
		100% Alberta School Foundation Fund			
8271010	9210865 1 NE-35-24-25-4 2.89 Acres 245042 RGE RD 251		Southeast Corner I Individual		
	R LAND & IMPROVEMENTS	T 103 RESIDENTIAL LAND & IMPROVEMENTS	Taxable Total:	344,600	
		100% Alberta School Foundation Fund			
8271020	1310564 2 1 NE-35-24-25-4 6.02 Acres 251035 TWP RD 250		I Individual		
	F LAND & IMPROVEMENTS	T 1 FARMLAND		400	
	R	T 103 RESIDENTIAL LAND & IMPROVEMENTS		552,980	
			Taxable Total:	553,380	
	R	E 901 RURAL RESIDENCE EXEMPTION (RAP)		20,020	
		100% Alberta School Foundation Fund	Totals:	573,400	
8272000	NW-35-24-25-4 157.00 Acres		I Individual		
	F LAND	T 1 FARMLAND	Taxable Total:	13,450	
		100% Alberta School Foundation Fund			
8273000	SE-35-24-25-4 128.29 Acres 245008 RGE RD 251		Southwest of Canal I Individual		
	F LAND & IMPROVEMENTS	T 1 FARMLAND		11,290	
	R	T 103 RESIDENTIAL LAND & IMPROVEMENTS		616,760	
			Taxable Total:	628,050	
	R	E 901 RURAL RESIDENCE EXEMPTION (RAP)		11,290	
	R	E 903 FARM BUILDING EXEMPT		13,750	
		100% The Golden Hills Reg. Div. 15	Exempt Total:	25,040	
			Totals:	653,090	
8273010	SE-35-24-25-4 9.66 Acres 245034 RGE RD 251		Northeast of Canal I Individual		
	F LAND & IMPROVEMENTS	T 1 FARMLAND		570	
	R	T 103 RESIDENTIAL LAND & IMPROVEMENTS		452,430	
			Taxable Total:	453,000	
	R	E 901 RURAL RESIDENCE EXEMPTION (RAP)		570	
			Totals:	453,570	



2019 Assessment Roll (Valuation Date 1-July, 2019) 2020 Taxation Year, Wheatland County

Assessment Year: 2019
Tax Year: 2020

Roll	Legal Address	100% The Golden Hills Reg. Div. 15			Total
8273020	9311690 1 SE-35-24-25-4 3.00 Acres 245006 RGE RD 251	South East Corner Dog Kennel I Individual			
	R LAND & IMPROVEMENTS	T 103	RESIDENTIAL LAND & IMPROVEMENTS		348,900
	NR	T 105	NON-RESEIDENTIAL LAND & IMPROVEMENTS		183,940
		100% Alberta School Foundation Fund			
		Taxable Total:			532,840
8274000	SE-35-24-25-4 9.00 Acres	South of Canal I Individual			
	F LAND	T 1	FARMLAND		1,170
		100% Alberta School Foundation Fund			
8275000	SW-35-24-25-4 118.90 Acres	North of Canal I Individual			
	F LAND	T 1	FARMLAND		9,260
		100% Alberta School Foundation Fund			
8276000	SW-35-24-25-4 31.78 Acres	Southeast of Canal I Individual			
	F LAND	T 1	FARMLAND		4,750
		100% Alberta School Foundation Fund			
8277000	NE-36-24-25-4 155.80 Acres 250041 TWP RD 250	I Individual			
	F LAND & IMPROVEMENTS	T 1	FARMLAND		17,420
	R	T 103	RESIDENTIAL LAND & IMPROVEMENTS		293,700
		100% The Golden Hills Reg. Div. 15			
		Taxable Total:			311,120
8278000	NE-36-24-25-4 1.64 Acres 245044 RGE RD 250	Southeast of Canal I Individual			
	R LAND & IMPROVEMENTS	T 103	RESIDENTIAL LAND & IMPROVEMENTS		508,800
		100% Alberta School Foundation Fund			
8279000	NW-36-24-25-4 154.30 Acres 250055 TWP RD 250	I Individual			
	F LAND & IMPROVEMENTS	T 1	FARMLAND		24,760
	R	T 103	RESIDENTIAL LAND & IMPROVEMENTS		313,220
		Taxable Total:			337,980
	R	E 901	RURAL RESIDENCE EXEMPTION (RAP)		42,580
		100% The Golden Hills Reg. Div. 15			
		Totals:			380,560
8279010	0511985 1 1 NW-36-24-25-4 3.67 Acres 245065 RGE RD 251	SW Corner LSD 13 I Individual			



2019 Assessment Roll (Valuation Date 1-July, 2019) 2020 Taxation Year, Wheatland County

Assessment Year: 2019
Tax Year: 2020

Roll	Legal Address				Total
	R	LAND & IMPROVEMENTS	T 103	RESIDENTIAL LAND & IMPROVEMENTS 100% The Golden Hills Reg. Div. 15	Taxable Total: 586,300
8280000	9111470 3	SE-36-24-25-4 154.90 Acres 245008 RGE RD 250			Ptn SE & SW, S & E of Canal I Individual
	F	LAND & IMPROVEMENTS	T 1	FARMLAND	31,640
	R		T 103	RESIDENTIAL LAND & IMPROVEMENTS	1,061,570
					Taxable Total: 1,093,210
	R		E 901	RURAL RESIDENCE EXEMPTION (RAP)	31,640
	R		E 903	FARM BUILDING EXEMPT	68,810
			100%	Alberta School Foundation Fund	Exempt Total: 100,450
					Totals: 1,193,660
8280010	9111470 1	SE-36-24-25-4 25.00 Acres 245036A RGE RD 250			Southeast of Canal I Individual
	F	LAND & IMPROVEMENTS	T 1	FARMLAND	3,740
	R		T 103	RESIDENTIAL LAND & IMPROVEMENTS	1,007,560
					Taxable Total: 1,011,300
	R		E 901	RURAL RESIDENCE EXEMPTION (RAP)	3,740
			100%	The Golden Hills Reg. Div. 15	Totals: 1,015,040
8280020	9111469 2	SE-36-24-25-4 3.00 Acres 245002 RGE RD 250			Southeast Corner I Individual
	R	LAND & IMPROVEMENTS	T 103	RESIDENTIAL LAND & IMPROVEMENTS 100% Alberta School Foundation Fund	Taxable Total: 336,800
8281000	SE-36-24-25-4	4.76 Acres			North Central, North of Canal I Individual
	F	LAND	T 1	FARMLAND 100% The Golden Hills Reg. Div. 15	Taxable Total: 400
8282000	SE-36-24-25-4	1.94 Acres			Wthn Prcl C on Irr 299 NW Cnl I Individual
	R	LAND	T 104	RESIDENTIAL VACANT LAND 100% Alberta School Foundation Fund	Taxable Total: 2,900
8283000	SW-36-24-25-4	102.77 Acres 245015 RGE RD 251			EAST OF SPILLWAY I Individual
	F	LAND & IMPROVEMENTS	T 1	FARMLAND	7,960
	R		T 103	RESIDENTIAL LAND & IMPROVEMENTS	304,660
					Taxable Total: 312,620
	R		E 901	RURAL RESIDENCE EXEMPTION (RAP)	61,540
					Totals: 374,160



2019 Assessment Roll (Valuation Date 1-July, 2019) 2020 Taxation Year, Wheatland County

Assessment Year: 2019
Tax Year: 2020

Roll	Legal Address	100% Alberta School Foundation Fund			Total
8283005	IRR299 RW 24 S -36-24-25-4 18.64 Acres	8.4a SE, 8.72a SW, & 1.52a NE P Provincial			
	NR LAND	E 167	WESTERN IRRIGATION DIST EXEMPT	Exempt Total:	120,380
		100% Alberta School Foundation Fund			
8283010	9010347 1 SW-36-24-25-4 8.22 Acres	Northwest Corner I Individual			
	F LAND & IMPROVEMENTS	T 1	FARMLAND		500
	R	T 103	RESIDENTIAL LAND & IMPROVEMENTS		214,000
		100% Alberta School Foundation Fund			
		Taxable Total:			214,500
8283020	SW-36-24-25-4 1.77 Acres 245001 RGE RD 251	W Splwy Irr299 & SW Crn W Cnl I Individual			
	R LAND & IMPROVEMENTS	T 103	RESIDENTIAL LAND & IMPROVEMENTS	Taxable Total:	431,900
		100% The Golden Hills Reg. Div. 15			
8285000	0414138 1 2 N -1-25-25-4 160.25 Acres	North of Canal NW 82.3 NE 78 I Individual			
	F LAND	T 1	FARMLAND	Taxable Total:	12,590
		100% Alberta School Foundation Fund			
8285010	0414137 1 1 NE-1-25-25-4 23.30 Acres 250076A RGE RD 250	SE LSD16 & NE LSD9 N OF CANAL I Individual			
	F LAND & IMPROVEMENTS	T 1	FARMLAND		1,690
	R	T 103	RESIDENTIAL LAND & IMPROVEMENTS		1,466,710
		Taxable Total:			1,468,400
	R	E 901	RURAL RESIDENCE EXEMPTION (RAP)		1,690
		100% The Golden Hills Reg. Div. 15			
		Totals:			1,470,090
8286000	NE-1-25-25-4 30.50 Acres	South of Canal I Individual			
	F LAND	T 1	FARMLAND	Taxable Total:	2,540
		100% Alberta School Foundation Fund			
8288000	NW-1-25-25-4 39.50 Acres	South of Canal C Corporation			
	F LAND	T 1	FARMLAND	Taxable Total:	5,280
		100% Alberta School Foundation Fund			
8289000	SE-1-25-25-4 157.00 Acres	I Individual			
	F LAND	T 1	FARMLAND	Taxable Total:	13,330



2019 Assessment Roll (Valuation Date 1-July, 2019) 2020 Taxation Year, Wheatland County

Assessment Year: 2019
Tax Year: 2020

Roll	Legal Address						Total
	100% Alberta School Foundation Fund						
8289010	9112090 1	SE-1-25-25-4	3.00 Acres			Southwest Corner I Individual	
	F	LAND		T	1	FARMLAND	Taxable Total: 250
	100% Alberta School Foundation Fund						
8290000	SW-1-25-25-4		158.45 Acres			C Corporation	
	F	LAND		T	1	FARMLAND	Taxable Total: 29,700
	100% Alberta School Foundation Fund						
8291000	NE-2-25-25-4		156.73 Acres			I Individual	
	F	LAND		T	1	FARMLAND	Taxable Total: 29,890
	100% Alberta School Foundation Fund						
8292000	NW-2-25-25-4		158.00 Acres			I Individual	
	F	LAND		T	1	FARMLAND	Taxable Total: 32,460
	100% Alberta School Foundation Fund						
8293000	SE-2-25-25-4		113.54 Acres			I Individual	
	F	LAND		T	1	FARMLAND	Taxable Total: 23,600
	100% The Golden Hills Reg. Div. 15						
8293010	9712548	SE-2-25-25-4	13.43 Acres			CANAL RIGHT OF WAY I Individual	
	NR	LAND		E	167	WESTERN IRRIGATION DIST EXEMPT	Exempt Total: 127,330
	100% Alberta School Foundation Fund						
8293020	9810667 2	SE-2-25-25-4	2.90 Acres			SOUTHWEST CORNER I Individual	
		251038 TWP RD 250					
	R	LAND & IMPROVEMENTS		T	103	RESIDENTIAL LAND & IMPROVEMENTS	Taxable Total: 421,100
	100% Alberta School Foundation Fund						
8293030	0811272 3 1	SE-2-25-25-4	21.59 Acres			SE CORNER I Individual	
		251014A TWP RD 250					
	F	LAND & IMPROVEMENTS		T	1	FARMLAND	1,580
	R			T	103	RESIDENTIAL LAND & IMPROVEMENTS	560,520
						Taxable Total:	562,100
	R			E	901	RURAL RESIDENCE EXEMPTION (RAP)	1,580
	Totals:						563,680



2019 Assessment Roll (Valuation Date 1-July, 2019) 2020 Taxation Year, Wheatland County

Assessment Year: 2019
Tax Year: 2020

Roll	Legal Address	100% Alberta School Foundation Fund				Total
8294000	SW-2-25-25-4 148.53 Acres					
		I Individual				
	F LAND	T 1	FARMLAND	Taxable Total:		25,700
		100% Alberta School Foundation Fund				
8294010	9410066 1 SW-2-25-25-4 8.48 Acres 251046A TWP RD 250	Southeast Corner				
		I Individual				
	F LAND & IMPROVEMENTS	T 1	FARMLAND			470
	R	T 103	RESIDENTIAL LAND & IMPROVEMENTS			480,860
		Taxable Total:				481,330
	R	E 901	RURAL RESIDENCE EXEMPTION (RAP)			69,740
		100% Alberta School Foundation Fund				
		Totals:				551,070
8295000	NE-3-25-25-4 158.00 Acres					
		I Individual				
	F LAND	T 1	FARMLAND	Taxable Total:		32,620
		100% Alberta School Foundation Fund				
8296000	NW-3-25-25-4 160.00 Acres					
		I Individual				
	F LAND	T 1	FARMLAND	Taxable Total:		30,020
		100% Alberta School Foundation Fund				
8297000	SE-3-25-25-4 157.02 Acres 250034A HWY 817					
		C Corporation				
	F LAND & IMPROVEMENTS	T 1	FARMLAND			32,020
	R	T 103	RESIDENTIAL LAND & IMPROVEMENTS			417,360
		Taxable Total:				449,380
	R	E 901	RURAL RESIDENCE EXEMPTION (RAP)			61,540
	R	E 903	FARM BUILDING EXEMPT			11,400
		100% Alberta School Foundation Fund				
		Exempt Total:				72,940
		Totals:				522,320
8298000	SW-3-25-25-4 154.05 Acres					
		I Individual				
	F LAND	T 1	FARMLAND	Taxable Total:		19,900
		100% Alberta School Foundation Fund				
8298010	0811055 1 1 SW-3-25-25-4 4.96 Acres 252066 TWP RD 250	South East Corner of LSD 4				
		I Individual				
	F LAND & IMPROVEMENTS	T 1	FARMLAND			170
	R	T 103	RESIDENTIAL LAND & IMPROVEMENTS			364,380



2019 Assessment Roll (Valuation Date 1-July, 2019) 2020 Taxation Year, Wheatland County

Assessment Year: 2019
Tax Year: 2020

Roll	Legal Address				Total
				Taxable Total:	364,550
	R	E 901	RURAL RESIDENCE EXEMPTION (RAP)		29,520
	R	E 903	FARM BUILDING EXEMPT		1,410
		100%	Alberta School Foundation Fund	Exempt Total:	30,930
				Totals:	395,480
8299000	NE-4-25-25-4 160.00 Acres 250044 RGE RD 253			C Corporation	
	F LAND & IMPROVEMENTS	T 1	FARMLAND		29,470
	R	T 103	RESIDENTIAL LAND & IMPROVEMENTS		345,860
				Taxable Total:	375,330
	R	E 901	RURAL RESIDENCE EXEMPTION (RAP)		61,540
		100%	Christ The Redeemer Reg. 3	Totals:	436,870
8300000	NW-4-25-25-4 148.93 Acres			C Corporation	
	F LAND	T 1	FARMLAND	Taxable Total:	29,960
		100%	Christ The Redeemer Reg. 3		
8301000	NW-4-25-25-4 2.50 Acres			Northwest Corner I Individual	
	F LAND	T 1	FARMLAND	Taxable Total:	210
		100%	Alberta School Foundation Fund		
8302000	SE-4-25-25-4 159.00 Acres 250040 RGE RD 253			I Individual	
	F LAND & IMPROVEMENTS	T 1	FARMLAND		12,170
	R	T 103	RESIDENTIAL LAND & IMPROVEMENTS		329,930
				Taxable Total:	342,100
	R	E 901	RURAL RESIDENCE EXEMPTION (RAP)		61,540
	R	E 903	FARM BUILDING EXEMPT		11,070
		100%	Alberta School Foundation Fund	Exempt Total:	72,610
				Totals:	414,710
8303000	SW-4-25-25-4 159.00 Acres			C Corporation	
	F LAND	T 1	FARMLAND	Taxable Total:	26,420
		100%	Christ The Redeemer Reg. 3		
8304000	NE-5-25-25-4 135.90 Acres			I Individual	
	F LAND	T 1	FARMLAND	Taxable Total:	10,030
		100%	Alberta School Foundation Fund		



2019 Assessment Roll (Valuation Date 1-July, 2019) 2020 Taxation Year, Wheatland County

Assessment Year: 2019
Tax Year: 2020

Roll	Legal Address				Total
8305000	NE-5-25-25-4	7.10 Acres		Southeast corner I Individual	
	F LAND		T 1 FARMLAND 100% Alberta School Foundation Fund	Taxable Total:	580
8306000	NE-5-25-25-4	3.25 Acres		Original Road Allowance E Side I Individual	
	F LAND		T 1 FARMLAND 100% Alberta School Foundation Fund	Taxable Total:	270
8307000	NW-5-25-25-4	122.22 Acres		I Individual	
	F LAND		T 1 FARMLAND 100% Alberta School Foundation Fund	Taxable Total:	22,100
8307010	9011708 1 NW-5-25-25-4 31.63 Acres 250045 RGE RD 255			E Half LSD 12 & SE Crnr LSD 13 I Individual	
	F LAND & IMPROVEMENTS		T 1 FARMLAND		1,560
	R		T 103 RESIDENTIAL LAND & IMPROVEMENTS		317,140
	R		E 901 RURAL RESIDENCE EXEMPTION (RAP) 50% The Golden Hills Reg. Div. 15 50% Christ The Redeemer Reg. 3	Taxable Total: Totals:	318,700 1,560 320,260
8308000	NW-5-25-25-4	0.25 Acres		Canal Road I Individual	
	R LAND		T 104 RESIDENTIAL VACANT LAND 100% Alberta School Foundation Fund	Taxable Total:	3,300
8309000	SE-5-25-25-4	104.32 Acres		South of Canal I Individual	
	F LAND		T 1 FARMLAND 100% Alberta School Foundation Fund	Taxable Total:	8,440
8310000	SE-5-25-25-4	17.30 Acres		Northwest of Canal I Individual	
	F LAND		T 1 FARMLAND 100% Alberta School Foundation Fund	Taxable Total:	1,420
8311000	SW-5-25-25-4	67.45 Acres		South of Lateral I Individual	
	F LAND		T 1 FARMLAND	Taxable Total:	6,590



2019 Assessment Roll (Valuation Date 1-July, 2019) 2020 Taxation Year, Wheatland County

Assessment Year: 2019
Tax Year: 2020

Roll	Legal Address					Total
100% Christ The Redeemer Reg. 3						
8311005	9712588 1 1 SW-5-25-25-4 3.00 Acres 250005 RGE RD 255	Southwest corner Plains Smith Construction (Wood Working) I Individual				
	R LAND & IMPROVEMENTS	T 103	RESIDENTIAL LAND & IMPROVEMENTS			468,150
	NR	T 105	NON-RESEIDENTIAL LAND & IMPROVEMENTS			26,770
		100% The Golden Hills Reg. Div. 15			Taxable Total:	494,920
8311010	SW-5-25-25-4 50.67 Acres 250043 RGE RD 255	North of canal I Individual				
	F LAND & IMPROVEMENTS	T 1	FARMLAND			5,930
	R	T 103	RESIDENTIAL LAND & IMPROVEMENTS			447,120
					Taxable Total:	453,050
	R	E 901	RURAL RESIDENCE EXEMPTION (RAP)			5,930
	R	E 903	FARM BUILDING EXEMPT			6,950
		100% Alberta School Foundation Fund			Exempt Total:	12,880
					Totals:	465,930
8311020	0712628 2 1 SW-5-25-25-4 9.27 Acres 250017 RGE RD 255	W part of LSD 5 I Individual				
	F LAND & IMPROVEMENTS	T 1	FARMLAND			730
	R	T 103	RESIDENTIAL LAND & IMPROVEMENTS			430,550
					Taxable Total:	431,280
	R	E 901	RURAL RESIDENCE EXEMPTION (RAP)			9,650
	R	E 903	FARM BUILDING EXEMPT			6,840
		100% Christ The Redeemer Reg. 3			Exempt Total:	16,490
					Totals:	447,770
8311030	0712628 2 2 SW-5-25-25-4 6.08 Acres 250011 RGE RD 255	NW corner LSD 4 I Individual				
	F LAND & IMPROVEMENTS	T 1	FARMLAND			360
	R	T 103	RESIDENTIAL LAND & IMPROVEMENTS			446,440
					Taxable Total:	446,800
	R	E 901	RURAL RESIDENCE EXEMPTION (RAP)			360
		100% Alberta School Foundation Fund			Totals:	447,160
8311050	IRR308 E -5-25-25-4 82.77 Acres	NE17, NW5.9, SE37.39, SW22.48 I Individual				
	NR LAND	E 167	WESTERN IRRIGATION DIST EXEMPT			102,090
		100% Alberta School Foundation Fund				
8312000	NE-6-25-25-4 141.50 Acres	I Individual				



2019 Assessment Roll (Valuation Date 1-July, 2019) 2020 Taxation Year, Wheatland County

Assessment Year: 2019
Tax Year: 2020

Roll	Legal Address					Total	
	F	LAND		T	1 FARMLAND	Taxable Total:	17,100
8313000	NW-6-25-25-4	77.64 Acres		100% Alberta School Foundation Fund		NORTH OF CANAL IRR310 C Corporation	
	F	LAND		T	1 FARMLAND	Taxable Total:	9,340
8314000	0012807 2	W -6-25-25-4	180.34 Acres	100% Alberta School Foundation Fund		C Corporation	
	F	LAND		T	1 FARMLAND	Taxable Total:	24,770
8314010	0012268	NW-6-25-25-4	2.38 Acres	100% Alberta School Foundation Fund		Canal Right of Way I Individual	
	NR	LAND		E	167 WESTERN IRRIGATION DIST EXEMPT	Exempt Total:	2,940
8315000	SE-6-25-25-4	158.71 Acres		100% Alberta School Foundation Fund		I Individual	
	F	LAND		T	1 FARMLAND	Taxable Total:	44,090
8315010	IRR310	N -6-25-25-4	48.39 Acres	100% Alberta School Foundation Fund		PTN. NE, NW & SE I Individual	
	NR	LAND		E	167 WESTERN IRRIGATION DIST EXEMPT	Exempt Total:	59,690
8316000	0012807 1	SW-6-25-25-4	10.00 Acres	255058 TWP RD 250		SW CORNER OF LSD 3 Mechanic Repair Business I Individual	
	F	LAND & IMPROVEMENTS		T	1 FARMLAND		720
	R			T	103 RESIDENTIAL LAND & IMPROVEMENTS		422,320
	NR			T	105 NON-RESEIDENTIAL LAND & IMPROVEMENTS		64,490
						Taxable Total:	487,530
	R			E	901 RURAL RESIDENCE EXEMPTION (RAP)		720
	R			E	903 FARM BUILDING EXEMPT		113,000
					100% Alberta School Foundation Fund	Exempt Total:	113,720
						Totals:	601,250
8317000	SW-6-25-25-4	18.26 Acres				Southeast Corner I Individual	
	F	LAND & IMPROVEMENTS		T	1 FARMLAND		4,400
	R			E	903 FARM BUILDING EXEMPT		53,280



2019 Assessment Roll (Valuation Date 1-July, 2019) 2020 Taxation Year, Wheatland County

Assessment Year: 2019
Tax Year: 2020

Roll	Legal Address				Total
		100% Alberta School Foundation Fund	Totals:		57,680
8317010	0812667 3 1 SW-6-25-25-4 1.63 Acres 255046 TWP RD 250		SE CORNER I Individual		
	R LAND & IMPROVEMENTS	T 103 RESIDENTIAL LAND & IMPROVEMENTS	Taxable Total:		1,360,300
		100% Alberta School Foundation Fund			
8318000	NE-7-25-25-4 160.00 Acres		I Individual		
	F LAND	T 1 FARMLAND	Taxable Total:		24,940
		100% Alberta School Foundation Fund			
8319000	NW-7-25-25-4 122.20 Acres		Southeast of Spillway I Individual		
	F LAND	T 1 FARMLAND	Taxable Total:		18,450
		100% Alberta School Foundation Fund			
8319010	IRR285 W -7-25-25-4 38.32 Acres		NW - 37.8 ac. SW .52 ac I Individual		
	NR LAND	E 167 WESTERN IRRIGATION DIST EXEMPT	Exempt Total:		47,260
		100% Alberta School Foundation Fund			
8320000	SE-7-25-25-4 156.00 Acres 251034 RGE RD 255		I Individual		
	F LAND & IMPROVEMENTS	T 1 FARMLAND			27,120
	R	T 103 RESIDENTIAL LAND & IMPROVEMENTS			395,570
			Taxable Total:		422,690
	R	E 901 RURAL RESIDENCE EXEMPTION (RAP)			30,770
	R	E 903 FARM BUILDING EXEMPT			4,550
		100% Alberta School Foundation Fund	Exempt Total:		35,320
			Totals:		458,010
8321000	SW-7-25-25-4 149.30 Acres		East & West of Spillway I Individual		
	F LAND	T 1 FARMLAND	Taxable Total:		24,480
		100% Alberta School Foundation Fund			
8321020	0012268 SW-7-25-25-4 6.18 Acres		Canal R of Way I Individual		
	NR LAND	E 167 WESTERN IRRIGATION DIST EXEMPT	Exempt Total:		7,620
		100% Alberta School Foundation Fund			
8322000	NE-8-25-25-4 133.65 Acres 254041 TWP RD 252		I Individual		



2019 Assessment Roll (Valuation Date 1-July, 2019) 2020 Taxation Year, Wheatland County

Assessment Year: 2019
Tax Year: 2020

Roll	Legal Address				Total
	F LAND & IMPROVEMENTS	T 1	FARMLAND		12,370
	R	T 103	RESIDENTIAL LAND & IMPROVEMENTS		421,940
				Taxable Total:	434,310
	R	E 901	RURAL RESIDENCE EXEMPTION (RAP)		55,860
		100%	Alberta School Foundation Fund	Totals:	490,170
8322010	9512619 1 NE-8-25-25-4 8.84 Acres 254009 TWP RD 252			Northeast corner I Individual	
	F LAND & IMPROVEMENTS	T 1	FARMLAND		490
	R	T 103	RESIDENTIAL LAND & IMPROVEMENTS		410,210
				Taxable Total:	410,700
	R	E 901	RURAL RESIDENCE EXEMPTION (RAP)		490
	R	E 903	FARM BUILDING EXEMPT		33,070
		100%	Alberta School Foundation Fund	Exempt Total:	33,560
				Totals:	444,260
8322500	IRR282 RW 25 E -8-25-25-4 53.50 Acres			CANAL ROW;SE=36.2ac;NE=17.3ac I Individual	
	NR LAND	E 167	WESTERN IRRIGATION DIST EXEMPT	Exempt Total:	136,510
		100%	Alberta School Foundation Fund		
8322600	NE-8-25-25-4 0.01 Acres			SE CORNER C Corporation	
	R LAND	T 104	RESIDENTIAL VACANT LAND	Taxable Total:	600
		100%	Alberta School Foundation Fund		
8322610	OT-9-25-25-4 0.17 Acres			ROAD ALLOWANCE SW CRNER of SW9 C Corporation	
	R LAND	T 104	RESIDENTIAL VACANT LAND	Taxable Total:	1,700
		100%	Alberta School Foundation Fund		
8323000	NW-8-25-25-4 157.00 Acres			I Individual	
	F LAND	T 1	FARMLAND	Taxable Total:	21,840
		100%	Alberta School Foundation Fund		
8323010	9512843 1 NW-8-25-25-4 3.00 Acres 251077 RGE RD 255			Northwest corner I Individual	
	R LAND & IMPROVEMENTS	T 103	RESIDENTIAL LAND & IMPROVEMENTS	Taxable Total:	371,900
		100%	Alberta School Foundation Fund		
8324000	SE-8-25-25-4 122.95 Acres			I Individual	



2019 Assessment Roll (Valuation Date 1-July, 2019) 2020 Taxation Year, Wheatland County

Assessment Year: 2019
Tax Year: 2020

Roll	Legal Address					Total
	F	LAND	T	1	FARMLAND	
				100%	Alberta School Foundation Fund	Taxable Total: 13,220
8324010	SE-8-25-25-4	0.25 Acres				NORTHEAST CORNER E OF RD2930AZ M Municipal
	NR	LAND	E	160	TAX RECOVERY EXEMPT	Exempt Total: 670
				100%	Alberta School Foundation Fund	
8325000	SW-8-25-25-4	160.00 Acres				
	251019 RGE RD 255					I Individual
	F	LAND & IMPROVEMENTS	T	1	FARMLAND	20,650
	R		T	103	RESIDENTIAL LAND & IMPROVEMENTS	507,700
				100%	Alberta School Foundation Fund	Taxable Total: 528,350
8326000	0715931 3 1 E -9-25-25-4	80.10 Acres				WITHIN LSD 7,8,9,10 Painting Business
	251032 RGE RD 253					I Individual
	F	LAND & IMPROVEMENTS	T	1	FARMLAND	10,710
	R		T	103	RESIDENTIAL LAND & IMPROVEMENTS	745,540
	NR		T	105	NON-RESEIDENTIAL LAND & IMPROVEMENTS	51,410
						Taxable Total: 807,660
	R		E	901	RURAL RESIDENCE EXEMPTION (RAP)	14,310
	R		E	903	FARM BUILDING EXEMPT	45,100
				100%	Alberta School Foundation Fund	Exempt Total: 59,410
						Totals: 867,070
8326010	0513569 1 1 NE-9-25-25-4	3.00 Acres				
	253035 TWP RD 252					I Individual
	R	LAND & IMPROVEMENTS	T	103	RESIDENTIAL LAND & IMPROVEMENTS	Taxable Total: 613,800
				100%	Alberta School Foundation Fund	
8326020	0715930 2 1 NE-9-25-25-4	10.00 Acres				East Part LSD 16
	251078 RGE RD 253					I Individual
	F	LAND & IMPROVEMENTS	T	1	FARMLAND	580
	R		T	103	RESIDENTIAL LAND & IMPROVEMENTS	616,500
				100%	Alberta School Foundation Fund	Taxable Total: 617,080
8326025	1412138 3 3 NE-9-25-25-4	40.36 Acres				100 M west of NE Corner
	253023 TWP RD 252					I Individual
	F	LAND & IMPROVEMENTS	T	1	FARMLAND	3,020
	R		T	103	RESIDENTIAL LAND & IMPROVEMENTS	284,100
				100%	Alberta School Foundation Fund	Taxable Total: 287,120



2019 Assessment Roll (Valuation Date 1-July, 2019) 2020 Taxation Year, Wheatland County

Assessment Year: 2019
Tax Year: 2020

Roll	Legal Address	Total
8326030	1412138 3 4 NE-9-25-25-4 54.84 Acres 253025 TWP RD 252	Within LSD 10 & 15 I Individual
	F LAND & IMPROVEMENTS T 1 FARMLAND	7,840
	R T 103 RESIDENTIAL LAND & IMPROVEMENTS	567,260
	R E 901 RURAL RESIDENCE EXEMPTION (RAP)	Taxable Total: 575,100
	100% Alberta School Foundation Fund	7,840
		Totals: 582,940
8327000	NW-9-25-25-4 153.65 Acres	I Individual
	F LAND T 1 FARMLAND	Taxable Total: 24,620
	100% Christ The Redeemer Reg. 3	
8327500	1RR323 RW 25 S-9-25-25-4 38.52 Acres	Canal R-O-W (NE Qrt=3.12 ac) I Individual
	NR LAND E 167 WESTERN IRRIGATION DIST EXEMPT	Exempt Total: 47,510
	100% Alberta School Foundation Fund	
8328000	SE-9-25-25-4 114.50 Acres	South of Canal C Corporation
	F LAND T 1 FARMLAND	Taxable Total: 23,610
	100% Christ The Redeemer Reg. 3	
8330000	SW-9-25-25-4 81.02 Acres 251035A RGE RD 254	Northwest of Corner I Individual
	F LAND & IMPROVEMENTS T 1 FARMLAND	4,860
	R T 103 RESIDENTIAL LAND & IMPROVEMENTS	774,300
	R E 901 RURAL RESIDENCE EXEMPTION (RAP)	Taxable Total: 779,160
	R E 903 FARM BUILDING EXEMPT	4,860
	100% Alberta School Foundation Fund	21,330
		Exempt Total: 26,190
		Totals: 805,350
8330010	9211305 1 SW-9-25-25-4 3.00 Acres 251011 RGE RD 254	Central West Side I Individual
	R LAND & IMPROVEMENTS T 103 RESIDENTIAL LAND & IMPROVEMENTS	Taxable Total: 424,500
	100% Alberta School Foundation Fund	
8331000	SW-9-25-25-4 48.26 Acres	Southeast of Canal C Corporation
	F LAND T 1 FARMLAND	Taxable Total: 7,590
	100% Christ The Redeemer Reg. 3	



2019 Assessment Roll (Valuation Date 1-July, 2019) 2020 Taxation Year, Wheatland County

Assessment Year: 2019
Tax Year: 2020

Roll	Legal Address				Total
8332000	SW-9-25-25-4	7.40 Acres	Southwest Corner I Individual		
	F LAND		T 1 FARMLAND 100% Alberta School Foundation Fund	Taxable Total:	520
8333000	SW-9-25-25-4	0.25 Acres	ORIGINAL RD ALLOW. IN NW CORNR M Municipal		
	NR LAND		E 160 TAX RECOVERY EXEMPT 100% Alberta School Foundation Fund	Exempt Total:	670
8334000	NE-10-25-25-4	158.00 Acres	I Individual		
	F LAND		T 1 FARMLAND 100% Alberta School Foundation Fund	Taxable Total:	30,760
8335000	NW-10-25-25-4	156.40 Acres	C Corporation		
	F LAND		T 1 FARMLAND 100% Alberta School Foundation Fund	Taxable Total:	29,390
8335010	9611840 1 NW-10-25-25-4 2.99 Acres 252047 TWP RD 252		Northeast Corner I Individual		
	R LAND & IMPROVEMENTS		T 103 RESIDENTIAL LAND & IMPROVEMENTS 100% The Golden Hills Reg. Div. 15	Taxable Total:	672,600
8336000	SE-10-25-25-4	137.93 Acres	I Individual		
	F LAND		T 1 FARMLAND 100% Alberta School Foundation Fund	Taxable Total:	23,530
8337000	SW-10-25-25-4	123.60 Acres	South of Canal I Individual		
	F LAND		T 1 FARMLAND 100% Alberta School Foundation Fund	Taxable Total:	26,300
8338000	SW-10-25-25-4	22.80 Acres	North of Canal C Corporation		
	F LAND		T 1 FARMLAND 100% Alberta School Foundation Fund	Taxable Total:	1,900
8339000	NE-11-25-25-4 68.00 Acres 251078A RGE RD 251		NORTH & EAST OF CANAL R OF WAY I Individual		
	F LAND & IMPROVEMENTS		T 1 FARMLAND		4,540



2019 Assessment Roll (Valuation Date 1-July, 2019) 2020 Taxation Year, Wheatland County

Assessment Year: 2019
Tax Year: 2020

Roll	Legal Address					Total
	R		T	103	RESIDENTIAL LAND & IMPROVEMENTS	332,830
					Taxable Total:	337,370
	R		E	901	RURAL RESIDENCE EXEMPTION (RAP)	30,770
				100%	Alberta School Foundation Fund	Totals: 368,140
8339010	NE-11-25-25-4	75.00 Acres			SOUTH & WEST OF CANAL R OF WAY	
					I Individual	
	F	LAND	T	1	FARMLAND	Taxable Total: 15,460
				100%	Alberta School Foundation Fund	
8340000	NW-11-25-25-4	147.80 Acres				
					I Individual	
	F	LAND	T	1	FARMLAND	Taxable Total: 24,530
				100%	Alberta School Foundation Fund	
8341000	SE-11-25-25-4	149.00 Acres				
					I Individual	
	F	LAND	T	1	FARMLAND	Taxable Total: 30,560
				100%	Alberta School Foundation Fund	
8342000	SW-11-25-25-4	147.16 Acres				
	251037 HWY 817				I Individual	
	F	LAND & IMPROVEMENTS	T	1	FARMLAND	26,630
	R		T	103	RESIDENTIAL LAND & IMPROVEMENTS	306,290
					Taxable Total:	332,920
	R		E	901	RURAL RESIDENCE EXEMPTION (RAP)	92,310
				100%	Alberta School Foundation Fund	Totals: 425,230
8343000	NE-12-25-25-4	146.50 Acres				
					I Individual	
	F	LAND	T	1	FARMLAND	Taxable Total: 29,330
				100%	Christ The Redeemer Reg. 3	
8344000	NW-12-25-25-4	155.90 Acres				
					I Individual	
	F	LAND	T	1	FARMLAND	Taxable Total: 30,230
				100%	Christ The Redeemer Reg. 3	
8345000	SE-12-25-25-4	77.19 Acres			S1/2 EAST OF THE SPILLWAY	
					I Individual	
	F	LAND	T	1	FARMLAND	Taxable Total: 6,630
				100%	Christ The Redeemer Reg. 3	



2019 Assessment Roll (Valuation Date 1-July, 2019) 2020 Taxation Year, Wheatland County

Assessment Year: 2019
Tax Year: 2020

Roll	Legal Address				Total
8345010	0710576 2 1	SE-12-25-25-4	76.11 Acres	N1/2 EAST OF THE SPILLWAY I Individual	
	F	LAND	T 1 FARMLAND 100% Christ The Redeemer Reg. 3	Taxable Total:	7,140
8346000	SE-12-25-25-4	1.00 Acres		West Central I Individual	
	F	LAND	T 1 FARMLAND 100% Christ The Redeemer Reg. 3	Taxable Total:	100
8347000	SW-12-25-25-4	143.00 Acres		I Individual	
	F	LAND	T 1 FARMLAND 100% Christ The Redeemer Reg. 3	Taxable Total:	11,890
8348000	SW-12-25-25-4	1.00 Acres		Northeast Corner M Municipal	
	NR	LAND	E 155 WHEATLAND COUNTY EXEMPT 100% Alberta School Foundation Fund	Exempt Total:	108,500
8349000	NE-13-25-25-4	153.82 Acres		I Individual	
	F	LAND	T 1 FARMLAND 100% Christ The Redeemer Reg. 3	Taxable Total:	12,810
8350000	NW-13-25-25-4	143.50 Acres		I Individual	
	F	LAND	T 1 FARMLAND 100% Alberta School Foundation Fund	Taxable Total:	21,840
8351000	SE-13-25-25-4	147.80 Acres		I Individual	
	F	LAND	T 1 FARMLAND 100% Christ The Redeemer Reg. 3	Taxable Total:	13,940
8352000	SW-13-25-25-4	160.00 Acres		I Individual	
	F	LAND	T 1 FARMLAND 100% Christ The Redeemer Reg. 3	Taxable Total:	27,990
8353000	NE-14-25-25-4	160.00 Acres		I Individual	
	F	LAND	T 1 FARMLAND	Taxable Total:	29,900



2019 Assessment Roll (Valuation Date 1-July, 2019) 2020 Taxation Year, Wheatland County

Assessment Year: 2019
Tax Year: 2020

Roll	Legal Address						Total
			100% Alberta School Foundation Fund				
8354000	NW-14-25-25-4	159.63 Acres					
	252073 HWY 817					I Individual	
	F LAND & IMPROVEMENTS		T 1	FARMLAND			7,560
	R		T 103	RESIDENTIAL LAND & IMPROVEMENTS			612,020
						Taxable Total:	619,580
	R		E 901	RURAL RESIDENCE EXEMPTION (RAP)			74,080
			100% Alberta School Foundation Fund				
			Totals:				693,660
8355000	SE-14-25-25-4	160.00 Acres					
						I Individual	
	F LAND		T 1	FARMLAND		Taxable Total:	34,280
			100% Alberta School Foundation Fund				
8356000	SW-14-25-25-4	158.08 Acres					
						I Individual	
	F LAND		T 1	FARMLAND		Taxable Total:	29,780
			100% Alberta School Foundation Fund				
8357000	NE-15-25-25-4	149.42 Acres				West of Road	
						I Individual	
	F LAND		T 1	FARMLAND		Taxable Total:	30,550
			100% Christ The Redeemer Reg. 3				
8358000	NE-15-25-25-4	2.57 Acres				EAST OF ROAD	
						C Corporation	
	R LAND		T 104	RESIDENTIAL VACANT LAND		Taxable Total:	7,300
			100% Alberta School Foundation Fund				
8359000	NW-15-25-25-4	160.00 Acres					
						I Individual	
	F LAND		T 1	FARMLAND		Taxable Total:	39,010
			100% Christ The Redeemer Reg. 3				
8360000	SE-15-25-25-4	153.71 Acres					
						I Individual	
	F LAND		T 1	FARMLAND		Taxable Total:	24,610
			100% Alberta School Foundation Fund				
8360010	0715977 1 1	SE-15-25-25-4 3.85 Acres				SE Corner of LSD 2	
						I Individual	
	F LAND		T 1	FARMLAND		Taxable Total:	270



2019 Assessment Roll (Valuation Date 1-July, 2019) 2020 Taxation Year, Wheatland County

Assessment Year: 2019
Tax Year: 2020

Roll	Legal Address					Total
	100% Alberta School Foundation Fund					
8361000	SW-15-25-25-4	153.26 Acres				
	252027 RGE RD 253					
			I Individual			
	F LAND & IMPROVEMENTS		T 1 FARMLAND			34,470
	R		T 103 RESIDENTIAL LAND & IMPROVEMENTS			558,830
			Taxable Total:			593,300
	R		E 901 RURAL RESIDENCE EXEMPTION (RAP)			34,470
	R		E 903 FARM BUILDING EXEMPT			142,010
			100% Alberta School Foundation Fund		Exempt Total:	176,480
					Totals:	769,780
8361010	9310948 1 SW-15-25-25-4	3.00 Acres				
	252037A RGE RD 253					
			Northwest Corner			
			I Individual			
	R LAND & IMPROVEMENTS		T 103 RESIDENTIAL LAND & IMPROVEMENTS		Taxable Total:	721,200
100% Alberta School Foundation Fund						
8361020	1312545 2 1 SW-15-25-25-4	3.74 Acres				
			SE Corner			
			I Individual			
	F LAND		T 1 FARMLAND		Taxable Total:	490
100% Alberta School Foundation Fund						
8362000	NE-16-25-25-4	159.70 Acres				
			I Individual			
	F LAND		T 1 FARMLAND		Taxable Total:	23,650
100% Christ The Redeemer Reg. 3						
8363000	NW-16-25-25-4	96.41 Acres				
			SE of Railway & S of Spillway			
			I Individual			
	F LAND		T 1 FARMLAND		Taxable Total:	7,170
100% Alberta School Foundation Fund						
8364000	NW-16-25-25-4	31.60 Acres				
			Northeast of Spillway			
			I Individual			
	F LAND		T 1 FARMLAND		Taxable Total:	3,260
100% Alberta School Foundation Fund						
8365000	NW-16-25-25-4	6.75 Acres				
	252077 RGE RD 254					
			Northwest Corner			
			I Individual			
	R LAND & IMPROVEMENTS		T 103 RESIDENTIAL LAND & IMPROVEMENTS		Taxable Total:	563,100
100% Alberta School Foundation Fund						
8366000	NW-16-25-25-4	6.20 Acres				
			Northeast Corner			
			I Individual			



2019 Assessment Roll (Valuation Date 1-July, 2019) 2020 Taxation Year, Wheatland County

Assessment Year: 2019
Tax Year: 2020

Roll	Legal Address					Total
	F	LAND	T	1	FARMLAND	Taxable Total: 510
					100% Christ The Redeemer Reg. 3	
8367000	NW-16-25-25-4	0.04 Acres				Portion of Right-of-Way M Municipal
	NR	LAND	E	155	WHEATLAND COUNTY EXEMPT	Exempt Total: 3,290
					100% Alberta School Foundation Fund	
8368000	NW-16-25-25-4	1.35 Acres				Prt'n of Org Rd All in NW Crnr I Individual
	R	LAND	T	104	RESIDENTIAL VACANT LAND	Taxable Total: 3,100
					100% Alberta School Foundation Fund	
8369000	SE-16-25-25-4	160.00 Acres				I Individual
	F	LAND	T	1	FARMLAND	Taxable Total: 24,130
					100% Christ The Redeemer Reg. 3	
8370000	SW-16-25-25-4	146.40 Acres				I Individual
		253058 TWP RD 252				
	F	LAND & IMPROVEMENTS	T	1	FARMLAND	13,280
	R		T	103	RESIDENTIAL LAND & IMPROVEMENTS	249,960
						Taxable Total: 263,240
	R		E	901	RURAL RESIDENCE EXEMPTION (RAP)	25,440
					100% Alberta School Foundation Fund	Totals: 288,680
8371000	NE-17-25-25-4	151.39 Acres				I Individual
	F	LAND	T	1	FARMLAND	Taxable Total: 18,620
					100% Alberta School Foundation Fund	
8372000	NW-17-25-25-4	152.39 Acres				I Individual
	F	LAND	T	1	FARMLAND	Taxable Total: 33,520
					100% Alberta School Foundation Fund	
8373000	SE-17-25-25-4	155.57 Acres				I Individual
	F	LAND	T	1	FARMLAND	Taxable Total: 29,660
					100% Alberta School Foundation Fund	
8374000	SW-17-25-25-4	157.00 Acres				I Individual
	F	LAND	T	1	FARMLAND	Taxable Total: 29,850



2019 Assessment Roll (Valuation Date 1-July, 2019) 2020 Taxation Year, Wheatland County

Assessment Year: 2019
Tax Year: 2020

Roll	Legal Address					Total
		100% Alberta School Foundation Fund				
8374010	1213700 1 1 SW-17-25-25-4 3.00 Acres 252039 RGE RD 255				NW Corner I Individual	
	R LAND & IMPROVEMENTS	T 103	RESIDENTIAL LAND & IMPROVEMENTS		Taxable Total:	663,100
		100% Alberta School Foundation Fund				
8375000	NE-18-25-25-4 146.45 Acres				I Individual	
	F LAND	T 1	FARMLAND		Taxable Total:	28,530
		100% Alberta School Foundation Fund				
8376000	NW-18-25-25-4 154.00 Acres				I Individual	
	F LAND	T 1	FARMLAND		Taxable Total:	34,570
		100% Alberta School Foundation Fund				
8377000	SE-18-25-25-4 152.90 Acres 252030 RGE RD 255				I Individual	
	F LAND & IMPROVEMENTS	T 1	FARMLAND			15,260
	R	T 103	RESIDENTIAL LAND & IMPROVEMENTS			415,200
					Taxable Total:	430,460
	R	E 901	RURAL RESIDENCE EXEMPTION (RAP)			61,540
	R	E 903	FARM BUILDING EXEMPT			8,350
				100% Alberta School Foundation Fund	Exempt Total:	69,890
					Totals:	500,350
8378000	SW-18-25-25-4 157.60 Acres				I Individual	
	F LAND	T 1	FARMLAND		Taxable Total:	33,450
		100% Alberta School Foundation Fund				
8379000	NE-19-25-25-4 154.40 Acres				I Individual	
	F LAND	T 1	FARMLAND		Taxable Total:	16,780
		100% Alberta School Foundation Fund				
8380000	NW-19-25-25-4 158.12 Acres				I Individual	
	F LAND	T 1	FARMLAND		Taxable Total:	12,870
		100% Alberta School Foundation Fund				
8381000	SE-19-25-25-4 153.40 Acres				I Individual	



2019 Assessment Roll (Valuation Date 1-July, 2019) 2020 Taxation Year, Wheatland County

Assessment Year: 2019
Tax Year: 2020

Roll	Legal Address					Total
	F	LAND	T	1	FARMLAND	Taxable Total: 22,890
8382000	SW-19-25-25-4	160.00 Acres			100% Alberta School Foundation Fund	
					I Individual	
	F	LAND	T	1	FARMLAND	Taxable Total: 24,080
8383000	NE-20-25-25-4	155.32 Acres			100% Alberta School Foundation Fund	
					I Individual	
	F	LAND	T	1	FARMLAND	Taxable Total: 23,860
8383010	9612677 1 NE-20-25-25-4 3.00 Acres	253048 RGE RD 254			100% Alberta School Foundation Fund	
					Southeast Corner	
					I Individual	
	R	LAND & IMPROVEMENTS	T	103	RESIDENTIAL LAND & IMPROVEMENTS	442,200
	R		E	903	FARM BUILDING EXEMPT	11,870
					100% Alberta School Foundation Fund	Totals: 454,070
8384000	NW-20-25-25-4	154.23 Acres				
		253063A RGE RD 255			I Individual	
	F	LAND & IMPROVEMENTS	T	1	FARMLAND	15,240
	R		T	103	RESIDENTIAL LAND & IMPROVEMENTS	421,170
					Taxable Total:	436,410
	R		E	901	RURAL RESIDENCE EXEMPTION (RAP)	72,630
					100% Alberta School Foundation Fund	Totals: 509,040
8385000	SE-20-25-25-4	151.60 Acres				
					I Individual	
	F	LAND	T	1	FARMLAND	Taxable Total: 12,940
8385010	9610953 1 SE-20-25-25-4 3.00 Acres	253036 RGE RD 254			100% Alberta School Foundation Fund	
					Northeastly Portion	
					I Individual	
	R	LAND & IMPROVEMENTS	T	103	RESIDENTIAL LAND & IMPROVEMENTS	Taxable Total: 393,700
					100% Alberta School Foundation Fund	
8386000	SW-20-25-25-4	160.00 Acres				
					I Individual	
	F	LAND	T	1	FARMLAND	Taxable Total: 27,060
8387000	NE-21-25-25-4	155.97 Acres			100% Alberta School Foundation Fund	
		253008 TWP RD 253A			Trucking / Excavating	
					I Individual	



2019 Assessment Roll (Valuation Date 1-July, 2019) 2020 Taxation Year, Wheatland County

Assessment Year: 2019
Tax Year: 2020

Roll	Legal Address				Total
	F LAND & IMPROVEMENTS	T 1	FARMLAND		29,870
	R	T 103	RESIDENTIAL LAND & IMPROVEMENTS		122,100
	NR	T 105	NON-RESEIDENTIAL LAND & IMPROVEMENTS		102,180
		100%	Christ The Redeemer Reg. 3	Taxable Total:	254,150
8387010	9410031 1 NE-21-25-25-4 3.00 Acres 253040 TWP RD 253A			Southwesterly Corner I Individual	
	R LAND & IMPROVEMENTS	T 103	RESIDENTIAL LAND & IMPROVEMENTS	Taxable Total:	628,700
		100%	Alberta School Foundation Fund		
8388000	NW-21-25-25-4 118.97 Acres 253057 RGE RD 254			Northerly Portion I Individual	
	F LAND & IMPROVEMENTS	T 1	FARMLAND		19,410
	R	T 103	RESIDENTIAL LAND & IMPROVEMENTS		480,950
				Taxable Total:	500,360
	R	E 901	RURAL RESIDENCE EXEMPTION (RAP)		33,050
	R	E 903	FARM BUILDING EXEMPT		9,900
		100%	Alberta School Foundation Fund	Exempt Total:	42,950
				Totals:	543,310
8389000	NW-21-25-25-4 40.00 Acres 253060 TWP RD 253A			South Portion of LSD 11 & 12 I Individual	
	F LAND & IMPROVEMENTS	T 1	FARMLAND		6,870
	R	T 103	RESIDENTIAL LAND & IMPROVEMENTS		554,500
				Taxable Total:	561,370
	R	E 901	RURAL RESIDENCE EXEMPTION (RAP)		6,870
	R	E 903	FARM BUILDING EXEMPT		59,230
		100%	Alberta School Foundation Fund	Exempt Total:	66,100
				Totals:	627,470
8390000	SE-21-25-25-4 50.07 Acres			West of Creek, North of Railway I Individual	
	F LAND	T 1	FARMLAND	Taxable Total:	4,160
		100%	Alberta School Foundation Fund		
8390010	9210890 1 SE-21-25-25-4 3.00 Acres 253013 TWP RD 253A			Northeast Central I Individual	
	R LAND & IMPROVEMENTS	T 103	RESIDENTIAL LAND & IMPROVEMENTS	Taxable Total:	392,300
		100%	Alberta School Foundation Fund		
8390012	1312172 2 1 SE-21-25-25-4 3.00 Acres			NW Corner LSD 8 I Individual	
	R LAND	T 104	RESIDENTIAL VACANT LAND	Taxable Total:	155,000



2019 Assessment Roll (Valuation Date 1-July, 2019) 2020 Taxation Year, Wheatland County

Assessment Year: 2019
Tax Year: 2020

Roll	Legal Address							Total
					100% Alberta School Foundation Fund			
8390014	1312172 2 2	SE-21-25-25-4	3.00 Acres				NE Corner LSD 7	
	253021 TWP RD 253A						I Individual	
	R	LAND & IMPROVEMENTS		T	103	RESIDENTIAL LAND & IMPROVEMENTS	Taxable Total:	424,700
					100% Alberta School Foundation Fund			
8390017	1312172 3 1	SE-21-25-25-4	3.00 Acres				76.33m East of NW Corner	
	253035 TWP RD 253A						I Individual	
	R	LAND & IMPROVEMENTS		T	103	RESIDENTIAL LAND & IMPROVEMENTS	Taxable Total:	572,800
					100% Alberta School Foundation Fund			
8390018	1312172 3 2	SE-21-25-25-4	3.00 Acres				NW Corner LSD 7	
	253037 TWP RD 253A						I Individual	
	R	LAND & IMPROVEMENTS		T	103	RESIDENTIAL LAND & IMPROVEMENTS	Taxable Total:	874,100
					100% Alberta School Foundation Fund			
8390020	RW32	SE-21-25-25-4	7.71 Acres				Old Station Grds S of R/R	
	253020 RGE RD 253						I Individual	
	F	LAND & IMPROVEMENTS		T	1	FARMLAND		390
	R			T	103	RESIDENTIAL LAND & IMPROVEMENTS		365,410
							Taxable Total:	365,800
	R			E	901	RURAL RESIDENCE EXEMPTION (RAP)		390
					100% Alberta School Foundation Fund			
					Totals:			366,190
8391000	SE-21-25-25-4		55.96 Acres				South of Railway	
							I Individual	
	F	LAND		T	1	FARMLAND	Taxable Total:	6,640
					100% Christ The Redeemer Reg. 3			
8391010	SE-21-25-25-4		5.18 Acres				Ardenode	
	253024 RGE RD 253						I Individual	
	R	LAND & IMPROVEMENTS		T	103	RESIDENTIAL LAND & IMPROVEMENTS		504,320
	R			E	901	RURAL RESIDENCE EXEMPTION (RAP)		4,160
	R			E	903	FARM BUILDING EXEMPT		18,620
					100% Alberta School Foundation Fund			
					Exempt Total:			22,780
					Totals:			527,100
8391020	RW32	SE-21-25-25-4	4.22 Acres				Old Station Grds N of R/R	
							I Individual	
	R	LAND & IMPROVEMENTS		T	103	RESIDENTIAL LAND & IMPROVEMENTS	Taxable Total:	54,200
					100% Alberta School Foundation Fund			



2019 Assessment Roll (Valuation Date 1-July, 2019) 2020 Taxation Year, Wheatland County

Assessment Year: 2019
Tax Year: 2020

Roll	Legal Address	Total
8391040	RW119 S -21-25-25-4 3.33 Acres Submerged area & Water Supply C Corporation	
	NR LAND T 105 NON-RESEIDENTIAL LAND & IMPROVEMENTS 100% Alberta School Foundation Fund	7,930
8392000	SW-21-25-25-4 117.40 Acres 253007A RGE RD 254 Northwest of Railway I Individual	
	F LAND & IMPROVEMENTS T 1 FARMLAND	25,650
	R T 103 RESIDENTIAL LAND & IMPROVEMENTS	525,350
	R E 901 RURAL RESIDENCE EXEMPTION (RAP) 100% Alberta School Foundation Fund	551,000
	Taxable Total:	25,650
	Totals:	576,650
8392010	1612821 1 1 SW-21-25-25-4 7.86 Acres 253026 RGE RD 254 SW Corner I Individual	
	F LAND & IMPROVEMENTS T 1 FARMLAND	570
	R T 103 RESIDENTIAL LAND & IMPROVEMENTS	412,530
	R E 901 RURAL RESIDENCE EXEMPTION (RAP) 100% Christ The Redeemer Reg. 3	413,100
	Taxable Total:	570
	Totals:	413,670
8393000	SW-21-25-25-4 16.74 Acres South of Railway NW of Ditch I Individual	
	F LAND T 1 FARMLAND 100% Alberta School Foundation Fund	1,730
8394000	SW-21-25-25-4 7.20 Acres Southeast Corner I Individual	
	F LAND T 1 FARMLAND 100% Christ The Redeemer Reg. 3	590
8396000	NE-22-25-25-4 136.93 Acres 253058 HWY 817 Northwest of Railway Sand Blasting & Auto & Trailer Repairs I Individual	
	F LAND & IMPROVEMENTS T 1 FARMLAND	19,860
	R T 103 RESIDENTIAL LAND & IMPROVEMENTS	368,620
	NR T 105 NON-RESEIDENTIAL LAND & IMPROVEMENTS	140,400
	Taxable Total:	528,880
	R E 901 RURAL RESIDENCE EXEMPTION (RAP)	19,860
	R E 903 FARM BUILDING EXEMPT 100% Alberta School Foundation Fund	14,420
	Exempt Total:	34,280
	Totals:	563,160



2019 Assessment Roll (Valuation Date 1-July, 2019) 2020 Taxation Year, Wheatland County

Assessment Year: 2019
Tax Year: 2020

Roll	Legal Address	Total
8396010	IRR426 RW 25 NE-22-25-25-4 4.62 Acres	CREEK THRU LSD 9, 6, 5, 3 P Provincial
	NR LAND E 167 WESTERN IRRIGATION DIST EXEMPT 100% Alberta School Foundation Fund	Exempt Total: 51,150
8397000	NE-22-25-25-4 12.78 Acres 253050 HWY 817	Southeast of Railway I Individual
	F LAND & IMPROVEMENTS T 1 FARMLAND	810
	R T 103 RESIDENTIAL LAND & IMPROVEMENTS	420,490
		Taxable Total: 421,300
	R E 901 RURAL RESIDENCE EXEMPTION (RAP)	810
	R E 903 FARM BUILDING EXEMPT 100% Alberta School Foundation Fund	275,420
		Exempt Total: 276,230
		Totals: 697,530
8398000	NW-22-25-25-4 136.27 Acres	I Individual
	F LAND T 1 FARMLAND 100% Alberta School Foundation Fund	Taxable Total: 28,810
8398010	1312975 1 1 NW-22-25-25-4 3.16 Acres 253047 RGE RD 253	I Individual
	R LAND & IMPROVEMENTS T 103 RESIDENTIAL LAND & IMPROVEMENTS 100% Alberta School Foundation Fund	Taxable Total: 289,100
8398020	1412199 2 1 NW-22-25-25-4 18.57 Acres	Northwest Corner JPM Mechanical & Doecker Trailers Sales I Individual
	F LAND & IMPROVEMENTS T 1 FARMLAND	3,180
	NR T 105 NON-RESEIDENTIAL LAND & IMPROVEMENTS	1,167,680
		Taxable Total: 1,170,860
	R E 903 FARM BUILDING EXEMPT 100% Alberta School Foundation Fund	505,140
		Totals: 1,676,000
8399000	SE-22-25-25-4 139.09 Acres 253010 HWY 817	Southeast of Railway C Corporation
	F LAND & IMPROVEMENTS T 1 FARMLAND	21,480
	R T 103 RESIDENTIAL LAND & IMPROVEMENTS	255,890
		Taxable Total: 277,370
	R E 901 RURAL RESIDENCE EXEMPTION (RAP)	36,400
	R E 903 FARM BUILDING EXEMPT	24,020
		Exempt Total: 60,420
		Totals: 337,790



2019 Assessment Roll (Valuation Date 1-July, 2019) 2020 Taxation Year, Wheatland County

Assessment Year: 2019
Tax Year: 2020

Roll	Legal Address	100% Christ The Redeemer Reg. 3				Total
8400000	SE-22-25-25-4 13.32 Acres 252041A HWY 564				NorthWest Corner NW of Railway I Individual	
	F LAND & IMPROVEMENTS	T 1	FARMLAND			860
	R	T 103	RESIDENTIAL LAND & IMPROVEMENTS			496,340
					Taxable Total:	497,200
	R	E 901	RURAL RESIDENCE EXEMPTION (RAP)			860
			100% Alberta School Foundation Fund		Totals:	498,060
8401000	3676EW A SW-22-25-25-4 0.33 Acres 253019 RGE RD 253				SOUTH WEST OF RAILWAY I Individual	
	R LAND & IMPROVEMENTS	T 103	RESIDENTIAL LAND & IMPROVEMENTS		Taxable Total:	190,100
			100% Alberta School Foundation Fund			
8401010	SW-22-25-25-4 83.68 Acres				South of Railway C Corporation	
	F LAND	T 1	FARMLAND		Taxable Total:	12,500
			100% Alberta School Foundation Fund			
8401020	1810132 3 1 SW-22-25-25-4 3.67 Acres 253017 RGE RD 253				south of R/R in NW part of LSD 4 C Corporation	
	F LAND	T 1	FARMLAND		Taxable Total:	310
			100% Alberta School Foundation Fund			
8402000	9410822 1 SW-22-25-25-4 2.35 Acres 253025 RGE RD 253				N of Rlwy, S of Creek, Central I Individual	
	R LAND & IMPROVEMENTS	T 103	RESIDENTIAL LAND & IMPROVEMENTS		Taxable Total:	270,700
			100% Alberta School Foundation Fund			
8402010	SW-22-25-25-4 1.01 Acres				NORTH OF CANAL, SW OF CREEK I Individual	
	R LAND	T 104	RESIDENTIAL VACANT LAND		Taxable Total:	21,700
			100% Alberta School Foundation Fund			
8402025	8710170 RW 25 SW-22-25-25-4 1.00 Acres				IRR R/W IN LSD 5 P Provincial	
	NR LAND	E 167	WESTERN IRRIGATION DIST EXEMPT		Exempt Total:	85,250
			100% Alberta School Foundation Fund			
8403000	SW-22-25-25-4 54.72 Acres 253051A RGE RD 253				NORTH OF R/R, EAST OF CANAL Wheatland Blasting I Individual	
	F LAND & IMPROVEMENTS	T 1	FARMLAND			5,120
	R	T 103	RESIDENTIAL LAND & IMPROVEMENTS			464,510



2019 Assessment Roll (Valuation Date 1-July, 2019) 2020 Taxation Year, Wheatland County

Assessment Year: 2019
Tax Year: 2020

Roll	Legal Address				Total
	NR	T	105	NON-RESEIDENTIAL LAND & IMPROVEMENTS	1,028,610
				Taxable Total:	1,498,240
	R	E	901	RURAL RESIDENCE EXEMPTION (RAP)	5,120
			100%	Alberta School Foundation Fund	Totals: 1,503,360
8403010	9410822 2 SW-22-25-25-4 6.04 Acres 253023 RGE RD 253			NORTH OF RAILWAY, S OF BLK 1 I Individual	
	F LAND & IMPROVEMENTS	T	1	FARMLAND	250
	R	T	103	RESIDENTIAL LAND & IMPROVEMENTS	342,750
				Taxable Total:	343,000
	R	E	901	RURAL RESIDENCE EXEMPTION (RAP)	250
	R	E	903	FARM BUILDING EXEMPT	6,530
			100%	Alberta School Foundation Fund	Exempt Total: 6,780
				Totals:	349,780
8403020	SW-22-25-25-4 2.62 Acres			I Individual	
	NR LAND	E	167	WESTERN IRRIGATION DIST EXEMPT	Exempt Total: 3,230
			100%	Alberta School Foundation Fund	
8404000	NE-23-25-25-4 99.90 Acres			South of Railway C Corporation	
	F LAND	T	1	FARMLAND	14,030
	NR	T	105	NON-RESEIDENTIAL LAND & IMPROVEMENTS	160,540
			100%	Alberta School Foundation Fund	Taxable Total: 174,570
8405000	NE-23-25-25-4 50.08 Acres			North of Railway I Individual	
	F LAND	T	1	FARMLAND	Taxable Total: 4,160
			100%	Alberta School Foundation Fund	
8406000	NW-23-25-25-4 86.05 Acres			North of Railway I Individual	
	F LAND	T	1	FARMLAND	Taxable Total: 7,150
			100%	Alberta School Foundation Fund	
8407000	NW-23-25-25-4 61.61 Acres 253049 HWY 817			South of Railway I Individual	
	F LAND & IMPROVEMENTS	T	1	FARMLAND	5,150
	R	T	103	RESIDENTIAL LAND & IMPROVEMENTS	317,310
				Taxable Total:	322,460
	R	E	901	RURAL RESIDENCE EXEMPTION (RAP)	5,150
	R	E	903	FARM BUILDING EXEMPT	8,970



2019 Assessment Roll (Valuation Date 1-July, 2019) 2020 Taxation Year, Wheatland County

Assessment Year: 2019
Tax Year: 2020

Roll	Legal Address					Total
			100% Alberta School Foundation Fund	Exempt Total:		14,120
				Totals:		336,580
8408000	SE-23-25-25-4	160.00 Acres		C Corporation		
	F LAND		T 1 FARMLAND	Taxable Total:		29,570
			100% Alberta School Foundation Fund			
8409000	SW-23-25-25-4	157.93 Acres		C Corporation		
	F LAND		T 1 FARMLAND	Taxable Total:		28,080
			100% Alberta School Foundation Fund			
8410000	1213091 4 1 NE-24-25-25-4 58.93 Acres 253054B RGE RD 250			NORTH EASTERLY PORTION I Individual		
	F LAND & IMPROVEMENTS		T 1 FARMLAND			12,220
	R		T 103 RESIDENTIAL LAND & IMPROVEMENTS			356,580
				Taxable Total:		368,800
	R		E 901 RURAL RESIDENCE EXEMPTION (RAP)			12,220
			100% Alberta School Foundation Fund	Totals:		381,020
8410010	9311529 2 NE-24-25-25-4 28.17 Acres 253044A RGE RD 250			Ptn NW,SW Cr of NE & SE Crn NW I Individual		
	F LAND & IMPROVEMENTS		T 1 FARMLAND			2,090
	R		T 103 RESIDENTIAL LAND & IMPROVEMENTS			606,990
				Taxable Total:		609,080
	R		E 901 RURAL RESIDENCE EXEMPTION (RAP)			3,310
			100% Alberta School Foundation Fund	Totals:		612,390
8410020	NE-24-25-25-4	14.65 Acres		S of Rlwy 32 & E of Creek & NW I Individual		
	F LAND		T 1 FARMLAND	Taxable Total:		1,220
			100% Alberta School Foundation Fund			
8410030	1911811 1 2 NE-24-25-25-4 7.29 Acres 253054A RGE RD 250			Southeast Corner North of Rlwy I Individual		
	F LAND & IMPROVEMENTS		T 1 FARMLAND			360
	R		T 103 RESIDENTIAL LAND & IMPROVEMENTS			468,740
				Taxable Total:		469,100
	R		E 901 RURAL RESIDENCE EXEMPTION (RAP)			360
			100% Alberta School Foundation Fund	Totals:		469,460
8410040	NE-24-25-25-4 50.89 Acres 253054C RGE RD 250			NORTH WESTERLY PORTION I Individual		



2019 Assessment Roll (Valuation Date 1-July, 2019) 2020 Taxation Year, Wheatland County

Assessment Year: 2019
Tax Year: 2020

Roll	Legal Address					Total	
8411000	F	LAND & IMPROVEMENTS		T	1	FARMLAND	8,500
	R			T	103	RESIDENTIAL LAND & IMPROVEMENTS	357,300
						Taxable Total:	365,800
	R			E	901	RURAL RESIDENCE EXEMPTION (RAP)	8,500
			100%	Alberta School Foundation Fund		Totals:	374,300
8411000	NW-24-25-25-4	140.16 Acres					I Individual
8411010	F	LAND		T	1	FARMLAND	15,090
				100%	Alberta School Foundation Fund		Taxable Total:
	9410144 1	NW-24-25-25-4	2.99 Acres				North Central Portion
	250059 HWY 564						I Individual
	R	LAND & IMPROVEMENTS		T	103	RESIDENTIAL LAND & IMPROVEMENTS	362,100
			100%	Alberta School Foundation Fund		Taxable Total:	
8412000	SE-24-25-25-4	121.55 Acres					Northwest Portion
							I Individual
8413000	F	LAND		T	1	FARMLAND	11,480
				100%	Christ The Redeemer Reg. 3		Taxable Total:
	SE-24-25-25-4	19.95 Acres				East Half LSD 1	
	253016 RGE RD 250						I Individual
	F	LAND & IMPROVEMENTS		T	1	FARMLAND	1,750
	R			T	103	RESIDENTIAL LAND & IMPROVEMENTS	517,750
						Taxable Total:	519,500
	R			E	901	RURAL RESIDENCE EXEMPTION (RAP)	1,750
			100%	Alberta School Foundation Fund		Totals:	521,250
8414000	SW-24-25-25-4	160.00 Acres					C Corporation
8415000	F	LAND		T	1	FARMLAND	31,620
				100%	Alberta School Foundation Fund		Taxable Total:
	NE-25-25-25-4	160.00 Acres				I Individual	
	254050 RGE RD 250						
	F	LAND & IMPROVEMENTS		T	1	FARMLAND	19,120
	R			T	103	RESIDENTIAL LAND & IMPROVEMENTS	333,980
						Taxable Total:	353,100
	R			E	901	RURAL RESIDENCE EXEMPTION (RAP)	19,120
			100%	Alberta School Foundation Fund		Totals:	372,220



2019 Assessment Roll (Valuation Date 1-July, 2019) 2020 Taxation Year, Wheatland County

Assessment Year: 2019
Tax Year: 2020

Roll	Legal Address	Total
8416000	NW-25-25-25-4 160.00 Acres 254051 RGE RD 251	I Individual
	F LAND & IMPROVEMENTS T 1 FARMLAND	20,950
	R T 103 RESIDENTIAL LAND & IMPROVEMENTS	505,600
		Taxable Total: 526,550
	R E 901 RURAL RESIDENCE EXEMPTION (RAP)	20,950
	R E 903 FARM BUILDING EXEMPT	26,450
	100% Alberta School Foundation Fund	Exempt Total: 47,400
		Totals: 573,950
8417000	SE-25-25-25-4 156.00 Acres	C Corporation
	F LAND T 1 FARMLAND	Taxable Total: 14,330
	100% Alberta School Foundation Fund	
8417010	1111120 1 1 SE-25-25-25-4 3.00 Acres 254002 RGE RD 250	SE Corner C Corporation
	R LAND & IMPROVEMENTS T 103 RESIDENTIAL LAND & IMPROVEMENTS	Taxable Total: 464,600
	100% Alberta School Foundation Fund	
8418000	SW-25-25-25-4 141.39 Acres 254007 RGE RD 251	I Individual
	F LAND & IMPROVEMENTS T 1 FARMLAND	20,670
	R T 103 RESIDENTIAL LAND & IMPROVEMENTS	868,640
		Taxable Total: 889,310
	R E 901 RURAL RESIDENCE EXEMPTION (RAP)	37,460
	100% Alberta School Foundation Fund	Totals: 926,770
8418010	9511711 1 SW-25-25-25-4 4.61 Acres 250052 HWY 564	West of the Southeast Corner I Individual
	F LAND & IMPROVEMENTS T 1 FARMLAND	130
	R T 103 RESIDENTIAL LAND & IMPROVEMENTS	321,470
		Taxable Total: 321,600
	R E 901 RURAL RESIDENCE EXEMPTION (RAP)	130
	100% Alberta School Foundation Fund	Totals: 321,730
8418020	0714475 1 1 SW-25-25-25-4 5.00 Acres 254005 RGE RD 251	S.W. CORNER LSD 4 I Individual
	R LAND & IMPROVEMENTS T 103 RESIDENTIAL LAND & IMPROVEMENTS	678,300
	R E 903 FARM BUILDING EXEMPT	31,080
	100% Alberta School Foundation Fund	Totals: 709,380



2019 Assessment Roll (Valuation Date 1-July, 2019) 2020 Taxation Year, Wheatland County

Assessment Year: 2019
Tax Year: 2020

Roll	Legal Address			Total
8418030	0714479 1 2 SW-25-25-25-4 8.00 Acres 250042 HWY 564	S.E. CORNER LSD 3 I Individual		
	F LAND & IMPROVEMENTS	T 1 FARMLAND		820
	R	T 103 RESIDENTIAL LAND & IMPROVEMENTS		325,280
			Taxable Total:	326,100
	R	E 901 RURAL RESIDENCE EXEMPTION (RAP)		820
	R	E 903 FARM BUILDING EXEMPT		12,400
		100% Alberta School Foundation Fund	Exempt Total:	13,220
			Totals:	339,320
8419000	NE-26-25-25-4 160.00 Acres	I Individual		
	F LAND	T 1 FARMLAND	Taxable Total:	36,460
		100% Alberta School Foundation Fund		
8420000	NW-26-25-25-4 160.00 Acres 254075 RGE RD 252	Wheatland Conservation & Wildlife Assoc. I Individual		
	F LAND & IMPROVEMENTS	T 1 FARMLAND		25,340
	R	T 103 RESIDENTIAL LAND & IMPROVEMENTS		433,260
			Taxable Total:	458,600
	NR	E 165 CHARITABLE & WELFARE EXEMPT		37,340
	R	E 901 RURAL RESIDENCE EXEMPTION (RAP)		25,340
		100% Alberta School Foundation Fund	Exempt Total:	62,680
			Totals:	521,280
8421000	SE-26-25-25-4 159.00 Acres 254022 RGE RD 251	I Individual		
	F LAND & IMPROVEMENTS	T 1 FARMLAND		28,960
	R	T 103 RESIDENTIAL LAND & IMPROVEMENTS		601,080
			Taxable Total:	630,040
	R	E 901 RURAL RESIDENCE EXEMPTION (RAP)		61,540
	R	E 903 FARM BUILDING EXEMPT		20,420
		100% Alberta School Foundation Fund	Exempt Total:	81,960
			Totals:	712,000
8422000	SW-26-25-25-4 158.99 Acres	C Corporation		
	F LAND	T 1 FARMLAND	Taxable Total:	18,040
		100% Alberta School Foundation Fund		
8423000	NE-27-25-25-4 160.00 Acres 254044A RGE RD 252	C Corporation		



2019 Assessment Roll (Valuation Date 1-July, 2019) 2020 Taxation Year, Wheatland County

Assessment Year: 2019
Tax Year: 2020

Roll	Legal Address					Total
8424000	F	LAND & IMPROVEMENTS	T	1	FARMLAND	28,970
	R		T	103	RESIDENTIAL LAND & IMPROVEMENTS	248,730
	Taxable Total:					277,700
	R		E	901	RURAL RESIDENCE EXEMPTION (RAP)	30,770
	100% Alberta School Foundation Fund					Totals: 308,470
C Corporation						
8425000	F	LAND	T	1	FARMLAND	34,630
	100% Alberta School Foundation Fund					Taxable Total:
	SE-27-25-25-4 158.94 Acres					
	252040 HWY 564					C Corporation
	F	LAND & IMPROVEMENTS	T	1	FARMLAND	34,840
8426000	R		T	103	RESIDENTIAL LAND & IMPROVEMENTS	394,670
	Taxable Total:					429,510
	R		E	901	RURAL RESIDENCE EXEMPTION (RAP)	66,230
	R		E	903	FARM BUILDING EXEMPT	92,700
	100% Alberta School Foundation Fund					Exempt Total: 158,930
Totals: 588,440						
8426010	SW-27-25-25-4 148.97 Acres	Former EarthRenew Manure Recycling Site				
	C Corporation					
	F	LAND & IMPROVEMENTS	T	1	FARMLAND	31,390
	NR		T	105	NON-RESEIDENTIAL LAND & IMPROVEMENTS	1,674,580
	100% Alberta School Foundation Fund					Taxable Total: 1,705,970
8427000	9210286 1 SW-27-25-25-4 10.00 Acres	Northwest Corner				
	254037 RGE RD 253					I Individual
	F	LAND & IMPROVEMENTS	T	1	FARMLAND	1,120
	R		T	103	RESIDENTIAL LAND & IMPROVEMENTS	569,580
	Taxable Total:					570,700
8428000	R		E	901	RURAL RESIDENCE EXEMPTION (RAP)	1,120
	100% Alberta School Foundation Fund					Totals: 571,820
	NE-28-25-25-4 160.00 Acres	Munitions Storage Facility				
	254080 RGE RD 253					C Corporation
	F	LAND & IMPROVEMENTS	T	1	FARMLAND	28,800
8428000	NR		T	105	NON-RESEIDENTIAL LAND & IMPROVEMENTS	191,540
	100% Alberta School Foundation Fund					Taxable Total: 220,340
	NW-28-25-25-4 160.00 Acres					
	C Corporation					



2019 Assessment Roll (Valuation Date 1-July, 2019) 2020 Taxation Year, Wheatland County

Assessment Year: 2019
Tax Year: 2020

Roll	Legal Address					Total
	F	LAND	T	1	FARMLAND	
					100% Alberta School Foundation Fund	Taxable Total: 29,650
8429000	SE-28-25-25-4	157.05 Acres				
	254014 RGE RD 253					C Corporation
	F	LAND & IMPROVEMENTS	T	1	FARMLAND	29,240
	R		T	103	RESIDENTIAL LAND & IMPROVEMENTS	343,890
						Taxable Total: 373,130
	R		E	901	RURAL RESIDENCE EXEMPTION (RAP)	61,540
	R		E	903	FARM BUILDING EXEMPT	4,230
					100% Alberta School Foundation Fund	Exempt Total: 65,770
						Totals: 438,900
8430000	SE-28-25-25-4	1.92 Acres				SE Corner WAS ARDENODE HALL
						M Municipal
	NR	LAND	E	155	WHEATLAND COUNTY EXEMPT	Exempt Total: 140,090
					100% Alberta School Foundation Fund	
8431000	SW-28-25-25-4	158.97 Acres				
						C Corporation
	F	LAND	T	1	FARMLAND	Taxable Total: 30,010
					100% Alberta School Foundation Fund	
8432000	NE-29-25-25-4	160.00 Acres				I Individual
	F	LAND	T	1	FARMLAND	Taxable Total: 30,270
					100% Alberta School Foundation Fund	
8433000	NW-29-25-25-4	160.00 Acres				I Individual
	F	LAND	T	1	FARMLAND	Taxable Total: 30,090
					100% Alberta School Foundation Fund	
8434000	SE-29-25-25-4	158.97 Acres				I Individual
	F	LAND	T	1	FARMLAND	Taxable Total: 28,130
					100% Alberta School Foundation Fund	
8435000	SW-29-25-25-4	149.97 Acres				I Individual
	F	LAND	T	1	FARMLAND	Taxable Total: 31,340
					100% Alberta School Foundation Fund	



2019 Assessment Roll (Valuation Date 1-July, 2019) 2020 Taxation Year, Wheatland County

Assessment Year: 2019
Tax Year: 2020

Roll	Legal Address	Total
8435010	0410450 1 1 SW-29-25-25-4 9.00 Acres 254054 HWY 564	SW CORNER OF LSD 3 I Individual
	F LAND & IMPROVEMENTS T 1 FARMLAND	760
	R T 103 RESIDENTIAL LAND & IMPROVEMENTS	286,300
		Taxable Total: 287,060
	R E 901 RURAL RESIDENCE EXEMPTION (RAP)	32,400
	R E 903 FARM BUILDING EXEMPT	38,600
	100% Alberta School Foundation Fund	Exempt Total: 71,000
		Totals: 358,060
8436000	NE-30-25-25-4 160.00 Acres	I Individual
	F LAND T 1 FARMLAND	Taxable Total: 35,270
	100% Alberta School Foundation Fund	
8437000	NW-30-25-25-4 141.00 Acres	I Individual
	F LAND T 1 FARMLAND	Taxable Total: 16,420
	100% Alberta School Foundation Fund	
8438000	SE-30-25-25-4 154.00 Acres 255014A HWY 564	I Individual
	F LAND & IMPROVEMENTS T 1 FARMLAND	29,750
	R T 103 RESIDENTIAL LAND & IMPROVEMENTS	412,030
		Taxable Total: 441,780
	R E 901 RURAL RESIDENCE EXEMPTION (RAP)	37,370
	100% Alberta School Foundation Fund	Totals: 479,150
8438010	0212331 1 1 SE-30-25-25-4 5.00 Acres 254014 RGE RD 255	NORTHEAST CORNER OF LSD 1 I Individual
	F LAND & IMPROVEMENTS T 1 FARMLAND	310
	R T 103 RESIDENTIAL LAND & IMPROVEMENTS	539,160
		Taxable Total: 539,470
	R E 901 RURAL RESIDENCE EXEMPTION (RAP)	61,540
	100% Alberta School Foundation Fund	Totals: 601,010
8439000	SW-30-25-25-4 159.00 Acres 255044 HWY 564	I Individual
	F LAND & IMPROVEMENTS T 1 FARMLAND	17,060
	R T 103 RESIDENTIAL LAND & IMPROVEMENTS	548,560
		Taxable Total: 565,620
	R E 901 RURAL RESIDENCE EXEMPTION (RAP)	61,540



2019 Assessment Roll (Valuation Date 1-July, 2019) 2020 Taxation Year, Wheatland County

Assessment Year: 2019
Tax Year: 2020

Roll	Legal Address					Total
			100% Alberta School Foundation Fund			Totals: 627,160
8440000	NE-31-25-25-4	157.54 Acres				
			C Corporation			
	F LAND		T 1	FARMLAND	Taxable Total:	31,230
			100% Alberta School Foundation Fund			
8441000	NW-31-25-25-4	160.00 Acres				
			C Corporation			
	F LAND		T 1	FARMLAND	Taxable Total:	31,240
			100% Alberta School Foundation Fund			
8442000	SE-31-25-25-4	158.91 Acres				
	255038 RGE RD 255		C Corporation			
	F LAND & IMPROVEMENTS		T 1	FARMLAND		31,070
	R		T 103	RESIDENTIAL LAND & IMPROVEMENTS		226,430
			Taxable Total:			257,500
	R		E 901	RURAL RESIDENCE EXEMPTION (RAP)		30,770
			100% Alberta School Foundation Fund			Totals: 288,270
8443000	SW-31-25-25-4	142.00 Acres				
			North of Lake C Corporation			
	F LAND		T 1	FARMLAND	Taxable Total:	23,360
			100% Alberta School Foundation Fund			
8444000	NE-32-25-25-4	158.87 Acres				
			C Corporation			
	F LAND		T 1	FARMLAND	Taxable Total:	31,930
			100% Alberta School Foundation Fund			
8445000	NW-32-25-25-4	144.93 Acres				
	255071 RGE RD 255		I Individual			
	F LAND & IMPROVEMENTS		T 1	FARMLAND		22,440
	R		T 103	RESIDENTIAL LAND & IMPROVEMENTS		298,160
			Taxable Total:			320,600
	R		E 901	RURAL RESIDENCE EXEMPTION (RAP)		22,440
			100% Alberta School Foundation Fund			Totals: 343,040
8445010	9711885 1 NW-32-25-25-4	3.00 Acres				
	255083 RGE RD 255		Northwest Corner I Individual			
	R LAND & IMPROVEMENTS		T 103	RESIDENTIAL LAND & IMPROVEMENTS	Taxable Total:	443,100
			100% Alberta School Foundation Fund			



2019 Assessment Roll (Valuation Date 1-July, 2019) 2020 Taxation Year, Wheatland County

Assessment Year: 2019
Tax Year: 2020

Roll	Legal Address	Total
8445020	0815754 2 1 NW-32-25-25-4 3.89 Acres 6 255077 RGE RD 255	NORTH PTN LSD 13 Burndred Welding I Individual
	R LAND & IMPROVEMENTS T 103 RESIDENTIAL LAND & IMPROVEMENTS	506,350
	NR T 105 NON-RESEIDENTIAL LAND & IMPROVEMENTS	268,850
	100% Alberta School Foundation Fund Taxable Total:	775,200
8445030	0815754 2 2 NW-32-25-25-4 3.88 Acres 5 255077 RGE RD 255	CENTRAL PTN LSD 13 I Individual
	R LAND & IMPROVEMENTS T 103 RESIDENTIAL LAND & IMPROVEMENTS	Taxable Total: 667,800
	100% Alberta School Foundation Fund	
8445040	0815754 2 3 NW-32-25-25-4 3.00 Acres 255075 RGE RD 255	W PTN LSD 13 I Individual
	R LAND & IMPROVEMENTS T 103 RESIDENTIAL LAND & IMPROVEMENTS	Taxable Total: 721,200
	100% Alberta School Foundation Fund	
8446000	SE-32-25-25-4 160.00 Acres	I Individual
	F LAND T 1 FARMLAND	Taxable Total: 30,610
	100% Alberta School Foundation Fund	
8447000	SW-32-25-25-4 154.00 Acres 255033 RGE RD 255	I Individual
	F LAND & IMPROVEMENTS T 1 FARMLAND	27,540
	R T 103 RESIDENTIAL LAND & IMPROVEMENTS	202,360
	R E 901 RURAL RESIDENCE EXEMPTION (RAP)	Taxable Total: 229,900
	100% Christ The Redeemer Reg. 3 Totals:	61,540 291,440
8447010	9611246 1 SW-32-25-25-4 3.00 Acres 255023 RGE RD 255	Northwest Portion C Corporation
	R LAND & IMPROVEMENTS T 103 RESIDENTIAL LAND & IMPROVEMENTS	Taxable Total: 365,700
	100% Alberta School Foundation Fund	
8447020	1212325 2 1 SW-32-25-25-4 3.00 Acres	NW part LSD 4 C Corporation
	F LAND T 1 FARMLAND	Taxable Total: 420
	100% Alberta School Foundation Fund	
8448000	NE-33-25-25-4 160.00 Acres	C Corporation
	F LAND T 1 FARMLAND	Taxable Total: 25,890



2019 Assessment Roll (Valuation Date 1-July, 2019) 2020 Taxation Year, Wheatland County

Assessment Year: 2019
Tax Year: 2020

Roll	Legal Address						Total
8449000	NW-33-25-25-4	160.00 Acres	100% Alberta School Foundation Fund				
					C Corporation		
	F	LAND	T	1	FARMLAND	Taxable Total:	31,160
			100% Alberta School Foundation Fund				
8450000	SE-33-25-25-4	160.00 Acres					
					C Corporation		
	F	LAND	T	1	FARMLAND	Taxable Total:	32,960
			100% Christ The Redeemer Reg. 3				
8451000	SW-33-25-25-4	160.00 Acres					
					C Corporation		
	F	LAND	T	1	FARMLAND	Taxable Total:	22,510
			100% Christ The Redeemer Reg. 3				
8452000	NE-34-25-25-4	160.00 Acres					
					C Corporation		
	F	LAND	T	1	FARMLAND	Taxable Total:	30,970
			100% Alberta School Foundation Fund				
8453000	NW-34-25-25-4	156.22 Acres					
					C Corporation		
	F	LAND	T	1	FARMLAND	Taxable Total:	24,550
			100% Alberta School Foundation Fund				
8454000	SE-34-25-25-4	160.00 Acres					
					C Corporation		
	F	LAND	T	1	FARMLAND	Taxable Total:	27,920
			100% Alberta School Foundation Fund				
8455000	SW-34-25-25-4	160.00 Acres					
					C Corporation		
	F	LAND	T	1	FARMLAND	Taxable Total:	27,970
			100% Alberta School Foundation Fund				
8456000	NE-35-25-25-4	160.00 Acres					
					I Individual		
	F	LAND	T	1	FARMLAND	Taxable Total:	31,960
			100% Alberta School Foundation Fund				
8457000	NW-35-25-25-4	160.00 Acres					
	251063 TWP RD 260				I Individual		



2019 Assessment Roll (Valuation Date 1-July, 2019) 2020 Taxation Year, Wheatland County

Assessment Year: 2019
Tax Year: 2020

Roll	Legal Address					Total
	F	LAND & IMPROVEMENTS	T	1	FARMLAND	23,540
	R		T	103	RESIDENTIAL LAND & IMPROVEMENTS	450,360
					Taxable Total:	473,900
	R		E	901	RURAL RESIDENCE EXEMPTION (RAP)	23,540
				100%	Alberta School Foundation Fund	Totals: 497,440
8458000	SE-35-25-25-4	160.00 Acres			I Individual	
	F	LAND	T	1	FARMLAND	Taxable Total: 34,870
				100%	Alberta School Foundation Fund	
8459000	SW-35-25-25-4	160.00 Acres			I Individual	
		255033A RGE RD 252				
	F	LAND & IMPROVEMENTS	T	1	FARMLAND	19,500
	R		T	103	RESIDENTIAL LAND & IMPROVEMENTS	328,260
					Taxable Total:	347,760
	R		E	901	RURAL RESIDENCE EXEMPTION (RAP)	33,140
				100%	Alberta School Foundation Fund	Totals: 380,900
8460000	NE-36-25-25-4	160.00 Acres			I Individual	
	F	LAND	T	1	FARMLAND	Taxable Total: 18,190
				100%	Alberta School Foundation Fund	
8461000	NW-36-25-25-4	160.00 Acres			I Individual	
		250061 TWP RD 260				
	F	LAND & IMPROVEMENTS	T	1	FARMLAND	30,310
	R		T	103	RESIDENTIAL LAND & IMPROVEMENTS	240,860
					Taxable Total:	271,170
	R		E	901	RURAL RESIDENCE EXEMPTION (RAP)	61,540
				100%	Alberta School Foundation Fund	Totals: 332,710
8462000	SE-36-25-25-4	160.00 Acres			I Individual	
	F	LAND	T	1	FARMLAND	Taxable Total: 13,800
				100%	Alberta School Foundation Fund	
8463000	SW-36-25-25-4	157.00 Acres			I Individual	
	F	LAND	T	1	FARMLAND	Taxable Total: 32,650
				100%	Alberta School Foundation Fund	



2019 Assessment Roll (Valuation Date 1-July, 2019) 2020 Taxation Year, Wheatland County

Assessment Year: 2019
Tax Year: 2020

Roll	Legal Address	Total
8463010	9211479 1 SW-36-25-25-4 3.00 Acres 255005 RGE RD 251	Southwest Corner I Individual
R	LAND & IMPROVEMENTS	T 103 RESIDENTIAL LAND & IMPROVEMENTS 100% Alberta School Foundation Fund
		Taxable Total: 460,300
8471000	NE-1-26-25-4 153.53 Acres	I Individual
F	LAND	T 1 FARMLAND 100% Alberta School Foundation Fund
		Taxable Total: 12,500
8471010	RY372 PT-1-26-25-4 20.46 Acres	NE-1,NE-12,NW-12,SE-12-25-26-4 I Individual
F	LAND	T 1 FARMLAND 100% Alberta School Foundation Fund
		Taxable Total: 1,670
8472000	NW-1-26-25-4 160.00 Acres	I Individual
F	LAND	T 1 FARMLAND 100% Alberta School Foundation Fund
		Taxable Total: 26,480
8473000	SE-1-26-25-4 158.82 Acres	I Individual
F	LAND	T 1 FARMLAND 100% Alberta School Foundation Fund
		Taxable Total: 13,920
8473010	RY372 SE-1-26-25-4 0.97 Acres	ABANDONED RAILWAY LINE I Individual
R	LAND	T 104 RESIDENTIAL VACANT LAND 100% Alberta School Foundation Fund
		Taxable Total: 4,300
8474000	SW-1-26-25-4 151.00 Acres 250062 TWP RD 260	I Individual
F	LAND & IMPROVEMENTS	T 1 FARMLAND
R		T 103 RESIDENTIAL LAND & IMPROVEMENTS
		Taxable Total: 491,880
R		E 901 RURAL RESIDENCE EXEMPTION (RAP)
R		E 903 FARM BUILDING EXEMPT
		100% Alberta School Foundation Fund
		Exempt Total: 64,240
		Totals: 556,120
8474010	0511988 1 1 SW-1-26-25-4 3.00 Acres 260041 RGE RD 251	NW Corner I Individual
R	LAND & IMPROVEMENTS	T 103 RESIDENTIAL LAND & IMPROVEMENTS
		Taxable Total: 426,000



2019 Assessment Roll (Valuation Date 1-July, 2019) 2020 Taxation Year, Wheatland County

Assessment Year: 2019
Tax Year: 2020

Roll	Legal Address					Total
	100% Alberta School Foundation Fund					
8474020	0913174 2 1	SW-1-26-25-4	3.00 Acres		W part LSD 5 I Individual	
	R	LAND & IMPROVEMENTS		T 103	RESIDENTIAL LAND & IMPROVEMENTS	Taxable Total: 422,400
	100% Alberta School Foundation Fund					
8474030	0913174 2 2	SW-1-26-25-4	3.00 Acres		SW part LSD 5 I Individual	
	R	LAND		T 104	RESIDENTIAL VACANT LAND	Taxable Total: 126,500
	100% The Golden Hills Reg. Div. 15					
8475000	NE-2-26-25-4		160.00 Acres		I Individual	
	F	LAND		T 1	FARMLAND	Taxable Total: 26,410
	100% Alberta School Foundation Fund					
8476000	NW-2-26-25-4		160.00 Acres		I Individual	
	F	LAND		T 1	FARMLAND	Taxable Total: 27,280
	100% Alberta School Foundation Fund					
8477000	SE-2-26-25-4		80.00 Acres		West Half I Individual	
	F	LAND & IMPROVEMENTS		T 1	FARMLAND	13,920
	R			T 103	RESIDENTIAL LAND & IMPROVEMENTS	337,980
					Taxable Total:	351,900
	R			E 901	RURAL RESIDENCE EXEMPTION (RAP)	13,920
	100% Alberta School Foundation Fund					Totals: 365,820
8479000	SE-2-26-25-4		71.03 Acres		E HALF I Individual	
	F	LAND & IMPROVEMENTS		T 1	FARMLAND	12,570
	R			T 103	RESIDENTIAL LAND & IMPROVEMENTS	566,230
					Taxable Total:	578,800
	R			E 901	RURAL RESIDENCE EXEMPTION (RAP)	12,570
	R			E 903	FARM BUILDING EXEMPT	53,620
	100% Alberta School Foundation Fund					Exempt Total: 66,190
						Totals: 644,990
8479010	1012173 1 1	SE-2-26-25-4	2.99 Acres		NE CORNER I Individual	
	R	LAND & IMPROVEMENTS		T 103	RESIDENTIAL LAND & IMPROVEMENTS	Taxable Total: 703,800



2019 Assessment Roll (Valuation Date 1-July, 2019) 2020 Taxation Year, Wheatland County

Assessment Year: 2019
Tax Year: 2020

Roll	Legal Address	Total
100% Christ The Redeemer Reg. 3		
8479020	1012173 1 2 SE-2-26-25-4 2.99 Acres 260030 RGE RD 251	110m S OF NE CORNER I Individual
R	LAND & IMPROVEMENTS	T 103 RESIDENTIAL LAND & IMPROVEMENTS 100% Alberta School Foundation Fund
		Taxable Total: 684,100
8479030	1012173 1 3 SE-2-26-25-4 2.99 Acres	220m S OF NE CORNER I Individual
F	LAND	T 1 FARMLAND
		Taxable Total: 330
100% Alberta School Foundation Fund		
8480000	SW-2-26-25-4 160.00 Acres 251042 TWP RD 260	I Individual
F	LAND & IMPROVEMENTS	T 1 FARMLAND
R		T 103 RESIDENTIAL LAND & IMPROVEMENTS
		Taxable Total: 18,570
R		E 901 RURAL RESIDENCE EXEMPTION (RAP)
		100% Alberta School Foundation Fund
		Taxable Total: 470,730
		Totals: 489,300
		18,570
		507,870
8481000	NE-3-26-25-4 143.99 Acres	I Individual
F	LAND	T 1 FARMLAND
		100% Alberta School Foundation Fund
		Taxable Total: 28,260
8481010	1113629 1 1 NE-3-26-25-4 5.00 Acres 260042 RGE RD 252	SE CORNER I Individual
R	LAND & IMPROVEMENTS	T 103 RESIDENTIAL LAND & IMPROVEMENTS
R		E 901 RURAL RESIDENCE EXEMPTION (RAP)
		100% Christ The Redeemer Reg. 3
		Totals: 384,440
		28,260
		412,700
8481020	1711041 1 2 NE-3-26-25-4 10.01 Acres 260080 RGE RD 252	NE corner of LSD 16 I Individual
R	LAND & IMPROVEMENTS	T 103 RESIDENTIAL LAND & IMPROVEMENTS
		100% Alberta School Foundation Fund
		Taxable Total: 551,400
8482000	NW-3-26-25-4 160.00 Acres	I Individual
F	LAND	T 1 FARMLAND
		100% Alberta School Foundation Fund
		Taxable Total: 30,270
8483000	SE-3-26-25-4 154.98 Acres	C Corporation
F	LAND	T 1 FARMLAND
		Taxable Total: 27,380



2019 Assessment Roll (Valuation Date 1-July, 2019) 2020 Taxation Year, Wheatland County

Assessment Year: 2019
Tax Year: 2020

Roll	Legal Address					Total
	100% Alberta School Foundation Fund					
8484000	SE-3-26-25-4 252040 TWP RD 260	4.02 Acres			Southwest Corner I Individual	
	R	LAND & IMPROVEMENTS	T	103	RESIDENTIAL LAND & IMPROVEMENTS	Taxable Total: 450,500
	100% Alberta School Foundation Fund					
8485000	SW-3-26-25-4	160.00 Acres			C Corporation	
	F	LAND	T	1	FARMLAND	Taxable Total: 26,630
	100% Alberta School Foundation Fund					
8486000	NE-4-26-25-4 260042 RGE RD 253	160.00 Acres			I Individual	
	F	LAND & IMPROVEMENTS	T	1	FARMLAND	26,340
	R		T	103	RESIDENTIAL LAND & IMPROVEMENTS	587,760
					Taxable Total:	614,100
	R		E	901	RURAL RESIDENCE EXEMPTION (RAP)	26,340
					100% Alberta School Foundation Fund	Totals: 640,440
8487000	NW-4-26-25-4	160.00 Acres			I Individual	
	F	LAND	T	1	FARMLAND	Taxable Total: 29,750
	100% Alberta School Foundation Fund					
8488000	SE-4-26-25-4	156.75 Acres			I Individual	
	F	LAND	T	1	FARMLAND	Taxable Total: 26,810
	100% Alberta School Foundation Fund					
8488010	1812383 1 1	SE-4-26-25-4 3.25 Acres			SE Corner of LSD 2 C Corporation	
	F	LAND	T	1	FARMLAND	Taxable Total: 540
	100% Alberta School Foundation Fund					
8489000	SW-4-26-25-4	156.98 Acres			C Corporation	
	F	LAND	T	1	FARMLAND	Taxable Total: 26,440
	100% Alberta School Foundation Fund					
8490000	NE-5-26-25-4	157.01 Acres			I Individual	
	F	LAND	T	1	FARMLAND	Taxable Total: 23,430



2019 Assessment Roll (Valuation Date 1-July, 2019) 2020 Taxation Year, Wheatland County

Assessment Year: 2019
Tax Year: 2020

Roll	Legal Address				Total
100% Alberta School Foundation Fund					
8490010	0310704 1 1 NE-5-26-25-4 2.99 Acres 260082 RGE RD 254	NE Corner I Individual			
	R LAND & IMPROVEMENTS	T 103 RESIDENTIAL LAND & IMPROVEMENTS	Taxable Total:	264,500	
100% Alberta School Foundation Fund					
8491000	NW-5-26-25-4 157.00 Acres	I Individual			
	F LAND	T 1 FARMLAND	Taxable Total:	29,090	
100% Alberta School Foundation Fund					
8491010	0113577 1 1 NW-5-26-25-4 2.99 Acres 260079 RGE RD 255	NORTHWEST CORNER I Individual			
	R LAND & IMPROVEMENTS	T 103 RESIDENTIAL LAND & IMPROVEMENTS	Taxable Total:	211,000	
100% Alberta School Foundation Fund					
8492000	SE-5-26-25-4 160.00 Acres 254016 TWP RD 260	I Individual			
	F LAND & IMPROVEMENTS	T 1 FARMLAND		29,350	
	R	T 103 RESIDENTIAL LAND & IMPROVEMENTS		423,610	
			Taxable Total:	452,960	
	R	E 901 RURAL RESIDENCE EXEMPTION (RAP)		43,900	
	R	E 903 FARM BUILDING EXEMPT		7,470	
		100% Alberta School Foundation Fund	Exempt Total:	51,370	
			Totals:	504,330	
8493000	SW-5-26-25-4 157.00 Acres 260035A RGE RD 255	I Individual			
	F LAND & IMPROVEMENTS	T 1 FARMLAND		25,140	
	R	T 103 RESIDENTIAL LAND & IMPROVEMENTS		383,760	
			Taxable Total:	408,900	
	R	E 901 RURAL RESIDENCE EXEMPTION (RAP)		25,140	
		100% Alberta School Foundation Fund	Totals:	434,040	
8493010	9110554 1 SW-5-26-25-4 3.00 Acres 260005 RGE RD 255	Southwest Corner I Individual			
	R LAND & IMPROVEMENTS	T 103 RESIDENTIAL LAND & IMPROVEMENTS	Taxable Total:	309,100	
100% Alberta School Foundation Fund					
8494000	NE-6-26-25-4 157.00 Acres	I Individual			
	F LAND	T 1 FARMLAND	Taxable Total:	31,590	



2019 Assessment Roll (Valuation Date 1-July, 2019) 2020 Taxation Year, Wheatland County

Assessment Year: 2019
Tax Year: 2020

Roll	Legal Address	Total
100% Alberta School Foundation Fund		
8494010	0714183 1 1 NE-6-26-25-4 3.00 Acres	NORTHEAST CORNER I Individual
F	LAND	T 1 FARMLAND
		Taxable Total: 400
50% The Golden Hills Reg. Div. 15 50% Christ The Redeemer Reg. 3		
8495000	NW-6-26-25-4 160.00 Acres	I Individual
F	LAND	T 1 FARMLAND
		Taxable Total: 33,760
100% Alberta School Foundation Fund		
8496000	SE-6-26-25-4 156.73 Acres	I Individual
F	LAND	T 1 FARMLAND
		Taxable Total: 30,200
100% Alberta School Foundation Fund		
8496010	1010656 3 1 SE-6-26-25-4 3.27 Acres 260040 RGE RD 255	NE CORNER I Individual
R	LAND & IMPROVEMENTS	T 103 RESIDENTIAL LAND & IMPROVEMENTS
		Taxable Total: 657,100
100% Alberta School Foundation Fund		
8497000	SW-6-26-25-4 156.00 Acres	I Individual
F	LAND	T 1 FARMLAND
		Taxable Total: 33,090
100% Alberta School Foundation Fund		
8497010	0714177 2 1 SW-6-26-25-4 3.44 Acres 255076 TWP RD 260	SOUTHWEST CORNER Dog Kennels I Individual
R	LAND & IMPROVEMENTS	T 103 RESIDENTIAL LAND & IMPROVEMENTS
NR		T 105 NON-RESEIDENTIAL LAND & IMPROVEMENTS
		Taxable Total: 509,260
100% Alberta School Foundation Fund		
8498000	NE-7-26-25-4 160.00 Acres	C Corporation
F	LAND	T 1 FARMLAND
		Taxable Total: 28,420
100% Alberta School Foundation Fund		
8499000	NW-7-26-25-4 160.00 Acres	C Corporation
F	LAND	T 1 FARMLAND
		Taxable Total: 24,910
100% Alberta School Foundation Fund		



2019 Assessment Roll (Valuation Date 1-July, 2019) 2020 Taxation Year, Wheatland County

Assessment Year: 2019
Tax Year: 2020

Roll	Legal Address				Total
8500000	SE-7-26-25-4 160.00 Acres	C Corporation			
	F LAND	T 1 FARMLAND	Taxable Total:		30,550
		100% Alberta School Foundation Fund			
8501000	SW-7-26-25-4 160.00 Acres	C Corporation			
	F LAND	T 1 FARMLAND	Taxable Total:		29,780
		100% Alberta School Foundation Fund			
8502000	NE-8-26-25-4 160.00 Acres	C Corporation			
	F LAND	T 1 FARMLAND	Taxable Total:		28,460
		100% Alberta School Foundation Fund			
8503000	NW-8-26-25-4 160.00 Acres	C Corporation			
	F LAND	T 1 FARMLAND	Taxable Total:		28,890
		100% Alberta School Foundation Fund			
8504000	SE-8-26-25-4 160.00 Acres	C Corporation			
	F LAND	T 1 FARMLAND	Taxable Total:		17,890
		100% Alberta School Foundation Fund			
8505000	SW-8-26-25-4 140.00 Acres	C Corporation			
	F LAND	T 1 FARMLAND	Taxable Total:		22,700
		100% Alberta School Foundation Fund			
8505010	9511375 1 SW-8-26-25-4 20.00 Acres 261003 RGE RD 255	Southwest Corner Freedom Farms Horse Boarding & Arena I Individual			
	F LAND & IMPROVEMENTS	T 1 FARMLAND			2,290
	R	T 103 RESIDENTIAL LAND & IMPROVEMENTS			373,850
	NR	T 105 NON-RESEIDENTIAL LAND & IMPROVEMENTS			112,950
			Taxable Total:		489,090
	R	E 901 RURAL RESIDENCE EXEMPTION (RAP)			2,290
	R	E 903 FARM BUILDING EXEMPT			368,980
		100% Alberta School Foundation Fund	Exempt Total:		371,270
			Totals:		860,360
8506000	NE-9-26-25-4 108.57 Acres 261076 RGE RD 253	South of Road I Individual			



2019 Assessment Roll (Valuation Date 1-July, 2019) 2020 Taxation Year, Wheatland County

Assessment Year: 2019
Tax Year: 2020

Roll	Legal Address				Total
8507000	F	LAND & IMPROVEMENTS	T	1 FARMLAND	15,590
	R		T	103 RESIDENTIAL LAND & IMPROVEMENTS	293,530
	Taxable Total:				309,120
	R		E	901 RURAL RESIDENCE EXEMPTION (RAP)	30,770
	100% Christ The Redeemer Reg. 3 Totals:				339,890
8507000	7610022 1	NE-9-26-25-4 21.71 Acres	North of Road		
	253066 TWP RD 262		I Individual		
8507010	F	LAND & IMPROVEMENTS	T	1 FARMLAND	1,100
	R		T	103 RESIDENTIAL LAND & IMPROVEMENTS	464,000
	Taxable Total:				465,100
	R		E	901 RURAL RESIDENCE EXEMPTION (RAP)	1,100
	100% Alberta School Foundation Fund Totals:				466,200
8507010	9510898 1 1	NE-9-26-25-4 14.18 Acres	Northeast Prtn South of Lake		
	253010 TWP RD 262		I Individual		
8508000	R	LAND & IMPROVEMENTS	T	103 RESIDENTIAL LAND & IMPROVEMENTS	420,900
	100% Alberta School Foundation Fund Taxable Total:				420,900
	7610022 R1	NE-9-26-25-4 1.93 Acres	M Municipal		
	NR	LAND	E	157 PUBLIC PARKS EXEMPT	27,520
	100% Alberta School Foundation Fund Exempt Total:				27,520
8509000	NW-9-26-25-4	129.52 Acres	Southwest of Road		
			I Individual		
8509010	F	LAND	T	1 FARMLAND	23,650
	100% Christ The Redeemer Reg. 3 Taxable Total:				23,650
	0313209 2 1	NW-9-26-25-4 13.39 Acres	SW Corner		
	261047 RGE RD 254		I Individual		
	F	LAND & IMPROVEMENTS	T	1 FARMLAND	1,260
8510000	R		T	103 RESIDENTIAL LAND & IMPROVEMENTS	476,440
	Taxable Total:				477,700
	R		E	901 RURAL RESIDENCE EXEMPTION (RAP)	1,260
	R		E	903 FARM BUILDING EXEMPT	50,740
	100% Alberta School Foundation Fund Exempt Total:				52,000
	Totals:				529,700
8510000	SE-9-26-25-4	80.00 Acres	North Half		
			I Individual		
8510000	F	LAND	T	1 FARMLAND	14,150
	100% Christ The Redeemer Reg. 3 Taxable Total:				14,150



2019 Assessment Roll (Valuation Date 1-July, 2019) 2020 Taxation Year, Wheatland County

Assessment Year: 2019
Tax Year: 2020

Roll	Legal Address				Total
8511000	SE-9-26-25-4	80.00 Acres		South Half I Individual	
	F LAND		T 1 FARMLAND	Taxable Total:	12,390
			100% Christ The Redeemer Reg. 3		
8512000	SW-9-26-25-4	160.00 Acres		I Individual	
	F LAND		T 1 FARMLAND	Taxable Total:	28,840
			100% Alberta School Foundation Fund		
8513000	NE-10-26-25-4	159.00 Acres		C Corporation	
	F LAND		T 1 FARMLAND	Taxable Total:	28,230
			100% Alberta School Foundation Fund		
8514000	NW-10-26-25-4	159.81 Acres		C Corporation	
	F LAND		T 1 FARMLAND	Taxable Total:	27,120
			100% Alberta School Foundation Fund		
8515000	SE-10-26-25-4	159.00 Acres		C Corporation	
	F LAND		T 1 FARMLAND	Taxable Total:	26,870
			100% Alberta School Foundation Fund		
8516000	SW-10-26-25-4	160.00 Acres		C Corporation	
	F LAND		T 1 FARMLAND	Taxable Total:	27,140
			100% Alberta School Foundation Fund		
8517000	NE-11-26-25-4	160.00 Acres		I Individual	
	F LAND		T 1 FARMLAND	Taxable Total:	26,820
			100% Christ The Redeemer Reg. 3		
8518000	NW-11-26-25-4	138.43 Acres		I Individual	
	F LAND		T 1 FARMLAND	Taxable Total:	25,130
			100% Alberta School Foundation Fund		
8518010	8810790 1 NW-11-26-25-4 16.01 Acres 251061 TWP RD 262			Northwest Corner I Individual	
	F LAND & IMPROVEMENTS		T 1 FARMLAND		1,400



2019 Assessment Roll (Valuation Date 1-July, 2019) 2020 Taxation Year, Wheatland County

Assessment Year: 2019
Tax Year: 2020

Roll	Legal Address					Total
	R		T	103	RESIDENTIAL LAND & IMPROVEMENTS	260,700
					Taxable Total:	262,100
	R		E	901	RURAL RESIDENCE EXEMPTION (RAP)	1,400
				100%	Alberta School Foundation Fund	Totals: 263,500
8518020	9812330	NW-11-26-25-4 5.56 Acres			WEATHER STATION SW CORNER F Federal	
	NR	LAND & IMPROVEMENTS	G	174	FEDERAL GIL NON-RESIDENTIAL	239,000
	NR		E	150	CROWN LAND & IMPR. EXEMPT	23,450
				100%	Alberta School Foundation Fund	Totals: 262,450
8519000	SE-11-26-25-4	160.00 Acres			I Individual	
	F	LAND	T	1	FARMLAND	Taxable Total: 29,350
				100%	Alberta School Foundation Fund	
8520000	SW-11-26-25-4	160.00 Acres			I Individual	
	F	LAND	T	1	FARMLAND	Taxable Total: 27,040
				100%	Alberta School Foundation Fund	
8521000	NE-12-26-25-4	155.67 Acres			I Individual	
	F	LAND	T	1	FARMLAND	Taxable Total: 19,160
				100%	Alberta School Foundation Fund	
8522000	NW-12-26-25-4	157.04 Acres			I Individual	
	F	LAND	T	1	FARMLAND	Taxable Total: 17,120
				100%	Alberta School Foundation Fund	
8523000	SE-12-26-25-4	153.30 Acres			I Individual	
	F	LAND	T	1	FARMLAND	Taxable Total: 11,760
				100%	Alberta School Foundation Fund	
8524000	SW-12-26-25-4	160.00 Acres			I Individual	
	F	LAND	T	1	FARMLAND	Taxable Total: 23,420
				100%	Christ The Redeemer Reg. 3	
8525000	NE-13-26-25-4	158.22 Acres			C Corporation	
	F	LAND	T	1	FARMLAND	Taxable Total: 10,380



2019 Assessment Roll (Valuation Date 1-July, 2019) 2020 Taxation Year, Wheatland County

Assessment Year: 2019
Tax Year: 2020

Roll	Legal Address							Total
	100% Alberta School Foundation Fund							
8526000	NW-13-26-25-4	159.49 Acres						
							C Corporation	
	F	LAND		T	1	FARMLAND	Taxable Total:	20,360
	100% Alberta School Foundation Fund							
8527000	NW-13-26-25-4	0.05 Acres						SW Corner SW of Abandoned Rlwy
							I Individual	
	R	LAND		T	104	RESIDENTIAL VACANT LAND	Taxable Total:	6,600
	100% Alberta School Foundation Fund							
8528000	SE-13-26-25-4	160.00 Acres						
							C Corporation	
	F	LAND		T	1	FARMLAND	Taxable Total:	22,490
	100% Alberta School Foundation Fund							
8529000	SW-13-26-25-4	96.01 Acres						Northeast of Railway
							I Individual	
	F	LAND		T	1	FARMLAND	Taxable Total:	15,200
	100% Alberta School Foundation Fund							
8530000	SW-13-26-25-4	56.70 Acres						Southwest of Railway
							I Individual	
	F	LAND		T	1	FARMLAND	Taxable Total:	3,880
	100% Alberta School Foundation Fund							
8530010	RY372	SW-13-26-25-4	7.75 Acres					.46 @ in NW - Abandoned Railway
							I Individual	
	F	LAND		T	1	FARMLAND	Taxable Total:	530
	100% Alberta School Foundation Fund							
8531000	NE-14-26-25-4	113.75 Acres						West of Railway
							I Individual	
	F	LAND		T	1	FARMLAND	Taxable Total:	17,950
	100% Alberta School Foundation Fund							
8532000	NE-14-26-25-4	39.70 Acres						East of Railway
							I Individual	
	F	LAND		T	1	FARMLAND	Taxable Total:	7,170
	100% Alberta School Foundation Fund							
8532010	RY372	NE-14-26-25-4	7.05 Acres					.50 @ in NW23-Abandoned Railway
							I Individual	



2019 Assessment Roll (Valuation Date 1-July, 2019) 2020 Taxation Year, Wheatland County

Assessment Year: 2019
Tax Year: 2020

Roll	Legal Address					Total
	F	LAND	T	1	FARMLAND	Taxable Total: 470
					100% Alberta School Foundation Fund	
8533000	NW-14-26-25-4	160.00 Acres				I Individual
	F	LAND	T	1	FARMLAND	Taxable Total: 22,660
					100% Alberta School Foundation Fund	
8534000	SE-14-26-25-4	153.78 Acres				I Individual
	F	LAND	T	1	FARMLAND	Taxable Total: 17,470
					100% Alberta School Foundation Fund	
8534010	0610365 1 1 SE-14-26-25-4 6.22 Acres					SW PORTION OF LSD 1
		251014 TWP RD 262				I Individual
	F	LAND & IMPROVEMENTS	T	1	FARMLAND	290
	R		T	103	RESIDENTIAL LAND & IMPROVEMENTS	560,490
						Taxable Total: 560,780
	R		E	901	RURAL RESIDENCE EXEMPTION (RAP)	290
	R		E	903	FARM BUILDING EXEMPT	30,370
					100% Alberta School Foundation Fund	Exempt Total: 30,660
						Totals: 591,440
8535000	SW-14-26-25-4	160.00 Acres				I Individual
	F	LAND	T	1	FARMLAND	Taxable Total: 13,220
					100% Alberta School Foundation Fund	
8536000	NE-15-26-25-4	157.00 Acres				I Individual
		262050 RGE RD 252				
	F	LAND & IMPROVEMENTS	T	1	FARMLAND	22,990
	R		T	103	RESIDENTIAL LAND & IMPROVEMENTS	799,310
						Taxable Total: 822,300
	R		E	901	RURAL RESIDENCE EXEMPTION (RAP)	22,990
					100% The Golden Hills Reg. Div. 15	Totals: 845,290
8536010	9111916 1 NE-15-26-25-4 3.00 Acres					Southeast Corner
		262042 RGE RD 252				I Individual
	R	LAND & IMPROVEMENTS	T	103	RESIDENTIAL LAND & IMPROVEMENTS	347,260
	R		E	901	RURAL RESIDENCE EXEMPTION (RAP)	61,540
					100% Alberta School Foundation Fund	Totals: 408,800



2019 Assessment Roll (Valuation Date 1-July, 2019) 2020 Taxation Year, Wheatland County

Assessment Year: 2019
Tax Year: 2020

Roll	Legal Address	Total
8537000	NW-15-26-25-4 160.00 Acres 262069 RGE RD 253	I Individual
	F LAND & IMPROVEMENTS T 1 FARMLAND	24,720
	R T 103 RESIDENTIAL LAND & IMPROVEMENTS	374,560
		Taxable Total: 399,280
	R E 901 RURAL RESIDENCE EXEMPTION (RAP)	61,540
	100% Alberta School Foundation Fund	Totals: 460,820
8538000	SE-15-26-25-4 160.00 Acres	I Individual
	F LAND T 1 FARMLAND	Taxable Total: 23,970
	100% Alberta School Foundation Fund	
8539000	SW-15-26-25-4 160.00 Acres	I Individual
	F LAND T 1 FARMLAND	Taxable Total: 26,410
	100% Alberta School Foundation Fund	
8540000	NE-16-26-25-4 158.00 Acres	C Corporation
	F LAND T 1 FARMLAND	Taxable Total: 25,700
	100% Alberta School Foundation Fund	
8541000	NW-16-26-25-4 157.00 Acres	I Individual
	F LAND T 1 FARMLAND	Taxable Total: 28,490
	100% Alberta School Foundation Fund	
8542000	SE-16-26-25-4 104.00 Acres	East of Lake C Corporation
	F LAND T 1 FARMLAND	Taxable Total: 12,730
	100% Alberta School Foundation Fund	
8543000	SW-16-26-25-4 141.00 Acres 253074 TWP RD 262	I Individual
	F LAND & IMPROVEMENTS T 1 FARMLAND	9,660
	R T 103 RESIDENTIAL LAND & IMPROVEMENTS	436,800
		Taxable Total: 446,460
	R E 901 RURAL RESIDENCE EXEMPTION (RAP)	38,400
	100% Alberta School Foundation Fund	Totals: 484,860
8543010	0310367 1 1 SW-16-26-25-4 3.00 Acres	SW Corner I Individual



2019 Assessment Roll (Valuation Date 1-July, 2019) 2020 Taxation Year, Wheatland County

Assessment Year: 2019
Tax Year: 2020

Roll	Legal Address					Total
	F	LAND	T	1	FARMLAND	Taxable Total: 250
8544000	NE-17-26-25-4	159.53 Acres			100% Alberta School Foundation Fund	
					C Corporation	
	F	LAND	T	1	FARMLAND	Taxable Total: 25,720
8545010	NW-17-26-25-4	118.54 Acres			100% Alberta School Foundation Fund	
		262049A RGE RD 255			I Individual	
	F	LAND & IMPROVEMENTS	T	1	FARMLAND	18,830
	R		T	103	RESIDENTIAL LAND & IMPROVEMENTS	638,670
					Taxable Total:	657,500
	R		E	901	RURAL RESIDENCE EXEMPTION (RAP)	18,830
					100% Christ The Redeemer Reg. 3	Totals: 676,330
8545020	NW-17-26-25-4	38.10 Acres			South Half LSD 11 & 12	
		262049C RGE RD 255			I Individual	
	F	LAND & IMPROVEMENTS	T	1	FARMLAND	3,430
	R		T	103	RESIDENTIAL LAND & IMPROVEMENTS	321,310
					Taxable Total:	324,740
	R		E	901	RURAL RESIDENCE EXEMPTION (RAP)	3,430
	R		E	903	FARM BUILDING EXEMPT	15,420
					100% Alberta School Foundation Fund	Exempt Total: 18,850
					Totals:	343,590
8546000	SE-17-26-25-4	160.00 Acres				
					C Corporation	
	F	LAND	T	1	FARMLAND	Taxable Total: 26,200
					100% Alberta School Foundation Fund	
8547000	SW-17-26-25-4	160.00 Acres				
					C Corporation	
	F	LAND	T	1	FARMLAND	Taxable Total: 28,860
					100% Alberta School Foundation Fund	
8548000	NE-18-26-25-4	160.00 Acres				
					C Corporation	
	F	LAND	T	1	FARMLAND	Taxable Total: 23,380
					100% Alberta School Foundation Fund	
8549000	NW-18-26-25-4	160.00 Acres				
					C Corporation	



2019 Assessment Roll (Valuation Date 1-July, 2019) 2020 Taxation Year, Wheatland County

Assessment Year: 2019
Tax Year: 2020

Roll	Legal Address					Total
	F	LAND	T	1	FARMLAND	Taxable Total: 28,740
8550000	SE-18-26-25-4	160.00 Acres			100% Alberta School Foundation Fund	
					C Corporation	
	F	LAND	T	1	FARMLAND	Taxable Total: 29,660
8551000	SW-18-26-25-4	160.00 Acres			100% Alberta School Foundation Fund	
					C Corporation	
	F	LAND	T	1	FARMLAND	Taxable Total: 27,780
8552000	NE-19-26-25-4	158.00 Acres			100% Alberta School Foundation Fund	
		255031 TWP RD 264			Mountainview Colony & Abattoir & Canola	
					C Corporation	
	F	LAND & IMPROVEMENTS	T	1	FARMLAND	12,260
	R		T	103	RESIDENTIAL LAND & IMPROVEMENTS	3,300,910
	NR		T	105	NON-RESEIDENTIAL LAND & IMPROVEMENTS	908,730
					Taxable Total:	4,221,900
	R		E	901	RURAL RESIDENCE EXEMPTION (RAP)	646,170
	R		E	903	FARM BUILDING EXEMPT	1,448,630
					100% Alberta School Foundation Fund	2,094,800
					Exempt Total:	2,094,800
					Totals:	6,316,700
8552010	9412601 1	NE-19-26-25-4 2.00 Acres			Northeast Corner	
					C Corporation	
	F	LAND	T	1	FARMLAND	Taxable Total: 160
					100% Alberta School Foundation Fund	
8553000	NW-19-26-25-4	160.00 Acres				
					C Corporation	
	F	LAND	T	1	FARMLAND	Taxable Total: 25,260
					100% Alberta School Foundation Fund	
8554000	SE-19-26-25-4	160.00 Acres				
					C Corporation	
	F	LAND	T	1	FARMLAND	Taxable Total: 12,110
					100% Alberta School Foundation Fund	
8555000	SW-19-26-25-4	160.00 Acres				
					C Corporation	
	F	LAND	T	1	FARMLAND	Taxable Total: 23,620
					100% Alberta School Foundation Fund	



2019 Assessment Roll (Valuation Date 1-July, 2019) 2020 Taxation Year, Wheatland County

Assessment Year: 2019
Tax Year: 2020

Roll	Legal Address	Total
8556000	NE-20-26-25-4 160.00 Acres	
	C Corporation	
	F LAND T 1 FARMLAND 100% Alberta School Foundation Fund	Taxable Total: 27,560
8557000	NW-20-26-25-4 160.00 Acres	
	C Corporation	
	F LAND T 1 FARMLAND 100% Alberta School Foundation Fund	Taxable Total: 28,260
8558000	SE-20-26-25-4 160.00 Acres	
	C Corporation	
	F LAND T 1 FARMLAND 100% Alberta School Foundation Fund	Taxable Total: 24,390
8559000	SW-20-26-25-4 160.00 Acres	
	C Corporation	
	F LAND T 1 FARMLAND 100% Alberta School Foundation Fund	Taxable Total: 26,320
8560000	NE-21-26-25-4 160.00 Acres	
	C Corporation	
	F LAND T 1 FARMLAND 100% Alberta School Foundation Fund	Taxable Total: 28,520
8561000	NW-21-26-25-4 160.00 Acres	
	C Corporation	
	F LAND T 1 FARMLAND 100% Alberta School Foundation Fund	Taxable Total: 24,140
8562000	SE-21-26-25-4 160.00 Acres	
	C Corporation	
	F LAND T 1 FARMLAND 100% Alberta School Foundation Fund	Taxable Total: 26,980
8563000	SW-21-26-25-4 160.00 Acres	
	C Corporation	
	F LAND T 1 FARMLAND 100% Alberta School Foundation Fund	Taxable Total: 26,990
8564000	NE-22-26-25-4 123.00 Acres	
	I Individual	
	F LAND T 1 FARMLAND	Taxable Total: 8,670



2019 Assessment Roll (Valuation Date 1-July, 2019) 2020 Taxation Year, Wheatland County

Assessment Year: 2019
Tax Year: 2020

Roll	Legal Address						Total
	100% Christ The Redeemer Reg. 3						
8564010	RY372	N -22-26-25-4	13.83 Acres			Abandoned Railway Right-of-Way I Individual	
	F	LAND		T	1 FARMLAND	Taxable Total:	950
	100% Alberta School Foundation Fund						
8565000	NW-22-26-25-4		152.97 Acres			I Individual	
	F	LAND		T	1 FARMLAND	Taxable Total:	11,700
	100% Christ The Redeemer Reg. 3						
8566000	SE-22-26-25-4		160.00 Acres			I Individual	
	F	LAND		T	1 FARMLAND	Taxable Total:	12,880
	100% Alberta School Foundation Fund						
8567000	SW-22-26-25-4		160.00 Acres			I Individual	
	F	LAND		T	1 FARMLAND	Taxable Total:	13,020
	100% Alberta School Foundation Fund						
8568000	NE-23-26-25-4		159.82 Acres			C Corporation	
	F	LAND		T	1 FARMLAND	Taxable Total:	10,330
	100% Alberta School Foundation Fund						
8569000	NW-23-26-25-4		137.42 Acres			C Corporation	
	F	LAND		T	1 FARMLAND	Taxable Total:	9,460
	100% Alberta School Foundation Fund						
8570000	SE-23-26-25-4		139.46 Acres			Northeast of Railway I Individual	
	F	LAND		T	1 FARMLAND	Taxable Total:	13,520
	100% Christ The Redeemer Reg. 3						
8571000	SE-23-26-25-4		15.80 Acres			Southwest of Railway I Individual	
	F	LAND		T	1 FARMLAND	Taxable Total:	2,040
	100% Alberta School Foundation Fund						
8571010	RY372	SE-23-26-25-4	4.74 Acres			ABANDONED RAILWAY LINE & EXTRA I Individual	



2019 Assessment Roll (Valuation Date 1-July, 2019) 2020 Taxation Year, Wheatland County

Assessment Year: 2019
Tax Year: 2020

Roll	Legal Address					Total
	R	LAND	T	104	RESIDENTIAL VACANT LAND 100% Alberta School Foundation Fund	Taxable Total: 25,900
8572000	SW-23-26-25-4	120.00 Acres				SW of Railway Right-of-Way I Individual
	F	LAND	T	1	FARMLAND 100% Alberta School Foundation Fund	Taxable Total: 18,170
8573000	SW-23-26-25-4	32.00 Acres				Northeast of Railway I Individual
	F	LAND	T	1	FARMLAND 100% Christ The Redeemer Reg. 3	Taxable Total: 3,160
8573010	RY372 SW-23-26-25-4	8.00 Acres				Railway & Extra Right of Way I Individual
	F	LAND	T	1	FARMLAND 100% Alberta School Foundation Fund	Taxable Total: 640
8574000	NE-24-26-25-4	159.60 Acres				I Individual
	F	LAND	T	1	FARMLAND 100% Alberta School Foundation Fund	Taxable Total: 29,380
8575000	NW-24-26-25-4	145.90 Acres				C Corporation
	F	LAND	T	1	FARMLAND 100% Alberta School Foundation Fund	Taxable Total: 12,910
8576000	SE-24-26-25-4	138.90 Acres				C Corporation
	F	LAND	T	1	FARMLAND 100% Alberta School Foundation Fund	Taxable Total: 10,000
8576010	7 SE-24-26-25-4	3.10 Acres				N.W. CORNER LSD 7 P Provincial
	NR	LAND	E	167	WESTERN IRRIGATION DIST EXEMPT 100% Alberta School Foundation Fund	Exempt Total: 3,310
8576020	IRR425 RW 26 AL-24-26-25-4	33.40 Acres				18.0aSE;0.9aSW;14.1aNW;0.4aNE P Provincial
	NR	LAND	E	167	WESTERN IRRIGATION DIST EXEMPT 100% Alberta School Foundation Fund	Exempt Total: 35,630



2019 Assessment Roll (Valuation Date 1-July, 2019) 2020 Taxation Year, Wheatland County

Assessment Year: 2019
Tax Year: 2020

Roll	Legal Address				Total
8577000	SW-24-26-25-4 159.10 Acres				
		C Corporation			
	F LAND	T 1	FARMLAND	Taxable Total:	7,490
		100% Alberta School Foundation Fund			
8578000	NE-25-26-25-4 264070 RGE RD 250 160.00 Acres				
		I Individual			
	F LAND & IMPROVEMENTS	T 1	FARMLAND		10,490
	R	T 103	RESIDENTIAL LAND & IMPROVEMENTS		304,180
		Taxable Total:			314,670
	R	E 901	RURAL RESIDENCE EXEMPTION (RAP)		30,770
	R	E 903	FARM BUILDING EXEMPT		9,350
		100% Christ The Redeemer Reg. 3			
		Exempt Total:			40,120
		Totals:			354,790
8579000	NW-25-26-25-4 160.00 Acres				
		I Individual			
	F LAND	T 1	FARMLAND	Taxable Total:	12,740
		100% Alberta School Foundation Fund			
8580000	SE-25-26-25-4 160.00 Acres				
		I Individual			
	F LAND	T 1	FARMLAND	Taxable Total:	30,410
		100% Alberta School Foundation Fund			
8581000	SW-25-26-25-4 153.76 Acres				
		I Individual			
	F LAND	T 1	FARMLAND	Taxable Total:	26,620
		100% Alberta School Foundation Fund			
8581010	SW-25-26-25-4 4.22 Acres				
		S.W. CORNER LSD 4			
		P Provincial			
	NR LAND	E 167	WESTERN IRRIGATION DIST EXEMPT	Exempt Total:	34,660
		100% Alberta School Foundation Fund			
8582000	NE-36-26-25-4 265046 RGE RD 250 155.92 Acres				
		I Individual			
	F LAND & IMPROVEMENTS	T 1	FARMLAND		11,790
	R	T 103	RESIDENTIAL LAND & IMPROVEMENTS		346,160
		Taxable Total:			357,950
	R	E 901	RURAL RESIDENCE EXEMPTION (RAP)		61,540
	R	E 903	FARM BUILDING EXEMPT		25,200
		Exempt Total:			86,740



2019 Assessment Roll (Valuation Date 1-July, 2019) 2020 Taxation Year, Wheatland County

Assessment Year: 2019
Tax Year: 2020

Roll	Legal Address		100% Alberta School Foundation Fund				Total
						Totals:	444,690
8583000	NW-36-26-25-4	154.20 Acres				I Individual	
	F LAND		T 1 FARMLAND			Taxable Total:	23,600
			100% Alberta School Foundation Fund				
8584000	SE-36-26-25-4	160.00 Acres				I Individual	
	F LAND		T 1 FARMLAND			Taxable Total:	9,830
			100% Alberta School Foundation Fund				
8585000	SW-36-26-25-4	160.00 Acres				I Individual	
	F LAND		T 1 FARMLAND			Taxable Total:	12,880
			100% Alberta School Foundation Fund				
8586000	NE-19-21-26-4	156.00 Acres				I Individual	
	F LAND		T 1 FARMLAND			Taxable Total:	26,460
			100% Alberta School Foundation Fund				
8587000	NW-19-21-26-4	158.42 Acres				I Individual	
	F LAND		T 1 FARMLAND			Taxable Total:	31,740
			100% Alberta School Foundation Fund				
8588000	SE-19-21-26-4	28.00 Acres				North of River I Individual	
	F LAND		T 1 FARMLAND			Taxable Total:	1,280
			100% Alberta School Foundation Fund				
8589000	SW-19-21-26-4 213037 RGE RD 270	52.32 Acres				North of River I Individual	
	F LAND & IMPROVEMENTS		T 1 FARMLAND				3,950
	R		T 103 RESIDENTIAL LAND & IMPROVEMENTS				340,360
			100% Alberta School Foundation Fund				
	R		E 901 RURAL RESIDENCE EXEMPTION (RAP)			Taxable Total:	344,310
			100% Alberta School Foundation Fund				
						Totals:	61,540
							405,850
8590000	9910871 1 NE-20-21-26-4	159.14 Acres				I Individual	
	F LAND		T 1 FARMLAND			Taxable Total:	13,540



2019 Assessment Roll (Valuation Date 1-July, 2019) 2020 Taxation Year, Wheatland County

Assessment Year: 2019
Tax Year: 2020

Roll	Legal Address					Total
	100% Alberta School Foundation Fund					
8591000	NW-20-21-26-4	153.00 Acres				
			I Individual			
	F	LAND	T	1	FARMLAND	Taxable Total: 34,070
	100% Alberta School Foundation Fund					
8592000	SE-20-21-26-4	38.00 Acres				
			North of River I Individual			
	F	LAND	T	1	FARMLAND	Taxable Total: 1,200
	100% Alberta School Foundation Fund					
8593000	SW-20-21-26-4	15.00 Acres				
			Northwest & Northeast Corners I Individual			
	F	LAND	T	1	FARMLAND	Taxable Total: 490
	100% Alberta School Foundation Fund					
8594000	NW-21-21-26-4	39.00 Acres				
			Island Pasture & NW Portion I Individual			
	F	LAND	T	1	FARMLAND	Taxable Total: 960
	100% Alberta School Foundation Fund					
8595000	NE-22-21-26-4	27.00 Acres				
			Northeast of River C Corporation			
	F	LAND	T	1	FARMLAND	Taxable Total: 870
	100% Alberta School Foundation Fund					
8596000	NE-23-21-26-4	134.00 Acres				
	214014 RGE RD 261		North of River C Corporation			
	F	LAND & IMPROVEMENTS	T	1	FARMLAND	10,910
	R		T	101	RESIDENTIAL IMPROVEMENT NIL RAP ALLOW	18,600
	R		T	103	RESIDENTIAL LAND & IMPROVEMENTS	447,160
	NR		T	105	NON-RESEIDENTIAL LAND & IMPROVEMENTS	212,570
			Taxable Total:			689,240
	R		E	901	RURAL RESIDENCE EXEMPTION (RAP)	61,540
	R		E	903	FARM BUILDING EXEMPT	58,410
			100% Alberta School Foundation Fund			Exempt Total: 119,950
			Totals:			809,190
8597000	NW-23-21-26-4	129.00 Acres				
	214019 RGE RD 262		C Corporation			
	F	LAND & IMPROVEMENTS	T	1	FARMLAND	4,850
	R		T	103	RESIDENTIAL LAND & IMPROVEMENTS	850,390



2019 Assessment Roll (Valuation Date 1-July, 2019) 2020 Taxation Year, Wheatland County

Assessment Year: 2019
Tax Year: 2020

Roll	Legal Address				Total
	R		E 901	RURAL RESIDENCE EXEMPTION (RAP)	Taxable Total: 855,240
			100%	Alberta School Foundation Fund	17,110
8598000	NW-24-21-26-4	17.56 Acres			Totals: 872,350
	F LAND		T 1	FARMLAND	
			100%	Alberta School Foundation Fund	Taxable Total: 2,510
8598010	1211840 1 1	NW-24-21-26-4 7.44 Acres			NORTHWEST CORNER Jamieson's Place Medicine Wheel
	NR LAND		E 154	OTHER PROV. IMP EXEMPT	P Provincial
			100%	Alberta School Foundation Fund	Exempt Total: 204,160
8599000	NE-25-21-26-4	160.00 Acres			I Individual
	F LAND		T 1	FARMLAND	Taxable Total: 24,710
			100%	Alberta School Foundation Fund	
8600000	NW-25-21-26-4	160.00 Acres			I Individual
	F LAND		T 1	FARMLAND	Taxable Total: 45,210
			100%	Alberta School Foundation Fund	
8601000	SE-25-21-26-4	110.00 Acres			I Individual
	F LAND		T 1	FARMLAND	Taxable Total: 5,430
			100%	Alberta School Foundation Fund	
8602000	SW-25-21-26-4	87.30 Acres			NORTHWESTERLY PORTION
	F LAND		T 1	FARMLAND	I Individual
			100%	Alberta School Foundation Fund	Taxable Total: 21,560
8602500	1211840 2 1	SW-25-21-26-4 66.97 Acres			S.E. PART WITHIN LSD 11,12,14 Jamieson's Place Medicine Wheel
	NR LAND		E 154	OTHER PROV. IMP EXEMPT	P Provincial
			100%	Alberta School Foundation Fund	Exempt Total: 483,730
8603000	NE-26-21-26-4	157.00 Acres			I Individual
	F LAND		T 1	FARMLAND	Taxable Total: 42,600
			100%	Alberta School Foundation Fund	



2019 Assessment Roll (Valuation Date 1-July, 2019) 2020 Taxation Year, Wheatland County

Assessment Year: 2019
Tax Year: 2020

Roll	Legal Address	Total
8603010	9512381 1 NE-26-21-26-4 3.00 Acres 214080 RGE RD 261 Northeast corner Sew Delicious I Individual	
	R LAND & IMPROVEMENTS T 103 RESIDENTIAL LAND & IMPROVEMENTS	462,870
	NR T 105 NON-RESEIDENTIAL LAND & IMPROVEMENTS	136,230
	100% Alberta School Foundation Fund Taxable Total:	599,100
8604000	NW-26-21-26-4 160.00 Acres C Corporation	
	F LAND T 1 FARMLAND	43,320
	100% Alberta School Foundation Fund Taxable Total:	
8605000	SE-26-21-26-4 160.00 Acres I Individual	
	F LAND T 1 FARMLAND	38,950
	100% Alberta School Foundation Fund Taxable Total:	
8606000	SW-26-21-26-4 63.98 Acres 214021 RGE RD 262 S of Irrig Canal & N of Hillsd I Individual	
	F LAND & IMPROVEMENTS T 1 FARMLAND	10,260
	R T 103 RESIDENTIAL LAND & IMPROVEMENTS	322,710
	R Taxable Total:	332,970
	R E 901 RURAL RESIDENCE EXEMPTION (RAP)	61,540
	E 903 FARM BUILDING EXEMPT	18,150
	100% Alberta School Foundation Fund Exempt Total:	79,690
	Totals:	412,660
8606010	9211476 1 SW-26-21-26-4 59.18 Acres N of irrigation canal C Corporation	
	F LAND T 1 FARMLAND	15,850
	100% Alberta School Foundation Fund Taxable Total:	
8606020	9512535 2 SW-26-21-26-4 36.82 Acres Southwest Corner C Corporation	
	F LAND T 1 FARMLAND	2,140
	100% Alberta School Foundation Fund Taxable Total:	
8607000	NE-27-21-26-4 160.00 Acres I Individual	
	F LAND T 1 FARMLAND	44,480
	100% Alberta School Foundation Fund Taxable Total:	
8608000	NW-27-21-26-4 160.00 Acres C Corporation	



2019 Assessment Roll (Valuation Date 1-July, 2019) 2020 Taxation Year, Wheatland County

Assessment Year: 2019
Tax Year: 2020

Roll	Legal Address					Total
	F	LAND	T	1	FARMLAND	Taxable Total: 39,770
					100% Alberta School Foundation Fund	
8609000	SE-27-21-26-4	139.00 Acres				C Corporation
	F	LAND	T	1	FARMLAND	Taxable Total: 9,250
					100% Alberta School Foundation Fund	
8610000	SW-27-21-26-4	46.00 Acres				North of River I Individual
	F	LAND	T	1	FARMLAND	Taxable Total: 550
					100% Alberta School Foundation Fund	
8611000	NE-28-21-26-4	101.81 Acres				LSD 9, 15 & 16 I Individual
	F	LAND	T	1	FARMLAND	Taxable Total: 27,360
					100% Alberta School Foundation Fund	
8612000	NE-28-21-26-4	19.47 Acres				LSD 10 I Individual
	F	LAND	T	1	FARMLAND	Taxable Total: 4,200
					100% Alberta School Foundation Fund	
8612010	9511905 2 E -28-21-26-4	16.90 Acres				S Half LSD 9 & N Portion LSD 8 I Individual
		263001 TWP RD 214A				
	F	LAND & IMPROVEMENTS	T	1	FARMLAND	780
	R		T	103	RESIDENTIAL LAND & IMPROVEMENTS	507,520
						Taxable Total: 508,300
	R		E	901	RURAL RESIDENCE EXEMPTION (RAP)	780
	R		E	903	FARM BUILDING EXEMPT	74,080
					100% The Golden Hills Reg. Div. 15	Exempt Total: 74,860
						Totals: 583,160
8612020	NE-28-21-26-4	10.40 Acres				Southeast Corner LSD 10 I Individual
		263029 TWP RD 214A				
	F	LAND & IMPROVEMENTS	T	1	FARMLAND	580
	R		T	103	RESIDENTIAL LAND & IMPROVEMENTS	650,470
						Taxable Total: 651,050
	R		E	901	RURAL RESIDENCE EXEMPTION (RAP)	580
	R		E	903	FARM BUILDING EXEMPT	43,350
					100% Alberta School Foundation Fund	Exempt Total: 43,930
						Totals: 694,980



2019 Assessment Roll (Valuation Date 1-July, 2019) 2020 Taxation Year, Wheatland County

Assessment Year: 2019
Tax Year: 2020

Roll	Legal Address	Total
8613000	NW-28-21-26-4 58.96 Acres	SOUTH PORTION I Individual
	F LAND T 1 FARMLAND 100% Alberta School Foundation Fund	Taxable Total: 6,730
8613010	1811442 1 1 NW-28-21-26-4 33.43 Acres 215003A RGE RD 264	NORTH WESTERLY PORTION I Individual
	F LAND & IMPROVEMENTS T 1 FARMLAND	3,410
	R T 103 RESIDENTIAL LAND & IMPROVEMENTS	931,530
		Taxable Total: 934,940
	R E 901 RURAL RESIDENCE EXEMPTION (RAP)	17,270
	R E 903 FARM BUILDING EXEMPT 100% Alberta School Foundation Fund	3,880
		Exempt Total: 21,150
		Totals: 956,090
8613020	1811442 1 2 NW-28-21-26-4 46.41 Acres 215003B RGE RD 264	NORTH EASTERLY PORTION Whispering Sands Training / Whitehawk I Individual
	F LAND & IMPROVEMENTS T 1 FARMLAND	7,130
	R T 103 RESIDENTIAL LAND & IMPROVEMENTS	435,480
	NR T 105 NON-RESEIDENTIAL LAND & IMPROVEMENTS	186,010
		Taxable Total: 628,620
	R E 903 FARM BUILDING EXEMPT 100% Alberta School Foundation Fund	266,350
		Totals: 894,970
8613500	IRR560 RW 21 NW-28-21-26-4 21.20 Acres	NW PART LSD 13& NE PART LSD 11 I Individual
	NR LAND E 167 WESTERN IRRIGATION DIST EXEMPT 100% Alberta School Foundation Fund	Exempt Total: 26,150
8614000	SE-28-21-26-4 34.26 Acres	North of River I Individual
	F LAND T 1 FARMLAND 100% Alberta School Foundation Fund	Taxable Total: 1,730
8614010	9112032 1 E -28-21-26-4 21.20 Acres 263062 TWP RD 214A	WEST OF ROAD IN NE & SE I Individual
	R LAND & IMPROVEMENTS T 103 RESIDENTIAL LAND & IMPROVEMENTS 100% Alberta School Foundation Fund	Taxable Total: 491,500
8615000	SW-28-21-26-4 76.20 Acres 264002B TWP RD 215	East 1/2 Former Bow River Resort I Individual
	F LAND & IMPROVEMENTS T 1 FARMLAND	5,190



2019 Assessment Roll (Valuation Date 1-July, 2019) 2020 Taxation Year, Wheatland County

Assessment Year: 2019
Tax Year: 2020

Roll	Legal Address				Total
	R		T	101 RESIDENTIAL IMPROVEMENT NIL RAP ALLOW	71,900
	R		T	103 RESIDENTIAL LAND & IMPROVEMENTS	430,010
Taxable Total:					507,100
	R		E	901 RURAL RESIDENCE EXEMPTION (RAP)	5,190
	R		E	903 FARM BUILDING EXEMPT	31,440
100% Alberta School Foundation Fund					36,630
Exempt Total:					36,630
Totals:					543,730
8615010	1513309 2 2	SW-28-21-26-4 79.54 Acres	West Half		
	264002A TWP RD 215		I Individual		
	F LAND & IMPROVEMENTS		T	1 FARMLAND	7,980
	R		T	103 RESIDENTIAL LAND & IMPROVEMENTS	763,360
Taxable Total:					771,340
	R		E	901 RURAL RESIDENCE EXEMPTION (RAP)	8,940
100% Alberta School Foundation Fund					780,280
Totals:					780,280
8616000	NE-29-21-26-4	143.15 Acres	I Individual		
	F LAND		T	1 FARMLAND	
100% Alberta School Foundation Fund					
Taxable Total:					38,540
8617000	NW-29-21-26-4	158.00 Acres	I Individual		
	F LAND		T	1 FARMLAND	
100% Alberta School Foundation Fund					
Taxable Total:					43,540
8618000	SE-29-21-26-4	160.00 Acres	I Individual		
	F LAND		T	1 FARMLAND	
100% Alberta School Foundation Fund					
Taxable Total:					41,040
8619000	SW-29-21-26-4	160.00 Acres	I Individual		
	F LAND		T	1 FARMLAND	
100% Alberta School Foundation Fund					
Taxable Total:					41,560
8620000	NE-30-21-26-4	160.00 Acres	I Individual		
	F LAND		T	1 FARMLAND	
100% Alberta School Foundation Fund					
Taxable Total:					42,160
8621000	NW-30-21-26-4	160.00 Acres	I Individual		
	214079A RGE RD 270				



2019 Assessment Roll (Valuation Date 1-July, 2019) 2020 Taxation Year, Wheatland County

Assessment Year: 2019
Tax Year: 2020

Roll	Legal Address					Total
	F	LAND & IMPROVEMENTS	T	1	FARMLAND	40,510
	R		T	103	RESIDENTIAL LAND & IMPROVEMENTS	497,130
					Taxable Total:	537,640
	R		E	901	RURAL RESIDENCE EXEMPTION (RAP)	82,670
	R		E	903	FARM BUILDING EXEMPT	17,700
				100%	Alberta School Foundation Fund	100,370
					Exempt Total:	100,370
					Totals:	638,010
8622000	SE-30-21-26-4	160.00 Acres			I Individual	
	F	LAND	T	1	FARMLAND	40,760
				100%	Alberta School Foundation Fund	
8623000	SW-30-21-26-4	160.00 Acres			I Individual	
		214013 RGE RD 270				
	F	LAND & IMPROVEMENTS	T	1	FARMLAND	42,510
	R		T	103	RESIDENTIAL LAND & IMPROVEMENTS	413,220
					Taxable Total:	455,730
	R		E	901	RURAL RESIDENCE EXEMPTION (RAP)	42,510
	R		E	903	FARM BUILDING EXEMPT	7,040
				100%	Alberta School Foundation Fund	49,550
					Exempt Total:	49,550
					Totals:	505,280
8624000	NE-31-21-26-4	160.00 Acres			I Individual	
	F	LAND	T	1	FARMLAND	35,410
				100%	Alberta School Foundation Fund	
8625000	NW-31-21-26-4	160.00 Acres			I Individual	
	F	LAND	T	1	FARMLAND	33,900
				100%	Alberta School Foundation Fund	
8626000	SE-31-21-26-4	160.00 Acres			I Individual	
	F	LAND	T	1	FARMLAND	42,340
				100%	Alberta School Foundation Fund	
8627000	SW-31-21-26-4	160.00 Acres			I Individual	
		215011 RGE RD 270				
	F	LAND & IMPROVEMENTS	T	1	FARMLAND	43,910
	R		T	103	RESIDENTIAL LAND & IMPROVEMENTS	346,090
					Taxable Total:	390,000



2019 Assessment Roll (Valuation Date 1-July, 2019) 2020 Taxation Year, Wheatland County

Assessment Year: 2019
Tax Year: 2020

Roll	Legal Address						Total
	R		E 901	RURAL RESIDENCE EXEMPTION (RAP)			92,310
			100%	Alberta School Foundation Fund	Totals:		482,310
8628000	NE-32-21-26-4	160.00 Acres					
	264029 TWP RD 220				C Corporation		
	F LAND & IMPROVEMENTS		T 1	FARMLAND			40,990
	R		T 103	RESIDENTIAL LAND & IMPROVEMENTS			456,900
					Taxable Total:		497,890
	R		E 901	RURAL RESIDENCE EXEMPTION (RAP)			61,540
	R		E 903	FARM BUILDING EXEMPT			6,250
			100%	Alberta School Foundation Fund	Exempt Total:		67,790
					Totals:		565,680
8629000	NW-32-21-26-4	143.60 Acres					
					C Corporation		
	F LAND		T 1	FARMLAND	Taxable Total:		29,160
			100%	Alberta School Foundation Fund			
8630000	SE-32-21-26-4	75.10 Acres			East of Irrigation Canal		
					I Individual		
	F LAND		T 1	FARMLAND	Taxable Total:		14,310
			100%	Christ The Redeemer Reg. 3			
8631000	SE-32-21-26-4	59.60 Acres			West of Canal		
					I Individual		
	F LAND		T 1	FARMLAND	Taxable Total:		9,840
			100%	Christ The Redeemer Reg. 3			
8632000	SW-32-21-26-4	157.60 Acres					
					I Individual		
	F LAND		T 1	FARMLAND	Taxable Total:		40,080
			100%	Alberta School Foundation Fund			
8633000	NE-33-21-26-4	158.00 Acres					
	215080 RGE RD 263				I Individual		
	F LAND & IMPROVEMENTS		T 1	FARMLAND			37,010
	R		T 103	RESIDENTIAL LAND & IMPROVEMENTS			341,230
					Taxable Total:		378,240
	R		E 901	RURAL RESIDENCE EXEMPTION (RAP)			30,770
			100%	Alberta School Foundation Fund	Totals:		409,010
8634000	NW-33-21-26-4	160.00 Acres					
					I Individual		



2019 Assessment Roll (Valuation Date 1-July, 2019) 2020 Taxation Year, Wheatland County

Assessment Year: 2019
Tax Year: 2020

Roll	Legal Address				Total
	F	LAND	T	1 FARMLAND	Taxable Total: 40,530
8635000	SE-33-21-26-4	135.88 Acres		100% Christ The Redeemer Reg. 3	
				I Individual	
	F	LAND	T	1 FARMLAND	Taxable Total: 36,340
8635010	0010235 1 SE-33-21-26-4 24.12 Acres			100% Alberta School Foundation Fund	
	215016 RGE RD 263			NORTHEAST CORNER	
				I Individual	
	F	LAND & IMPROVEMENTS	T	1 FARMLAND	4,610
	R		T	103 RESIDENTIAL LAND & IMPROVEMENTS	511,890
				Taxable Total:	516,500
	R		E	901 RURAL RESIDENCE EXEMPTION (RAP)	4,610
				100% Alberta School Foundation Fund	Totals: 521,110
8636000	SW-33-21-26-4	159.05 Acres			
				I Individual	
	F	LAND	T	1 FARMLAND	Taxable Total: 41,900
8637000	NE-34-21-26-4 158.10 Acres			100% Christ The Redeemer Reg. 3	
	262011 TWP RD 220			I Individual	
	F	LAND & IMPROVEMENTS	T	1 FARMLAND	39,940
	R		T	103 RESIDENTIAL LAND & IMPROVEMENTS	583,360
				Taxable Total:	623,300
	R		E	901 RURAL RESIDENCE EXEMPTION (RAP)	61,540
	R		E	903 FARM BUILDING EXEMPT	16,500
				100% Alberta School Foundation Fund	Exempt Total: 78,040
				Totals:	701,340
8638000	NW-34-21-26-4	157.39 Acres			
				I Individual	
	F	LAND	T	1 FARMLAND	Taxable Total: 41,900
				100% Alberta School Foundation Fund	
8639000	SE-34-21-26-4	160.00 Acres			
				I Individual	
	F	LAND	T	1 FARMLAND	Taxable Total: 43,800
8640000	SW-34-21-26-4	160.00 Acres		100% Alberta School Foundation Fund	
				I Individual	



2019 Assessment Roll (Valuation Date 1-July, 2019) 2020 Taxation Year, Wheatland County

Assessment Year: 2019
Tax Year: 2020

Roll	Legal Address					Total
	F	LAND	T	1	FARMLAND	Taxable Total: 43,400
					100% Alberta School Foundation Fund	
8641000	NE-35-21-26-4	146.98 Acres				Telus Mobility Tower I Individual
	F	LAND & IMPROVEMENTS	T	1	FARMLAND	38,670
	NR		T	105	NON-RESEIDENTIAL LAND & IMPROVEMENTS	67,800
					100% Alberta School Foundation Fund	Taxable Total: 106,470
8642000	NE-35-21-26-4	13.02 Acres				Northeast Corner I Individual
		215072 RGE RD 261				
	F	LAND & IMPROVEMENTS	T	1	FARMLAND	2,220
	R		T	103	RESIDENTIAL LAND & IMPROVEMENTS	416,150
						Taxable Total: 418,370
	R		E	901	RURAL RESIDENCE EXEMPTION (RAP)	23,040
	R		E	903	FARM BUILDING EXEMPT	226,800
					100% The Golden Hills Reg. Div. 15	Exempt Total: 249,840
						Totals: 668,210
8643000	NW-35-21-26-4	160.00 Acres				I Individual
		261069 TWP RD 220				
	F	LAND & IMPROVEMENTS	T	1	FARMLAND	43,330
	R		T	103	RESIDENTIAL LAND & IMPROVEMENTS	385,860
						Taxable Total: 429,190
	R		E	901	RURAL RESIDENCE EXEMPTION (RAP)	61,540
	R		E	903	FARM BUILDING EXEMPT	31,990
					100% Alberta School Foundation Fund	Exempt Total: 93,530
						Totals: 522,720
8644000	SE-35-21-26-4	160.00 Acres				I Individual
	F	LAND	T	1	FARMLAND	Taxable Total: 41,960
					100% Alberta School Foundation Fund	
8645000	SW-35-21-26-4	160.00 Acres				I Individual
	F	LAND	T	1	FARMLAND	Taxable Total: 42,990
					100% Alberta School Foundation Fund	
8646000	NE-36-21-26-4	160.00 Acres				I Individual
	F	LAND	T	1	FARMLAND	Taxable Total: 37,120
					100% Alberta School Foundation Fund	



2019 Assessment Roll (Valuation Date 1-July, 2019) 2020 Taxation Year, Wheatland County

Assessment Year: 2019
Tax Year: 2020

Roll	Legal Address	Total
8647000	NW-36-21-26-4 160.00 Acres	
	I Individual	
	F LAND T 1 FARMLAND Taxable Total: 36,880	
	100% Alberta School Foundation Fund	
8648000	SE-36-21-26-4 150.00 Acres	
	I Individual	
	F LAND T 1 FARMLAND Taxable Total: 22,070	
	100% Alberta School Foundation Fund	
8648010	9611963 1 SE-36-21-26-4 10.00 Acres	
	215040 RGE RD 260 Northeast Corner Bow Bench Retreat	
	I Individual	
	R LAND & IMPROVEMENTS T 103 RESIDENTIAL LAND & IMPROVEMENTS 703,050	
	NR T 105 NON-RESEIDENTIAL LAND & IMPROVEMENTS 101,000	
	R E 901 RURAL RESIDENCE EXEMPTION (RAP) Taxable Total: 804,050	
	100% Alberta School Foundation Fund 21,850	
	Totals: 825,900	
8649000	SW-36-21-26-4 160.00 Acres	
	I Individual	
	F LAND T 1 FARMLAND Taxable Total: 41,510	
	100% Alberta School Foundation Fund	
8650000	1212053 1 1 NE-1-22-26-4 161.60 Acres	
	NE 1;22;26 & NW of NW 6;22;25	
	C Corporation	
	F LAND T 1 FARMLAND Taxable Total: 38,600	
	100% Alberta School Foundation Fund	
8651000	NW-1-22-26-4 150.98 Acres	
	I Individual	
	F LAND T 1 FARMLAND Taxable Total: 33,190	
	100% Alberta School Foundation Fund	
8652000	SE-1-22-26-4 160.00 Acres	
	I Individual	
	F LAND T 1 FARMLAND Taxable Total: 37,950	
	100% Alberta School Foundation Fund	
8653000	SW-1-22-26-4 160.00 Acres	
	260042 TWP RD 220 I Individual	
	F LAND T 1 FARMLAND Taxable Total: 32,660	
	100% Alberta School Foundation Fund	



2019 Assessment Roll (Valuation Date 1-July, 2019) 2020 Taxation Year, Wheatland County

Assessment Year: 2019
Tax Year: 2020

Roll	Legal Address	Total
8654000	NE-2-22-26-4 149.97 Acres	
	C Corporation	
	F LAND T 1 FARMLAND 100% Alberta School Foundation Fund	Taxable Total: 38,010
8655000	NW-2-22-26-4 150.92 Acres	
	C Corporation	
	F LAND T 1 FARMLAND 100% Alberta School Foundation Fund	Taxable Total: 37,320
8656000	SE-2-22-26-4 159.01 Acres	
	C Corporation	
	F LAND T 1 FARMLAND 100% Alberta School Foundation Fund	Taxable Total: 43,660
8657000	SW-2-22-26-4 160.00 Acres	
	C Corporation	
	F LAND T 1 FARMLAND 100% Alberta School Foundation Fund	Taxable Total: 43,000
8658000	NE-3-22-26-4 150.93 Acres	
	I Individual	
	F LAND T 1 FARMLAND 100% The Golden Hills Reg. Div. 15	Taxable Total: 37,480
8659000	NW-3-22-26-4 150.93 Acres	
	I Individual	
	F LAND T 1 FARMLAND 100% Alberta School Foundation Fund	Taxable Total: 37,910
8660000	SE-3-22-26-4 160.00 Acres	
	I Individual	
	F LAND T 1 FARMLAND 100% Alberta School Foundation Fund	Taxable Total: 42,770
8661000	SW-3-22-26-4 160.00 Acres	
	I Individual	
	F LAND T 1 FARMLAND 100% Alberta School Foundation Fund	Taxable Total: 43,850
8662000	NE-4-22-26-4 78.73 Acres	
	LSD 9 & 10 I Individual	
	F LAND T 1 FARMLAND	Taxable Total: 17,750



2019 Assessment Roll (Valuation Date 1-July, 2019) 2020 Taxation Year, Wheatland County

Assessment Year: 2019
Tax Year: 2020

Roll	Legal Address					Total
	100% Alberta School Foundation Fund					
8663000	NE-4-22-26-4	72.59 Acres			LSD 15 & 16 I Individual	
	F	LAND	T	1	FARMLAND	Taxable Total: 16,960
	100% Alberta School Foundation Fund					
8664000	NW-4-22-26-4	158.32 Acres			I Individual	
	F	LAND	T	1	FARMLAND	Taxable Total: 32,820
	100% Christ The Redeemer Reg. 3					
8665000	SE-4-22-26-4	151.89 Acres			I Individual	
	F	LAND	T	1	FARMLAND	Taxable Total: 35,510
	100% Alberta School Foundation Fund					
8665010	9111754 1 SE-4-22-26-4 3.61 Acres 220004 RGE RD 263				Southeast Corner I Individual	
	F	LAND & IMPROVEMENTS	T	1	FARMLAND	120
	R		T	103	RESIDENTIAL LAND & IMPROVEMENTS	438,760
					Taxable Total:	438,880
	R		E	901	RURAL RESIDENCE EXEMPTION (RAP)	61,540
	100% Alberta School Foundation Fund					Totals: 500,420
8666000	SW-4-22-26-4	154.88 Acres			I Individual	
	F	LAND	T	1	FARMLAND	Taxable Total: 37,350
	100% Christ The Redeemer Reg. 3					
8666010	0910504 1 1 SW-4-22-26-4 5.12 Acres 263078 TWP RD 220				SW CORNER C Corporation	
	F	LAND & IMPROVEMENTS	T	1	FARMLAND	1,040
	R		E	903	FARM BUILDING EXEMPT	56,900
	100% Alberta School Foundation Fund					Totals: 57,940
8667000	NE-5-22-26-4	155.06 Acres			I Individual	
	F	LAND	T	1	FARMLAND	Taxable Total: 39,510
	100% Alberta School Foundation Fund					
8668000	SW-5-22-26-4	2.00 Acres			EAST 1/2 RD ALLOW. W OF SW1/4 C Corporation	
	F	LAND	T	1	FARMLAND	Taxable Total: 410



2019 Assessment Roll (Valuation Date 1-July, 2019) 2020 Taxation Year, Wheatland County

Assessment Year: 2019
Tax Year: 2020

Roll	Legal Address					Total
			100% Alberta School Foundation Fund			
8669000	IRR362	W -5-22-26-4	66.52 Acres		Canal Right of Way I Individual	
	NR	LAND		E 167	WESTERN IRRIGATION DIST EXEMPT 100% Alberta School Foundation Fund	Exempt Total: 82,040
8672000	SE-5-22-26-4		80.00 Acres		North Half C Corporation	
	F	LAND		T 1	FARMLAND 100% Alberta School Foundation Fund	Taxable Total: 14,060
8673000	SE-5-22-26-4		80.00 Acres		South Half C Corporation	
	F	LAND		T 1	FARMLAND 100% Alberta School Foundation Fund	Taxable Total: 21,810
8674000	SW-5-22-26-4		124.00 Acres		C Corporation	
	F	LAND		T 1	FARMLAND 100% Alberta School Foundation Fund	Taxable Total: 31,380
8674010	OT-6-22-26-4		3.93 Acres		W1/2 OF RD. ALLOWANCE C Corporation	
	NR	LAND		T 105	NON-RESEIDENTIAL LAND & IMPROVEMENTS 100% Alberta School Foundation Fund	Taxable Total: 54,390
8674020	8210315 1	NW-5-22-26-4	0.35 Acres		NW CORNER C Corporation	
	NR	LAND		T 105	NON-RESEIDENTIAL LAND & IMPROVEMENTS 100% Alberta School Foundation Fund	Taxable Total: 17,470
8675010	8464Q	SW-5-22-26-4	2.00 Acres		Abandoned Rd. Diversion C Corporation	
	NR	LAND		E 167	WESTERN IRRIGATION DIST EXEMPT 100% Alberta School Foundation Fund	Exempt Total: 2,470
8676000	SW-6-22-26-4		160.00 Acres		C Corporation	
	F	LAND		T 1	FARMLAND 100% Alberta School Foundation Fund	Taxable Total: 41,300
8677000	NE-7-22-26-4		108.02 Acres		South of Railway I Individual	



2019 Assessment Roll (Valuation Date 1-July, 2019) 2020 Taxation Year, Wheatland County

Assessment Year: 2019
Tax Year: 2020

Roll	Legal Address				Total
	F LAND	T 1	FARMLAND	Taxable Total:	29,750
		100%	Alberta School Foundation Fund		
8677010	0412931 4 1 NE-7-22-26-4 7.77 Acres 265031 TWP RD 222			NW Corner N of Rwy. S of Rd. Auto Body Shop & Granite Counters C Corporation	
	R LAND & IMPROVEMENTS	T 103	RESIDENTIAL LAND & IMPROVEMENTS		418,600
	NR	T 105	NON-RESEIDENTIAL LAND & IMPROVEMENTS		378,500
				Taxable Total:	797,100
	R	E 903	FARM BUILDING EXEMPT		23,190
		100%	Alberta School Foundation Fund	Totals:	820,290
8678000	NE-7-22-26-4 4.15 Acres			East of Road C Corporation	
	F LAND	T 1	FARMLAND	Taxable Total:	410
		100%	Alberta School Foundation Fund		
8678010	NE-7-22-26-4 1.50 Acres			NE Corner I Individual	
	NR LAND	E 167	WESTERN IRRIGATION DIST EXEMPT	Exempt Total:	131,750
		100%	Alberta School Foundation Fund		
8678020	NE-7-22-26-4 1.53 Acres			WID I Individual	
	NR LAND	E 167	WESTERN IRRIGATION DIST EXEMPT	Exempt Total:	132,520
		100%	Alberta School Foundation Fund		
8678030	NE-7-22-26-4 5.61 Acres			PART SOUTH & ADJACENT TO R/R C Corporation	
	R LAND	T 104	RESIDENTIAL VACANT LAND	Taxable Total:	111,000
		100%	Alberta School Foundation Fund		
8679000	NW-7-22-26-4 53.16 Acres			North Part of Section C Corporation	
	F LAND	T 1	FARMLAND	Taxable Total:	13,460
		100%	The Golden Hills Reg. Div. 15		
8679010	0911739 1 2 NW-7-22-26-4 52.34 Acres			CENTRAL PORTION OF SECTION C Corporation	
	F LAND	T 1	FARMLAND	Taxable Total:	12,610
		100%	Alberta School Foundation Fund		
8679020	0911739 1 1 NW-7-22-26-4 52.34 Acres			SOUTH PORTION OF SECTION I Individual	
	F LAND	T 1	FARMLAND	Taxable Total:	12,950



2019 Assessment Roll (Valuation Date 1-July, 2019) 2020 Taxation Year, Wheatland County

Assessment Year: 2019
Tax Year: 2020

Roll	Legal Address					Total
	100% Alberta School Foundation Fund					
8680000	SE-7-22-26-4	160.00 Acres			C Corporation	
	F	LAND		T 1 FARMLAND	Taxable Total:	38,090
	100% Alberta School Foundation Fund					
8681000	SW-7-22-26-4	158.97 Acres			C Corporation	
	F	LAND		T 1 FARMLAND	Taxable Total:	37,880
	100% Alberta School Foundation Fund					
8682000	0012457 2	NE-8-22-26-4	79.35 Acres		WEST HALF & PART IN NW C Corporation	
	F	LAND		T 1 FARMLAND	Taxable Total:	19,970
	100% The Golden Hills Reg. Div. 15					
8683000	NE-8-22-26-4	8.80 Acres			Southwest of Railway C Corporation	
	F	LAND		T 1 FARMLAND	Taxable Total:	1,950
	100% Alberta School Foundation Fund					
8684000	0412931 4 2	NW-8-22-26-4	102.92 Acres		NW 8 79.35ac NE 7 23.57ac C Corporation	
	F	LAND		T 1 FARMLAND	Taxable Total:	26,170
	100% Alberta School Foundation Fund					
8685000	NW-8-22-26-4	59.55 Acres			Southwest of Railway C Corporation	
	F	LAND		T 1 FARMLAND	Taxable Total:	10,310
	100% Alberta School Foundation Fund					
8685010	IRR376	NW-8-22-26-4	4.86 Acres		Canal R of Way C Corporation	
	NR	LAND		E 167 WESTERN IRRIGATION DIST EXEMPT	Exempt Total:	5,990
	100% Alberta School Foundation Fund					
8686000	NW-8-22-26-4	3.25 Acres			Ptn. Original Rd. Allowance C Corporation	
	F	LAND		T 1 FARMLAND	Taxable Total:	640
	100% Alberta School Foundation Fund					
8688000	SE-8-22-26-4	153.38 Acres			Southwest of Railway C Corporation	



2019 Assessment Roll (Valuation Date 1-July, 2019) 2020 Taxation Year, Wheatland County

Assessment Year: 2019
Tax Year: 2020

Roll	Legal Address					Total
	F	LAND	T	1	FARMLAND	Taxable Total: 35,240
8689000	0012457 3	E -8-22-26-4 79.35 Acres		100%	Alberta School Foundation Fund	EAST HALF, APPROX 3AC IN SE C Corporation
	F	LAND	T	1	FARMLAND	Taxable Total: 19,250
8690000	SW-8-22-26-4	160.00 Acres		100%	Alberta School Foundation Fund	Former Parkland Agri Services-Fertilizer C Corporation
	F	LAND & IMPROVEMENTS	T	1	FARMLAND	31,440
	NR		T	105	NON-RESEIDENTIAL LAND & IMPROVEMENTS	559,270
				100%	Alberta School Foundation Fund	Taxable Total: 590,710
8691000	NE-9-22-26-4	157.46 Acres				I Individual
	F	LAND	T	1	FARMLAND	Taxable Total: 34,850
				100%	The Golden Hills Reg. Div. 15	
8692000	NW-9-22-26-4	117.80 Acres				LSD 11, 12 & 13 I Individual
	F	LAND	T	1	FARMLAND	Taxable Total: 30,000
				100%	The Golden Hills Reg. Div. 15	
8693000	NW-9-22-26-4	38.30 Acres				LSD 14 I Individual
	F	LAND	T	1	FARMLAND	Taxable Total: 7,820
				100%	The Golden Hills Reg. Div. 15	
8694000	SE-9-22-26-4	41.94 Acres				South of Railway LSD 1 I Individual
	F	LAND	T	1	FARMLAND	Taxable Total: 9,680
				100%	Alberta School Foundation Fund	
8694010	SE-9-22-26-4	54.18 Acres				North of Railway I Individual
	F	LAND & IMPROVEMENTS	T	1	FARMLAND	12,850
	R		T	103	RESIDENTIAL LAND & IMPROVEMENTS	288,540
						Taxable Total: 301,390
	R		E	901	RURAL RESIDENCE EXEMPTION (RAP)	61,540
	R		E	903	FARM BUILDING EXEMPT	14,680
						Exempt Total: 76,220
						Totals: 377,610



2019 Assessment Roll (Valuation Date 1-July, 2019) 2020 Taxation Year, Wheatland County

Assessment Year: 2019
Tax Year: 2020

Roll	Legal Address	100% Alberta School Foundation Fund			Total
8694020	9810380 3 S -9-22-26-4 84.81 Acres 263026 TWP RD 221	CONCRETE ELEVATOR (S of R/R) Cargill Concrete Elevator C Corporation			
	F LAND & IMPROVEMENTS	T 1	FARMLAND		8,630
	ME	T 7	MACHINERY & EQUIPMENT		973,510
	NR	T 105	NON-RESEIDENTIAL LAND & IMPROVEMENTS		13,794,030
		100% Alberta School Foundation Fund			
		Taxable Total:			14,776,170
8695000	1012248 2 1 SW-9-22-26-4 59.87 Acres 263078 TWP RD 221	S PART W OF CANAL Federated Co-op Bulk Fuel Terminal C Corporation			
	ME LAND & IMPROVEMENTS	T 7	MACHINERY & EQUIPMENT		9,897,510
	NR	T 105	NON-RESEIDENTIAL LAND & IMPROVEMENTS		132,566,300
		100% Alberta School Foundation Fund			
		Taxable Total:			142,463,810
8695005	SW-9-22-26-4 41.66 Acres	North of Railway plan RW 30 I Individual			
	F LAND	T 1	FARMLAND		7,230
		100% The Golden Hills Reg. Div. 15			
8695010	9810380 4 SW-9-22-26-4 0.53 Acres	Portion of Irrigation Canal I Individual			
	NR LAND	E 167	WESTERN IRRIGATION DIST EXEMPT		75,060
		100% Alberta School Foundation Fund			
8695050	IRR234 W -9-22-26-4 6.67 Acres	NW 3.9AC, SW 2.77AC I Individual			
	NR LAND	E 167	WESTERN IRRIGATION DIST EXEMPT		53,640
		100% Alberta School Foundation Fund			
8696000	NE-10-22-26-4 154.18 Acres	I Individual			
	F LAND	T 1	FARMLAND		38,480
		100% The Golden Hills Reg. Div. 15			
8697000	NE-10-22-26-4 4.82 Acres 261083 TWP RD 222	Northeast Corner I Individual			
	R LAND & IMPROVEMENTS	T 103	RESIDENTIAL LAND & IMPROVEMENTS		604,700
		100% Alberta School Foundation Fund			
8698000	NW-10-22-26-4 141.68 Acres	I Individual			
	F LAND	T 1	FARMLAND		35,960
		100% The Golden Hills Reg. Div. 15			



2019 Assessment Roll (Valuation Date 1-July, 2019) 2020 Taxation Year, Wheatland County

Assessment Year: 2019
Tax Year: 2020

Roll	Legal Address	Total
8699000	8911786 1 NW-10-22-26-4 14.75 Acres 221043 HWY 24	Southwest Corner I Individual
	F LAND & IMPROVEMENTS T 1 FARMLAND	2,750
	R T 103 RESIDENTIAL LAND & IMPROVEMENTS	314,750
		Taxable Total: 317,500
	R E 901 RURAL RESIDENCE EXEMPTION (RAP)	2,750
	R E 903 FARM BUILDING EXEMPT	12,800
	100% Alberta School Foundation Fund	Exempt Total: 15,550
		Totals: 333,050
8700000	SE-10-22-26-4 60.15 Acres	North of Railway I Individual
	F LAND T 1 FARMLAND	Taxable Total: 16,430
	100% The Golden Hills Reg. Div. 15	
8701000	SE-10-22-26-4 86.83 Acres	South of Railway Future Storage Yard C Corporation
	F LAND T 1 FARMLAND	Taxable Total: 20,910
	100% Alberta School Foundation Fund	
8702000	SW-10-22-26-4 56.37 Acres 221041 HWY 24	North of Railway I Individual
	F LAND & IMPROVEMENTS T 1 FARMLAND	13,030
	R T 101 RESIDENTIAL IMPROVEMENT NIL RAP ALLOW	68,100
	R T 103 RESIDENTIAL LAND & IMPROVEMENTS	247,300
	100% The Golden Hills Reg. Div. 15	Taxable Total: 328,430
8702010	SW-10-22-26-4 85.32 Acres 262060 HWY 24	South of R/R Stella-Jones Wood Treating C Corporation
	ME LAND & IMPROVEMENTS T 7 MACHINERY & EQUIPMENT	4,665,370
	NR T 105 NON-RESEIDENTIAL LAND & IMPROVEMENTS	8,459,390
	100% Alberta School Foundation Fund	Taxable Total: 13,124,760
8703000	NE-11-22-26-4 160.00 Acres	I Individual
	F LAND T 1 FARMLAND	Taxable Total: 42,010
	100% Alberta School Foundation Fund	
8704000	NW-11-22-26-4 157.01 Acres	C Corporation
	F LAND T 1 FARMLAND	Taxable Total: 41,930
	100% The Golden Hills Reg. Div. 15	



2019 Assessment Roll (Valuation Date 1-July, 2019) 2020 Taxation Year, Wheatland County

Assessment Year: 2019
Tax Year: 2020

Roll	Legal Address	Total
8704010	9112325 1 NW-11-22-26-4 2.99 Acres 261077 TWP RD 222	Northwest Corner I Individual
	R LAND & IMPROVEMENTS T 103 RESIDENTIAL LAND & IMPROVEMENTS 100% Alberta School Foundation Fund	Taxable Total: 565,500
8705000	SE-11-22-26-4 74.41 Acres	South of Railway I Individual
	F LAND T 1 FARMLAND 100% Alberta School Foundation Fund	Taxable Total: 17,770
8705010	9312364 1 SE-11-22-26-4 2.87 Acres	Northeast Corner I Individual
	F LAND T 1 FARMLAND 100% The Golden Hills Reg. Div. 15	Taxable Total: 610
8705020	9312364 2 SE-11-22-26-4 68.70 Acres	North of Railway I Individual
	F LAND T 1 FARMLAND 100% The Golden Hills Reg. Div. 15	Taxable Total: 17,900
8705030	9610170 3 SE-11-22-26-4 3.82 Acres	Southeast Corner I Individual
	F LAND T 1 FARMLAND 100% Alberta School Foundation Fund	Taxable Total: 810
8706000	SW-11-22-26-4 88.00 Acres 221007 RGE RD 262	Pioneer Elevator / South of RR Pioneer Elevator & Bulk Fertilizer C Corporation
	F LAND & IMPROVEMENTS T 1 FARMLAND ME T 7 MACHINERY & EQUIPMENT NR T 105 NON-RESEIDENTIAL LAND & IMPROVEMENTS	14,580 2,342,490 28,939,170
	100% Alberta School Foundation Fund	Taxable Total: 31,296,240
8707000	SW-11-22-26-4 65.93 Acres	North of Railway C Corporation
	F LAND T 1 FARMLAND 100% The Golden Hills Reg. Div. 15	Taxable Total: 17,530
8708000	NE-12-22-26-4 79.00 Acres	North Half I Individual
	F LAND T 1 FARMLAND 100% Alberta School Foundation Fund	Taxable Total: 19,940



2019 Assessment Roll (Valuation Date 1-July, 2019) 2020 Taxation Year, Wheatland County

Assessment Year: 2019
Tax Year: 2020

Roll	Legal Address				Total
8709000	NE-12-22-26-4	40.00 Acres		LSD 10 I Individual	
	F LAND		T 1 FARMLAND 100% The Golden Hills Reg. Div. 15	Taxable Total:	10,070
8710000	NE-12-22-26-4	35.16 Acres		LSD 9 C Corporation	
	F LAND		T 1 FARMLAND 100% The Golden Hills Reg. Div. 15	Taxable Total:	8,030
8711000	NW-12-22-26-4 260043 TWP RD 222	160.00 Acres		I Individual	
	F LAND & IMPROVEMENTS		T 1 FARMLAND		40,250
	R		T 103 RESIDENTIAL LAND & IMPROVEMENTS		546,760
	R		E 901 RURAL RESIDENCE EXEMPTION (RAP) 100% Alberta School Foundation Fund	Taxable Total:	587,010
				Totals:	61,540
					648,550
8712010	0011366 13 18 SE-12-22-26-4	19.76 Acres		NORHTWEST CORNER, W Carseland I Individual	
	F LAND & IMPROVEMENTS		T 1 FARMLAND		3,390
	R		T 103 RESIDENTIAL LAND & IMPROVEMENTS		458,710
	R		E 901 RURAL RESIDENCE EXEMPTION (RAP) 100% Alberta School Foundation Fund	Taxable Total:	462,100
				Totals:	3,390
					465,490
8713000	SE-12-22-26-4	23.51 Acres		S of Road & W of Carseland I Individual	
	F LAND		T 1 FARMLAND 100% Alberta School Foundation Fund	Taxable Total:	5,620
8714000	SW-12-22-26-4	93.07 Acres		NORTH OF RAILWAY I Individual	
	F LAND		T 1 FARMLAND 100% The Golden Hills Reg. Div. 15	Taxable Total:	22,890
8714010	0113547 1 1 SW-12-22-26-4	52.84 Acres		SOUTH OF RAILWAY I Individual	
	F LAND		T 1 FARMLAND 100% Alberta School Foundation Fund	Taxable Total:	12,660
8715000	NE-13-22-26-4	153.99 Acres		I Individual	



2019 Assessment Roll (Valuation Date 1-July, 2019) 2020 Taxation Year, Wheatland County

Assessment Year: 2019
Tax Year: 2020

Roll	Legal Address					Total
	F	LAND	T	1	FARMLAND	Taxable Total: 41,590
8716000	NW-13-22-26-4	157.00 Acres			100% Alberta School Foundation Fund	
					I Individual	
	F	LAND	T	1	FARMLAND	Taxable Total: 43,420
8717000	9911203 1 NW-13-22-26-4 3.00 Acres				100% Alberta School Foundation Fund	
	222053 RGE RD 261				NORTH OF SOUTHWEST CORNER	
					I Individual	
	R	LAND & IMPROVEMENTS	T	103	RESIDENTIAL LAND & IMPROVEMENTS	Taxable Total: 577,000
8719000	SE-13-22-26-4	151.00 Acres			100% Alberta School Foundation Fund	
					I Individual	
	F	LAND	T	1	FARMLAND	Taxable Total: 39,440
8719010	0010772 2 SE-13-22-26-4 3.00 Acres				100% Alberta School Foundation Fund	
					I Individual	
	F	LAND	T	1	FARMLAND	Taxable Total: 650
8719020	0010773 3 E -13-22-26-4 10.28 Acres				100% Alberta School Foundation Fund	
	222044 RGE RD 260				NE CORNER LSD 8 & SE C'NER LS9	
					I Individual	
	F	LAND & IMPROVEMENTS	T	1	FARMLAND	1,660
	R		T	103	RESIDENTIAL LAND & IMPROVEMENTS	361,860
					Taxable Total:	363,520
	R		E	901	RURAL RESIDENCE EXEMPTION (RAP)	61,540
	R		E	903	FARM BUILDING EXEMPT	72,610
					100% Alberta School Foundation Fund	Exempt Total: 134,150
					Totals:	497,670
8720000	SW-13-22-26-4	157.00 Acres			I Individual	
	F	LAND	T	1	FARMLAND	Taxable Total: 40,830
8720010	9911759 1 SW-13-22-26-4 3.00 Acres				100% Alberta School Foundation Fund	
					SOUTHEAST CORNER	
					I Individual	
	F	LAND	T	1	FARMLAND	Taxable Total: 640
					100% Alberta School Foundation Fund	



2019 Assessment Roll (Valuation Date 1-July, 2019) 2020 Taxation Year, Wheatland County

Assessment Year: 2019
Tax Year: 2020

Roll	Legal Address	Total
8721000	NE-14-22-26-4 160.00 Acres 222064A RGE RD 261	I Individual
	F LAND & IMPROVEMENTS T 1 FARMLAND	41,610
	R T 103 RESIDENTIAL LAND & IMPROVEMENTS	523,480
		Taxable Total: 565,090
	R E 901 RURAL RESIDENCE EXEMPTION (RAP)	92,310
	R E 903 FARM BUILDING EXEMPT	11,490
	100% Alberta School Foundation Fund	Exempt Total: 103,800
		Totals: 668,890
8722000	NW-14-22-26-4 160.00 Acres	I Individual
	F LAND T 1 FARMLAND	Taxable Total: 40,500
	100% Alberta School Foundation Fund	
8723000	SE-14-22-26-4 160.00 Acres	Rogers Tower I Individual
	F LAND & IMPROVEMENTS T 1 FARMLAND	42,280
	NR T 105 NON-RESEIDENTIAL LAND & IMPROVEMENTS	79,120
	100% The Golden Hills Reg. Div. 15	Taxable Total: 121,400
8724000	SW-14-22-26-4 157.01 Acres	I Individual
	F LAND T 1 FARMLAND	Taxable Total: 39,070
	100% Alberta School Foundation Fund	
8724010	9711562 1 SW-14-22-26-4 2.99 Acres 261078 TWP RD 222	Southwest Corner I Individual
	R LAND & IMPROVEMENTS T 103 RESIDENTIAL LAND & IMPROVEMENTS	325,800
	R E 903 FARM BUILDING EXEMPT	2,370
	100% Alberta School Foundation Fund	Totals: 328,170
8725000	NE-15-22-26-4 160.00 Acres	C Corporation
	F LAND T 1 FARMLAND	Taxable Total: 40,140
	100% The Golden Hills Reg. Div. 15	
8726000	NW-15-22-26-4 123.98 Acres	C Corporation
	F LAND T 1 FARMLAND	Taxable Total: 32,570
	100% Alberta School Foundation Fund	



2019 Assessment Roll (Valuation Date 1-July, 2019) 2020 Taxation Year, Wheatland County

Assessment Year: 2019
Tax Year: 2020

Roll	Legal Address	Total
8726010	0410484 1 1 NW-15-22-26-4 13.06 Acres 222055 HWY 24	WESTERLY PART LSD 12 &SW PT 13 I Individual
	F LAND & IMPROVEMENTS	T 1 FARMLAND 2,280
	R	T 103 RESIDENTIAL LAND & IMPROVEMENTS 668,620
		Taxable Total: 670,900
	R	E 901 RURAL RESIDENCE EXEMPTION (RAP) 2,280
	R	E 903 FARM BUILDING EXEMPT 58,960
		100% Alberta School Foundation Fund
		Exempt Total: 61,240
		Totals: 732,140
8727000	SE-15-22-26-4 160.00 Acres	C Corporation
	F LAND	T 1 FARMLAND
		100% The Golden Hills Reg. Div. 15
		Taxable Total: 41,030
8728000	SW-15-22-26-4 154.46 Acres	C Corporation
	F LAND	T 1 FARMLAND
		100% Alberta School Foundation Fund
		Taxable Total: 41,080
8728010	9711563 1 SW-15-22-26-4 2.99 Acres 262042 TWP RD 222	Southeast Corner I Individual
	R LAND & IMPROVEMENTS	T 103 RESIDENTIAL LAND & IMPROVEMENTS 604,100
	R	E 903 FARM BUILDING EXEMPT 4,470
		100% Alberta School Foundation Fund
		Totals: 608,570
8729000	NE-16-22-26-4 119.63 Acres 222082 HWY 24	Southeast of Canal I Individual
	F LAND & IMPROVEMENTS	T 1 FARMLAND 29,530
	R	T 103 RESIDENTIAL LAND & IMPROVEMENTS 418,870
		Taxable Total: 448,400
	R	E 901 RURAL RESIDENCE EXEMPTION (RAP) 29,530
	R	E 903 FARM BUILDING EXEMPT 11,640
		100% Alberta School Foundation Fund
		Exempt Total: 41,170
		Totals: 489,570
8729010	0915379 1 1 NE-16-22-26-4 17.53 Acres	EAST SIDE I Individual
	F LAND & IMPROVEMENTS	T 1 FARMLAND 2,170
	R	T 103 RESIDENTIAL LAND & IMPROVEMENTS 188,300
		Taxable Total: 190,470
	R	E 903 FARM BUILDING EXEMPT 9,300



2019 Assessment Roll (Valuation Date 1-July, 2019) 2020 Taxation Year, Wheatland County

Assessment Year: 2019
Tax Year: 2020

Roll	Legal Address					Total
			100% Alberta School Foundation Fund	Totals:		199,770
8730000	NE-16-22-26-4 223042 HWY 24	12.99 Acres		NW Corner North of Canal Bed and Biscuit I Individual		
	R LAND & IMPROVEMENTS		T 103 RESIDENTIAL LAND & IMPROVEMENTS			470,340
	NR		T 105 NON-RESEIDENTIAL LAND & IMPROVEMENTS			71,930
				Taxable Total:		542,270
	R		E 901 RURAL RESIDENCE EXEMPTION (RAP)			7,140
			100% Alberta School Foundation Fund	Totals:		549,410
8731000	NW-16-22-26-4	100.53 Acres		South of Canal C Corporation		
	F LAND		T 1 FARMLAND	Taxable Total:		25,380
			100% Alberta School Foundation Fund			
8731010	9311875 2 NW-16-22-26-4 222075 RGE RD 264	10.00 Acres		South of Canal, NW Corner I Individual		
	F LAND & IMPROVEMENTS		T 1 FARMLAND			1,470
	R		T 103 RESIDENTIAL LAND & IMPROVEMENTS			533,430
				Taxable Total:		534,900
	R		E 901 RURAL RESIDENCE EXEMPTION (RAP)			1,470
			100% Alberta School Foundation Fund	Totals:		536,370
8732000	1412239 3 1 NW-16-22-26-4	33.14 Acres		North of Canal I Individual		
	F LAND		T 1 FARMLAND	Taxable Total:		7,140
			100% Alberta School Foundation Fund			
8733000	IRR64 RW 22 N -16-22-26-4	19.98 Acres		CANAL R OF WAY NE 7.3AC, NW 15A C Corporation		
	NR LAND		E 167 WESTERN IRRIGATION DIST EXEMPT	Exempt Total:		24,640
			100% Alberta School Foundation Fund			
8736000	SE-16-22-26-4 222030 HWY 24	147.55 Acres		I Individual		
	F LAND & IMPROVEMENTS		T 1 FARMLAND			37,030
	R		T 101 RESIDENTIAL IMPROVEMENT NIL RAP ALLOW			91,600
	R		T 103 RESIDENTIAL LAND & IMPROVEMENTS			336,430
				Taxable Total:		465,060
	R		E 901 RURAL RESIDENCE EXEMPTION (RAP)			40,970
			100% Alberta School Foundation Fund	Totals:		506,030



2019 Assessment Roll (Valuation Date 1-July, 2019) 2020 Taxation Year, Wheatland County

Assessment Year: 2019
Tax Year: 2020

Roll	Legal Address				Total
8736010	SE-16-22-26-4 263006 TWP RD 222	9.90 Acres		SE Corner FERTILIZER FACILITY Former CHS Fertilizer Facility C Corporation	
	ME LAND & IMPROVEMENTS		T 7 MACHINERY & EQUIPMENT		423,260
	NR		T 105 NON-RESEIDENTIAL LAND & IMPROVEMENTS		1,242,300
			100% Alberta School Foundation Fund	Taxable Total:	1,665,560
8737000	SW-16-22-26-4	115.25 Acres		I Individual	
	F LAND		T 1 FARMLAND	Taxable Total:	31,350
			100% Alberta School Foundation Fund		
8737010	9711564 1 SW-16-22-26-4 263068 TWP RD 222	2.99 Acres		Southeast of Canal I Individual	
	R LAND & IMPROVEMENTS		T 103 RESIDENTIAL LAND & IMPROVEMENTS	Taxable Total:	516,200
			100% Christ The Redeemer Reg. 3		
8737020	0912999 2 1 SW-16-22-26-4	10.00 Acres		NW CORNER I Individual	
	F LAND		T 1 FARMLAND	Taxable Total:	2,150
			100% Alberta School Foundation Fund		
8737030	0912999 2 2 SW-16-22-26-4 222025 RGE RD 264	10.00 Acres		SW PART LSD 5 I Individual	
	F LAND & IMPROVEMENTS		T 1 FARMLAND		1,510
	R		T 103 RESIDENTIAL LAND & IMPROVEMENTS		187,700
			100% Alberta School Foundation Fund	Taxable Total:	189,210
8737040	0912999 2 3 SW-16-22-26-4 222015 RGE RD 264	10.00 Acres		NW PART LSD 4 I Individual	
	F LAND & IMPROVEMENTS		T 1 FARMLAND		1,510
	R		T 103 RESIDENTIAL LAND & IMPROVEMENTS		447,690
				Taxable Total:	449,200
	R		E 901 RURAL RESIDENCE EXEMPTION (RAP)		1,510
	R		E 903 FARM BUILDING EXEMPT		9,140
			100% Alberta School Foundation Fund	Exempt Total:	10,650
				Totals:	459,850
8737050	0912999 2 4 SW-16-22-26-4	8.43 Acres		SW CORNER I Individual	
	F LAND		T 1 FARMLAND	Taxable Total:	1,790
			100% Alberta School Foundation Fund		



2019 Assessment Roll (Valuation Date 1-July, 2019) 2020 Taxation Year, Wheatland County

Assessment Year: 2019
Tax Year: 2020

Roll	Legal Address	Total
8738000	NE-17-22-26-4 157.00 Acres	
	C Corporation	
	F LAND T 1 FARMLAND Taxable Total: 35,860	
	100% Alberta School Foundation Fund	
8738010	9112101 1 NE-17-22-26-4 2.99 Acres Southeast Corner	
	222044 RGE RD 264 I Individual	
	R LAND & IMPROVEMENTS T 103 RESIDENTIAL LAND & IMPROVEMENTS 454,900	
	R E 903 FARM BUILDING EXEMPT 7,590	
	100% Alberta School Foundation Fund Totals: 462,490	
8739000	NW-17-22-26-4 135.90 Acres	
	222041 RGE RD 265 I Individual	
	F LAND & IMPROVEMENTS T 1 FARMLAND 33,390	
	R T 103 RESIDENTIAL LAND & IMPROVEMENTS 592,050	
	Taxable Total: 625,440	
	R E 901 RURAL RESIDENCE EXEMPTION (RAP) 61,540	
	R E 903 FARM BUILDING EXEMPT 16,990	
	100% Alberta School Foundation Fund Exempt Total: 78,530	
	Totals: 703,970	
8740000	SE-17-22-26-4 157.01 Acres	
	I Individual	
	F LAND T 1 FARMLAND Taxable Total: 41,230	
	100% Alberta School Foundation Fund	
8740010	8911947 1 SE-17-22-26-4 2.99 Acres Northeast Corner	
	222038 RGE RD 264 I Individual	
	R LAND & IMPROVEMENTS T 103 RESIDENTIAL LAND & IMPROVEMENTS Taxable Total: 621,700	
	100% The Golden Hills Reg. Div. 15	
8741000	SW-17-22-26-4 124.00 Acres	
	East of Canal C Corporation	
	F LAND T 1 FARMLAND Taxable Total: 33,350	
	100% The Golden Hills Reg. Div. 15	
8741020	0813440 1 1 SW-17-22-26-4 9.55 Acres NW CORNER	
	222027 RGE RD 265 I Individual	
	F LAND & IMPROVEMENTS T 1 FARMLAND 1,530	
	R T 103 RESIDENTIAL LAND & IMPROVEMENTS 318,490	
	Taxable Total: 320,020	
	R E 901 RURAL RESIDENCE EXEMPTION (RAP) 2,710	
	Totals: 322,730	



2019 Assessment Roll (Valuation Date 1-July, 2019) 2020 Taxation Year, Wheatland County

Assessment Year: 2019
Tax Year: 2020

Roll	Legal Address	100% Alberta School Foundation Fund			Total
8741030	0813440 1 2 SW-17-22-26-4 5.68 Acres	NW CORNER LSD 4 I Individual			
	F LAND	T 1 FARMLAND	Taxable Total:		1,180
		100% Alberta School Foundation Fund			
8741040	0813440 1 3 SW-17-22-26-4 6.07 Acres 222013 RGE RD 265	SW CORNER I Individual			
	F LAND & IMPROVEMENTS	T 1 FARMLAND			650
	R	T 103 RESIDENTIAL LAND & IMPROVEMENTS			356,050
			Taxable Total:		356,700
	R	E 901 RURAL RESIDENCE EXEMPTION (RAP)			650
	R	E 903 FARM BUILDING EXEMPT			69,660
		100% Alberta School Foundation Fund			
			Exempt Total:		70,310
			Totals:		427,010
8742000	NE-18-22-26-4 160.00 Acres	I Individual			
	F LAND	T 1 FARMLAND	Taxable Total:		42,550
		100% The Golden Hills Reg. Div. 15			
8743000	NW-18-22-26-4 160.00 Acres	I Individual			
	F LAND	T 1 FARMLAND	Taxable Total:		38,680
		100% The Golden Hills Reg. Div. 15			
8744000	SE-18-22-26-4 80.00 Acres	East Half I Individual			
	F LAND	T 1 FARMLAND	Taxable Total:		21,770
		100% Alberta School Foundation Fund			
8745000	SE-18-22-26-4 80.00 Acres	West Half I Individual			
	F LAND	T 1 FARMLAND	Taxable Total:		22,240
		100% Alberta School Foundation Fund			
8746000	SW-18-22-26-4 131.83 Acres	North of Railway I Individual			
	F LAND	T 1 FARMLAND	Taxable Total:		33,330
		100% The Golden Hills Reg. Div. 15			
8747000	SW-18-22-26-4 12.55 Acres 221083 RGE RD 270	SW Corner, S of Railway Riverside Drilling Company I Individual			
	R LAND & IMPROVEMENTS	T 103 RESIDENTIAL LAND & IMPROVEMENTS			694,000



2019 Assessment Roll (Valuation Date 1-July, 2019) 2020 Taxation Year, Wheatland County

Assessment Year: 2019
Tax Year: 2020

Roll	Legal Address				Total
	NR	T 105	NON-RESEDENTIAL LAND & IMPROVEMENTS		171,140
		100%	Alberta School Foundation Fund	Taxable Total:	865,140
8748010	1111026 1 2 NE-19-22-26-4 2.03 Acres 265007 TWP RD 224			WEST OF ROAD, NE CORNER OF QRT I Individual	
	R LAND & IMPROVEMENTS	T 103	RESIDENTIAL LAND & IMPROVEMENTS	Taxable Total:	267,900
		100%	Alberta School Foundation Fund		
8748020	NE-19-22-26-4 23.68 Acres			E of R-PLAN 0410741 & 0814572 C Corporation	
	NR LAND	E 167	WESTERN IRRIGATION DIST EXEMPT	Exempt Total:	175,950
		100%	Alberta School Foundation Fund		
8748500	8596Q OT E -19-22-26-4 5.08 Acres			West Border of Road Plan M Municipal	
	NR LAND	E 155	WHEATLAND COUNTY EXEMPT	Exempt Total:	6,270
		100%	Alberta School Foundation Fund		
8749000	NW-19-22-26-4 149.87 Acres			I Individual	
	F LAND	T 1	FARMLAND	Taxable Total:	36,760
		100%	The Golden Hills Reg. Div. 15		
8750000	NW-19-22-26-4 10.00 Acres 223041 RGE RD 270			Southwest Corner I Individual	
	F LAND & IMPROVEMENTS	T 1	FARMLAND		1,530
	R	T 103	RESIDENTIAL LAND & IMPROVEMENTS		616,720
				Taxable Total:	618,250
	R	E 901	RURAL RESIDENCE EXEMPTION (RAP)		1,530
	R	E 903	FARM BUILDING EXEMPT		31,350
		100%	Alberta School Foundation Fund	Exempt Total:	32,880
				Totals:	651,130
8751000	E -19-22-26-4 275.77 Acres 223034 RGE RD 265			West of Road I Individual	
	F LAND & IMPROVEMENTS	T 1	FARMLAND		60,210
	R	T 103	RESIDENTIAL LAND & IMPROVEMENTS		317,360
				Taxable Total:	377,570
	R	E 901	RURAL RESIDENCE EXEMPTION (RAP)		61,540
		100%	Alberta School Foundation Fund	Totals:	439,110
8751010	SE-19-22-26-4 6.35 Acres			NE of Rdway 0814572 C Corporation	



2019 Assessment Roll (Valuation Date 1-July, 2019) 2020 Taxation Year, Wheatland County

Assessment Year: 2019
Tax Year: 2020

Roll	Legal Address					Total
	NR	LAND	E 167	WESTERN IRRIGATION DIST EXEMPT	Exempt Total:	105,340
			100%	Alberta School Foundation Fund		
8752000	SW-19-22-26-4	160.00 Acres			I Individual	
	223019A RGE RD 270					
	F	LAND & IMPROVEMENTS	T 1	FARMLAND		40,990
	R		T 103	RESIDENTIAL LAND & IMPROVEMENTS		597,640
					Taxable Total:	638,630
	R		E 901	RURAL RESIDENCE EXEMPTION (RAP)		92,310
	R		E 903	FARM BUILDING EXEMPT		8,250
			100%	The Golden Hills Reg. Div. 15	Exempt Total:	100,560
					Totals:	739,190
8753000	0810016 1 1	NE-20-22-26-4 83.01 Acres			N ptn E of Canal	
	223074 RGE RD 264				I Individual	
	F	LAND & IMPROVEMENTS	T 1	FARMLAND		22,720
	R		T 103	RESIDENTIAL LAND & IMPROVEMENTS		545,780
					Taxable Total:	568,500
	R		E 901	RURAL RESIDENCE EXEMPTION (RAP)		22,720
			100%	Alberta School Foundation Fund	Totals:	591,220
8753010	0815623 1 2	NE-20-22-26-4 16.16 Acres			S.E. Corner	
	223046 RGE RD 264				I Individual	
	F	LAND & IMPROVEMENTS	T 1	FARMLAND		3,060
	R		T 103	RESIDENTIAL LAND & IMPROVEMENTS		660,690
					Taxable Total:	663,750
	R		E 901	RURAL RESIDENCE EXEMPTION (RAP)		3,060
	R		E 903	FARM BUILDING EXEMPT		46,820
			100%	Alberta School Foundation Fund	Exempt Total:	49,880
					Totals:	713,630
8753020	1010624 1 3	NE-20-22-26-4 4.00 Acres			NW CORNER E OF CANAL IN LSD 15	
	264027A TWP RD 224				I Individual	
	R	LAND & IMPROVEMENTS	T 103	RESIDENTIAL LAND & IMPROVEMENTS	Taxable Total:	538,900
			100%	Alberta School Foundation Fund		
8753030	1010624 1 4	NE-20-22-26-4 4.00 Acres			NE CORNER LSD 15	
	264027 TWP RD 224				I Individual	
	R	LAND & IMPROVEMENTS	T 103	RESIDENTIAL LAND & IMPROVEMENTS	Taxable Total:	426,500
			100%	Alberta School Foundation Fund		
8754000	NE-20-22-26-4	39.20 Acres			West of Canal Equine Connection	
	264039A TWP RD 224				I Individual	



2019 Assessment Roll (Valuation Date 1-July, 2019) 2020 Taxation Year, Wheatland County

Assessment Year: 2019
Tax Year: 2020

Roll	Legal Address					Total
	F	LAND & IMPROVEMENTS	T	1	FARMLAND	5,570
	R		T	103	RESIDENTIAL LAND & IMPROVEMENTS	264,570
	NR		T	105	NON-RESEIDENTIAL LAND & IMPROVEMENTS	355,280
					Taxable Total:	625,420
	R		E	901	RURAL RESIDENCE EXEMPTION (RAP)	5,570
	R		E	903	FARM BUILDING EXEMPT	44,850
				100%	Alberta School Foundation Fund	50,420
					Exempt Total:	95,270
					Totals:	675,840
8754010	NE-20-22-26-4	0.30 Acres			NorthWest Corner C Corporation	
	NR	LAND	E	167	WESTERN IRRIGATION DIST EXEMPT	370
				100%	Alberta School Foundation Fund	
8755000	NW-20-22-26-4	131.35 Acres			I Individual	
	264039 TWP RD 224					
	F	LAND & IMPROVEMENTS	T	1	FARMLAND	32,210
	R		T	103	RESIDENTIAL LAND & IMPROVEMENTS	345,290
					Taxable Total:	377,500
	R		E	901	RURAL RESIDENCE EXEMPTION (RAP)	32,210
				100%	Alberta School Foundation Fund	409,710
					Totals:	
8755010	IRR570	W -20-22-26-4 52.80 Acres			CANAL R OF WAY, NW 21.7AC & C Corporation	
	NR	LAND	E	167	WESTERN IRRIGATION DIST EXEMPT	65,120
				100%	Alberta School Foundation Fund	
8755015	NW-20-22-26-4	6.95 Acres			North Narrow Strip along Road C Corporation	
	NR	LAND	E	167	WESTERN IRRIGATION DIST EXEMPT	8,570
				100%	Alberta School Foundation Fund	
8756000	SE-20-22-26-4	133.00 Acres			Southwest of Canal C Corporation	
	F	LAND	T	1	FARMLAND	29,510
				100%	Alberta School Foundation Fund	
8757000	SE-20-22-26-4	10.54 Acres			NE CORNER I Individual	
	223036 RGE RD 264					
	F	LAND & IMPROVEMENTS	T	1	FARMLAND	1,780
	R		T	103	RESIDENTIAL LAND & IMPROVEMENTS	697,220
					Taxable Total:	699,000
	R		E	901	RURAL RESIDENCE EXEMPTION (RAP)	1,780



2019 Assessment Roll (Valuation Date 1-July, 2019) 2020 Taxation Year, Wheatland County

Assessment Year: 2019
Tax Year: 2020

Roll	Legal Address				Total
		100% Alberta School Foundation Fund			Totals: 700,780
8757010	0913137 1 1 SE-20-22-26-4 4.09 Acres				E CENTRAL PART LSD 8 I Individual
	F LAND	T 1	FARMLAND	Taxable Total:	880
		100% Alberta School Foundation Fund			
8757020	0913137 1 2 SE-20-22-26-4 3.37 Acres 223026 RGE RD 264				SE PORTION LSD 8 I Individual
	R LAND & IMPROVEMENTS	T 103	RESIDENTIAL LAND & IMPROVEMENTS	Taxable Total:	672,400
		100% Alberta School Foundation Fund			
8758000	SW-20-22-26-4 128.90 Acres				I Individual
	F LAND	T 1	FARMLAND	Taxable Total:	29,470
		100% Alberta School Foundation Fund			
8759000	NE-21-22-26-4 154.45 Acres				C Corporation
	F LAND	T 1	FARMLAND	Taxable Total:	39,360
		100% The Golden Hills Reg. Div. 15			
8759010	9311103 1 NE-21-22-26-4 3.00 Acres 263039 TWP RD 224				Northwest Corner I Individual
	R LAND & IMPROVEMENTS	T 103	RESIDENTIAL LAND & IMPROVEMENTS	Taxable Total:	335,800
		100% Alberta School Foundation Fund			
8760000	0910128 1 1 NW-21-22-26-4 25.95 Acres 223077 RGE RD 264				NW PART LSD 13 I Individual
	F LAND & IMPROVEMENTS	T 1	FARMLAND		5,300
	R	T 103	RESIDENTIAL LAND & IMPROVEMENTS		709,300
				Taxable Total:	714,600
	R	E 901	RURAL RESIDENCE EXEMPTION (RAP)		5,300
	R	E 903	FARM BUILDING EXEMPT		246,710
		100% Alberta School Foundation Fund		Exempt Total:	252,010
					Totals: 966,610
8760010	NW-21-22-26-4 80.00 Acres				South Half I Individual
	F LAND	T 1	FARMLAND	Taxable Total:	21,370
		100% Alberta School Foundation Fund			
8760020	0910128 1 2 NW-21-22-26-4 24.38 Acres 263057 TWP RD 224				CENTRAL PART OF N1/2 I Individual



2019 Assessment Roll (Valuation Date 1-July, 2019) 2020 Taxation Year, Wheatland County

Assessment Year: 2019
Tax Year: 2020

Roll	Legal Address				Total
	F LAND & IMPROVEMENTS	T 1	FARMLAND		5,040
	R	T 103	RESIDENTIAL LAND & IMPROVEMENTS		461,960
				Taxable Total:	467,000
	R	E 901	RURAL RESIDENCE EXEMPTION (RAP)		5,040
		100%	Alberta School Foundation Fund	Totals:	472,040
8760030	0910128 1 3 NW-21-22-26-4 24.39 Acres 263045 TWP RD 224			EAST PART LSD 14 Candy Time I Individual	
	F LAND & IMPROVEMENTS	T 1	FARMLAND		4,980
	R	T 103	RESIDENTIAL LAND & IMPROVEMENTS		737,640
	NR	T 105	NON-RESEIDENTIAL LAND & IMPROVEMENTS		228,070
				Taxable Total:	970,690
	R	E 901	RURAL RESIDENCE EXEMPTION (RAP)		4,980
		100%	Alberta School Foundation Fund	Totals:	975,670
8760040	0910697 1 4 NW-21-22-26-4 5.00 Acres			SW CORNER LSD 13 I Individual	
	F LAND	T 1	FARMLAND		1,060
		100%	Alberta School Foundation Fund	Taxable Total:	
8761000	SE-21-22-26-4 87.15 Acres			West of Canal C Corporation	
	F LAND	T 1	FARMLAND		22,960
		100%	The Golden Hills Reg. Div. 15	Taxable Total:	
8762000	SE-21-22-26-4 55.00 Acres			East of Canal I Individual	
	F LAND	T 1	FARMLAND		12,970
		100%	Alberta School Foundation Fund	Taxable Total:	
8763000	SW-21-22-26-4 80.00 Acres 223031 RGE RD 264			LSD 5,6 I Individual	
	F LAND & IMPROVEMENTS	T 1	FARMLAND		21,140
	R	T 103	RESIDENTIAL LAND & IMPROVEMENTS		320,360
				Taxable Total:	341,500
	R	E 903	FARM BUILDING EXEMPT		60,240
		100%	Alberta School Foundation Fund	Totals:	401,740
8764000	SW-21-22-26-4 71.42 Acres			South Half I Individual	
	F LAND	T 1	FARMLAND		19,050
		100%	Alberta School Foundation Fund	Taxable Total:	



2019 Assessment Roll (Valuation Date 1-July, 2019) 2020 Taxation Year, Wheatland County

Assessment Year: 2019
Tax Year: 2020

Roll	Legal Address				Total
8765000	9310218 1 SW-21-22-26-4 3.88 Acres 223001 RGE RD 264			SW Crn S of Cnl/NW Crn of NW Q I Individual	
	R LAND & IMPROVEMENTS	T 103	RESIDENTIAL LAND & IMPROVEMENTS	Taxable Total:	453,600
			100% Alberta School Foundation Fund		
8765010	0714799 RW 22 S -21-22-26-4 43.76 Acres			SE20 9.16ac, NE20 14.065ac C Corporation	
	NR LAND	E 167	WESTERN IRRIGATION DIST EXEMPT	Exempt Total:	53,970
			100% Alberta School Foundation Fund		
8766000	NE-22-22-26-4 154.18 Acres			C Corporation	
	F LAND	T 1	FARMLAND	Taxable Total:	36,440
			100% Alberta School Foundation Fund		
8766010	IRR64 OT NE-22-22-26-4 0.30 Acres			ROW ACROSS CANAL C Corporation	
	NR LAND	E 167	WESTERN IRRIGATION DIST EXEMPT	Exempt Total:	8,420
			100% Alberta School Foundation Fund		
8767000	NE-22-22-26-4 1.13 Acres 262039 TWP RD 224			Northwest Corner I Individual	
	R LAND & IMPROVEMENTS	T 103	RESIDENTIAL LAND & IMPROVEMENTS	Taxable Total:	708,300
			100% Alberta School Foundation Fund		
8768000	1010524 6 2 NW-22-22-26-4 64.66 Acres 262067 TWP RD 224			NW OF CANAL I Individual	
	F LAND & IMPROVEMENTS	T 1	FARMLAND		15,380
	R	T 103	RESIDENTIAL LAND & IMPROVEMENTS		541,580
				Taxable Total:	556,960
	R	E 901	RURAL RESIDENCE EXEMPTION (RAP)		35,120
	R	E 903	FARM BUILDING EXEMPT		223,530
			100% Alberta School Foundation Fund	Exempt Total:	258,650
				Totals:	815,610
8768010	1011258 5 1 NW-22-22-26-4 13.32 Acres 262045 TWP RD 224			Northeast Corner N of Canal I Individual	
	F LAND & IMPROVEMENTS	T 1	FARMLAND		2,300
	R	T 103	RESIDENTIAL LAND & IMPROVEMENTS		582,800
				Taxable Total:	585,100
	R	E 901	RURAL RESIDENCE EXEMPTION (RAP)		2,300
				Totals:	587,400



2019 Assessment Roll (Valuation Date 1-July, 2019) 2020 Taxation Year, Wheatland County

Assessment Year: 2019
Tax Year: 2020

Roll	Legal Address	100% Alberta School Foundation Fund			Total
8768020	0914725 3 2 NW-22-22-26-4 3.48 Acres	NW CORNER LSD 14 I Individual			
	F LAND	T 1 FARMLAND	Taxable Total:		690
		100% Alberta School Foundation Fund			
8768030	1511528 6 3 NW-22-22-26-4 5.69 Acres 223041 HWY 24	SW CORNER LSD 12 I Individual			
	R LAND & IMPROVEMENTS	T 103 RESIDENTIAL LAND & IMPROVEMENTS	Taxable Total:		370,400
		100% Alberta School Foundation Fund			
8769015	IRR64 RW 22 NW-22-22-26-4 19.67 Acres	CANAL ROW C Corporation			
	NR LAND	E 167 WESTERN IRRIGATION DIST EXEMPT	Exempt Total:		161,750
		100% Alberta School Foundation Fund			
8770000	SE-22-22-26-4 120.00 Acres	LSD 1, 1 & 7 C Corporation			
	F LAND	T 1 FARMLAND	Taxable Total:		28,590
		100% Alberta School Foundation Fund			
8771000	SE-22-22-26-4 40.00 Acres 223036 RGE RD 262	LSD 8 I Individual			
	F LAND & IMPROVEMENTS	T 1 FARMLAND			8,960
	R	T 103 RESIDENTIAL LAND & IMPROVEMENTS			340,040
			Taxable Total:		349,000
	R	E 901 RURAL RESIDENCE EXEMPTION (RAP)			8,960
	R	E 903 FARM BUILDING EXEMPT			15,570
		100% Alberta School Foundation Fund			
			Exempt Total:		24,530
			Totals:		373,530
8772000	0710414 4 1 W -22-22-26-4 220.54 Acres	SE OF CANAL & N 285FT OF NW-15 I Individual			
	F LAND	T 1 FARMLAND	Taxable Total:		55,180
		100% Alberta School Foundation Fund			
8772010	SW-22-22-26-4 0.24 Acres	NW CORNER I Individual			
	R LAND	T 104 RESIDENTIAL VACANT LAND	Taxable Total:		2,400
		100% Alberta School Foundation Fund			
8773000	0512396 1 1 SW-22-22-26-4 3.83 Acres 223037 HWY 24	N.W. Corner South of Canal I Individual			
	R LAND & IMPROVEMENTS	T 103 RESIDENTIAL LAND & IMPROVEMENTS	Taxable Total:		611,400



2019 Assessment Roll (Valuation Date 1-July, 2019) 2020 Taxation Year, Wheatland County

Assessment Year: 2019
Tax Year: 2020

Roll	Legal Address					Total
100% The Golden Hills Reg. Div. 15						
8774000	NE-23-22-26-4	159.00 Acres				
			C Corporation			
	F	LAND	T	1	FARMLAND	Taxable Total: 38,670
100% Alberta School Foundation Fund						
8775000	NW-23-22-26-4	159.00 Acres				
			C Corporation			
	F	LAND	T	1	FARMLAND	Taxable Total: 38,930
100% Alberta School Foundation Fund						
8776000	SE-23-22-26-4	80.00 Acres				
	223002 RGE RD 261		South Half I Individual			
	F	LAND & IMPROVEMENTS	T	1	FARMLAND	19,770
	R		T	103	RESIDENTIAL LAND & IMPROVEMENTS	486,530
			Taxable Total:			506,300
	R		E	901	RURAL RESIDENCE EXEMPTION (RAP)	19,770
			100% Alberta School Foundation Fund			Totals: 526,070
8777000	SE-23-22-26-4	80.00 Acres				
			North Half I Individual			
	F	LAND	T	1	FARMLAND	Taxable Total: 20,070
100% Alberta School Foundation Fund						
8778000	SW-23-22-26-4	160.00 Acres				
			C Corporation			
	F	LAND	T	1	FARMLAND	Taxable Total: 39,720
100% Alberta School Foundation Fund						
8779000	NE-24-22-26-4	79.50 Acres				
			LSD 9 & 10 I Individual			
	F	LAND	T	1	FARMLAND	Taxable Total: 22,970
100% Alberta School Foundation Fund						
8780000	NE-24-22-26-4	59.65 Acres				
			LSD 15 & West part LSD 16 I Individual			
	F	LAND	T	1	FARMLAND	Taxable Total: 15,450
100% Alberta School Foundation Fund						
8780010	9012564 1 NE-24-22-26-4	3.09 Acres				
	223076 RGE RD 260		Northeast Corner Chase Roofing & Contracting C Corporation			
	R	LAND & IMPROVEMENTS	T	103	RESIDENTIAL LAND & IMPROVEMENTS	211,030
	NR		T	105	NON-RESEIDENTIAL LAND & IMPROVEMENTS	26,870



2019 Assessment Roll (Valuation Date 1-July, 2019) 2020 Taxation Year, Wheatland County

Assessment Year: 2019
Tax Year: 2020

Roll	Legal Address				Total
		100% Alberta School Foundation Fund	Taxable Total:	237,900	
8780020	1312179 3 2 NE-24-22-26-4 15.23 Acres 223072 RGE RD 260		SE portion LSD 16 Former Nu-Vision Industries C Corporation		
	R LAND & IMPROVEMENTS	T 103 RESIDENTIAL LAND & IMPROVEMENTS		107,920	
	NR	T 105 NON-RESEIDENTIAL LAND & IMPROVEMENTS		2,237,680	
		100% Alberta School Foundation Fund	Taxable Total:	2,345,600	
8781000	NW-24-22-26-4 159.00 Acres		I Individual		
	F LAND	T 1 FARMLAND	Taxable Total:	39,120	
		100% Alberta School Foundation Fund			
8782000	0811322 1 5 SE-24-22-26-4 79.18 Acres 223028 RGE RD 260		North Half I Individual		
	F LAND & IMPROVEMENTS	T 1 FARMLAND		21,620	
	R	T 103 RESIDENTIAL LAND & IMPROVEMENTS		289,100	
		100% Alberta School Foundation Fund	Taxable Total:	310,720	
8783000	0811322 1 4 SE-24-22-26-4 70.83 Acres		South Part I Individual		
	F LAND	T 1 FARMLAND	Taxable Total:	20,070	
		100% Alberta School Foundation Fund			
8783010	0811322 1 1 SE-24-22-26-4 2.63 Acres 223018 RGE RD 260		N.E. CORNER LSD 8 I Individual		
	R LAND & IMPROVEMENTS	T 103 RESIDENTIAL LAND & IMPROVEMENTS	Taxable Total:	408,600	
		100% Alberta School Foundation Fund			
8783020	0811322 1 2 SE-24-22-26-4 2.70 Acres 223014 RGE RD 260		SE. LSD 8 & NE LSD 1 I Individual		
	R LAND & IMPROVEMENTS	T 103 RESIDENTIAL LAND & IMPROVEMENTS	Taxable Total:	478,400	
		100% Alberta School Foundation Fund			
8783030	0811322 1 3 SE-24-22-26-4 2.77 Acres 223002 RGE RD 260		SE LSD 1 I Individual		
	R LAND & IMPROVEMENTS	T 103 RESIDENTIAL LAND & IMPROVEMENTS	Taxable Total:	695,000	
		100% Alberta School Foundation Fund			
8784000	SW-24-22-26-4 160.00 Acres		I Individual		
	F LAND	T 1 FARMLAND	Taxable Total:	41,570	
		100% Alberta School Foundation Fund			



2019 Assessment Roll (Valuation Date 1-July, 2019) 2020 Taxation Year, Wheatland County

Assessment Year: 2019
Tax Year: 2020

Roll	Legal Address	Total
8785000	NE-25-22-26-4 147.29 Acres	
	I Individual	
	F LAND T 1 FARMLAND Taxable Total: 42,310	
	100% Alberta School Foundation Fund	
8785010	8811700 NE-25-22-26-4 1.49 Acres	
	CANAL RIGHT OF WAY	
	I Individual	
	NR LAND E 167 WESTERN IRRIGATION DIST EXEMPT Exempt Total: 119,890	
	100% Alberta School Foundation Fund	
8786000	NW-25-22-26-4 122.00 Acres	
	I Individual	
	F LAND T 1 FARMLAND Taxable Total: 32,160	
	100% Alberta School Foundation Fund	
8786005	0810025 1 2 NW-25-22-26-4 5.50 Acres	
	224076 RGE RD 260A	
	NE CORNER- East of Canal	
	I Individual	
	R LAND & IMPROVEMENTS T 103 RESIDENTIAL LAND & IMPROVEMENTS Taxable Total: 532,300	
	100% Alberta School Foundation Fund	
8786010	8811700 NW-25-22-26-4 4.45 Acres	
	CANAL RIGHT OF WAY	
	I Individual	
	NR LAND E 167 WESTERN IRRIGATION DIST EXEMPT Exempt Total: 171,050	
	100% Alberta School Foundation Fund	
8786015	0810025 1 3 NW-25-22-26-4 4.00 Acres	
	224074 RGE RD 260A	
	I Individual	
	R LAND & IMPROVEMENTS T 103 RESIDENTIAL LAND & IMPROVEMENTS Taxable Total: 668,900	
	100% Alberta School Foundation Fund	
8786020	0810025 1 4 NW-25-22-26-4 4.00 Acres	
	224066 RGE RD 260A	
	I Individual	
	R LAND & IMPROVEMENTS T 103 RESIDENTIAL LAND & IMPROVEMENTS Taxable Total: 548,600	
	100% Alberta School Foundation Fund	
8786025	0810025 1 5 NW-25-22-26-4 4.00 Acres	
	224064 RGE RD 260A	
	I Individual	
	R LAND & IMPROVEMENTS T 103 RESIDENTIAL LAND & IMPROVEMENTS Taxable Total: 635,800	
	100% Alberta School Foundation Fund	
8786030	0810025 1 6 NW-25-22-26-4 3.53 Acres	
	224060 RGE RD 260A	
	C Corporation	
	R LAND & IMPROVEMENTS T 103 RESIDENTIAL LAND & IMPROVEMENTS Taxable Total: 469,000	



2019 Assessment Roll (Valuation Date 1-July, 2019) 2020 Taxation Year, Wheatland County

Assessment Year: 2019
Tax Year: 2020

Roll	Legal Address								Total
					100% Alberta School Foundation Fund				
8787000	SE-25-22-26-4 224022 RGE RD 260	58.51 Acres					LSD 8 & Ptn LSD 2&7 E of Canal C Corporation	Trucking Company	
	F	LAND & IMPROVEMENTS	T	1	FARMLAND				16,020
	R		T	103	RESIDENTIAL LAND & IMPROVEMENTS				235,800
	NR		T	105	NON-RESEIDENTIAL LAND & IMPROVEMENTS				235,810
					Taxable Total:				487,630
	R		E	903	FARM BUILDING EXEMPT				291,470
					100% Alberta School Foundation Fund				
					Totals:				779,100
8787010	SE-25-22-26-4	57.91 Acres					Ptn LSD 2 & 7 West of Canal I Individual		
	F	LAND	T	1	FARMLAND	Taxable Total:			13,890
				100% Alberta School Foundation Fund					
8788000	SE-25-22-26-4 260006 TWP RD 224	38.09 Acres					I Individual		
	F	LAND & IMPROVEMENTS	T	1	FARMLAND				8,640
	R		T	103	RESIDENTIAL LAND & IMPROVEMENTS				344,770
					Taxable Total:				353,410
	R		E	901	RURAL RESIDENCE EXEMPTION (RAP)				22,530
	R		E	903	FARM BUILDING EXEMPT				113,600
					100% Alberta School Foundation Fund				
					Exempt Total:				136,130
					Totals:				489,540
8788010	IRR238 RW22	PT-25-22-26-4 5.54 Acres					Canal R of Way C Corporation		
	NR	LAND	E	167	WESTERN IRRIGATION DIST EXEMPT	Exempt Total:			6,830
				100% Alberta School Foundation Fund					
8789000	SW-25-22-26-4	123.82 Acres					I Individual		
	F	LAND	T	1	FARMLAND	Taxable Total:			32,200
				100% Alberta School Foundation Fund					
8789002	1312376 3 1 260044 TWP RD 224	SW-25-22-26-4 4.63 Acres					S.E. Corner I Individual		
	R	LAND & IMPROVEMENTS	T	103	RESIDENTIAL LAND & IMPROVEMENTS	Taxable Total:			584,800
				100% Alberta School Foundation Fund					
8789004	1312376 3 2 260050 TWP RD 224	SW-25-22-26-4 4.63 Acres					113.22m East of S.E. Corner I Individual		



2019 Assessment Roll (Valuation Date 1-July, 2019) 2020 Taxation Year, Wheatland County

Assessment Year: 2019
Tax Year: 2020

Roll	Legal Address						Total
8789006	R	LAND & IMPROVEMENTS		T 103	RESIDENTIAL LAND & IMPROVEMENTS	Taxable Total:	542,900
				100%	Alberta School Foundation Fund		
	1312376 3 3	SW-25-22-26-4	4.63 Acres			226m East of S.E. Corner I Individual	
8789008	F	LAND & IMPROVEMENTS		T 1	FARMLAND		450
	R			T 103	RESIDENTIAL LAND & IMPROVEMENTS		546,750
						Taxable Total:	547,200
	R			E 901	RURAL RESIDENCE EXEMPTION (RAP)		450
				100%	The Golden Hills Reg. Div. 15	Totals:	547,650
8789010	1312376 3 4	SW-25-22-26-4	4.62 Acres			339m East of S.E. Corner I Individual	
	260064	TWP RD 224					
	R	LAND & IMPROVEMENTS		T 103	RESIDENTIAL LAND & IMPROVEMENTS	Taxable Total:	541,200
8789015				100%	Alberta School Foundation Fund		
	1312376 3 5	SW-25-22-26-4	4.33 Acres			Southwest Corner LSD 2 I Individual	
	260066	TWP RD 224					
	F	LAND & IMPROVEMENTS		T 1	FARMLAND		370
	R			T 103	RESIDENTIAL LAND & IMPROVEMENTS		895,330
8789020						Taxable Total:	895,700
	R			E 901	RURAL RESIDENCE EXEMPTION (RAP)		370
				100%	Alberta School Foundation Fund	Totals:	896,070
	0710581 2 2	SW-25-22-26-4	3.13 Acres			SW CORNER I Individual	
	260070A	TWP RD 224					
8789025	R	LAND & IMPROVEMENTS		T 103	RESIDENTIAL LAND & IMPROVEMENTS	Taxable Total:	675,100
				100%	Alberta School Foundation Fund		
	0710581 2 3	SW-25-22-26-4	3.21 Acres			SW CORNER I Individual	
8789025	260074	TWP RD 224					
	R	LAND & IMPROVEMENTS		T 103	RESIDENTIAL LAND & IMPROVEMENTS	Taxable Total:	364,500
				100%	Alberta School Foundation Fund		
8789025	0710581 2 4	SW-25-22-26-4	6.00 Acres			I Individual	
	224009	RGE RD 261					
	F	LAND & IMPROVEMENTS		T 1	FARMLAND		570
	R			T 103	RESIDENTIAL LAND & IMPROVEMENTS		688,930
						Taxable Total:	689,500
8789025	R			E 901	RURAL RESIDENCE EXEMPTION (RAP)		570
				100%	Alberta School Foundation Fund	Totals:	690,070



2019 Assessment Roll (Valuation Date 1-July, 2019) 2020 Taxation Year, Wheatland County

Assessment Year: 2019
Tax Year: 2020

Roll	Legal Address	Total
8790000	NE-26-22-26-4 147.32 Acres	
	I Individual	
	F LAND T 1 FARMLAND 100% Alberta School Foundation Fund	Taxable Total: 30,630
8790010	8811700 NE-26-22-26-4 2.10 Acres	
	CANAL RIGHT OF WAY I Individual	
	NR LAND E 167 WESTERN IRRIGATION DIST EXEMPT 100% Alberta School Foundation Fund	Exempt Total: 134,080
8791000	NW-26-22-26-4 62.02 Acres 261053 HWY 901	
	North Half I Individual	
	F LAND & IMPROVEMENTS T 1 FARMLAND	14,160
	R T 103 RESIDENTIAL LAND & IMPROVEMENTS	293,570
	R E 901 RURAL RESIDENCE EXEMPTION (RAP) 100% Alberta School Foundation Fund	Taxable Total: 307,730
		27,230
		Totals: 334,960
8791010	1011306 2 1 NW-26-22-26-4 11.94 Acres 224057 RGE RD 262	
	N of Canal w part lsd 12 I Individual	
	F LAND & IMPROVEMENTS T 1 FARMLAND	1,690
	R T 103 RESIDENTIAL LAND & IMPROVEMENTS	359,060
	R E 901 RURAL RESIDENCE EXEMPTION (RAP) 100% Alberta School Foundation Fund	Taxable Total: 360,750
		61,540
		Totals: 422,290
8791020	0915757 2 1 NW-26-22-26-4 5.00 Acres	
	WEST PART LSD 13 I Individual	
	F LAND T 1 FARMLAND 100% Alberta School Foundation Fund	Taxable Total: 1,100
8792000	NW-26-22-26-4 37.25 Acres	
	South of Canal C Corporation	
	F LAND T 1 FARMLAND 100% Alberta School Foundation Fund	Taxable Total: 8,730
8792010	0914824 RW 22 PT-26-22-26-4 60.66 Acres	
	NW & NE-26, NE & SE-27 C Corporation	
	NR LAND E 167 WESTERN IRRIGATION DIST EXEMPT 100% Alberta School Foundation Fund	Exempt Total: 154,740
8793000	NW-26-22-26-4 0.96 Acres	
	Northeast corner I Individual	



2019 Assessment Roll (Valuation Date 1-July, 2019) 2020 Taxation Year, Wheatland County

Assessment Year: 2019
Tax Year: 2020

Roll	Legal Address					Total
	R	LAND	T	104	RESIDENTIAL VACANT LAND	Taxable Total: 11,500
8794000	SE-26-22-26-4	159.00 Acres		100%	Alberta School Foundation Fund	
	F	LAND	T	1	FARMLAND	Taxable Total: 39,300
8795000	SW-26-22-26-4	136.93 Acres		100%	Alberta School Foundation Fund	
	F	LAND	T	1	FARMLAND	Taxable Total: 29,510
8795010	0011652 1 SW-26-22-26-4 22.07 Acres 261062 TWP RD 224			100%	Alberta School Foundation Fund	
	F	LAND & IMPROVEMENTS	T	1	FARMLAND	2,480
	R		T	103	RESIDENTIAL LAND & IMPROVEMENTS	571,920
	R		E	901	RURAL RESIDENCE EXEMPTION (RAP)	2,480
	R		E	903	FARM BUILDING EXEMPT	25,850
				100%	Alberta School Foundation Fund	Exempt Total: 28,330
						Totals: 602,730
8796000	1012698 1 1 NE-27-22-26-4	155.23 Acres				C Corporation
	F	LAND	T	1	FARMLAND	Taxable Total: 40,240
8797000	NW-27-22-26-4	157.47 Acres		100%	Alberta School Foundation Fund	
	F	LAND	T	1	FARMLAND	Taxable Total: 37,340
8798000	1014525 1 1 SE-27-22-26-4	134.33 Acres		100%	Alberta School Foundation Fund	
	F	LAND	T	1	FARMLAND	Taxable Total: 31,070
8799000	SW-27-22-26-4	155.50 Acres				C Corporation
	F	LAND	T	1	FARMLAND	Taxable Total: 36,920
				100%	Alberta School Foundation Fund	



2019 Assessment Roll (Valuation Date 1-July, 2019) 2020 Taxation Year, Wheatland County

Assessment Year: 2019
Tax Year: 2020

Roll	Legal Address					Total
8800000	NE-28-22-26-4	157.47 Acres				
			I Individual			
	F LAND		T 1 FARMLAND	Taxable Total:		41,320
			100% Alberta School Foundation Fund			
8801000	NW-28-22-26-4	150.96 Acres				
			C Corporation			
	F LAND		T 1 FARMLAND	Taxable Total:		42,190
			100% Alberta School Foundation Fund			
8802000	NW-28-22-26-4	9.04 Acres				
	224043 RGE RD 264		Southwest Corner			
			I Individual			
	F LAND & IMPROVEMENTS		T 1 FARMLAND			1,350
	R		T 103 RESIDENTIAL LAND & IMPROVEMENTS			472,650
			Taxable Total:			474,000
	R		E 901 RURAL RESIDENCE EXEMPTION (RAP)			1,350
			100% Alberta School Foundation Fund			
			Totals:			475,350
8803000	SE-28-22-26-4	157.47 Acres				
			I Individual			
	F LAND		T 1 FARMLAND	Taxable Total:		41,280
			100% Alberta School Foundation Fund			
8804000	SW-28-22-26-4	160.00 Acres				
			C Corporation			
	F LAND		T 1 FARMLAND	Taxable Total:		44,420
			100% Alberta School Foundation Fund			
8805000	NE-29-22-26-4	160.00 Acres				
			I Individual			
	F LAND		T 1 FARMLAND	Taxable Total:		44,420
			100% Alberta School Foundation Fund			
8806000	NW-29-22-26-4	142.50 Acres				
	224079 RGE RD 265		I Individual			
	F LAND & IMPROVEMENTS		T 1 FARMLAND			35,940
	R		T 101 RESIDENTIAL IMPROVEMENT NIL RAP ALLOW			40,100
	R		T 103 RESIDENTIAL LAND & IMPROVEMENTS			378,460
			Taxable Total:			454,500
	R		E 901 RURAL RESIDENCE EXEMPTION (RAP)			61,540
			100% Alberta School Foundation Fund			
			Totals:			516,040



2019 Assessment Roll (Valuation Date 1-July, 2019) 2020 Taxation Year, Wheatland County

Assessment Year: 2019
Tax Year: 2020

Roll	Legal Address				Total
8807000	NW-29-22-26-4 224043 RGE RD 265	2.90 Acres		Southwest corner I Individual	
	R LAND & IMPROVEMENTS		T 103 RESIDENTIAL LAND & IMPROVEMENTS 100% Alberta School Foundation Fund	Taxable Total:	291,200
8808000	SE-29-22-26-4 224038 RGE RD 264	158.82 Acres		I Individual	
	F LAND & IMPROVEMENTS		T 1 FARMLAND		34,560
	R		T 103 RESIDENTIAL LAND & IMPROVEMENTS		875,820
				Taxable Total:	910,380
	R		E 901 RURAL RESIDENCE EXEMPTION (RAP)		52,920
	R		E 903 FARM BUILDING EXEMPT		10,450
			100% Alberta School Foundation Fund	Exempt Total:	63,370
				Totals:	973,750
8809000	SW-29-22-26-4	101.13 Acres		I Individual	
	F LAND		T 1 FARMLAND 100% Alberta School Foundation Fund	Taxable Total:	18,360
8810000	SW-29-22-26-4	7.87 Acres		Southwest of Road I Individual	
	F LAND		T 1 FARMLAND 100% Alberta School Foundation Fund	Taxable Total:	880
8810010	IRR64 W -29-22-26-4	60.10 Acres		NW 12.4AC, SE 1.1AC, SW 48.87AC C Corporation	
	F LAND		T 1 FARMLAND		4,600
	NR		E 167 WESTERN IRRIGATION DIST EXEMPT 100% Alberta School Foundation Fund		24,670
				Totals:	29,270
8811000	NE-30-22-26-4	111.13 Acres		Southwest of Canal I Individual	
	F LAND		T 1 FARMLAND 100% Alberta School Foundation Fund	Taxable Total:	17,620
8812000	NE-30-22-26-4 224074 RGE RD 265	15.41 Acres		Northeast Corner I Individual	
	F LAND & IMPROVEMENTS		T 1 FARMLAND		1,820
	R		T 103 RESIDENTIAL LAND & IMPROVEMENTS		608,380
				Taxable Total:	610,200
	R		E 901 RURAL RESIDENCE EXEMPTION (RAP)		1,820
				Totals:	612,020



2019 Assessment Roll (Valuation Date 1-July, 2019) 2020 Taxation Year, Wheatland County

Assessment Year: 2019
Tax Year: 2020

Roll	Legal Address	100% Alberta School Foundation Fund	Total
8812010	IRR64 NE-30-22-26-4 30.50 Acres	SW portion LSD 16 C Corporation	
	F LAND	T 1 FARMLAND	2,060
	NR	E 167 WESTERN IRRIGATION DIST EXEMPT	14,800
		100% Alberta School Foundation Fund	Totals: 16,860
8813000	NW-30-22-26-4 147.32 Acres		
		I Individual	
	F LAND	T 1 FARMLAND	
		100% Alberta School Foundation Fund	Taxable Total: 35,100
8814000	SE-30-22-26-4 161.90 Acres		
		I Individual	
	F LAND	T 1 FARMLAND	
		100% Alberta School Foundation Fund	Taxable Total: 32,550
8815000	SW-30-22-26-4 160.00 Acres		
		I Individual	
	F LAND	T 1 FARMLAND	
		100% Alberta School Foundation Fund	Taxable Total: 29,890
8816000	NE-31-22-26-4 154.16 Acres		
		I Individual	
	F LAND	T 1 FARMLAND	
		100% Alberta School Foundation Fund	Taxable Total: 26,260
8816010	9111291 1 NE-31-22-26-4 2.95 Acres		
		I Individual	
	F LAND	T 1 FARMLAND	
		100% Alberta School Foundation Fund	Taxable Total: 600
8817000	NW-31-22-26-4 86.33 Acres		
		East Half I Individual	
	F LAND	T 1 FARMLAND	
		100% Alberta School Foundation Fund	Taxable Total: 7,660
8817010	NW-31-22-26-4 66.50 Acres		
		West Half I Individual	
	F LAND	T 1 FARMLAND	
		100% Alberta School Foundation Fund	Taxable Total: 17,160
8818000	NW-31-22-26-4 0.04 Acres		
		Southeast Corner I Individual	



2019 Assessment Roll (Valuation Date 1-July, 2019) 2020 Taxation Year, Wheatland County

Assessment Year: 2019
Tax Year: 2020

Roll	Legal Address					Total
	R	LAND	T	104	RESIDENTIAL VACANT LAND	Taxable Total: 1,800
8819000	SE-31-22-26-4	112.16 Acres			100% Alberta School Foundation Fund	
					I Individual	
	F	LAND	T	1	FARMLAND	Taxable Total: 19,690
8819010	9111292 1	SE-31-22-26-4 2.95 Acres			100% Alberta School Foundation Fund	
					Northeast Corner	
					I Individual	
	F	LAND	T	1	FARMLAND	Taxable Total: 610
8820000	SE-31-22-26-4	18.21 Acres			100% Alberta School Foundation Fund	
					SW of Canal	
					I Individual	
	F	LAND	T	1	FARMLAND	Taxable Total: 2,780
8820010	0812303 A	SE-31-22-26-4 4.82 Acres			100% Alberta School Foundation Fund	
					EASTERLY PART LSD 2	
					I Individual	
	NR	LAND	E	167	WESTERN IRRIGATION DIST EXEMPT	Exempt Total: 153,680
8821000	SW-31-22-26-4	135.82 Acres			100% Alberta School Foundation Fund	
					Southeast of Canal	
					I Individual	
	F	LAND	T	1	FARMLAND	Taxable Total: 18,770
8822000	SW-31-22-26-4	13.86 Acres			100% Alberta School Foundation Fund	
		225039 RGE RD 270			NW Corner, NW of Canal	
					I Individual	
	F	LAND & IMPROVEMENTS	T	1	FARMLAND	1,210
	R		T	103	RESIDENTIAL LAND & IMPROVEMENTS	537,490
					Taxable Total:	538,700
	R		E	901	RURAL RESIDENCE EXEMPTION (RAP)	1,210
					100% Alberta School Foundation Fund	Totals: 539,910
8822010	IRR1252	PT-31-22-26-4 28.95 Acres			NE .57AC, NW 4.57AC, SE 13.49A	
					C Corporation	
	NR	LAND	E	167	WESTERN IRRIGATION DIST EXEMPT	Exempt Total: 35,710
8823000	NE-32-22-26-4	157.85 Acres			100% Alberta School Foundation Fund	
					C Corporation	
	F	LAND	T	1	FARMLAND	Taxable Total: 43,850



2019 Assessment Roll (Valuation Date 1-July, 2019) 2020 Taxation Year, Wheatland County

Assessment Year: 2019
Tax Year: 2020

Roll	Legal Address										Total
	100% Alberta School Foundation Fund										
8824000	NW-32-22-26-4		157.85 Acres								
								C Corporation			
	F	LAND			T	1	FARMLAND		Taxable Total:	42,880	
	100% Alberta School Foundation Fund										
8825000	SE-32-22-26-4		146.90 Acres								
								C Corporation			
	F	LAND			T	1	FARMLAND		Taxable Total:	41,230	
	100% Alberta School Foundation Fund										
8826000	SW-32-22-26-4		147.50 Acres								
								C Corporation			
	F	LAND			T	1	FARMLAND		Taxable Total:	39,480	
	100% Alberta School Foundation Fund										
8827000	NE-33-22-26-4		150.96 Acres								
	263017 TWP RD 230								I Individual		
	F	LAND & IMPROVEMENTS			T	1	FARMLAND			36,910	
	R				T	101	RESIDENTIAL IMPROVEMENT NIL RAP ALLOW			66,200	
	R				T	103	RESIDENTIAL LAND & IMPROVEMENTS			255,500	
	100% Alberta School Foundation Fund										
								Taxable Total:		358,610	
8827010	9412408 1	NE-33-22-26-4	2.00 Acres								
	263021 TWP RD 230								North Central Portion		
									I Individual		
	R	LAND & IMPROVEMENTS			T	103	RESIDENTIAL LAND & IMPROVEMENTS		Taxable Total:	483,700	
	100% Alberta School Foundation Fund										
8828000	2164HX	NE-33-22-26-4	2.07 Acres								
									SE Side Microwave Tower Site Telus Tower		
									C Corporation		
	NR	LAND & IMPROVEMENTS			T	105	NON-RESEIDENTIAL LAND & IMPROVEMENTS		Taxable Total:	435,760	
	100% Alberta School Foundation Fund										
8829000	NW-33-22-26-4		160.00 Acres								
								I Individual			
	F	LAND			T	1	FARMLAND		Taxable Total:	42,690	
	100% Alberta School Foundation Fund										
8830000	SE-33-22-26-4		143.66 Acres								
								I Individual			
	F	LAND			T	1	FARMLAND		Taxable Total:	35,190	
	100% Alberta School Foundation Fund										



2019 Assessment Roll (Valuation Date 1-July, 2019) 2020 Taxation Year, Wheatland County

Assessment Year: 2019
Tax Year: 2020

Roll	Legal Address				Total
8831000	SW-33-22-26-4	146.60 Acres		I Individual	
	F LAND		T 1 FARMLAND	Taxable Total:	40,780
			100% Alberta School Foundation Fund		
8832000	NE-34-22-26-4	157.87 Acres		C Corporation	
	F LAND		T 1 FARMLAND	Taxable Total:	37,750
			100% Alberta School Foundation Fund		
8833010	NW-34-22-26-4	151.16 Acres		I Individual	
	F LAND		T 1 FARMLAND	Taxable Total:	36,360
			100% Alberta School Foundation Fund		
8833020	8410881 1 NW-34-22-26-4	4.79 Acres		Northwest Corner I Individual	
	F LAND		T 1 FARMLAND	Taxable Total:	500
			100% Alberta School Foundation Fund		
8834000	SE-34-22-26-4	151.73 Acres		C Corporation	
	F LAND		T 1 FARMLAND	Taxable Total:	38,600
			100% Alberta School Foundation Fund		
8835000	SW-34-22-26-4	145.50 Acres		C Corporation	
	F LAND		T 1 FARMLAND	Taxable Total:	32,220
			100% Alberta School Foundation Fund		
8836000	1112601 1 1 NE-35-22-26-4	76.48 Acres		South Half I Individual	
	F LAND		T 1 FARMLAND	Taxable Total:	17,520
			100% Alberta School Foundation Fund		
8836010	1011037 1 1 NE-35-22-26-4	14.22 Acres		West of Canal C Corporation	
	F LAND		T 1 FARMLAND	Taxable Total:	3,330
			100% Alberta School Foundation Fund		
8836020	NE-35-22-26-4	57.75 Acres		Northern Portion East of Canal I Individual	
	261017 TWP RD 230				
	F LAND & IMPROVEMENTS		T 1 FARMLAND		12,070



2019 Assessment Roll (Valuation Date 1-July, 2019) 2020 Taxation Year, Wheatland County

Assessment Year: 2019
Tax Year: 2020

Roll	Legal Address				Total
	R	T 103	RESIDENTIAL LAND & IMPROVEMENTS		410,560
				Taxable Total:	422,630
	R	E 901	RURAL RESIDENCE EXEMPTION (RAP)		61,540
		100%	Alberta School Foundation Fund	Totals:	484,170
8836500	IRR64 RW 22 N -35-22-26-4 18.38 Acres			Canal=SW4.5a;NW3.28a;NE10.6a C Corporation	
	NR LAND	E 167	WESTERN IRRIGATION DIST EXEMPT	Exempt Total:	143,310
		100%	Alberta School Foundation Fund		
8837000	1011028 1 1 NW-35-22-26-4 153.03 Acres			I Individual	
	F LAND	T 1	FARMLAND	Taxable Total:	42,030
		100%	Alberta School Foundation Fund		
8838000	1112604 1 1 SE-35-22-26-4 161.76 Acres 225008 RGE RD 261			I Individual	
	F LAND & IMPROVEMENTS	T 1	FARMLAND		33,440
	R	T 103	RESIDENTIAL LAND & IMPROVEMENTS		325,140
				Taxable Total:	358,580
	R	E 901	RURAL RESIDENCE EXEMPTION (RAP)		50,960
	R	E 903	FARM BUILDING EXEMPT		13,000
		100%	Alberta School Foundation Fund	Exempt Total:	63,960
				Totals:	422,540
8839000	SE-35-22-26-4 4.57 Acres			South Portion I Individual	
	NR LAND	E 167	WESTERN IRRIGATION DIST EXEMPT	Exempt Total:	172,380
		100%	Alberta School Foundation Fund		
8840000	1011036 1 1 SW-35-22-26-4 133.54 Acres			W OF CANAL C Corporation	
	F LAND	T 1	FARMLAND	Taxable Total:	35,050
		100%	Alberta School Foundation Fund		
8840010	SW-35-22-26-4 8.70 Acres			W OF CANAL TO ROW BOUNDARY C Corporation	
	NR LAND	E 167	WESTERN IRRIGATION DIST EXEMPT	Exempt Total:	119,610
		100%	Alberta School Foundation Fund		
8841000	SW-35-22-26-4 4.79 Acres			Southeast Corner I Individual	
	NR LAND	E 167	WESTERN IRRIGATION DIST EXEMPT	Exempt Total:	5,910



2019 Assessment Roll (Valuation Date 1-July, 2019) 2020 Taxation Year, Wheatland County

Assessment Year: 2019
Tax Year: 2020

Roll	Legal Address					Total
	100% Alberta School Foundation Fund					
8841010	8811700	SW-35-22-26-4	0.63 Acres		Canal Right of Way I Individual	
	NR	LAND		E 167	WESTERN IRRIGATION DIST EXEMPT 100% Alberta School Foundation Fund	Exempt Total: 84,410
8842000	NE-36-22-26-4	225056 RGE RD 260	147.01 Acres		I Individual	
	F	LAND & IMPROVEMENTS		T 1	FARMLAND	28,410
	R			T 103	RESIDENTIAL LAND & IMPROVEMENTS	292,530
					Taxable Total:	320,940
	R			E 901	RURAL RESIDENCE EXEMPTION (RAP)	30,770
	R			E 903	FARM BUILDING EXEMPT 100% Alberta School Foundation Fund	40,430
					Exempt Total:	71,200
					Totals:	392,140
8843000	NW-36-22-26-4		151.93 Acres		I Individual	
	F	LAND		T 1	FARMLAND 100% Alberta School Foundation Fund	Taxable Total: 40,040
8843010	9712556 1	NW-36-22-26-4	3.58 Acres		I Individual	
	260045 TWP RD 230					
	R	LAND & IMPROVEMENTS		T 103	RESIDENTIAL LAND & IMPROVEMENTS 100% Alberta School Foundation Fund	Taxable Total: 505,300
8843020	9712558 2	NW-36-22-26-4	2.99 Acres		Fresh Live & Fresh Frozen Fish Bait I Individual	
	225077 RGE RD 261					
	R	LAND & IMPROVEMENTS		T 103	RESIDENTIAL LAND & IMPROVEMENTS	534,160
	NR			T 105	NON-RESEIDENTIAL LAND & IMPROVEMENTS 100% Alberta School Foundation Fund	56,340
					Taxable Total:	590,500
8844000	SE-36-22-26-4		156.55 Acres		Wheatland Agro Anhydrous Ammonia I Individual	
	F	LAND & IMPROVEMENTS		T 1	FARMLAND	37,180
	NR			T 105	NON-RESEIDENTIAL LAND & IMPROVEMENTS 100% Alberta School Foundation Fund	250,530
					Taxable Total:	287,710
8844010	8811700 RW 22	SE-36-22-26-4	2.50 Acres		LSD 2 & SOUTH LSD 1 P Provincial	
	NR	LAND		E 167	WESTERN IRRIGATION DIST EXEMPT 100% Alberta School Foundation Fund	Exempt Total: 58,130



2019 Assessment Roll (Valuation Date 1-July, 2019) 2020 Taxation Year, Wheatland County

Assessment Year: 2019
Tax Year: 2020

Roll	Legal Address					Total
8845000	SE-36-22-26-4	0.95 Acres	Southwest Corner I Individual			
	R LAND		T 104 RESIDENTIAL VACANT LAND	Taxable Total:		5,200
			100% Alberta School Foundation Fund			
8846000	SW-36-22-26-4	120.00 Acres	I Individual			
	F LAND		T 1 FARMLAND	Taxable Total:		32,610
			100% Alberta School Foundation Fund			
8847000	SW-36-22-26-4	39.10 Acres	South Half LSD 3 & 4 Monsanto Seed Testing Bldg			
	260056 HWY 901		I Individual			
	F LAND & IMPROVEMENTS		T 1 FARMLAND			8,250
	R		T 103 RESIDENTIAL LAND & IMPROVEMENTS			425,710
	NR		T 105 NON-RESEIDENTIAL LAND & IMPROVEMENTS			92,950
			Taxable Total:			526,910
	R		E 901 RURAL RESIDENCE EXEMPTION (RAP)			56,690
	R		E 903 FARM BUILDING EXEMPT			205,720
			100% Alberta School Foundation Fund			
			Exempt Total:			262,410
			Totals:			789,320
8847010	8811700 SW-36-22-26-4	0.90 Acres	CANAL RIGHT OF WAY			
			I Individual			
	NR LAND		E 167 WESTERN IRRIGATION DIST EXEMPT	Exempt Total:		1,110
			100% Alberta School Foundation Fund			
8848000	E -1-23-26-4	160.03 Acres	E 1/2 West of Canal			
			C Corporation			
	F LAND		T 1 FARMLAND	Taxable Total:		44,410
			100% Alberta School Foundation Fund			
8848010	NE-1-23-26-4	5.46 Acres	CANAL ROW			
			C Corporation			
	NR LAND		E 167 WESTERN IRRIGATION DIST EXEMPT	Exempt Total:		91,120
			100% Alberta School Foundation Fund			
8849000	1011348 1 1 NE-1-23-26-4	67.06 Acres	East of Canal			
	231002 RGE RD 260		I Individual			
	F LAND & IMPROVEMENTS		T 1 FARMLAND			16,110
	R		T 103 RESIDENTIAL LAND & IMPROVEMENTS			707,080
			Taxable Total:			723,190
	R		E 901 RURAL RESIDENCE EXEMPTION (RAP)			31,560



2019 Assessment Roll (Valuation Date 1-July, 2019) 2020 Taxation Year, Wheatland County

Assessment Year: 2019
Tax Year: 2020

Roll	Legal Address					Total
	R		E 903	FARM BUILDING EXEMPT		57,360
			100%	Alberta School Foundation Fund	Exempt Total:	88,920
					Totals:	812,110
8850000	NE-1-23-26-4	2.14 Acres			ROAD DIVERSION AS SHOWN ON I Individual	
	R LAND		T 104	RESIDENTIAL VACANT LAND	Taxable Total:	13,500
			100%	Alberta School Foundation Fund		
8850010	IRR64 OT NE-1-23-26-4	0.41 Acres			ROW C Corporation	
	R LAND		T 104	RESIDENTIAL VACANT LAND	Taxable Total:	11,600
			100%	Alberta School Foundation Fund		
8851000	NW-1-23-26-4	160.00 Acres			C Corporation	
	F LAND		T 1	FARMLAND	Taxable Total:	45,480
			100%	Alberta School Foundation Fund		
8853000	SE-1-23-26-4	59.16 Acres			East of Canal I Individual	
	260008 TWP RD 230					
	F LAND & IMPROVEMENTS		T 1	FARMLAND		11,800
	R		T 103	RESIDENTIAL LAND & IMPROVEMENTS		292,030
					Taxable Total:	303,830
	R		E 901	RURAL RESIDENCE EXEMPTION (RAP)		30,770
			100%	Alberta School Foundation Fund	Totals:	334,600
8853010	IRR64 RW 23 E -1-23-26-4	21.37 Acres			Canal R of Way C Corporation	
	NR LAND		E 167	WESTERN IRRIGATION DIST EXEMPT	Exempt Total:	26,360
			100%	Alberta School Foundation Fund		
8854000	SW-1-23-26-4	156.38 Acres			C Corporation	
	F LAND		T 1	FARMLAND	Taxable Total:	43,200
			100%	Alberta School Foundation Fund		
8855000	NE-2-23-26-4	160.00 Acres			C Corporation	
	F LAND		T 1	FARMLAND	Taxable Total:	45,280
			100%	Alberta School Foundation Fund		
8856000	NW-2-23-26-4	157.14 Acres			C Corporation	



2019 Assessment Roll (Valuation Date 1-July, 2019) 2020 Taxation Year, Wheatland County

Assessment Year: 2019
Tax Year: 2020

Roll	Legal Address					Total
	F	LAND	T	1	FARMLAND	Taxable Total: 46,580
8857000	SE-2-23-26-4	156.50 Acres			100% Alberta School Foundation Fund	
					C Corporation	
	F	LAND	T	1	FARMLAND	Taxable Total: 40,910
8858000	SW-2-23-26-4	130.34 Acres			100% Alberta School Foundation Fund	
					C Corporation	
	F	LAND	T	1	FARMLAND	Taxable Total: 38,180
8859000	8210450 1 SW-2-23-26-4 20.08 Acres	230037 HWY 24			100% Alberta School Foundation Fund	
					North Half LSD 5	
					C Corporation	
	F	LAND & IMPROVEMENTS	T	1	FARMLAND	4,110
	R		T	103	RESIDENTIAL LAND & IMPROVEMENTS	555,160
					Taxable Total:	559,270
	R		E	901	RURAL RESIDENCE EXEMPTION (RAP)	61,540
					100% Alberta School Foundation Fund	Totals: 620,810
8860000	NE-3-23-26-4	157.45 Acres				
					C Corporation	
	F	LAND	T	1	FARMLAND	Taxable Total: 44,100
					100% Alberta School Foundation Fund	
8861000	NW-3-23-26-4	160.00 Acres				
					C Corporation	
	F	LAND	T	1	FARMLAND	Taxable Total: 46,440
8862000	SE-3-23-26-4	154.98 Acres			100% Alberta School Foundation Fund	
		230034A HWY 24			C Corporation	
	F	LAND & IMPROVEMENTS	T	1	FARMLAND	36,160
	R		T	103	RESIDENTIAL LAND & IMPROVEMENTS	365,960
					Taxable Total:	402,120
	R		E	901	RURAL RESIDENCE EXEMPTION (RAP)	66,340
	R		E	903	FARM BUILDING EXEMPT	551,710
					100% Alberta School Foundation Fund	Exempt Total: 618,050
					Totals:	1,020,170
8863000	SW-3-23-26-4	157.06 Acres				
					C Corporation	



2019 Assessment Roll (Valuation Date 1-July, 2019) 2020 Taxation Year, Wheatland County

Assessment Year: 2019
Tax Year: 2020

Roll	Legal Address					Total
	F	LAND	T	1	FARMLAND	Taxable Total: 45,480
					100% Alberta School Foundation Fund	
8864000	NE-4-23-26-4	160.00 Acres				C Corporation
	F	LAND	T	1	FARMLAND	Taxable Total: 43,450
					100% Alberta School Foundation Fund	
8865000	NW-4-23-26-4	160.00 Acres				C Corporation
	F	LAND	T	1	FARMLAND	Taxable Total: 42,040
					100% Alberta School Foundation Fund	
8866000	SE-4-23-26-4	157.22 Acres				C Corporation
	F	LAND	T	1	FARMLAND	Taxable Total: 45,530
					100% Alberta School Foundation Fund	
8867000	SW-4-23-26-4	157.43 Acres				C Corporation
	F	LAND	T	1	FARMLAND	Taxable Total: 44,080
					100% Alberta School Foundation Fund	
8868000	0111774 1 2 N -5-23-26-4	164.46 Acres				C Corporation
	F	LAND	T	1	FARMLAND	Taxable Total: 44,280
					100% Alberta School Foundation Fund	
8869000	IRR64 NE-5-23-26-4	3.65 Acres				ABANDONED CANAL R-O-W I Individual
	R	LAND	T	104	RESIDENTIAL VACANT LAND	Taxable Total: 8,900
					100% Alberta School Foundation Fund	
8870000	NW-5-23-26-4	152.18 Acres				I Individual
		230077A RGE RD 265				
	F	LAND & IMPROVEMENTS	T	1	FARMLAND	23,660
	R		T	103	RESIDENTIAL LAND & IMPROVEMENTS	592,710
						Taxable Total: 616,370
	R		E	901	RURAL RESIDENCE EXEMPTION (RAP)	83,990
					100% Alberta School Foundation Fund	Totals: 700,360
8871000	SE-5-23-26-4	154.58 Acres				I Individual
	F	LAND	T	1	FARMLAND	Taxable Total: 28,900



2019 Assessment Roll (Valuation Date 1-July, 2019) 2020 Taxation Year, Wheatland County

Assessment Year: 2019
Tax Year: 2020

Roll	Legal Address					Total
100% Alberta School Foundation Fund						
8871010	0211804 3 1 SE-5-23-26-4 3.00 Acres 264028 TWP RD 230	SOUTHEAST CORNER OF LSD 2 I Individual				
R	LAND & IMPROVEMENTS	T 103	RESIDENTIAL LAND & IMPROVEMENTS	Taxable Total:	456,000	
100% Alberta School Foundation Fund						
8872000	SW-5-23-26-4 154.70 Acres	I Individual				
F	LAND	T 1	FARMLAND	Taxable Total:	31,430	
100% Alberta School Foundation Fund						
8872010	0211804 2 1 SW-5-23-26-4 3.00 Acres 264056A TWP RD 230	SOUTHWEST PART OF LSD 3 I Individual				
R	LAND & IMPROVEMENTS	T 103	RESIDENTIAL LAND & IMPROVEMENTS	Taxable Total:	447,200	
100% Alberta School Foundation Fund						
8873000	NE-6-23-26-4 140.68 Acres	WEST SIDE LSD 9 I Individual				
F	LAND	T 1	FARMLAND	Taxable Total:	28,660	
100% Alberta School Foundation Fund						
8873010	9010278 1 NE-6-23-26-4 10.00 Acres 230078 RGE RD 265	Northeast Corner I Individual				
R	LAND & IMPROVEMENTS	T 103	RESIDENTIAL LAND & IMPROVEMENTS	Taxable Total:	772,700	
100% Alberta School Foundation Fund						
8873020	1710656 1 1 NE-6-23-26-4 9.32 Acres 230042 RGE RD 265	SW corner of LSD 9 I Individual				
F	LAND & IMPROVEMENTS	T 1	FARMLAND		1,570	
R		T 103	RESIDENTIAL LAND & IMPROVEMENTS		1,011,930	
				Taxable Total:	1,013,500	
R		E 901	RURAL RESIDENCE EXEMPTION (RAP)		1,570	
100% Alberta School Foundation Fund						
				Totals:	1,015,070	
8874000	1513230 2 2 W -6-23-26-4 328.00 Acres	West 1/2 includes Rd Allowance I Individual				
NR	LAND	E 167	WESTERN IRRIGATION DIST EXEMPT	Exempt Total:	404,530	
100% Alberta School Foundation Fund						
8875000	SE-6-23-26-4 140.42 Acres	I Individual				
F	LAND	T 1	FARMLAND	Taxable Total:	37,990	



2019 Assessment Roll (Valuation Date 1-July, 2019) 2020 Taxation Year, Wheatland County

Assessment Year: 2019
Tax Year: 2020

Roll	Legal Address					Total
	100% Alberta School Foundation Fund					
8876000	9711698 2	SE-6-23-26-4	17.48 Acres		Southwest Corner I Individual	
	F	LAND & IMPROVEMENTS		T 1	FARMLAND	3,250
	R			T 103	RESIDENTIAL LAND & IMPROVEMENTS	372,050
					Taxable Total:	375,300
	R			E 901	RURAL RESIDENCE EXEMPTION (RAP)	3,250
	R			E 903	FARM BUILDING EXEMPT	13,930
				100% Alberta School Foundation Fund	Exempt Total:	17,180
					Totals:	392,480
8879000	NE-7-23-26-4		160.00 Acres		I Individual	
	F	LAND		T 1	FARMLAND	
					100% Alberta School Foundation Fund	
					Taxable Total:	33,070
8880000	NW-7-23-26-4		120.00 Acres		I Individual	
	F	LAND		T 1	FARMLAND	
					100% Alberta School Foundation Fund	
					Taxable Total:	22,720
8880010	NW-7-23-26-4		40.00 Acres		LSD 13	
					I Individual	
	F	LAND & IMPROVEMENTS		T 1	FARMLAND	6,500
	R			T 103	RESIDENTIAL LAND & IMPROVEMENTS	359,080
					Taxable Total:	365,580
	R			E 901	RURAL RESIDENCE EXEMPTION (RAP)	29,220
				100% Alberta School Foundation Fund	Totals:	394,800
8881000	SE-7-23-26-4		160.00 Acres		C Corporation	
	F	LAND		T 1	FARMLAND	
					100% The Golden Hills Reg. Div. 15	
					Taxable Total:	30,590
8882000	1611855 3 1	SW-7-23-26-4	157.68 Acres		I Individual	
	F	LAND		T 1	FARMLAND	
					100% Alberta School Foundation Fund	
					Taxable Total:	32,890
8882010	1611854 2 1	SW-7-23-26-4	3.00 Acres		750' N OF SOUTHWEST CORNER	
					I Individual	
	F	LAND		T 1	FARMLAND	
					Taxable Total:	930



2019 Assessment Roll (Valuation Date 1-July, 2019) 2020 Taxation Year, Wheatland County

Assessment Year: 2019
Tax Year: 2020

Roll	Legal Address					Total
	100% Alberta School Foundation Fund					
8883000	NE-8-23-26-4	154.00 Acres			C Corporation	
	F LAND		T 1 FARMLAND	Taxable Total:		36,590
			100% The Golden Hills Reg. Div. 15			
8883010	9411630 1 N -8-23-26-4 2.99 Acres				NE crn of NW & NW crn of NE	
	264041 TWP RD 232				I Individual	
	R LAND & IMPROVEMENTS		T 103 RESIDENTIAL LAND & IMPROVEMENTS	Taxable Total:		465,000
	100% Alberta School Foundation Fund					
8883020	9411630 2 NE-8-23-26-4 4.08 Acres				East of Lot 1, Northwest Crn	
	264037 TWP RD 232				I Individual	
	F LAND & IMPROVEMENTS		T 1 FARMLAND			220
	R		T 103 RESIDENTIAL LAND & IMPROVEMENTS			415,580
				Taxable Total:		415,800
	R		E 901 RURAL RESIDENCE EXEMPTION (RAP)			220
			100% Alberta School Foundation Fund		Totals:	416,020
8884000	NW-8-23-26-4	158.94 Acres			C Corporation	
	F LAND		T 1 FARMLAND	Taxable Total:		31,750
			100% The Golden Hills Reg. Div. 15			
8885000	SE-8-23-26-4	160.00 Acres			C Corporation	
	F LAND		T 1 FARMLAND	Taxable Total:		39,080
			100% The Golden Hills Reg. Div. 15			
8886000	SW-8-23-26-4	160.00 Acres			C Corporation	
	F LAND		T 1 FARMLAND	Taxable Total:		30,760
			100% The Golden Hills Reg. Div. 15			
8887000	NE-9-23-26-4	160.00 Acres			C Corporation	
	F LAND		T 1 FARMLAND	Taxable Total:		42,240
			100% Alberta School Foundation Fund			
8888000	NW-9-23-26-4	160.00 Acres			C Corporation	
	F LAND		T 1 FARMLAND	Taxable Total:		41,630



2019 Assessment Roll (Valuation Date 1-July, 2019) 2020 Taxation Year, Wheatland County

Assessment Year: 2019
Tax Year: 2020

Roll	Legal Address						Total	
100% Alberta School Foundation Fund								
8889000	SE-9-23-26-4	160.00 Acres						
			C Corporation					
	F	LAND	T	1	FARMLAND	Taxable Total:	43,520	
100% Alberta School Foundation Fund								
8890000	SW-9-23-26-4	160.00 Acres						
			C Corporation					
	F	LAND	T	1	FARMLAND	Taxable Total:	42,900	
100% Alberta School Foundation Fund								
8891000	NE-10-23-26-4	157.45 Acres						
	262031 TWP RD 232		C Corporation					
	F	LAND & IMPROVEMENTS	T	1	FARMLAND		40,580	
	R		T	103	RESIDENTIAL LAND & IMPROVEMENTS		561,360	
			Taxable Total:				601,940	
	R		E	901	RURAL RESIDENCE EXEMPTION (RAP)		61,540	
	R		E	903	FARM BUILDING EXEMPT		11,600	
			100% Alberta School Foundation Fund				Exempt Total:	73,140
							Totals:	675,080
8892000	NW-10-23-26-4	160.00 Acres						
	262051 TWP RD 232		I Individual					
	F	LAND & IMPROVEMENTS	T	1	FARMLAND		43,150	
	R		T	103	RESIDENTIAL LAND & IMPROVEMENTS		750,990	
			Taxable Total:				794,140	
	R		E	901	RURAL RESIDENCE EXEMPTION (RAP)		92,310	
	R		E	903	FARM BUILDING EXEMPT		7,100	
			100% Alberta School Foundation Fund				Exempt Total:	99,410
							Totals:	893,550
8893000	SE-10-23-26-4	160.00 Acres						
			C Corporation					
	F	LAND	T	1	FARMLAND	Taxable Total:	42,130	
100% Alberta School Foundation Fund								
8894000	SW-10-23-26-4	160.00 Acres						
			I Individual					
	F	LAND	T	1	FARMLAND	Taxable Total:	42,980	
100% Alberta School Foundation Fund								
8895000	NE-11-23-26-4	160.00 Acres						
			C Corporation					



2019 Assessment Roll (Valuation Date 1-July, 2019) 2020 Taxation Year, Wheatland County

Assessment Year: 2019
Tax Year: 2020

Roll	Legal Address					Total
	F	LAND	T	1	FARMLAND	Taxable Total: 46,950
					100% Alberta School Foundation Fund	
8896000	NW-11-23-26-4	157.45 Acres				
	261071 TWP RD 232					C Corporation
	F	LAND & IMPROVEMENTS	T	1	FARMLAND	45,920
	R		T	101	RESIDENTIAL IMPROVEMENT NIL RAP ALLOW	114,600
	R		T	103	RESIDENTIAL LAND & IMPROVEMENTS	255,500
						Taxable Total: 416,020
	R		E	903	FARM BUILDING EXEMPT	2,700
					100% Alberta School Foundation Fund	Totals: 418,720
8897000	SE-11-23-26-4	160.00 Acres				
						C Corporation
	F	LAND	T	1	FARMLAND	Taxable Total: 44,130
					100% Alberta School Foundation Fund	
8898000	SW-11-23-26-4	157.52 Acres				
						C Corporation
	F	LAND	T	1	FARMLAND	Taxable Total: 42,780
					100% Alberta School Foundation Fund	
8900000	NE-12-23-26-4	105.73 Acres				East & South Portions C Corporation
	F	LAND	T	1	FARMLAND	Taxable Total: 28,950
					100% Alberta School Foundation Fund	
8900010	9610245 1	NE-12-23-26-4 41.19 Acres				Northwest Corner I Individual
	260027 TWP RD 232					
	F	LAND & IMPROVEMENTS	T	1	FARMLAND	7,270
	R		T	103	RESIDENTIAL LAND & IMPROVEMENTS	423,130
						Taxable Total: 430,400
	R		E	901	RURAL RESIDENCE EXEMPTION (RAP)	7,270
					100% Alberta School Foundation Fund	Totals: 437,670
8900500	NE-12-23-26-4	4.67 Acres				NE CORN. LSD 16 SE CORN. LSD 9 P Provincial
	NR	LAND	E	167	WESTERN IRRIGATION DIST EXEMPT	Exempt Total: 173,490
					100% Alberta School Foundation Fund	
8901000	NE-12-23-26-4	3.90 Acres				Prtn Org Rd Allow Alng E Bndry I Individual
	NR	LAND	E	167	WESTERN IRRIGATION DIST EXEMPT	Exempt Total: 164,970



2019 Assessment Roll (Valuation Date 1-July, 2019) 2020 Taxation Year, Wheatland County

Assessment Year: 2019
Tax Year: 2020

Roll	Legal Address					Total
	100% Alberta School Foundation Fund					
8902000	NW-12-23-26-4	160.00 Acres			C Corporation	
	F LAND		T 1 FARMLAND	Taxable Total:		45,550
	100% Alberta School Foundation Fund					
8903000	1010865 1 1 SE-12-23-26-4	106.38 Acres			West of Canal C Corporation	
	F LAND		T 1 FARMLAND	Taxable Total:		26,150
	100% Alberta School Foundation Fund					
8904000	SE-12-23-26-4	39.45 Acres			East of Canal I Individual	
	F LAND		T 1 FARMLAND	Taxable Total:		9,190
	100% Alberta School Foundation Fund					
8904010	IRR64 RW 23 E -12-23-26-4	22.92 Acres			Canal R of Way C Corporation	
	NR LAND		E 167 WESTERN IRRIGATION DIST EXEMPT	Exempt Total:		94,780
	100% Alberta School Foundation Fund					
8905000	SW-12-23-26-4	160.00 Acres			C Corporation	
	F LAND		T 1 FARMLAND	Taxable Total:		43,810
	100% Alberta School Foundation Fund					
8906000	IRR64 RW 23 E -13-23-26-4	13.45 Acres			Canal P Provincial	
	NR LAND		E 167 WESTERN IRRIGATION DIST EXEMPT	Exempt Total:		279,440
	100% Alberta School Foundation Fund					
8907000	NE-13-23-26-4	86.18 Acres			West of Canal C Corporation	
	F LAND		T 1 FARMLAND	Taxable Total:		24,790
	100% The Golden Hills Reg. Div. 15					
8908000	NE-13-23-26-4	72.88 Acres			East of Canal C Corporation	
	F LAND		T 1 FARMLAND	Taxable Total:		5,210
	100% The Golden Hills Reg. Div. 15					
8908010	NE-13-23-26-4	2.66 Acres			Portion Road Allowance I Individual	



2019 Assessment Roll (Valuation Date 1-July, 2019) 2020 Taxation Year, Wheatland County

Assessment Year: 2019
Tax Year: 2020

Roll	Legal Address					Total
	F	LAND	T	1	FARMLAND	Taxable Total: 220
					100% The Golden Hills Reg. Div. 15	
8909000	NW-13-23-26-4	160.00 Acres				C Corporation
	F	LAND	T	1	FARMLAND	Taxable Total: 44,310
					100% Alberta School Foundation Fund	
8910000	SE-13-23-26-4	121.59 Acres				West of Canal C Corporation
	F	LAND	T	1	FARMLAND	Taxable Total: 34,930
					100% The Golden Hills Reg. Div. 15	
8911000	SE-13-23-26-4	3.54 Acres				Northeast Corner C Corporation
	F	LAND	T	1	FARMLAND	Taxable Total: 410
					100% The Golden Hills Reg. Div. 15	
8912000	SE-13-23-26-4	17.49 Acres				East of Canal I Individual
	NR	LAND	E	167	WESTERN IRRIGATION DIST EXEMPT	Exempt Total: 280,870
					100% Alberta School Foundation Fund	
8912010	SE-13-23-26-4	0.74 Acres				PTN. RD ALLOWANCE S. OF LSD 1 C Corporation
	NR	LAND	E	167	WESTERN IRRIGATION DIST EXEMPT	Exempt Total: 3,790
					100% Alberta School Foundation Fund	
8913000	SW-13-23-26-4	160.00 Acres				C Corporation
	F	LAND	T	1	FARMLAND	Taxable Total: 45,240
					100% Alberta School Foundation Fund	
8914000	NE-14-23-26-4	160.00 Acres				C Corporation
	F	LAND	T	1	FARMLAND	Taxable Total: 45,500
					100% Alberta School Foundation Fund	
8915000	NW-14-23-26-4	157.45 Acres				C Corporation
	F	LAND	T	1	FARMLAND	Taxable Total: 46,480
					100% Alberta School Foundation Fund	



2019 Assessment Roll (Valuation Date 1-July, 2019) 2020 Taxation Year, Wheatland County

Assessment Year: 2019
Tax Year: 2020

Roll	Legal Address	Total
8916000	SE-14-23-26-4 160.00 Acres	
	F LAND T 1 FARMLAND 100% Alberta School Foundation Fund	C Corporation Taxable Total: 47,240
8917000	SW-14-23-26-4 157.45 Acres	
	F LAND T 1 FARMLAND 100% Alberta School Foundation Fund	C Corporation Taxable Total: 46,890
8918000	NE-15-23-26-4 157.45 Acres	
	F LAND T 1 FARMLAND 100% Alberta School Foundation Fund	C Corporation Taxable Total: 46,890
8919000	NW-15-23-26-4 160.00 Acres	
	F LAND T 1 FARMLAND 100% Alberta School Foundation Fund	C Corporation Taxable Total: 46,030
8920000	SE-15-23-26-4 157.45 Acres	
	F LAND T 1 FARMLAND 100% Alberta School Foundation Fund	C Corporation Taxable Total: 46,830
8921000	SW-15-23-26-4 160.00 Acres	
	F LAND T 1 FARMLAND 100% Alberta School Foundation Fund	C Corporation Taxable Total: 46,060
8922000	NE-16-23-26-4 160.00 Acres	
	F LAND T 1 FARMLAND 100% Alberta School Foundation Fund	I Individual Taxable Total: 42,890
8923000	NW-16-23-26-4 160.00 Acres	
	F LAND T 1 FARMLAND 100% The Golden Hills Reg. Div. 15	C Corporation Taxable Total: 41,170
8924000	SE-16-23-26-4 157.93 Acres	
	F LAND T 1 FARMLAND	I Individual Taxable Total: 43,190



2019 Assessment Roll (Valuation Date 1-July, 2019) 2020 Taxation Year, Wheatland County

Assessment Year: 2019
Tax Year: 2020

Roll	Legal Address					Total
100% Alberta School Foundation Fund						
8924010	9011053 1 SE-16-23-26-4 2.07 Acres 263002 TWP RD 232	Southeast Corner I Individual				
	R LAND & IMPROVEMENTS	T 103	RESIDENTIAL LAND & IMPROVEMENTS		Taxable Total:	655,700
100% Alberta School Foundation Fund						
8926000	SW-16-23-26-4 144.99 Acres	C Corporation				
	F LAND	T 1	FARMLAND		Taxable Total:	37,580
100% Alberta School Foundation Fund						
8926010	9611452 1 1 SW-16-23-26-4 15.00 Acres 232001 RGE RD 264	Southwest Corner I Individual				
	F LAND & IMPROVEMENTS	T 1	FARMLAND			2,310
	R	T 103	RESIDENTIAL LAND & IMPROVEMENTS			400,790
			Taxable Total:			403,100
	R	E 901	RURAL RESIDENCE EXEMPTION (RAP)			2,310
		100% Alberta School Foundation Fund			Totals:	405,410
8927000	NE-17-23-26-4 160.00 Acres	C Corporation				
	F LAND	T 1	FARMLAND		Taxable Total:	36,140
100% The Golden Hills Reg. Div. 15						
8928000	NW-17-23-26-4 157.00 Acres	I Individual				
	F LAND	T 1	FARMLAND		Taxable Total:	35,720
100% Alberta School Foundation Fund						
8928010	0313451 1 1 NW-17-23-26-4 3.00 Acres	SW CORNER I Individual				
	F LAND	T 1	FARMLAND		Taxable Total:	610
100% Alberta School Foundation Fund						
8929000	SE-17-23-26-4 160.00 Acres	C Corporation				
	F LAND	T 1	FARMLAND		Taxable Total:	36,740
100% The Golden Hills Reg. Div. 15						
8930000	SW-17-23-26-4 156.62 Acres	I Individual				
	F LAND	T 1	FARMLAND		Taxable Total:	37,100



2019 Assessment Roll (Valuation Date 1-July, 2019) 2020 Taxation Year, Wheatland County

Assessment Year: 2019
Tax Year: 2020

Roll	Legal Address						Total
100% Alberta School Foundation Fund							
8930010	8911377 A	SW-17-23-26-4 3.38 Acres	Southeast Corner				
	264048 TWP RD 232		I Individual				
	F	LAND & IMPROVEMENTS	T	1	FARMLAND		80
	R		T	103	RESIDENTIAL LAND & IMPROVEMENTS		453,320
						Taxable Total:	453,400
	R		E	901	RURAL RESIDENCE EXEMPTION (RAP)		80
					100% Alberta School Foundation Fund	Totals:	453,480
8931000	NE-18-23-26-4	158.83 Acres					
	232078 RGE RD 265		I Individual				
	F	LAND & IMPROVEMENTS	T	1	FARMLAND		34,530
	R		T	103	RESIDENTIAL LAND & IMPROVEMENTS		631,410
						Taxable Total:	665,940
	R		E	901	RURAL RESIDENCE EXEMPTION (RAP)		61,540
	R		E	903	FARM BUILDING EXEMPT		6,670
					100% Alberta School Foundation Fund	Exempt Total:	68,210
						Totals:	734,150
8932000	NE-18-23-26-4	1.17 Acres	Southwest Corner				
			C Corporation				
	NR	LAND	T	105	NON-RESEIDENTIAL LAND & IMPROVEMENTS	Taxable Total:	37,000
					100% Alberta School Foundation Fund		
8933000	NW-18-23-26-4	146.70 Acres					
			I Individual				
	F	LAND	T	1	FARMLAND	Taxable Total:	34,130
					100% Alberta School Foundation Fund		
8933010	9211224 1	NW-18-23-26-4 3.00 Acres	Northwest Corner				
	232075 RGE RD 270		I Individual				
	R	LAND & IMPROVEMENTS	T	103	RESIDENTIAL LAND & IMPROVEMENTS	Taxable Total:	454,900
					100% Alberta School Foundation Fund		
8934000	NW-18-23-26-4	10.30 Acres	Southern Portion Large Powerline				
			C Corporation				
	F	LAND	T	1	FARMLAND		1,910
	NR		T	105	NON-RESEIDENTIAL LAND & IMPROVEMENTS		24,440
					100% Alberta School Foundation Fund	Taxable Total:	26,350
8935000	SE-18-23-26-4	160.00 Acres					
			I Individual				



2019 Assessment Roll (Valuation Date 1-July, 2019) 2020 Taxation Year, Wheatland County

Assessment Year: 2019
Tax Year: 2020

Roll	Legal Address					Total
	F	LAND	T	1	FARMLAND	
					100% Alberta School Foundation Fund	Taxable Total: 35,570
8936000	SW-18-23-26-4	160.00 Acres				
	265046 TWP RD 232					I Individual
	F	LAND & IMPROVEMENTS	T	1	FARMLAND	34,360
	R		T	103	RESIDENTIAL LAND & IMPROVEMENTS	336,330
						Taxable Total: 370,690
	R		E	901	RURAL RESIDENCE EXEMPTION (RAP)	30,770
	R		E	903	FARM BUILDING EXEMPT	23,870
					100% Alberta School Foundation Fund	Exempt Total: 54,640
						Totals: 425,330
8937000	NE-19-23-26-4	144.01 Acres				
					Southeast of Railway C Corporation	
	F	LAND	T	1	FARMLAND	
					100% The Golden Hills Reg. Div. 15	Taxable Total: 32,310
8937010	RY11 NE-19-23-26-4	6.53 Acres				
	265023 TWP RD 234					Right-of-way I Individual
	F	LAND & IMPROVEMENTS	T	1	FARMLAND	400
	R		T	103	RESIDENTIAL LAND & IMPROVEMENTS	340,700
						Taxable Total: 341,100
	R		E	901	RURAL RESIDENCE EXEMPTION (RAP)	400
					100% Alberta School Foundation Fund	Totals: 341,500
8939000	N -19-23-26-4	106.51 Acres				
					Northwest of Railway I Individual	
	F	LAND	T	1	FARMLAND	
					100% Alberta School Foundation Fund	Taxable Total: 28,030
8939010	RY11 NW-19-23-26-4	14.33 Acres				
	233043 RGE RD 270					Railway I Individual
	F	LAND & IMPROVEMENTS	T	1	FARMLAND	1,290
	R		T	101	RESIDENTIAL IMPROVEMENT NIL RAP ALLOW	61,000
	R		T	103	RESIDENTIAL LAND & IMPROVEMENTS	197,100
					100% Alberta School Foundation Fund	Taxable Total: 259,390
8940000	NW-19-23-26-4	44.79 Acres				
					Southeast of Railway C Corporation	
	F	LAND	T	1	FARMLAND	
					100% The Golden Hills Reg. Div. 15	Taxable Total: 9,370



2019 Assessment Roll (Valuation Date 1-July, 2019) 2020 Taxation Year, Wheatland County

Assessment Year: 2019
Tax Year: 2020

Roll	Legal Address					Total
8941000	SE-19-23-26-4	160.00 Acres	C Corporation			
	F LAND		T 1 FARMLAND	Taxable Total:		35,860
			100% Alberta School Foundation Fund			
8942000	SW-19-23-26-4	155.00 Acres	I Individual			
	F LAND		T 1 FARMLAND	Taxable Total:		34,000
			100% Alberta School Foundation Fund			
8942010	0011887 1 SW-19-23-26-4 5.00 Acres		NORTHWESTERN PORTION			
	233023 RGE RD 270		I Individual			
	R LAND		T 104 RESIDENTIAL VACANT LAND	Taxable Total:		204,500
			100% Alberta School Foundation Fund			
8943000	NE-20-23-26-4	159.00 Acres	I Individual			
	F LAND		T 1 FARMLAND	Taxable Total:		37,960
			100% Alberta School Foundation Fund			
8944000	NW-20-23-26-4	159.00 Acres	I Individual			
	F LAND		T 1 FARMLAND	Taxable Total:		39,880
			100% Alberta School Foundation Fund			
8945000	SE-20-23-26-4	160.00 Acres	I Individual			
	233034 RGE RD 264					
	F LAND & IMPROVEMENTS		T 1 FARMLAND			38,670
	R		T 103 RESIDENTIAL LAND & IMPROVEMENTS			390,430
				Taxable Total:		429,100
	R		E 901 RURAL RESIDENCE EXEMPTION (RAP)			38,670
			100% Alberta School Foundation Fund	Totals:		467,770
8946000	SW-20-23-26-4	160.00 Acres	I Individual			
	F LAND		T 1 FARMLAND	Taxable Total:		35,890
			100% Alberta School Foundation Fund			
8947000	NE-21-23-26-4	159.00 Acres	I Individual			
	F LAND		T 1 FARMLAND	Taxable Total:		31,800
			100% Alberta School Foundation Fund			



2019 Assessment Roll (Valuation Date 1-July, 2019) 2020 Taxation Year, Wheatland County

Assessment Year: 2019
Tax Year: 2020

Roll	Legal Address	Total
8948000	NW-21-23-26-4 156.12 Acres	
	I Individual	
	F LAND T 1 FARMLAND Taxable Total: 37,320	
	100% Alberta School Foundation Fund	
8948010	9110132 1 NW-21-23-26-4 2.95 Acres Northwest Corner	
	233077 RGE RD 264 I Individual	
	R LAND & IMPROVEMENTS T 103 RESIDENTIAL LAND & IMPROVEMENTS Taxable Total: 566,400	
	100% Alberta School Foundation Fund	
8949000	SE-21-23-26-4 160.00 Acres	
	I Individual	
	F LAND T 1 FARMLAND Taxable Total: 43,300	
	100% Alberta School Foundation Fund	
8950000	SW-21-23-26-4 160.00 Acres	
	I Individual	
	F LAND T 1 FARMLAND Taxable Total: 40,330	
	100% Alberta School Foundation Fund	
8951000	NE-22-23-26-4 156.36 Acres	
	I Individual	
	F LAND T 1 FARMLAND Taxable Total: 26,080	
	100% Alberta School Foundation Fund	
8952000	NW-22-23-26-4 148.28 Acres	
	I Individual	
	F LAND T 1 FARMLAND Taxable Total: 35,970	
	100% Alberta School Foundation Fund	
8952010	0313555 1 2 NW-22-23-26-4 7.82 Acres NE corner .11 ac from NE 1/4	
	262049 TWP RD 234 I Individual	
	F LAND & IMPROVEMENTS T 1 FARMLAND 430	
	R T 103 RESIDENTIAL LAND & IMPROVEMENTS 897,870	
	Taxable Total: 898,300	
	R E 901 RURAL RESIDENCE EXEMPTION (RAP) 430	
	100% Alberta School Foundation Fund Totals: 898,730	
8952020	0313555 1 1 NW-22-23-26-4 3.00 Acres NW Corner	
	233077 RGE RD 263 I Individual	
	R LAND & IMPROVEMENTS T 103 RESIDENTIAL LAND & IMPROVEMENTS Taxable Total: 390,200	
	100% Alberta School Foundation Fund	



2019 Assessment Roll (Valuation Date 1-July, 2019) 2020 Taxation Year, Wheatland County

Assessment Year: 2019
Tax Year: 2020

Roll	Legal Address	Total
8953000	SE-22-23-26-4 157.45 Acres	
	C Corporation	
	F LAND T 1 FARMLAND 100% Alberta School Foundation Fund	Taxable Total: 43,490
8954000	SW-22-23-26-4 160.00 Acres	
	C Corporation	
	F LAND T 1 FARMLAND 100% Alberta School Foundation Fund	Taxable Total: 43,460
8955000	NE-23-23-26-4 158.99 Acres	
	C Corporation	
	F LAND T 1 FARMLAND 100% Alberta School Foundation Fund	Taxable Total: 47,820
8956000	NW-23-23-26-4 156.46 Acres	
	233067 HWY 24	
	C Corporation	
	F LAND & IMPROVEMENTS T 1 FARMLAND	45,210
	R T 103 RESIDENTIAL LAND & IMPROVEMENTS	332,960
	R E 901 RURAL RESIDENCE EXEMPTION (RAP) 100% Alberta School Foundation Fund	Taxable Total: 378,170
		61,540
		Totals: 439,710
8957000	SE-23-23-26-4 160.00 Acres	
	C Corporation	
	F LAND T 1 FARMLAND 100% Alberta School Foundation Fund	Taxable Total: 44,870
8958000	SW-23-23-26-4 157.45 Acres	
	C Corporation	
	F LAND T 1 FARMLAND 100% Alberta School Foundation Fund	Taxable Total: 41,710
8959000	NE-24-23-26-4 159.00 Acres	
	C Corporation	
	F LAND T 1 FARMLAND 100% Alberta School Foundation Fund	Taxable Total: 45,830
8960000	NW-24-23-26-4 159.00 Acres	
	C Corporation	
	F LAND T 1 FARMLAND 100% Alberta School Foundation Fund	Taxable Total: 47,580



2019 Assessment Roll (Valuation Date 1-July, 2019) 2020 Taxation Year, Wheatland County

Assessment Year: 2019
Tax Year: 2020

Roll	Legal Address					Total
8961000	SE-24-23-26-4	151.18 Acres	North of Road C Corporation			
	F LAND		T 1 FARMLAND	Taxable Total:		43,990
			100% Alberta School Foundation Fund			
8962000	SE-24-23-26-4	8.82 Acres	South of Road C Corporation			
	F LAND		T 1 FARMLAND	Taxable Total:		730
			100% Alberta School Foundation Fund			
8963000	SW-24-23-26-4	160.00 Acres	C Corporation			
	F LAND		T 1 FARMLAND	Taxable Total:		46,290
			100% Alberta School Foundation Fund			
8964000	NE-25-23-26-4	160.00 Acres	C Corporation			
	F LAND		T 1 FARMLAND	Taxable Total:		38,900
			100% Alberta School Foundation Fund			
8965000	NW-25-23-26-4	160.00 Acres	C Corporation			
	F LAND		T 1 FARMLAND	Taxable Total:		46,240
			100% Alberta School Foundation Fund			
8966000	SE-25-23-26-4	159.00 Acres	C Corporation			
	F LAND		T 1 FARMLAND	Taxable Total:		43,140
			100% Alberta School Foundation Fund			
8967000	SW-25-23-26-4	159.00 Acres	C Corporation			
	F LAND		T 1 FARMLAND	Taxable Total:		47,440
			100% Alberta School Foundation Fund			
8968000	NE-26-23-26-4	160.00 Acres	I Individual			
	F LAND		T 1 FARMLAND	Taxable Total:		47,880
			100% Alberta School Foundation Fund			
8969000	NW-26-23-26-4	157.45 Acres	I Individual			
	F LAND		T 1 FARMLAND	Taxable Total:		47,220



2019 Assessment Roll (Valuation Date 1-July, 2019) 2020 Taxation Year, Wheatland County

Assessment Year: 2019
Tax Year: 2020

Roll	Legal Address						Total
100% Alberta School Foundation Fund							
8970000	SE-26-23-26-4	158.99 Acres					
			I Individual				
	F	LAND	T	1	FARMLAND	Taxable Total:	47,580
100% Alberta School Foundation Fund							
8971000	SW-26-23-26-4	156.46 Acres					
			I Individual				
	F	LAND	T	1	FARMLAND	Taxable Total:	46,980
100% Alberta School Foundation Fund							
8972000	NE-27-23-26-4	157.45 Acres					
			C Corporation				
	F	LAND	T	1	FARMLAND	Taxable Total:	43,120
100% The Golden Hills Reg. Div. 15							
8973000	NW-27-23-26-4	160.00 Acres					
			I Individual				
	F	LAND	T	1	FARMLAND	Taxable Total:	38,290
100% Alberta School Foundation Fund							
8974000	SE-27-23-26-4	146.62 Acres					
	262010 TWP RD 234		I Individual				
	F	LAND & IMPROVEMENTS	T	1	FARMLAND		21,610
	R		T	103	RESIDENTIAL LAND & IMPROVEMENTS		481,410
			Taxable Total:				503,020
	R		E	901	RURAL RESIDENCE EXEMPTION (RAP)		42,490
			100% Alberta School Foundation Fund				Totals: 545,510
8974010	9110892 1 SE-27-23-26-4	9.85 Acres					
	262036 TWP RD 234		Southwest Corner Natural Landscapes				
			I Individual				
	R	LAND & IMPROVEMENTS	T	103	RESIDENTIAL LAND & IMPROVEMENTS		403,210
	NR		T	105	NON-RESEIDENTIAL LAND & IMPROVEMENTS		104,090
			100% Alberta School Foundation Fund				Taxable Total: 507,300
8975000	SW-27-23-26-4	159.00 Acres					
			I Individual				
	F	LAND	T	1	FARMLAND	Taxable Total:	34,080
100% Alberta School Foundation Fund							
8976000	NE-28-23-26-4	160.00 Acres					
			I Individual				
	F	LAND	T	1	FARMLAND	Taxable Total:	22,420



2019 Assessment Roll (Valuation Date 1-July, 2019) 2020 Taxation Year, Wheatland County

Assessment Year: 2019
Tax Year: 2020

Roll	Legal Address					Total
100% Alberta School Foundation Fund						
8977000	NW-28-23-26-4	159.57 Acres				
			I Individual			
	F	LAND	T	1	FARMLAND	Taxable Total: 42,320
100% Alberta School Foundation Fund						
8978000	SE-28-23-26-4	159.00 Acres				
			I Individual			
	F	LAND	T	1	FARMLAND	Taxable Total: 22,420
100% Alberta School Foundation Fund						
8979000	SW-28-23-26-4	159.00 Acres				
			I Individual			
	F	LAND	T	1	FARMLAND	Taxable Total: 40,970
100% Alberta School Foundation Fund						
8980000	NE-29-23-26-4	82.14 Acres				
			Southeast of Canal I Individual			
	F	LAND	T	1	FARMLAND	Taxable Total: 20,430
100% Alberta School Foundation Fund						
8980010	9310499 1 NE-29-23-26-4 3.58 Acres 234080 RGE RD 264		NE Corner South of Railway I Individual			
	F	LAND & IMPROVEMENTS	T	1	FARMLAND	130
	R		T	103	RESIDENTIAL LAND & IMPROVEMENTS	311,170
			Taxable Total:			311,300
	R		E	901	RURAL RESIDENCE EXEMPTION (RAP)	130
100% Alberta School Foundation Fund						
			Totals:			311,430
8980020	RY11 NE-29-23-26-4 15.34 Acres 234082 RGE RD 264		Abandoned Railway I Individual			
	F	LAND & IMPROVEMENTS	T	1	FARMLAND	1,410
	R		T	101	RESIDENTIAL IMPROVEMENT NIL RAP ALLOW	52,800
	R		T	103	RESIDENTIAL LAND & IMPROVEMENTS	196,000
100% Alberta School Foundation Fund						
			Taxable Total:			250,210
8981000	NE-29-23-26-4	59.60 Acres	Northeast of Railway C Corporation			
	F	LAND	T	1	FARMLAND	Taxable Total: 13,770
100% The Golden Hills Reg. Div. 15						
8982000	NW-29-23-26-4	153.60 Acres				
C Corporation						



2019 Assessment Roll (Valuation Date 1-July, 2019) 2020 Taxation Year, Wheatland County

Assessment Year: 2019
Tax Year: 2020

Roll	Legal Address				Total
	F LAND	T 1 FARMLAND	Taxable Total:	34,560	
		100% The Golden Hills Reg. Div. 15			
8982010	RY11 NW-29-23-26-4 3.89 Acres 234017B RGE RD 265		Railway Right-of-Way I Individual		
	R LAND & IMPROVEMENTS	T 101 RESIDENTIAL IMPROVEMENT NIL RAP ALLOW		18,700	
	R	T 103 RESIDENTIAL LAND & IMPROVEMENTS		150,400	
		100% Alberta School Foundation Fund	Taxable Total:	169,100	
8983000	NW-29-23-26-4 2.96 Acres		Southeast Corner I Individual		
	F LAND	T 1 FARMLAND	Taxable Total:	620	
		100% Alberta School Foundation Fund			
8984000	SE-29-23-26-4 144.89 Acres		I Individual		
	F LAND	T 1 FARMLAND	Taxable Total:	32,850	
		100% Alberta School Foundation Fund			
8984010	1712471 1 2 SE-29-23-26-4 14.10 Acres 264030 TWP RD 234		Southwest Corner I Individual		
	F LAND & IMPROVEMENTS	T 1 FARMLAND		2,630	
	R	T 103 RESIDENTIAL LAND & IMPROVEMENTS		500,670	
			Taxable Total:	503,300	
	R	E 901 RURAL RESIDENCE EXEMPTION (RAP)		2,630	
		100% Alberta School Foundation Fund	Totals:	505,930	
8985000	SW-29-23-26-4 147.55 Acres		C Corporation		
	F LAND	T 1 FARMLAND	Taxable Total:	33,740	
		100% The Golden Hills Reg. Div. 15			
8985010	RY11 SW-29-23-26-4 11.45 Acres 234017A RGE RD 265		Railway Right-of-Way I Individual		
	F LAND & IMPROVEMENTS	T 1 FARMLAND		960	
	R	T 101 RESIDENTIAL IMPROVEMENT NIL RAP ALLOW		81,800	
	R	T 103 RESIDENTIAL LAND & IMPROVEMENTS		190,700	
		100% Alberta School Foundation Fund	Taxable Total:	273,460	
8986000	NE-30-23-26-4 160.00 Acres		C Corporation		
	F LAND	T 1 FARMLAND	Taxable Total:	38,130	
		100% The Golden Hills Reg. Div. 15			



2019 Assessment Roll (Valuation Date 1-July, 2019) 2020 Taxation Year, Wheatland County

Assessment Year: 2019
Tax Year: 2020

Roll	Legal Address	Total
8987000	NW-30-23-26-4 160.00 Acres	
	C Corporation	
	F LAND T 1 FARMLAND Taxable Total: 40,800	
	100% The Golden Hills Reg. Div. 15	
8988000	SE-30-23-26-4 151.03 Acres	
	C Corporation	
	F LAND T 1 FARMLAND Taxable Total: 37,400	
	100% The Golden Hills Reg. Div. 15	
8988010	RY11 SE-30-23-26-4 7.98 Acres	
	265022 TWP RD 234	
	Railway Right-of-Way	
	I Individual	
	F LAND & IMPROVEMENTS T 1 FARMLAND 500	
	R T 101 RESIDENTIAL IMPROVEMENT NIL RAP ALLOW 86,100	
	R T 103 RESIDENTIAL LAND & IMPROVEMENTS 179,000	
	100% Alberta School Foundation Fund Taxable Total: 265,600	
8989000	SW-30-23-26-4 159.00 Acres	
	C Corporation	
	F LAND T 1 FARMLAND Taxable Total: 40,160	
	100% Alberta School Foundation Fund	
8990000	NE-31-23-26-4 153.75 Acres	
	I Individual	
	F LAND T 1 FARMLAND Taxable Total: 36,460	
	100% The Golden Hills Reg. Div. 15	
8990500	IRRI172 RW 23 N -31-23-26-4 11.58 Acres	
	CANAL:NE 6.25a;NW5.33a	
	P Provincial	
	NR LAND E 167 WESTERN IRRIGATION DIST EXEMPT Exempt Total: 266,200	
	100% Alberta School Foundation Fund	
8991000	NW-31-23-26-4 154.67 Acres	
	I Individual	
	F LAND T 1 FARMLAND Taxable Total: 39,720	
	100% The Golden Hills Reg. Div. 15	
8992000	SE-31-23-26-4 160.00 Acres	
	I Individual	
	F LAND T 1 FARMLAND Taxable Total: 36,540	
	100% The Golden Hills Reg. Div. 15	



2019 Assessment Roll (Valuation Date 1-July, 2019) 2020 Taxation Year, Wheatland County

Assessment Year: 2019
Tax Year: 2020

Roll	Legal Address	Total
8993000	SW-31-23-26-4 160.00 Acres	
	I Individual	
	F LAND T 1 FARMLAND 100% The Golden Hills Reg. Div. 15	Taxable Total: 39,190
8994000	NE-32-23-26-4 160.00 Acres 235050 RGE RD 264	
	I Individual	
	F LAND & IMPROVEMENTS T 1 FARMLAND	35,390
	R T 103 RESIDENTIAL LAND & IMPROVEMENTS	587,090
		Taxable Total: 622,480
	R E 901 RURAL RESIDENCE EXEMPTION (RAP)	92,310
	R E 903 FARM BUILDING EXEMPT	14,310
	100% The Golden Hills Reg. Div. 15	Exempt Total: 106,620
		Totals: 729,100
8995000	NW-32-23-26-4 160.00 Acres	
	I Individual	
	F LAND T 1 FARMLAND 100% The Golden Hills Reg. Div. 15	Taxable Total: 34,350
8996000	SE-32-23-26-4 159.98 Acres	
	I Individual	
	F LAND T 1 FARMLAND 100% The Golden Hills Reg. Div. 15	Taxable Total: 34,180
8997000	SW-32-23-26-4 160.00 Acres	
	I Individual	
	F LAND T 1 FARMLAND 100% The Golden Hills Reg. Div. 15	Taxable Total: 36,610
8998000	NE-33-23-26-4 98.99 Acres 263021 TWP RD 240	
	North of Railway, S of Canal	
	I Individual	
	F LAND T 1 FARMLAND 100% Alberta School Foundation Fund	Taxable Total: 22,780
8998005	IRR173 RW 23 N -33-23-26-4 25.00 Acres	
	18.0a NE & 7.0a NW	
	P Provincial	
	NR LAND E 167 WESTERN IRRIGATION DIST EXEMPT 100% Alberta School Foundation Fund	Exempt Total: 177,080
8998010	RY11 NE-33-23-26-4 10.22 Acres 235064A RGE RD 263	
	Railway Right-of-Way	
	I Individual	
	F LAND & IMPROVEMENTS T 1 FARMLAND	430



2019 Assessment Roll (Valuation Date 1-July, 2019) 2020 Taxation Year, Wheatland County

Assessment Year: 2019
Tax Year: 2020

Roll	Legal Address				Total
	R	T 101	RESIDENTIAL IMPROVEMENT NIL RAP ALLOW		76,700
	R	T 103	RESIDENTIAL LAND & IMPROVEMENTS		162,000
		100%	Alberta School Foundation Fund	Taxable Total:	239,130
8998020	0812400 1 1 NE-33-23-26-4 3.61 Acres 235070B RGE RD 263			NE CORNER, E. OF CANAL I Individual	
	R LAND & IMPROVEMENTS	T 103	RESIDENTIAL LAND & IMPROVEMENTS	Taxable Total:	444,100
		100%	Alberta School Foundation Fund		
8998030	0812400 1 2 NE-33-23-26-4 4.40 Acres 235070A RGE RD 263			SE CORNER LSD 16 I Individual	
	R LAND & IMPROVEMENTS	T 103	RESIDENTIAL LAND & IMPROVEMENTS	Taxable Total:	540,100
		100%	Alberta School Foundation Fund		
8999000	NE-33-23-26-4 24.78 Acres			South of Railway C Corporation	
	F LAND	T 1	FARMLAND	Taxable Total:	5,660
		100%	The Golden Hills Reg. Div. 15		
9000000	0912751 3 1 NW-33-23-26-4 148.85 Acres			I Individual	
	F LAND	T 1	FARMLAND	Taxable Total:	36,000
		100%	Alberta School Foundation Fund		
9000010	0912750 2 1 NW-33-23-26-4 4.15 Acres 235053 RGE RD 264			Central West Side I Individual	
	F LAND & IMPROVEMENTS	T 1	FARMLAND		250
	R	T 103	RESIDENTIAL LAND & IMPROVEMENTS		444,170
				Taxable Total:	444,420
	R	E 901	RURAL RESIDENCE EXEMPTION (RAP)		27,230
		100%	Alberta School Foundation Fund	Totals:	471,650
9001000	SE-33-23-26-4 150.79 Acres			Southeast of Railway C Corporation	
	F LAND	T 1	FARMLAND	Taxable Total:	41,890
		100%	The Golden Hills Reg. Div. 15		
9001010	RY11 SE-33-23-26-4 5.04 Acres 235064B RGE RD 263			Railway Right-of-Way I Individual	
	R LAND & IMPROVEMENTS	T 101	RESIDENTIAL IMPROVEMENT NIL RAP ALLOW		25,600
	R	T 103	RESIDENTIAL LAND & IMPROVEMENTS		157,400
		100%	Alberta School Foundation Fund	Taxable Total:	183,000



2019 Assessment Roll (Valuation Date 1-July, 2019) 2020 Taxation Year, Wheatland County

Assessment Year: 2019
Tax Year: 2020

Roll	Legal Address	Total
9002000	9913366 3 SW-33-23-26-4 3.00 Acres 235003 RGE RD 264	SOUTHWEST CORNER I Individual
	R LAND & IMPROVEMENTS T 103 RESIDENTIAL LAND & IMPROVEMENTS 100% Christ The Redeemer Reg. 3	Taxable Total: 571,000
9003000	9913366 4 S -33-23-26-4 94.40 Acres	NORTHWEST OF RAILWAY I Individual
	F LAND T 1 FARMLAND 100% Alberta School Foundation Fund	Taxable Total: 26,980
9003010	RY11 SW-33-23-26-4 15.27 Acres 234081 RGE RD 264	Railway Right-of-Way I Individual
	R LAND & IMPROVEMENTS T 101 RESIDENTIAL IMPROVEMENT NIL RAP ALLOW	195,300
	R T 103 RESIDENTIAL LAND & IMPROVEMENTS 100% Alberta School Foundation Fund	293,900
		Taxable Total: 489,200
9004000	SW-33-23-26-4 53.00 Acres	SOUTHEAST OF RAILWAY C Corporation
	F LAND T 1 FARMLAND 100% The Golden Hills Reg. Div. 15	Taxable Total: 14,410
9005000	NE-34-23-26-4 157.45 Acres	C Corporation
	F LAND T 1 FARMLAND 100% Alberta School Foundation Fund	Taxable Total: 43,660
9006000	NW-34-23-26-4 132.20 Acres	Southeast of Railway I Individual
	F LAND T 1 FARMLAND 100% Alberta School Foundation Fund	Taxable Total: 38,020
9006010	RY11 NW-34-23-26-4 9.20 Acres 262071 TWP RD 240	Railway Right-of-Way I Individual
	F LAND & IMPROVEMENTS T 1 FARMLAND	520
	R T 101 RESIDENTIAL IMPROVEMENT NIL RAP ALLOW	113,000
	R T 103 RESIDENTIAL LAND & IMPROVEMENTS 100% Alberta School Foundation Fund	179,000
		Taxable Total: 292,520
9007000	NW-34-23-26-4 18.60 Acres 262091 TWP RD 240	Northeast of Railway C Corporation
	F LAND & IMPROVEMENTS T 1 FARMLAND	3,190
	R T 103 RESIDENTIAL LAND & IMPROVEMENTS	397,160
		Taxable Total: 400,350



2019 Assessment Roll (Valuation Date 1-July, 2019) 2020 Taxation Year, Wheatland County

Assessment Year: 2019
Tax Year: 2020

Roll	Legal Address						Total
9008000	R		E	901	RURAL RESIDENCE EXEMPTION (RAP)		30,770
	R		E	903	FARM BUILDING EXEMPT		6,540
				100%	The Golden Hills Reg. Div. 15	Exempt Total:	37,310
						Totals:	437,660
9008000	SE-34-23-26-4	157.45 Acres					
	235026 HWY 24					C Corporation	
	F	LAND & IMPROVEMENTS	T	1	FARMLAND		46,990
	R		T	101	RESIDENTIAL IMPROVEMENT NIL RAP ALLOW		69,600
	R		T	103	RESIDENTIAL LAND & IMPROVEMENTS		658,810
						Taxable Total:	775,400
	R		E	901	RURAL RESIDENCE EXEMPTION (RAP)		92,310
	R		E	903	FARM BUILDING EXEMPT		11,830
				100%	Alberta School Foundation Fund	Exempt Total:	104,140
						Totals:	879,540
9009000	SW-34-23-26-4	160.00 Acres				I Individual	
	F	LAND	T	1	FARMLAND	Taxable Total:	45,430
				100%	Alberta School Foundation Fund		
9010000	NE-35-23-26-4	160.00 Acres				C Corporation	
	F	LAND	T	1	FARMLAND	Taxable Total:	45,080
				100%	Alberta School Foundation Fund		
9011000	NW-35-23-26-4	157.45 Acres				C Corporation	
	F	LAND	T	1	FARMLAND	Taxable Total:	47,560
				100%	Alberta School Foundation Fund		
9012000	SE-35-23-26-4	160.00 Acres				C Corporation	
	F	LAND	T	1	FARMLAND	Taxable Total:	41,070
				100%	Alberta School Foundation Fund		
9013000	SW-35-23-26-4	157.45 Acres				C Corporation	
	235013 HWY 24						
	F	LAND & IMPROVEMENTS	T	1	FARMLAND		46,740
	R		T	103	RESIDENTIAL LAND & IMPROVEMENTS		357,960
						Taxable Total:	404,700
	R		E	901	RURAL RESIDENCE EXEMPTION (RAP)		61,540
	R		E	903	FARM BUILDING EXEMPT		18,840



2019 Assessment Roll (Valuation Date 1-July, 2019) 2020 Taxation Year, Wheatland County

Assessment Year: 2019
Tax Year: 2020

Roll	Legal Address			Total
		100% Alberta School Foundation Fund	Exempt Total:	80,380
			Totals:	485,080
9014000	NE-36-23-26-4 157.00 Acres		I Individual	
	F LAND	T 1 FARMLAND	Taxable Total:	18,340
		100% The Golden Hills Reg. Div. 15		
9014010	1010845 1 1 NE-36-23-26-4 3.00 Acres 235056 RGE RD 260		50m S OF NE CORNER LSD 9	
			I Individual	
	R LAND & IMPROVEMENTS	T 103 RESIDENTIAL LAND & IMPROVEMENTS		749,850
	R	E 901 RURAL RESIDENCE EXEMPTION (RAP)		22,250
		100% Alberta School Foundation Fund	Totals:	772,100
9015000	NW-36-23-26-4 159.82 Acres 235079 RGE RD 261		I Individual	
	F LAND & IMPROVEMENTS	T 1 FARMLAND		29,920
	R	T 101 RESIDENTIAL IMPROVEMENT NIL RAP ALLOW		117,700
	R	T 103 RESIDENTIAL LAND & IMPROVEMENTS		281,300
		100% Alberta School Foundation Fund	Taxable Total:	428,920
9016000	SE-36-23-26-4 160.00 Acres		I Individual	
	F LAND	T 1 FARMLAND	Taxable Total:	44,480
		100% Alberta School Foundation Fund		
9017000	SW-36-23-26-4 160.00 Acres		I Individual	
	F LAND	T 1 FARMLAND	Taxable Total:	43,190
		100% The Golden Hills Reg. Div. 15		
9018000	NE-1-24-26-4 140.02 Acres 240072 RGE RD 260		I Individual	
	F LAND & IMPROVEMENTS	T 1 FARMLAND		28,230
	R	T 103 RESIDENTIAL LAND & IMPROVEMENTS		281,470
			Taxable Total:	309,700
	R	E 901 RURAL RESIDENCE EXEMPTION (RAP)		28,230
		100% Alberta School Foundation Fund	Totals:	337,930
9018010	9010356 2 NE-1-24-26-4 20.02 Acres 240084 RGE RD 260		North Half LSD 16	
			I Individual	
	F LAND & IMPROVEMENTS	T 1 FARMLAND		2,310
	R	T 103 RESIDENTIAL LAND & IMPROVEMENTS		343,390



2019 Assessment Roll (Valuation Date 1-July, 2019) 2020 Taxation Year, Wheatland County

Assessment Year: 2019
Tax Year: 2020

Roll	Legal Address				Total
	R		E 901	RURAL RESIDENCE EXEMPTION (RAP)	Taxable Total: 345,700
			100%	Alberta School Foundation Fund	2,310
9019000	NW-1-24-26-4	121.94 Acres			Totals: 348,010
	F LAND		T 1	FARMLAND	I Individual
			100%	Alberta School Foundation Fund	Taxable Total: 28,470
9019010	9010356 4 NW-1-24-26-4 19.64 Acres				West Half LSD 13
	240071 RGE RD 261				I Individual
	F LAND & IMPROVEMENTS		T 1	FARMLAND	1,720
	R		T 103	RESIDENTIAL LAND & IMPROVEMENTS	613,480
					Taxable Total: 615,200
	R		E 901	RURAL RESIDENCE EXEMPTION (RAP)	1,720
	R		E 903	FARM BUILDING EXEMPT	25,770
			100%	Alberta School Foundation Fund	Exempt Total: 27,490
					Totals: 642,690
9019020	0914823 5 1 NW-1-24-26-4 13.44 Acres				NW PART LSD 12
	240053 RGE RD 261				I Individual
	F LAND & IMPROVEMENTS		T 1	FARMLAND	1,080
	R		T 103	RESIDENTIAL LAND & IMPROVEMENTS	441,820
					Taxable Total: 442,900
	R		E 901	RURAL RESIDENCE EXEMPTION (RAP)	1,080
	R		E 903	FARM BUILDING EXEMPT	138,780
			100%	Alberta School Foundation Fund	Exempt Total: 139,860
					Totals: 582,760
9019030	0914823 5 2 NW-1-24-26-4 4.99 Acres				SW CORNER
					I Individual
	F LAND		T 1	FARMLAND	Taxable Total: 1,050
			100%	Alberta School Foundation Fund	
9020000	9810800 6 SE-1-24-26-4 119.13 Acres				WEST HALF & WEST PART LSD 1&8
	260012 TWP RD 240				I Individual
	F LAND & IMPROVEMENTS		T 1	FARMLAND	32,260
	R		T 103	RESIDENTIAL LAND & IMPROVEMENTS	264,240
					Taxable Total: 296,500
	R		E 901	RURAL RESIDENCE EXEMPTION (RAP)	32,260
			100%	Alberta School Foundation Fund	Totals: 328,760



2019 Assessment Roll (Valuation Date 1-July, 2019) 2020 Taxation Year, Wheatland County

Assessment Year: 2019
Tax Year: 2020

Roll	Legal Address				Total
9020010	9810800 5 SE-1-24-26-4 16.21 Acres 240030 RGE RD 260			NORTHEAST CORNER I Individual	
	F LAND & IMPROVEMENTS	T 1	FARMLAND		2,900
	R	T 103	RESIDENTIAL LAND & IMPROVEMENTS		413,630
				Taxable Total:	416,530
	R	E 901	RURAL RESIDENCE EXEMPTION (RAP)		2,900
	R	E 903	FARM BUILDING EXEMPT		3,430
		100%	Alberta School Foundation Fund	Exempt Total:	6,330
				Totals:	422,860
9020020	1811393 6 1 SE-1-24-26-4 24.98 Acres 260002 TWP RD 240			EASTERLY PART LSD 1 I Individual	
	F LAND & IMPROVEMENTS	T 1	FARMLAND		2,560
	R	T 103	RESIDENTIAL LAND & IMPROVEMENTS		431,540
				Taxable Total:	434,100
	R	E 901	RURAL RESIDENCE EXEMPTION (RAP)		2,560
		100%	Alberta School Foundation Fund	Totals:	436,660
9021000	SW-1-24-26-4 119.92 Acres			I Individual	
	F LAND	T 1	FARMLAND	Taxable Total:	34,160
		100%	Alberta School Foundation Fund		
9021010	9010356 1 SW-1-24-26-4 40.06 Acres 260056 TWP RD 240			E 1073'/E 1320' & S Hlf LSD 3 C Corporation	
	F LAND & IMPROVEMENTS	T 1	FARMLAND		8,390
	R	T 103	RESIDENTIAL LAND & IMPROVEMENTS		457,310
				Taxable Total:	465,700
	R	E 901	RURAL RESIDENCE EXEMPTION (RAP)		8,390
		100%	Alberta School Foundation Fund	Totals:	474,090
9022000	NE-2-24-26-4 74.77 Acres 240072 RGE RD 261			North Half I Individual	
	F LAND & IMPROVEMENTS	T 1	FARMLAND		7,400
	R	T 103	RESIDENTIAL LAND & IMPROVEMENTS		577,980
				Taxable Total:	585,380
	R	E 901	RURAL RESIDENCE EXEMPTION (RAP)		7,400
	R	E 903	FARM BUILDING EXEMPT		341,520
		100%	Alberta School Foundation Fund	Exempt Total:	348,920
				Totals:	934,300



2019 Assessment Roll (Valuation Date 1-July, 2019) 2020 Taxation Year, Wheatland County

Assessment Year: 2019
Tax Year: 2020

Roll	Legal Address				Total
9022010	NE-2-24-26-4	80.00 Acres	South Half I Individual		
	F LAND & IMPROVEMENTS	T 1 FARMLAND			10,770
	R	T 103 RESIDENTIAL LAND & IMPROVEMENTS			369,260
			Taxable Total:		380,030
	R	E 901 RURAL RESIDENCE EXEMPTION (RAP)			82,400
	R	E 903 FARM BUILDING EXEMPT			135,050
		100% The Golden Hills Reg. Div. 15	Exempt Total:		217,450
			Totals:		597,480
9023000	NE-2-24-26-4	1.38 Acres	NW Corner - NW of Railway M Municipal		
	NR LAND	E 155 WHEATLAND COUNTY EXEMPT	Exempt Total:		128,690
		100% Alberta School Foundation Fund			
9024000	NW-2-24-26-4	59.93 Acres	Southeast of Railway I Individual		
	F LAND & IMPROVEMENTS	T 1 FARMLAND			8,500
	R	T 103 RESIDENTIAL LAND & IMPROVEMENTS			426,680
			Taxable Total:		435,180
	R	E 901 RURAL RESIDENCE EXEMPTION (RAP)			8,500
	R	E 903 FARM BUILDING EXEMPT			2,770
		100% Alberta School Foundation Fund	Exempt Total:		11,270
			Totals:		446,450
9025000	5459JK A NW-2-24-26-4	37.34 Acres	N of Rlwy - N Half LSD 13 & 14 I Individual		
	F LAND & IMPROVEMENTS	T 1 FARMLAND			3,540
	R	T 103 RESIDENTIAL LAND & IMPROVEMENTS			422,060
			Taxable Total:		425,600
	R	E 901 RURAL RESIDENCE EXEMPTION (RAP)			3,540
	R	E 903 FARM BUILDING EXEMPT			16,390
		100% Alberta School Foundation Fund	Exempt Total:		19,930
			Totals:		445,530
9026000	5459JK B NW-2-24-26-4	37.34 Acres	LSD 11/12 & S Hlf LSD 13 & 14 Wildrose Auction I Individual		
	F LAND & IMPROVEMENTS	T 1 FARMLAND			2,600
	R	T 103 RESIDENTIAL LAND & IMPROVEMENTS			247,980
	NR	T 105 NON-RESEIDENTIAL LAND & IMPROVEMENTS			562,790
			Taxable Total:		813,370
	R	E 901 RURAL RESIDENCE EXEMPTION (RAP)			2,600



2019 Assessment Roll (Valuation Date 1-July, 2019) 2020 Taxation Year, Wheatland County

Assessment Year: 2019
Tax Year: 2020

Roll	Legal Address				Total
		100% Alberta School Foundation Fund	Totals:		815,970
9026010	RY11 NW-2-24-26-4 14.49 Acres 240045 HWY 24		Railway Right-of-way C Corporation		
	F LAND & IMPROVEMENTS	T 1 FARMLAND			1,190
	R	T 101 RESIDENTIAL IMPROVEMENT NIL RAP ALLOW			79,800
	R	T 103 RESIDENTIAL LAND & IMPROVEMENTS			162,000
		100% Alberta School Foundation Fund	Taxable Total:		242,990
9026020	0011714 1 NE-2-24-26-4 5.69 Acres 241026B RGE RD 261		NORTHWEST CORNER & PTN SE 11 C Corporation		
	R LAND	T 104 RESIDENTIAL VACANT LAND	Taxable Total:		141,100
		100% Alberta School Foundation Fund			
9027000	SE-2-24-26-4 160.00 Acres		I Individual		
	F LAND	T 1 FARMLAND	Taxable Total:		45,470
		100% Alberta School Foundation Fund			
9028000	SW-2-24-26-4 144.75 Acres		I Individual		
	F LAND	T 1 FARMLAND	Taxable Total:		37,180
		100% Alberta School Foundation Fund			
9028001	1611661 8 1 SW-2-24-26-4 1.57 Acres 5 MALONE AVE		S of NW corner 242 m LSD 5 I Individual		
	R LAND & IMPROVEMENTS	T 103 RESIDENTIAL LAND & IMPROVEMENTS	Taxable Total:		512,200
		100% Alberta School Foundation Fund			
9029000	NE-3-24-26-4 151.44 Acres		I Individual		
	F LAND	T 1 FARMLAND	Taxable Total:		30,640
		100% The Golden Hills Reg. Div. 15			
9029010	9911548 10 7 NE-3-24-26-4 4.10 Acres 102 ELEVATOR ST		C Corporation		
	F LAND & IMPROVEMENTS	T 1 FARMLAND			110
	R	T 101 RESIDENTIAL IMPROVEMENT NIL RAP ALLOW			169,400
	R	T 103 RESIDENTIAL LAND & IMPROVEMENTS			170,500
		100% Alberta School Foundation Fund	Taxable Total:		340,010
9030000	8311822 2 NE-3-24-26-4 2.13 Acres 240046A HWY 24		Southeast Corner, N of Railway I Individual		



2019 Assessment Roll (Valuation Date 1-July, 2019) 2020 Taxation Year, Wheatland County

Assessment Year: 2019
Tax Year: 2020

Roll	Legal Address					Total
	R	LAND & IMPROVEMENTS	T	103	RESIDENTIAL LAND & IMPROVEMENTS	Taxable Total: 361,300
9031000	1612580 1 3	NE-3-24-26-4 2.06 Acres			100% Alberta School Foundation Fund	West 83.1 m of SE corner I Individual
	R	LAND & IMPROVEMENTS	T	103	RESIDENTIAL LAND & IMPROVEMENTS	Taxable Total: 437,600
9032000	NW-3-24-26-4	152.70 Acres			100% Alberta School Foundation Fund	C Corporation
	F	LAND	T	1	FARMLAND	Taxable Total: 30,330
9034000	1611071 12 1	SE-3-24-26-4 47.16 Acres			100% The Golden Hills Reg. Div. 15	NW part including Aband.RLY I Individual
	F	LAND	T	1	FARMLAND	Taxable Total: 8,370
9034020	9911548 10 16	SE-3-24-26-4 7.59 Acres			100% The Golden Hills Reg. Div. 15	C Corporation
	F	LAND	T	1	FARMLAND	Taxable Total: 1,010
9035000	SE-3-24-26-4	1.75 Acres			100% Alberta School Foundation Fund	SW portion of Right-of-Way C Corporation
	F	LAND	T	1	FARMLAND	Taxable Total: 380
9036000	SW-3-24-26-4	73.10 Acres			100% The Golden Hills Reg. Div. 15	West Half C Corporation
	F	LAND	T	1	FARMLAND	Taxable Total: 9,420
9037000	SW-3-24-26-4	68.59 Acres			100% The Golden Hills Reg. Div. 15	East Half I Individual
	F	LAND	T	1	FARMLAND	Taxable Total: 19,600
9038000	SW-3-24-26-4	5.10 Acres			100% The Golden Hills Reg. Div. 15	SE Corner C Corporation
	F	LAND	T	1	FARMLAND	Taxable Total: 1,090
					100% Alberta School Foundation Fund	



2019 Assessment Roll (Valuation Date 1-July, 2019) 2020 Taxation Year, Wheatland County

Assessment Year: 2019
Tax Year: 2020

Roll	Legal Address	Total
9038010	RY11 SW-3-24-26-4 5.28 Acres 262070 TWP RD 240	Right-of-Way I Individual
	F LAND & IMPROVEMENTS	T 1 FARMLAND 240
	R	T 101 RESIDENTIAL IMPROVEMENT NIL RAP ALLOW 78,000
	R	T 103 RESIDENTIAL LAND & IMPROVEMENTS 179,000
		100% Alberta School Foundation Fund Taxable Total: 257,240
9039000	NE-4-24-26-4 160.00 Acres	C Corporation
	F LAND	T 1 FARMLAND Taxable Total: 47,090
		100% The Golden Hills Reg. Div. 15
9040000	NW-4-24-26-4 160.00 Acres	C Corporation
	F LAND	T 1 FARMLAND Taxable Total: 41,690
		100% The Golden Hills Reg. Div. 15
9041000	SE-4-24-26-4 160.00 Acres	C Corporation
	F LAND	T 1 FARMLAND Taxable Total: 44,800
		100% The Golden Hills Reg. Div. 15
9042000	SW-4-24-26-4 160.00 Acres	C Corporation
	F LAND	T 1 FARMLAND Taxable Total: 42,950
		100% The Golden Hills Reg. Div. 15
9043000	NE-5-24-26-4 154.86 Acres	I Individual
	F LAND	T 1 FARMLAND Taxable Total: 36,510
		100% Alberta School Foundation Fund
9043010	9010966 1 NE-5-24-26-4 5.14 Acres 240048 RGE RD 264	Southeast Corner Carpentry Shop I Individual
	F LAND & IMPROVEMENTS	T 1 FARMLAND 450
	R	T 103 RESIDENTIAL LAND & IMPROVEMENTS 525,050
	NR	T 105 NON-RESEIDENTIAL LAND & IMPROVEMENTS 112,400
		Taxable Total: 637,900
	R	E 901 RURAL RESIDENCE EXEMPTION (RAP) 450
	R	E 903 FARM BUILDING EXEMPT 6,630
		Exempt Total: 7,080
		Totals: 644,980



2019 Assessment Roll (Valuation Date 1-July, 2019) 2020 Taxation Year, Wheatland County

Assessment Year: 2019
Tax Year: 2020

Roll	Legal Address	50% The Golden Hills Reg. Div. 15 50% Christ The Redeemer Reg. 3	Total
9044000	NW-5-24-26-4 160.00 Acres	C Corporation	
	F LAND	T 1 FARMLAND	Taxable Total: 38,530
		100% Alberta School Foundation Fund	
9045000	SE-5-24-26-4 160.00 Acres 264020 TWP RD 240	C Corporation	
	F LAND & IMPROVEMENTS	T 1 FARMLAND	41,100
	R	T 103 RESIDENTIAL LAND & IMPROVEMENTS	608,500
		Taxable Total:	649,600
	R	E 901 RURAL RESIDENCE EXEMPTION (RAP)	92,310
	R	E 903 FARM BUILDING EXEMPT	18,500
		100% Alberta School Foundation Fund	Exempt Total: 110,810
		Totals:	760,410
9046000	SW-5-24-26-4 160.00 Acres	C Corporation	
	F LAND	T 1 FARMLAND	Taxable Total: 40,060
		100% Alberta School Foundation Fund	
9047000	NE-6-24-26-4 160.00 Acres	C Corporation	
	F LAND	T 1 FARMLAND	Taxable Total: 38,700
		100% Alberta School Foundation Fund	
9048000	9011086 2 NW-6-24-26-4 18.56 Acres 240083A RGE RD 270	Northwest Corner Tandem Equipment I Individual	
	F LAND & IMPROVEMENTS	T 1 FARMLAND	3,330
	R	T 103 RESIDENTIAL LAND & IMPROVEMENTS	690,490
	NR	T 105 NON-RESEIDENTIAL LAND & IMPROVEMENTS	171,480
		Taxable Total:	865,300
	R	E 901 RURAL RESIDENCE EXEMPTION (RAP)	3,330
		100% Alberta School Foundation Fund	Totals: 868,630
9048010	9011081 1 NW-6-24-26-4 21.55 Acres 240083B RGE RD 270	Northeast Corner I Individual	
	F LAND & IMPROVEMENTS	T 1 FARMLAND	4,560
	R	T 103 RESIDENTIAL LAND & IMPROVEMENTS	465,740
		Taxable Total:	470,300
	R	E 901 RURAL RESIDENCE EXEMPTION (RAP)	4,560
		100% The Golden Hills Reg. Div. 15	Totals: 474,860



2019 Assessment Roll (Valuation Date 1-July, 2019) 2020 Taxation Year, Wheatland County

Assessment Year: 2019
Tax Year: 2020

Roll	Legal Address	Total
9048020	9011086 3 NW-6-24-26-4 140.36 Acres F LAND T 1 FARMLAND 100% Alberta School Foundation Fund	North 330 of SW Quarter I Individual Taxable Total: 35,850
9049000	SE-6-24-26-4 160.00 Acres F LAND T 1 FARMLAND 100% Alberta School Foundation Fund	C Corporation Taxable Total: 40,500
9050000	9011086 4 SW-6-24-26-4 136.90 Acres F LAND T 1 FARMLAND 100% Alberta School Foundation Fund	C Corporation Taxable Total: 34,950
9050010	SW-6-24-26-4 1.07 Acres NR LAND E 167 WESTERN IRRIGATION DIST EXEMPT 100% Alberta School Foundation Fund	SW Corner South of Road P Provincial Exempt Total: 60,390
9050500	SW-6-24-26-4 1.28 Acres NR LAND E 167 WESTERN IRRIGATION DIST EXEMPT 100% Alberta School Foundation Fund	W PART OF S ROAD ALLOWANCE P Provincial Exempt Total: 126,140
9051010	1011307 2 1 N -7-24-26-4 5.66 Acres 241063 RGE RD 270 R LAND & IMPROVEMENTS T 103 RESIDENTIAL LAND & IMPROVEMENTS 100% Alberta School Foundation Fund	I Individual Taxable Total: 734,700
9051100	1011307 1 1 N -7-24-26-4 5.22 Acres 2 DURUM DRIVE NR LAND T 105 NON-RESEIDENTIAL LAND & IMPROVEMENTS 100% Alberta School Foundation Fund	NW Corner, Stormwater Pond C Corporation Taxable Total: 31,160
9051110	1011307 1 2 N -7-24-26-4 5.00 Acres 6 DURUM DRIVE NR LAND T 105 NON-RESEIDENTIAL LAND & IMPROVEMENTS 100% Alberta School Foundation Fund	I Individual Taxable Total: 1,150,100
9051120	1011307 1 3 N -7-24-26-4 5.00 Acres 10 DURUM DRIVE NR LAND & IMPROVEMENTS T 105 NON-RESEIDENTIAL LAND & IMPROVEMENTS	Advantage RV Storage & Equipment Sales C Corporation Taxable Total: 1,487,210



2019 Assessment Roll (Valuation Date 1-July, 2019) 2020 Taxation Year, Wheatland County

Assessment Year: 2019
Tax Year: 2020

Roll	Legal Address	Total
100% Alberta School Foundation Fund		
9051130	1711430 1 7 N -7-24-26-4 3.17 Acres 12 DURUM DRIVE	C Corporation
	NR LAND	T 105 NON-RESEIDENTIAL LAND & IMPROVEMENTS
		100% Alberta School Foundation Fund
		735,740
9051135	1711430 1 8 N-7-24-26-4 3.17 Acres 14 DURUM DRIVE	I Individual
	NR LAND	T 105 NON-RESEIDENTIAL LAND & IMPROVEMENTS
		100% Alberta School Foundation Fund
		735,740
9051140	1711430 1 9 N -7-24-26-4 4.00 Acres 18 DURUM DRIVE	C Corporation
	NR LAND	T 105 NON-RESEIDENTIAL LAND & IMPROVEMENTS
		100% Alberta School Foundation Fund
		923,670
9051145	1711430 1 10 N-7-24-26-4 4.00 Acres 22 DURUM DRIVE	I Individual
	NR LAND	T 105 NON-RESEIDENTIAL LAND & IMPROVEMENTS
		100% Alberta School Foundation Fund
		923,670
9051150	1711430 1 11 N -7-24-26-4 3.00 Acres 26 DURUM DRIVE	C Corporation
	NR LAND	T 105 NON-RESEIDENTIAL LAND & IMPROVEMENTS
		100% Alberta School Foundation Fund
		697,250
9051152	1711430 1 12 N-7-24-26-4 3.00 Acres 30 DURUM DRIVE	I Individual
	NR LAND	T 105 NON-RESEIDENTIAL LAND & IMPROVEMENTS
		100% Alberta School Foundation Fund
		697,250
9051154	1711430 1 13 N-7-24-26-4 3.00 Acres 34 DURUM DRIVE	I Individual
	NR LAND	T 105 NON-RESEIDENTIAL LAND & IMPROVEMENTS
		100% Alberta School Foundation Fund
		697,250
9051156	1711430 1 14 N-7-24-26-4 3.00 Acres 38 DURUM DRIVE	I Individual
	NR LAND	T 105 NON-RESEIDENTIAL LAND & IMPROVEMENTS
		100% Alberta School Foundation Fund
		697,250
9051158	1711430 1 15 N-7-24-26-4 3.00 Acres 42 DURUM DRIVE	I Individual



2019 Assessment Roll (Valuation Date 1-July, 2019) 2020 Taxation Year, Wheatland County

Assessment Year: 2019
Tax Year: 2020

Roll	Legal Address				Total
	NR LAND	T 105	NON-RESEIDENTIAL LAND & IMPROVEMENTS	697,250	
			100% Alberta School Foundation Fund		
9051160	1711430 1 16 N-7-24-26-4 3.00 Acres 44 DURUM DRIVE		I Individual		
	NR LAND	T 105	NON-RESEIDENTIAL LAND & IMPROVEMENTS	697,250	
			100% Alberta School Foundation Fund		
9051162	1711430 1 17 N-7-24-26-4 3.00 Acres 46 DURUM DRIVE		I Individual		
	NR LAND	T 105	NON-RESEIDENTIAL LAND & IMPROVEMENTS	697,250	
			100% Alberta School Foundation Fund		
9051164	1711430 1 18 N-7-24-26-4 3.00 Acres 48 DURUM DRIVE		I Individual		
	NR LAND	T 105	NON-RESEIDENTIAL LAND & IMPROVEMENTS	697,250	
			100% Alberta School Foundation Fund		
9051166	1711430 1 19 N-7-24-26-4 3.00 Acres 50 DURUM DRIVE		I Individual		
	NR LAND	T 105	NON-RESEIDENTIAL LAND & IMPROVEMENTS	697,250	
			100% Alberta School Foundation Fund		
9051168	1711430 1 20 N-7-24-26-4 3.00 Acres 52 DURUM DRIVE		I Individual		
	NR LAND	T 105	NON-RESEIDENTIAL LAND & IMPROVEMENTS	697,250	
			100% Alberta School Foundation Fund		
9051200	1011307 2 2 N-7-24-26-4 18.20 Acres 5 DURUM DRIVE		I Individual		
	NR LAND	T 105	NON-RESEIDENTIAL LAND & IMPROVEMENTS	3,207,770	
			100% Alberta School Foundation Fund		
9051300	1011307 3 1 N-7-24-26-4 8.36 Acres 23 DURUM DRIVE		Athabasca Oil Corp Heater Assembly Fac. C Corporation		
	NR LAND & IMPROVEMENTS	T 105	NON-RESEIDENTIAL LAND & IMPROVEMENTS	5,369,550	
			100% Alberta School Foundation Fund		
9051310	1011307 3 2 N-7-24-26-4 5.00 Acres 27 DURUM DRIVE		Midstream Equipment I Individual		
	NR LAND & IMPROVEMENTS	T 105	NON-RESEIDENTIAL LAND & IMPROVEMENTS	1,320,240	
			100% Alberta School Foundation Fund		



2019 Assessment Roll (Valuation Date 1-July, 2019) 2020 Taxation Year, Wheatland County

Assessment Year: 2019
Tax Year: 2020

Roll	Legal Address	Total
9051320	1011307 3 3 N -7-24-26-4 5.00 Acres 31 DURUM DRIVE C Corporation NR LAND T 105 NON-RESEIDENTIAL LAND & IMPROVEMENTS 100% Alberta School Foundation Fund	1,000,080
9051330	1011307 3 4 N -7-24-26-4 5.00 Acres 35 DURUM DRIVE I Individual NR LAND T 105 NON-RESEIDENTIAL LAND & IMPROVEMENTS 100% Alberta School Foundation Fund	1,000,080
9051340	1011307 3 5 N -7-24-26-4 5.00 Acres 39 DURUM DRIVE I Individual NR LAND T 105 NON-RESEIDENTIAL LAND & IMPROVEMENTS 100% Alberta School Foundation Fund	1,000,080
9051350	1011307 3 6 N -7-24-26-4 5.00 Acres 43 DURUM DRIVE Pumptrac C Corporation NR LAND & IMPROVEMENTS T 105 NON-RESEIDENTIAL LAND & IMPROVEMENTS 100% Alberta School Foundation Fund	1,388,420
9051360	1011307 3 7 N -7-24-26-4 5.00 Acres 45 DURUM DRIVE Water Pump Station C Corporation NR LAND & IMPROVEMENTS T 105 NON-RESEIDENTIAL LAND & IMPROVEMENTS 100% Alberta School Foundation Fund	39,270
9051370	1011307 3 8 N -7-24-26-4 5.00 Acres 49 DURUM DRIVE I Individual NR LAND T 105 NON-RESEIDENTIAL LAND & IMPROVEMENTS 100% Alberta School Foundation Fund	1,000,080
9051380	1011307 3 9 N -7-24-26-4 5.00 Acres 53 DURUM DRIVE Medical Marihuana Production Facility I Individual NR LAND & IMPROVEMENTS T 105 NON-RESEIDENTIAL LAND & IMPROVEMENTS 100% Alberta School Foundation Fund	5,948,210
9051400	1011307 4 1 N -8-24-26-4 5.00 Acres 56 DURUM DRIVE C Corporation NR LAND T 105 NON-RESEIDENTIAL LAND & IMPROVEMENTS 100% Alberta School Foundation Fund	172,510
9051405	1011307 4 2 N -8-24-26-4 5.00 Acres 60 DURUM DRIVE C Corporation NR LAND T 105 NON-RESEIDENTIAL LAND & IMPROVEMENTS	172,510



2019 Assessment Roll (Valuation Date 1-July, 2019) 2020 Taxation Year, Wheatland County

Assessment Year: 2019
Tax Year: 2020

Roll	Legal Address	Total
100% Alberta School Foundation Fund		
9051410	1011307 4 3 N -8-24-26-4 5.00 Acres 64 DURUM DRIVE	C Corporation
	NR LAND	T 105 NON-RESEIDENTIAL LAND & IMPROVEMENTS
		100% Alberta School Foundation Fund
		172,510
9051415	1011307 4 4 N -8-24-26-4 5.00 Acres 68 DURUM DRIVE	C Corporation
	NR LAND	T 105 NON-RESEIDENTIAL LAND & IMPROVEMENTS
		100% Alberta School Foundation Fund
		172,510
9051420	1011307 4 5 N -8-24-26-4 5.00 Acres 72 DURUM DRIVE	C Corporation
	NR LAND	T 105 NON-RESEIDENTIAL LAND & IMPROVEMENTS
		100% Alberta School Foundation Fund
		172,510
9051425	1011307 4 6 N -8-24-26-4 5.00 Acres 76 DURUM DRIVE	C Corporation
	NR LAND	T 105 NON-RESEIDENTIAL LAND & IMPROVEMENTS
		100% Alberta School Foundation Fund
		172,510
9051430	1011307 4 7 N -8-24-26-4 5.00 Acres 80 DURUM DRIVE	C Corporation
	NR LAND	T 105 NON-RESEIDENTIAL LAND & IMPROVEMENTS
		100% Alberta School Foundation Fund
		172,510
9051435	1011307 4 8 N -8-24-26-4 5.00 Acres 84 DURUM DRIVE	C Corporation
	NR LAND	T 105 NON-RESEIDENTIAL LAND & IMPROVEMENTS
		100% Alberta School Foundation Fund
		172,510
9051440	1011307 4 9 N -8-24-26-4 5.00 Acres 88 DURUM DRIVE	C Corporation
	NR LAND	T 105 NON-RESEIDENTIAL LAND & IMPROVEMENTS
		100% Alberta School Foundation Fund
		172,510
9051445	1011307 4 10 N -8-24-26-4 5.00 Acres 92 DURUM DRIVE	C Corporation
	NR LAND	T 105 NON-RESEIDENTIAL LAND & IMPROVEMENTS
		100% Alberta School Foundation Fund
		172,510
9051450	1011307 4 11 N -8-24-26-4 5.00 Acres 96 DURUM DRIVE	C Corporation



2019 Assessment Roll (Valuation Date 1-July, 2019) 2020 Taxation Year, Wheatland County

Assessment Year: 2019
Tax Year: 2020

Roll	Legal Address				Total
	NR LAND	T 105	NON-RESEIDENTIAL LAND & IMPROVEMENTS	100% Alberta School Foundation Fund	172,510
9051460	1011307 4 12 N -8-24-26-4 10.00 Acres 100 DURUM DRIVE			C Corporation	
	NR LAND	T 105	NON-RESEIDENTIAL LAND & IMPROVEMENTS	100% Alberta School Foundation Fund	323,460
9051470	1011307 4 13 N -8-24-26-4 3.74 Acres 110 DURUM DRIVE			NE Corner, Stormwater Pond C Corporation	
	NR LAND	T 105	NON-RESEIDENTIAL LAND & IMPROVEMENTS	100% Alberta School Foundation Fund	25,410
9051500	1011307 5 1 N -8-24-26-4 6.87 Acres 57 DURUM DRIVE			C Corporation	
	NR LAND	T 105	NON-RESEIDENTIAL LAND & IMPROVEMENTS	100% Alberta School Foundation Fund	66,370
9051510	1011307 5 2 N -8-24-26-4 5.00 Acres 61 DURUM DRIVE			C Corporation	
	NR LAND	T 105	NON-RESEIDENTIAL LAND & IMPROVEMENTS	100% Alberta School Foundation Fund	50,000
9051520	1011307 5 3 N -8-24-26-4 5.00 Acres 65 DURUM DRIVE			C Corporation	
	NR LAND	T 105	NON-RESEIDENTIAL LAND & IMPROVEMENTS	100% Alberta School Foundation Fund	50,000
9051530	1011307 5 4 N -8-24-26-4 5.00 Acres 69 DURUM DRIVE			C Corporation	
	NR LAND	T 105	NON-RESEIDENTIAL LAND & IMPROVEMENTS	100% Alberta School Foundation Fund	50,000
9051600	1011307 6 1 N -8-24-26-4 5.00 Acres 73 DURUM DRIVE			C Corporation	
	NR LAND	T 105	NON-RESEIDENTIAL LAND & IMPROVEMENTS	100% Alberta School Foundation Fund	50,000
9051610	1011307 6 2 N -8-24-26-4 5.00 Acres 77 DURUM DRIVE			C Corporation	
	NR LAND	T 105	NON-RESEIDENTIAL LAND & IMPROVEMENTS	100% Alberta School Foundation Fund	50,000



2019 Assessment Roll (Valuation Date 1-July, 2019) 2020 Taxation Year, Wheatland County

Assessment Year: 2019
Tax Year: 2020

Roll	Legal Address	Total
9051620	1011307 6 3 N -8-24-26-4 5.00 Acres 81 DURUM DRIVE C Corporation	
	NR LAND T 105 NON-RESEIDENTIAL LAND & IMPROVEMENTS 100% Alberta School Foundation Fund	50,000
9051630	1011307 6 4 N -8-24-26-4 5.00 Acres 85 DURUM DRIVE C Corporation	
	NR LAND T 105 NON-RESEIDENTIAL LAND & IMPROVEMENTS 100% Alberta School Foundation Fund	50,000
9051640	1011307 6 5 N -8-24-26-4 5.00 Acres 89 DURUM DRIVE C Corporation	
	NR LAND T 105 NON-RESEIDENTIAL LAND & IMPROVEMENTS 100% Alberta School Foundation Fund	50,000
9051650	1011307 6 6 N -8-24-26-4 5.00 Acres 93 DURUM DRIVE C Corporation	
	NR LAND T 105 NON-RESEIDENTIAL LAND & IMPROVEMENTS 100% Alberta School Foundation Fund	50,000
9051660	1011307 6 7 N -8-24-26-4 5.00 Acres 97 DURUM DRIVE C Corporation	
	NR LAND T 105 NON-RESEIDENTIAL LAND & IMPROVEMENTS 100% Alberta School Foundation Fund	50,000
9051670	1011307 6 8 N -8-24-26-4 5.00 Acres 101 DURUM DRIVE C Corporation	
	NR LAND T 105 NON-RESEIDENTIAL LAND & IMPROVEMENTS 100% Alberta School Foundation Fund	50,000
9051680	1011307 6 9 N -8-24-26-4 5.00 Acres 105 DURUM DRIVE C Corporation	
	NR LAND T 105 NON-RESEIDENTIAL LAND & IMPROVEMENTS 100% Alberta School Foundation Fund	50,000
9051690	1011307 6 10 N -8-24-26-4 4.14 Acres 109 DURUM DRIVE C Corporation	
	NR LAND T 105 NON-RESEIDENTIAL LAND & IMPROVEMENTS 100% Alberta School Foundation Fund	41,540
9051695	1011307 6 11 N -8-24-26-4 60.61 Acres C Corporation	
	F LAND T 1 FARMLAND	Taxable Total: 17,330



2019 Assessment Roll (Valuation Date 1-July, 2019) 2020 Taxation Year, Wheatland County

Assessment Year: 2019
Tax Year: 2020

Roll	Legal Address				Total	
	100% Alberta School Foundation Fund					
9052000	9710707 3	N -7-24-26-4	142.12 Acres		South halves of NE & NW Qrt's C Corporation	
	F	LAND		T 1	FARMLAND	Taxable Total: 39,940
	100% Alberta School Foundation Fund					
9052010	9710707 4	NW-7-24-26-4	3.00 Acres		Southwest Corner of Qrt I Individual	
		241043 RGE RD 270				
	R	LAND & IMPROVEMENTS		T 103	RESIDENTIAL LAND & IMPROVEMENTS	Taxable Total: 514,300
	50% The Golden Hills Reg. Div. 15 50% Christ The Redeemer Reg. 3					
9053000	7510621 OT	N -7-24-26-4	10.14 Acres		Transportation Weight Scale P Provincial	
		265061 HWY 1E				
	NR	LAND & IMPROVEMENTS		E 153	WEIGH SCALES EXEMPT	Exempt Total: 925,090
	100% Alberta School Foundation Fund					
9054000	SE-7-24-26-4		132.99 Acres		C Corporation	
	F	LAND		T 1	FARMLAND	Taxable Total: 35,100
	100% The Golden Hills Reg. Div. 15					
9054010	0812173 1 1	S -7-24-26-4	30.00 Acres		SE CORNER I Individual	
		240083C RGE RD 270				
	F	LAND & IMPROVEMENTS		T 1	FARMLAND	6,270
	R			T 103	RESIDENTIAL LAND & IMPROVEMENTS	1,742,730
					Taxable Total:	1,749,000
	R			E 901	RURAL RESIDENCE EXEMPTION (RAP)	6,270
	R			E 903	FARM BUILDING EXEMPT	89,190
					100% Alberta School Foundation Fund	Exempt Total: 95,460
					Totals:	1,844,460
9055000	SW-7-24-26-4		151.85 Acres		C Corporation	
	F	LAND		T 1	FARMLAND	Taxable Total: 41,910
	100% The Golden Hills Reg. Div. 15					
9057000	0112375 3	N -8-24-26-4	80.33 Acres		SOUTH HALF OF NE & NW QRT I Individual	
	F	LAND		T 1	FARMLAND	Taxable Total: 22,110
	100% Alberta School Foundation Fund					



2019 Assessment Roll (Valuation Date 1-July, 2019) 2020 Taxation Year, Wheatland County

Assessment Year: 2019
Tax Year: 2020

Roll	Legal Address	Total
9057010	0112375 4 NE-8-24-26-4 3.48 Acres 241048 RGE RD 264	SOUTHEAST CORNER I Individual
R	LAND & IMPROVEMENTS	T 103 RESIDENTIAL LAND & IMPROVEMENTS 100% Alberta School Foundation Fund
		Taxable Total: 683,600
9058000	SE-8-24-26-4 155.00 Acres	C Corporation
F	LAND	T 1 FARMLAND 100% Alberta School Foundation Fund
		Taxable Total: 39,970
9058010	0111837 1 1 SE-8-24-26-4 5.00 Acres 241004 RGE RD 264	SOUTHEAST CORNER I Individual
R	LAND & IMPROVEMENTS	T 103 RESIDENTIAL LAND & IMPROVEMENTS 100% Alberta School Foundation Fund
		Taxable Total: 774,700
9059000	SW-8-24-26-4 160.00 Acres	C Corporation
F	LAND	T 1 FARMLAND 100% Alberta School Foundation Fund
		Taxable Total: 37,770
9060000	NE-9-24-26-4 100.00 Acres	LS 9, 10 & S Half of 15 C Corporation
F	LAND	T 1 FARMLAND 100% Alberta School Foundation Fund
		Taxable Total: 26,610
9061000	NE-9-24-26-4 49.96 Acres 241064 RGE RD 263	N Half LS 15 & All of 16 I Individual
F	LAND & IMPROVEMENTS	T 1 FARMLAND
R		T 103 RESIDENTIAL LAND & IMPROVEMENTS
		Taxable Total: 627,640
		638,050
	R	E 901 RURAL RESIDENCE EXEMPTION (RAP)
	R	E 903 FARM BUILDING EXEMPT
		100% Alberta School Foundation Fund
		Exempt Total: 10,410
		16,470
		26,880
		Totals: 664,930
9062000	NW-9-24-26-4 120.00 Acres	LS 11 & 12 & S Half LS C Corporation
F	LAND	T 1 FARMLAND 100% Alberta School Foundation Fund
		Taxable Total: 33,690
9063000	NW-9-24-26-4 29.96 Acres 263049 HWY 1	N Half LS 13 & 14 C Corporation
F	LAND & IMPROVEMENTS	T 1 FARMLAND



2019 Assessment Roll (Valuation Date 1-July, 2019) 2020 Taxation Year, Wheatland County

Assessment Year: 2019
Tax Year: 2020

Roll	Legal Address					Total
	R		T	103	RESIDENTIAL LAND & IMPROVEMENTS	453,920
					Taxable Total:	460,700
	R		E	901	RURAL RESIDENCE EXEMPTION (RAP)	6,780
	R		E	903	FARM BUILDING EXEMPT	22,980
				100%	Alberta School Foundation Fund	29,760
					Exempt Total:	29,760
					Totals:	490,460
9064000	SE-9-24-26-4	120.00 Acres			Westerly 1980' width C Corporation	
	F	LAND	T	1	FARMLAND	
				100%	The Golden Hills Reg. Div. 15	
					Taxable Total:	34,590
9065000	SE-9-24-26-4	40.00 Acres			E 1/2 of LSD 1 & 8	
	241002 RGE RD 263				I Individual	
	F	LAND & IMPROVEMENTS	T	1	FARMLAND	8,770
	R		T	103	RESIDENTIAL LAND & IMPROVEMENTS	514,130
					Taxable Total:	522,900
	R		E	901	RURAL RESIDENCE EXEMPTION (RAP)	8,770
				100%	Alberta School Foundation Fund	531,670
					Totals:	531,670
9066000	SW-9-24-26-4	160.00 Acres			C Corporation	
	F	LAND	T	1	FARMLAND	
				100%	The Golden Hills Reg. Div. 15	
					Taxable Total:	42,820
9067000	1412427 1 1	NE-10-24-26-4 32.93 Acres			N pt LSD 9 & S. pt LSD 16	
	241052A HWY 24				I Individual	
	F	LAND & IMPROVEMENTS	T	1	FARMLAND	5,230
	R		T	103	RESIDENTIAL LAND & IMPROVEMENTS	550,970
					Taxable Total:	556,200
	R		E	901	RURAL RESIDENCE EXEMPTION (RAP)	5,230
	R		E	903	FARM BUILDING EXEMPT	51,910
				100%	Alberta School Foundation Fund	57,140
					Exempt Total:	57,140
					Totals:	613,340
9067010	1412429 2 1	NE-10-24-26-4 100.86 Acres			SE & NW portions	
					I Individual	
	F	LAND	T	1	FARMLAND	
				100%	The Golden Hills Reg. Div. 15	
					Taxable Total:	12,880
9068000	7410053 1	NW-10-24-26-4 36.11 Acres			South Half LS 11 & 12	
	241049 RGE RD 263				I Individual	
	F	LAND & IMPROVEMENTS	T	1	FARMLAND	8,620



2019 Assessment Roll (Valuation Date 1-July, 2019) 2020 Taxation Year, Wheatland County

Assessment Year: 2019
Tax Year: 2020

Roll	Legal Address				Total
	R		T 103	RESIDENTIAL LAND & IMPROVEMENTS	402,380
				Taxable Total:	411,000
	R		E 901	RURAL RESIDENCE EXEMPTION (RAP)	8,620
	R		E 903	FARM BUILDING EXEMPT	13,680
			100%	Alberta School Foundation Fund	22,300
				Exempt Total:	433,300
				Totals:	
9069000	1611511 5 3	NW-10-24-26-4	3.01 Acres	180M east of NW corner LSD 12 Affordable RV & Vehicle Storage C Corporation	
	NR	LAND & IMPROVEMENTS	T 105	NON-RESEIDENTIAL LAND & IMPROVEMENTS	473,620
			100%	Christ The Redeemer Reg. 3	
9069010	1410597 5 1	NW-10-24-26-4	4.00 Acres	N.W. Corner LSD 12 I Individual	
	NR	LAND	T 105	NON-RESEIDENTIAL LAND & IMPROVEMENTS	353,570
			100%	Alberta School Foundation Fund	
9069020	1410597 5 2	NW-10-24-26-4	2.97 Acres	North Central Part LSD 12 I Individual	
		241059 RGE RD 263			
	R	LAND & IMPROVEMENTS	T 103	RESIDENTIAL LAND & IMPROVEMENTS	559,600
			100%	Alberta School Foundation Fund	
9069040	1611511 5 4	NW-10-24-26-4	5.58 Acres	NE corner LSD 12 Affordable Storage C Corporation	
	NR	LAND & IMPROVEMENTS	T 105	NON-RESEIDENTIAL LAND & IMPROVEMENTS	423,480
			100%	Alberta School Foundation Fund	
9069050	1611511 5 5	NW-10-24-26-4	2.99 Acres	80M of NW corner LSD 11 Affordable Storage & Roger Tower C Corporation	
	NR	LAND & IMPROVEMENTS	T 105	NON-RESEIDENTIAL LAND & IMPROVEMENTS	371,790
			100%	Alberta School Foundation Fund	
9069060	1611511 5 6	NW-10-24-26-4	3.36 Acres	80m E of NW corner LSD 11 C Corporation	
	NR	LAND	T 105	NON-RESEIDENTIAL LAND & IMPROVEMENTS	338,490
			100%	Alberta School Foundation Fund	
9069070	1611511 5 7	NW-10-24-26-4	3.36 Acres	169.93m E of NW corner LSD 11 C Corporation	
	NR	LAND	T 105	NON-RESEIDENTIAL LAND & IMPROVEMENTS	398,490
			100%	Alberta School Foundation Fund	
9069080	1611511 5 8	NW-10-24-26-4	4.82 Acres	NE corner LSD 11 C Corporation	



2019 Assessment Roll (Valuation Date 1-July, 2019) 2020 Taxation Year, Wheatland County

Assessment Year: 2019
Tax Year: 2020

Roll	Legal Address				Total
	NR LAND	T 105	NON-RESEIDENTIAL LAND & IMPROVEMENTS	100% Alberta School Foundation Fund	298,320
9070000	7510624 3 NW-10-24-26-4 35.84 Acres 241061 RGE RD 263			South Half LS 13 & 14 I Individual	
	F LAND & IMPROVEMENTS	T 1	FARMLAND		8,850
	R	T 103	RESIDENTIAL LAND & IMPROVEMENTS		457,550
				Taxable Total:	466,400
	R	E 901	RURAL RESIDENCE EXEMPTION (RAP)		8,850
	R	E 903	FARM BUILDING EXEMPT		22,430
		100%	Alberta School Foundation Fund	Exempt Total:	31,280
				Totals:	497,680
9071000	7510624 4 NW-10-24-26-4 35.83 Acres 241075A RGE RD 263			North Half LS 13 & 14 I Individual	
	F LAND & IMPROVEMENTS	T 1	FARMLAND		8,840
	R	T 103	RESIDENTIAL LAND & IMPROVEMENTS		395,060
				Taxable Total:	403,900
	R	E 901	RURAL RESIDENCE EXEMPTION (RAP)		8,840
	R	E 903	FARM BUILDING EXEMPT		29,090
		100%	Alberta School Foundation Fund	Exempt Total:	37,930
				Totals:	441,830
9072000	SE-10-24-26-4 78.73 Acres			LS 1 & 2 C Corporation	
	F LAND	T 1	FARMLAND		22,160
		100%	The Golden Hills Reg. Div. 15	Taxable Total:	
9073000	SE-10-24-26-4 78.72 Acres			LS 7 & 8 C Corporation	
	F LAND	T 1	FARMLAND		18,330
		100%	Alberta School Foundation Fund	Taxable Total:	
9074000	SW-10-24-26-4 133.30 Acres			C Corporation	
	F LAND	T 1	FARMLAND		38,920
		100%	The Golden Hills Reg. Div. 15	Taxable Total:	
9074010	8811023 5 SW-10-24-26-4 26.70 Acres 241019 RGE RD 263			East Half LSD 5 & 3 I Individual	
	F LAND & IMPROVEMENTS	T 1	FARMLAND		2,440
	R	T 103	RESIDENTIAL LAND & IMPROVEMENTS		571,660
				Taxable Total:	574,100



2019 Assessment Roll (Valuation Date 1-July, 2019) 2020 Taxation Year, Wheatland County

Assessment Year: 2019
Tax Year: 2020

Roll	Legal Address				Total
	R	E	901	RURAL RESIDENCE EXEMPTION (RAP)	2,440
	R	E	903	FARM BUILDING EXEMPT	26,910
			100%	Alberta School Foundation Fund	29,350
				Exempt Total:	603,450
				Totals:	
9075010	0010401 4	N -11-24-26-4	185.90 Acres	E pt of NW & NW pt of NE qrt C Corporation	
	F	LAND	T	1 FARMLAND	50,290
				100% Alberta School Foundation Fund	
9075020	8411314 1	NE-11-24-26-4	29.60 Acres	S Half LS 9 & Ptn of N of LS 9	
		241048 RGE RD 261		I Individual	
	F	LAND & IMPROVEMENTS	T	1 FARMLAND	1,420
	R		T	103 RESIDENTIAL LAND & IMPROVEMENTS	414,280
				Taxable Total:	415,700
	R		E	901 RURAL RESIDENCE EXEMPTION (RAP)	1,420
	R		E	903 FARM BUILDING EXEMPT	13,360
			100%	Alberta School Foundation Fund	14,780
				Exempt Total:	430,480
				Totals:	
9076000	0010401 3	NW-11-24-26-4	3.81 Acres	Western Central Portion	
		241063 HWY 24		I Individual	
	R	LAND & IMPROVEMENTS	T	103 RESIDENTIAL LAND & IMPROVEMENTS	682,400
				100% Alberta School Foundation Fund	
9076010	8910925 2	NW-11-24-26-4	37.30 Acres	LS 13 & NW Ptn of LS 14	
				C Corporation	
	F	LAND	T	1 FARMLAND	8,690
				100% The Golden Hills Reg. Div. 15	
9077000	6616JK 1	NW-11-24-26-4	37.31 Acres	LSD 12	
		241053 HWY 24		I Individual	
	F	LAND & IMPROVEMENTS	T	1 FARMLAND	6,590
	R		T	103 RESIDENTIAL LAND & IMPROVEMENTS	906,310
	NR		T	105 NON-RESEIDENTIAL LAND & IMPROVEMENTS	154,010
				Taxable Total:	1,066,910
	R		E	901 RURAL RESIDENCE EXEMPTION (RAP)	6,590
			100%	Christ The Redeemer Reg. 3	1,073,500
				Totals:	
9078000	SE-11-24-26-4	114.44 Acres		Portion Northwest of Railway	
				I Individual	
	F	LAND	T	1 FARMLAND	14,020
				100% Alberta School Foundation Fund	



2019 Assessment Roll (Valuation Date 1-July, 2019) 2020 Taxation Year, Wheatland County

Assessment Year: 2019
Tax Year: 2020

Roll	Legal Address	Total
9078010	RY11 SE-11-24-26-4 9.62 Acres 241026A RGE RD 261	Railway Right-of-Way C Corporation
	F LAND & IMPROVEMENTS	T 1 FARMLAND 550
	R	T 101 RESIDENTIAL IMPROVEMENT NIL RAP ALLOW 119,900
	R	T 103 RESIDENTIAL LAND & IMPROVEMENTS 162,000
		100% Alberta School Foundation Fund Taxable Total: 282,450
9079000	SE-11-24-26-4 33.53 Acres 241004 RGE RD 261	Southeast of Railway I Individual
	F LAND & IMPROVEMENTS	T 1 FARMLAND 3,550
	R	T 103 RESIDENTIAL LAND & IMPROVEMENTS 439,850
	R	E 901 RURAL RESIDENCE EXEMPTION (RAP) 3,550
		100% Alberta School Foundation Fund Totals: 446,950
9080000	SW-11-24-26-4 77.96 Acres	N Half LS 3 & 4 & LS 6 I Individual
	F LAND	T 1 FARMLAND Taxable Total: 18,500
		100% Alberta School Foundation Fund
9081000	7610258 1 SW-11-24-26-4 38.06 Acres 241005 HWY 24	S Half LS 3 & 4 Built Rite Stairs Ltd. I Individual
	F LAND & IMPROVEMENTS	T 1 FARMLAND 3,510
	R	T 103 RESIDENTIAL LAND & IMPROVEMENTS 448,190
	NR	T 105 NON-RESEIDENTIAL LAND & IMPROVEMENTS 325,080
	R	E 901 RURAL RESIDENCE EXEMPTION (RAP) 3,510
		100% The Golden Hills Reg. Div. 15 Totals: 780,290
9082000	6616JK 2 SW-11-24-26-4 37.99 Acres 241039A HWY 24	LSD 5 I Individual
	F LAND & IMPROVEMENTS	T 1 FARMLAND 4,070
	R	T 103 RESIDENTIAL LAND & IMPROVEMENTS 421,870
	R	E 901 RURAL RESIDENCE EXEMPTION (RAP) 4,070
	R	E 903 FARM BUILDING EXEMPT 16,100
		100% Alberta School Foundation Fund Exempt Total: 20,170
		Totals: 446,110
9083000	NE-12-24-26-4 60.25 Acres 241054 RGE RD 260	South of Railway I Individual
	F LAND & IMPROVEMENTS	T 1 FARMLAND 10,570



2019 Assessment Roll (Valuation Date 1-July, 2019) 2020 Taxation Year, Wheatland County

Assessment Year: 2019
Tax Year: 2020

Roll	Legal Address				Total
	R	T 103	RESIDENTIAL LAND & IMPROVEMENTS		394,430
				Taxable Total:	405,000
	R	E 901	RURAL RESIDENCE EXEMPTION (RAP)		10,570
		100%	Alberta School Foundation Fund	Totals:	415,570
9083010	9210735 1 NE-12-24-26-4 6.56 Acres 241062 RGE RD 260			Northeast Corner of LS 9 I Individual	
	R LAND & IMPROVEMENTS	T 103	RESIDENTIAL LAND & IMPROVEMENTS	Taxable Total:	683,100
		100%	Alberta School Foundation Fund		
9083020	RY11 NE-12-24-26-4 12.41 Acres 241064 RGE RD 260			Railway Right-of-Way I Individual	
	F LAND & IMPROVEMENTS	T 1	FARMLAND		1,120
	R	T 101	RESIDENTIAL IMPROVEMENT NIL RAP ALLOW		74,700
	R	T 103	RESIDENTIAL LAND & IMPROVEMENTS		168,500
		100%	Alberta School Foundation Fund	Taxable Total:	244,320
9084000	NE-12-24-26-4 67.68 Acres 260025 HWY 1			North of Railway Fuel Automotive & Accessories I Individual	
	F LAND & IMPROVEMENTS	T 1	FARMLAND		11,010
	R	T 103	RESIDENTIAL LAND & IMPROVEMENTS		237,810
	NR	T 105	NON-RESEIDENTIAL LAND & IMPROVEMENTS		192,710
				Taxable Total:	441,530
	R	E 901	RURAL RESIDENCE EXEMPTION (RAP)		30,770
		100%	Alberta School Foundation Fund	Totals:	472,300
9084010	9310334 2 NE-12-24-26-4 3.00 Acres 241044 RGE RD 260			Southeast Corner of LS 9 I Individual	
	R LAND & IMPROVEMENTS	T 103	RESIDENTIAL LAND & IMPROVEMENTS		531,100
	R	E 903	FARM BUILDING EXEMPT		14,700
		100%	Alberta School Foundation Fund	Totals:	545,800
9085000	NW-12-24-26-4 142.58 Acres 260061 HWY 1			I Individual	
	F LAND & IMPROVEMENTS	T 1	FARMLAND		30,860
	R	T 103	RESIDENTIAL LAND & IMPROVEMENTS		393,460
				Taxable Total:	424,320
	R	E 901	RURAL RESIDENCE EXEMPTION (RAP)		61,540
		100%	Alberta School Foundation Fund	Totals:	485,860
9085010	RY11 NW-12-24-26-4 7.57 Acres 241025B RGE RD 261			Railway Right-of-Way C Corporation	
	F LAND & IMPROVEMENTS	T 1	FARMLAND		540



2019 Assessment Roll (Valuation Date 1-July, 2019) 2020 Taxation Year, Wheatland County

Assessment Year: 2019
Tax Year: 2020

Roll	Legal Address					Total
9086000	R		T	101	RESIDENTIAL IMPROVEMENT NIL RAP ALLOW	57,700
	R		T	103	RESIDENTIAL LAND & IMPROVEMENTS	128,000
				100%	Alberta School Foundation Fund	
					Taxable Total:	186,240
					South Half	
9086010	SE-12-24-26-4	80.00 Acres			I Individual	
	241020A RGE RD 260					
	F	LAND & IMPROVEMENTS	T	1	FARMLAND	12,750
	R		T	101	RESIDENTIAL IMPROVEMENT NIL RAP ALLOW	169,800
	R		T	103	RESIDENTIAL LAND & IMPROVEMENTS	226,000
				100%	Christ The Redeemer Reg. 3	
					Taxable Total:	408,550
9086010	SE-12-24-26-4	80.00 Acres			North Half	
	241020B RGE RD 260				I Individual	
	F	LAND & IMPROVEMENTS	T	1	FARMLAND	17,630
	R		T	101	RESIDENTIAL IMPROVEMENT NIL RAP ALLOW	59,400
	R		T	103	RESIDENTIAL LAND & IMPROVEMENTS	215,000
				100%	Christ The Redeemer Reg. 3	
					Taxable Total:	292,030
9087000	0411592 1 2	SW-12-24-26-4 67.09 Acres				
					I Individual	
	F	LAND	T	1	FARMLAND	
				100%	Alberta School Foundation Fund	
					Taxable Total:	12,540
9087010	0915192 1 3	SW-12-24-26-4 40.00 Acres				
	241011 RGE RD 261				MOSTLY LSD 4	
					I Individual	
	F	LAND & IMPROVEMENTS	T	1	FARMLAND	7,000
	R		T	103	RESIDENTIAL LAND & IMPROVEMENTS	437,660
					Taxable Total:	444,660
	R		E	901	RURAL RESIDENCE EXEMPTION (RAP)	19,540
				100%	Alberta School Foundation Fund	
					Totals:	464,200
9087014	1310586 1 4	SW-12-24-26-4 11.95 Acres			SW part LSD 3 Shaw Steel Services (Rebar benders)	
	260053 TWP RD 241A				C Corporation	
	NR	LAND & IMPROVEMENTS	T	105	NON-RESEIDENTIAL LAND & IMPROVEMENTS	
				100%	Alberta School Foundation Fund	
					Taxable Total:	2,072,470
9087015	1310586 1 5	SW-12-24-26-4 11.95 Acres			SE part LSD 3	
					C Corporation	
	F	LAND & IMPROVEMENTS	T	1	FARMLAND	2,080
	NR		T	105	NON-RESEIDENTIAL LAND & IMPROVEMENTS	240,700
				100%	Alberta School Foundation Fund	
					Taxable Total:	242,780



2019 Assessment Roll (Valuation Date 1-July, 2019) 2020 Taxation Year, Wheatland County

Assessment Year: 2019
Tax Year: 2020

Roll	Legal Address	Total
9087020	0411592 1 1 SW-12-24-26-4 4.00 Acres 241005 RGE RD 261 SOUTHWEST CORNER I Individual	
	R LAND & IMPROVEMENTS T 103 RESIDENTIAL LAND & IMPROVEMENTS	410,600
	R E 903 FARM BUILDING EXEMPT	28,320
	100% Christ The Redeemer Reg. 3 Totals:	438,920
9087030	SW-12-24-26-4 11.22 Acres 241041A RGE RD 261 North of Railway I Individual	
	F LAND & IMPROVEMENTS T 1 FARMLAND	960
	R T 103 RESIDENTIAL LAND & IMPROVEMENTS	538,940
	R E 901 RURAL RESIDENCE EXEMPTION (RAP)	539,900
	100% Alberta School Foundation Fund Totals:	960
		540,860
9087040	RY11 SW-12-24-26-4 7.49 Acres 241025A RGE RD 261 C Corporation	
	F LAND & IMPROVEMENTS T 1 FARMLAND	520
	R T 101 RESIDENTIAL IMPROVEMENT NIL RAP ALLOW	178,100
	R T 103 RESIDENTIAL LAND & IMPROVEMENTS	162,000
	100% Alberta School Foundation Fund Taxable Total:	340,620
9088000	E -13-24-26-4 139.80 Acres West Portion OF NE AND SE I Individual	
	F LAND T 1 FARMLAND	38,350
	100% Alberta School Foundation Fund Taxable Total:	
9089000	NE-13-24-26-4 110.20 Acres East Portion OF SE & NE I Individual	
	F LAND T 1 FARMLAND	19,720
	100% Alberta School Foundation Fund Taxable Total:	
9090000	NW-13-24-26-4 117.37 Acres I Individual	
	F LAND T 1 FARMLAND	33,770
	100% Alberta School Foundation Fund Taxable Total:	
9090010	9212363 1 NW-13-24-26-4 2.86 Acres 242079 RGE RD 261 Northwest Corner of LS 13 I Individual	
	R LAND & IMPROVEMENTS T 103 RESIDENTIAL LAND & IMPROVEMENTS	337,600
	100% Alberta School Foundation Fund Taxable Total:	
9090020	1910184 3 1 NW-13-24-26-4 20.66 Acres 242047 RGE RD 261 North half of LSD 11 & 12 I Individual	



2019 Assessment Roll (Valuation Date 1-July, 2019) 2020 Taxation Year, Wheatland County

Assessment Year: 2019
Tax Year: 2020

Roll	Legal Address					Total	
	F	LAND & IMPROVEMENTS		T	1	FARMLAND	5,000
	R			T	103	RESIDENTIAL LAND & IMPROVEMENTS	448,860
						Taxable Total:	453,860
	R			E	901	RURAL RESIDENCE EXEMPTION (RAP)	61,540
					100%	Alberta School Foundation Fund	Totals: 515,400
9093000	SE-13-24-26-4	37.47 Acres					Southwest Portion I Individual
	F	LAND		T	1	FARMLAND	9,140
					100%	Alberta School Foundation Fund	
9094000	SE-13-24-26-4	27.79 Acres					Southeast Portion I Individual
		242018 RGE RD 260					
	F	LAND & IMPROVEMENTS		T	1	FARMLAND	3,990
	R			T	103	RESIDENTIAL LAND & IMPROVEMENTS	405,350
						Taxable Total:	409,340
	R			E	901	RURAL RESIDENCE EXEMPTION (RAP)	32,850
	R			E	903	FARM BUILDING EXEMPT	8,730
					100%	Alberta School Foundation Fund	Exempt Total: 41,580
						Totals:	450,920
9095000	1810811 2 1	W-13-24-26-4	169.76 Acres				SW quarter & South portion of NW 13 I Individual
	F	LAND		T	1	FARMLAND	47,820
					100%	Alberta School Foundation Fund	
9095010	0311945 1 1	SW-13-24-26-4	3.00 Acres				NORTHWEST CORNER I Individual
		242039 RGE RD 261					
	R	LAND & IMPROVEMENTS		T	103	RESIDENTIAL LAND & IMPROVEMENTS	416,800
					100%	Alberta School Foundation Fund	
9096000	NE-14-24-26-4	154.16 Acres					C Corporation
	F	LAND		T	1	FARMLAND	45,840
					100%	Christ The Redeemer Reg. 3	
9097000	NE-14-24-26-4	4.82 Acres					Southeast Corner LS 9 I Individual
		242044 RGE RD 261					
	F	LAND & IMPROVEMENTS		T	1	FARMLAND	390
	R			T	103	RESIDENTIAL LAND & IMPROVEMENTS	761,810
						Taxable Total:	762,200
	R			E	901	RURAL RESIDENCE EXEMPTION (RAP)	390
						Totals:	762,590



2019 Assessment Roll (Valuation Date 1-July, 2019) 2020 Taxation Year, Wheatland County

Assessment Year: 2019
Tax Year: 2020

Roll	Legal Address	100% Alberta School Foundation Fund				Total
9098000	NW-14-24-26-4 160.00 Acres					
		I Individual				
	F LAND	T 1	FARMLAND	Taxable Total:		36,440
		100% Alberta School Foundation Fund				
9099000	SE-14-24-26-4 151.86 Acres 242036 RGE RD 261					
		I Individual				
	F LAND & IMPROVEMENTS	T 1	FARMLAND			33,020
	R	T 103	RESIDENTIAL LAND & IMPROVEMENTS			414,880
		Taxable Total:				447,900
	R	E 901	RURAL RESIDENCE EXEMPTION (RAP)			33,020
	R	E 903	FARM BUILDING EXEMPT			39,810
		100% The Golden Hills Reg. Div. 15				
		Exempt Total:				72,830
		Totals:				520,730
9099010	9912088 1 SE-14-24-26-4 2.90 Acres 242040 RGE RD 261					
		NORTHEAST CORNER				
		I Individual				
	R LAND & IMPROVEMENTS	T 103	RESIDENTIAL LAND & IMPROVEMENTS	Taxable Total:		565,400
		100% Alberta School Foundation Fund				
9100000	SW-14-24-26-4 153.78 Acres					
		I Individual				
	F LAND	T 1	FARMLAND	Taxable Total:		30,640
		100% Alberta School Foundation Fund				
9101000	1723IX OT SW-14-24-26-4 2.15 Acres					
		Southeast Corner				
		P Provincial				
	NR LAND	E 150	CROWN LAND & IMPR. EXEMPT	Exempt Total:		148,330
		100% Alberta School Foundation Fund				
9102000	NE-15-24-26-4 157.39 Acres					
		I Individual				
	F LAND	T 1	FARMLAND	Taxable Total:		21,600
		100% Alberta School Foundation Fund				
9103000	NW-15-24-26-4 155.61 Acres 242061 RGE RD 263					
		I Individual				
	F LAND & IMPROVEMENTS	T 1	FARMLAND			25,510
	R	T 103	RESIDENTIAL LAND & IMPROVEMENTS			654,010
		Taxable Total:				679,520
	R	E 901	RURAL RESIDENCE EXEMPTION (RAP)			25,510
	R	E 903	FARM BUILDING EXEMPT			19,040



2019 Assessment Roll (Valuation Date 1-July, 2019) 2020 Taxation Year, Wheatland County

Assessment Year: 2019
Tax Year: 2020

Roll	Legal Address				Total
		100% Alberta School Foundation Fund			44,550
		Exempt Total:			724,070
		Totals:			
9103010	9012500 1 NW-15-24-26-4 2.99 Acres 242043 RGE RD 263	Southwest Corner Spray Truck Business I Individual			
	R LAND & IMPROVEMENTS	T 103	RESIDENTIAL LAND & IMPROVEMENTS		494,920
	NR	T 105	NON-RESEIDENTIAL LAND & IMPROVEMENTS		42,180
		100% The Golden Hills Reg. Div. 15			537,100
		Taxable Total:			
9104000	SE-15-24-26-4 155.86 Acres	I Individual			
	F LAND	T 1	FARMLAND		27,720
		100% Alberta School Foundation Fund			
9105000	SW-15-24-26-4 155.83 Acres 242019 RGE RD 263	C Corporation			
	F LAND & IMPROVEMENTS	T 1	FARMLAND		36,840
	R	T 103	RESIDENTIAL LAND & IMPROVEMENTS		656,860
		Taxable Total:			693,700
	R	E 901	RURAL RESIDENCE EXEMPTION (RAP)		36,840
	R	E 903	FARM BUILDING EXEMPT		30,840
		100% Alberta School Foundation Fund			67,680
		Exempt Total:			761,380
		Totals:			
9106000	NE-16-24-26-4 157.00 Acres	C Corporation			
	F LAND	T 1	FARMLAND		41,930
		100% Alberta School Foundation Fund			
9106010	9610165 1 NE-16-24-26-4 3.00 Acres	Northeast Corner C Corporation			
	F LAND	T 1	FARMLAND		650
		100% Alberta School Foundation Fund			
9107000	NW-16-24-26-4 160.00 Acres 242077 RGE RD 264	BarChem Packing I Individual			
	F LAND & IMPROVEMENTS	T 1	FARMLAND		42,340
	R	T 103	RESIDENTIAL LAND & IMPROVEMENTS		365,340
	NR	T 105	NON-RESEIDENTIAL LAND & IMPROVEMENTS		887,310
		Taxable Total:			1,294,990
	R	E 901	RURAL RESIDENCE EXEMPTION (RAP)		42,340
		100% Alberta School Foundation Fund			1,337,330
		Totals:			



2019 Assessment Roll (Valuation Date 1-July, 2019) 2020 Taxation Year, Wheatland County

Assessment Year: 2019
Tax Year: 2020

Roll	Legal Address	Total
9108000	SE-16-24-26-4 146.96 Acres	
	C Corporation	
	F LAND T 1 FARMLAND Taxable Total: 37,470	
	100% Alberta School Foundation Fund	
9108010	9410416 2 SE-16-24-26-4 3.52 Acres 242020 RGE RD 263	Central Area of East 660 feet C Corporation
	R LAND & IMPROVEMENTS T 101 RESIDENTIAL IMPROVEMENT NIL RAP ALLOW 84,900	
	R T 103 RESIDENTIAL LAND & IMPROVEMENTS 314,000	
	100% Alberta School Foundation Fund Taxable Total: 398,900	
9109000	SE-16-24-26-4 5.61 Acres	SOUTHEAST CORNER P Provincial
	NR LAND E 154 OTHER PROV. IMP EXEMPT Exempt Total: 201,700	
	100% Alberta School Foundation Fund	
9112000	SW-16-24-26-4 136.05 Acres	I Individual
	F LAND T 1 FARMLAND Taxable Total: 37,260	
	50% The Golden Hills Reg. Div. 15	
	50% Christ The Redeemer Reg. 3	
9113000	7510710 S-16-24-26-4 10.27 Acres	Bottom Ptn of the S Half of 16 Weigh Scales P Provincial
	NR LAND & IMPROVEMENTS E 153 WEIGH SCALES EXEMPT Exempt Total: 379,970	
	100% Alberta School Foundation Fund	
9114000	NE-17-24-26-4 149.50 Acres	C Corporation
	F LAND T 1 FARMLAND Taxable Total: 40,050	
	100% Alberta School Foundation Fund	
9115000	NE-17-24-26-4 9.50 Acres 242062 RGE RD 264	SouthEast Corner Richardson Pioneer Fertilizer Facility C Corporation
	NR LAND & IMPROVEMENTS T 105 NON-RESEIDENTIAL LAND & IMPROVEMENTS Taxable Total: 2,261,390	
	100% Alberta School Foundation Fund	
9117000	NW-17-24-26-4 160.00 Acres	C Corporation
	F LAND T 1 FARMLAND Taxable Total: 38,110	
	100% Alberta School Foundation Fund	



2019 Assessment Roll (Valuation Date 1-July, 2019) 2020 Taxation Year, Wheatland County

Assessment Year: 2019
Tax Year: 2020

Roll	Legal Address				Total
9118000	SE-17-24-26-4	151.95 Acres		C Corporation	
	F LAND		T 1 FARMLAND	Taxable Total:	35,470
			100% Alberta School Foundation Fund		
9119000	SE-17-24-26-4	2.89 Acres		Northeast Corner of LSD 8 Boones Paint & Body Ltd.	
	242038 RGE RD 264			I Individual	
	R LAND & IMPROVEMENTS		T 103 RESIDENTIAL LAND & IMPROVEMENTS		484,040
	NR		T 105 NON-RESEIDENTIAL LAND & IMPROVEMENTS		75,800
			100% Alberta School Foundation Fund	Taxable Total:	559,840
9120000	SW-17-24-26-4	155.78 Acres		Xplornet -Tower	
	242019 RGE RD 265			C Corporation	
	F LAND & IMPROVEMENTS		T 1 FARMLAND		37,820
	R		T 103 RESIDENTIAL LAND & IMPROVEMENTS		240,300
	NR		T 105 NON-RESEIDENTIAL LAND & IMPROVEMENTS		114,280
				Taxable Total:	392,400
	R		E 901 RURAL RESIDENCE EXEMPTION (RAP)		17,600
			100% Alberta School Foundation Fund	Totals:	410,000
9121000	NE-18-24-26-4	160.00 Acres		C Corporation	
	F LAND		T 1 FARMLAND	Taxable Total:	45,470
			100% The Golden Hills Reg. Div. 15		
9122000	NW-18-24-26-4	160.00 Acres		C Corporation	
	F LAND		T 1 FARMLAND	Taxable Total:	46,530
			100% The Golden Hills Reg. Div. 15		
9123000	SE-18-24-26-4	150.83 Acres		C Corporation	
	F LAND		T 1 FARMLAND	Taxable Total:	41,850
			100% Alberta School Foundation Fund		
9123010	1612044 1 1 SE-18-24-26-4	5.12 Acres		SE CORNER Waldner Mechanical Ltd.	
	242006 RGE RD 265			I Individual	
	R LAND & IMPROVEMENTS		T 103 RESIDENTIAL LAND & IMPROVEMENTS		423,880
	NR		T 105 NON-RESEIDENTIAL LAND & IMPROVEMENTS		67,970
			100% Alberta School Foundation Fund	Taxable Total:	491,850
9125000	SW-18-24-26-4	143.22 Acres		C Corporation	



2019 Assessment Roll (Valuation Date 1-July, 2019) 2020 Taxation Year, Wheatland County

Assessment Year: 2019
Tax Year: 2020

Roll	Legal Address				Total	
	F	LAND		T 1 FARMLAND	Taxable Total:	39,920
9125010	0312166 2 1	SW-18-24-26-4	12.40 Acres	100% Alberta School Foundation Fund	SW Corner I Individual	
	F	LAND		T 1 FARMLAND	Taxable Total:	2,620
9126000	NE-19-24-26-4	160.00 Acres		100% Alberta School Foundation Fund	C Corporation	
	F	LAND		T 1 FARMLAND	Taxable Total:	40,320
9127000	NW-19-24-26-4	160.00 Acres		100% Alberta School Foundation Fund	C Corporation	
	F	LAND		T 1 FARMLAND	Taxable Total:	46,120
9128000	SE-19-24-26-4	160.00 Acres		100% Alberta School Foundation Fund	C Corporation	
	F	LAND		T 1 FARMLAND	Taxable Total:	43,990
9129000	SW-19-24-26-4	101.75 Acres		100% Alberta School Foundation Fund	LSD 5 & 6 & Ptn LSD 3 I Individual	
	F	LAND & IMPROVEMENTS		T 1 FARMLAND		25,880
	R			T 103 RESIDENTIAL LAND & IMPROVEMENTS		376,630
	R			E 901 RURAL RESIDENCE EXEMPTION (RAP)	Taxable Total:	402,510
				100% Alberta School Foundation Fund		30,770
9130000	SW-19-24-26-4	58.25 Acres			Totals:	433,280
					Portion LS 2 & All LS 3 C Corporation	
	F	LAND		T 1 FARMLAND	Taxable Total:	14,690
9131000	NE-20-24-26-4	160.00 Acres		100% Alberta School Foundation Fund	C Corporation	
	F	LAND		T 1 FARMLAND	Taxable Total:	44,820
9132000	NW-20-24-26-4	79.61 Acres		100% Alberta School Foundation Fund	South Half C Corporation	
	F	LAND		T 1 FARMLAND	Taxable Total:	21,740



2019 Assessment Roll (Valuation Date 1-July, 2019) 2020 Taxation Year, Wheatland County

Assessment Year: 2019
Tax Year: 2020

Roll	Legal Address				Total
	100% Alberta School Foundation Fund				
9133000	NW-20-24-26-4 264063A TWP RD 244	64.49 Acres		North Half C Corporation	
	F LAND & IMPROVEMENTS		T 1 FARMLAND		15,410
	R		T 103 RESIDENTIAL LAND & IMPROVEMENTS		539,640
				Taxable Total:	555,050
	R		E 901 RURAL RESIDENCE EXEMPTION (RAP)		16,560
			100% Alberta School Foundation Fund	Totals:	571,610
9133010	1213085 1 1 NW-20-24-26-4	4.99 Acres		NW LSD 14 I Individual	
	F LAND		T 1 FARMLAND	Taxable Total:	1,150
	100% Alberta School Foundation Fund				
9134000	SE-20-24-26-4	157.01 Acres		C Corporation	
	F LAND		T 1 FARMLAND	Taxable Total:	44,280
			100% Alberta School Foundation Fund		
9134010	9112028 1 SE-20-24-26-4	2.00 Acres		Northeast Corner of LSD 8 I Individual	
	R LAND & IMPROVEMENTS		T 103 RESIDENTIAL LAND & IMPROVEMENTS	Taxable Total:	530,100
			100% Alberta School Foundation Fund		
9135000	SW-20-24-26-4	160.00 Acres		C Corporation	
	F LAND		T 1 FARMLAND	Taxable Total:	43,940
			100% Alberta School Foundation Fund		
9136000	NE-21-24-26-4	105.70 Acres		West of Canal C Corporation	
	F LAND		T 1 FARMLAND	Taxable Total:	28,860
			100% Alberta School Foundation Fund		
9136010	NE-21-24-26-4	51.00 Acres		East of Canal IRR256 C Corporation	
	F LAND		T 1 FARMLAND	Taxable Total:	11,420
			100% Alberta School Foundation Fund		
9137000	NW-21-24-26-4	160.00 Acres		I Individual	
	F LAND		T 1 FARMLAND	Taxable Total:	44,040



2019 Assessment Roll (Valuation Date 1-July, 2019) 2020 Taxation Year, Wheatland County

Assessment Year: 2019
Tax Year: 2020

Roll	Legal Address					Total
	100% Alberta School Foundation Fund					
9138000	SE-21-24-26-4	131.30 Acres			West of Canal I Individual	
	F LAND		T 1	FARMLAND	Taxable Total:	36,550
				50% The Golden Hills Reg. Div. 15		
				50% Christ The Redeemer Reg. 3		
9138010	SE-21-24-26-4	21.15 Acres			East of Canal I Individual	
	243038A RGE RD 263					
	F LAND & IMPROVEMENTS		T 1	FARMLAND		4,470
	R		T 103	RESIDENTIAL LAND & IMPROVEMENTS		444,160
					Taxable Total:	448,630
	R		E 903	FARM BUILDING EXEMPT		31,430
				100% Alberta School Foundation Fund	Totals:	480,060
9139000	SW-21-24-26-4	160.00 Acres			Bar Teck Custom Welding I Individual	
	243003 RGE RD 264					
	F LAND & IMPROVEMENTS		T 1	FARMLAND		39,420
	R		T 103	RESIDENTIAL LAND & IMPROVEMENTS		379,860
	NR		T 105	NON-RESEDENTIAL LAND & IMPROVEMENTS		38,880
					Taxable Total:	458,160
	R		E 901	RURAL RESIDENCE EXEMPTION (RAP)		61,540
	R		E 903	FARM BUILDING EXEMPT		47,620
				50% The Golden Hills Reg. Div. 15	Exempt Total:	109,160
				50% Christ The Redeemer Reg. 3	Totals:	567,320
9140000	NE-22-24-26-4	160.00 Acres			I Individual	
	F LAND		T 1	FARMLAND	Taxable Total:	39,430
	100% Alberta School Foundation Fund					
9141000	NW-22-24-26-4	72.10 Acres			LSD 11 & 14 I Individual	
	262049 TWP RD 244					
	F LAND & IMPROVEMENTS		T 1	FARMLAND		15,370
	R		T 103	RESIDENTIAL LAND & IMPROVEMENTS		816,080
					Taxable Total:	831,450
	R		E 901	RURAL RESIDENCE EXEMPTION (RAP)		15,370
	R		E 903	FARM BUILDING EXEMPT		25,150
				100% Alberta School Foundation Fund	Exempt Total:	40,520
					Totals:	871,970



2019 Assessment Roll (Valuation Date 1-July, 2019) 2020 Taxation Year, Wheatland County

Assessment Year: 2019
Tax Year: 2020

Roll	Legal Address	Total
9141010	0814786 2 1 NW-22-24-26-4 3.63 Acres	NE CORNER LSD 14 I Individual
	F LAND & IMPROVEMENTS	790
	R	162,530
	T 1 FARMLAND	
	E 903 FARM BUILDING EXEMPT	
	100% The Golden Hills Reg. Div. 15	Totals: 163,320
9141020	0814786 2 2 NW-22-24-26-4 4.27 Acres	N CENTRAL PTN. LSD 14 I Individual
	F LAND	
	T 1 FARMLAND	Taxable Total: 920
	100% The Golden Hills Reg. Div. 15	
9142000	NW-22-24-26-4 37.00 Acres 243063 RGE RD 263	LSD 12 I Individual
	F LAND & IMPROVEMENTS	3,170
	R	296,630
	T 103 RESIDENTIAL LAND & IMPROVEMENTS	
		Taxable Total: 299,800
	R	3,170
	E 901 RURAL RESIDENCE EXEMPTION (RAP)	
	E 903 FARM BUILDING EXEMPT	25,930
	100% Alberta School Foundation Fund	Exempt Total: 29,100
		Totals: 328,900
9142010	0811270 1 1 NW-22-24-26-4 3.00 Acres 243043 RGE RD 263	S.W. CORNER I Individual
	R LAND & IMPROVEMENTS	
	T 103 RESIDENTIAL LAND & IMPROVEMENTS	Taxable Total: 578,500
	100% Alberta School Foundation Fund	
9143000	NW-22-24-26-4 40.00 Acres 243069 RGE RD 263	LSD 13 Sierra Stables & Boarding Facility I Individual
	F LAND & IMPROVEMENTS	3,480
	R	275,600
	NR	102,220
		Taxable Total: 381,300
	R	3,480
	E 901 RURAL RESIDENCE EXEMPTION (RAP)	
	E 903 FARM BUILDING EXEMPT	347,250
	100% Alberta School Foundation Fund	Exempt Total: 350,730
		Totals: 732,030
9144000	SE-22-24-26-4 158.70 Acres 243006 RGE RD 262	I Individual
	F LAND & IMPROVEMENTS	33,170
	R	348,760
	T 1 FARMLAND	
	T 103 RESIDENTIAL LAND & IMPROVEMENTS	
		Taxable Total: 381,930



2019 Assessment Roll (Valuation Date 1-July, 2019) 2020 Taxation Year, Wheatland County

Assessment Year: 2019
Tax Year: 2020

Roll	Legal Address					Total
	R		E 901	RURAL RESIDENCE EXEMPTION (RAP)		61,540
			100%	Alberta School Foundation Fund	Totals:	443,470
9145000	SW-22-24-26-4	131.28 Acres			I Individual	
	F LAND		T 1	FARMLAND	Taxable Total:	19,690
			100%	Alberta School Foundation Fund		
9145001	SW-22-24-26-4	22.93 Acres			SW Corner South of Canal Muscle Motors	
	243001 RGE RD 263				I Individual	
	F LAND & IMPROVEMENTS		T 1	FARMLAND		3,210
	R		T 103	RESIDENTIAL LAND & IMPROVEMENTS		662,390
	NR		T 105	NON-RESEIDENTIAL LAND & IMPROVEMENTS		1,080,640
					Taxable Total:	1,746,240
	R		E 901	RURAL RESIDENCE EXEMPTION (RAP)		3,210
			100%	Alberta School Foundation Fund	Totals:	1,749,450
9145010	9110765 1 SW-22-24-26-4	3.00 Acres			Northwest Corner LSD 5	
	243037 RGE RD 263				I Individual	
	R LAND & IMPROVEMENTS		T 103	RESIDENTIAL LAND & IMPROVEMENTS		457,500
	R		E 903	FARM BUILDING EXEMPT		14,080
			100%	Alberta School Foundation Fund	Totals:	471,580
9146000	NE-23-24-26-4	39.75 Acres			North Half LSD 9 & 10	
	243056 RGE RD 261				I Individual	
	F LAND & IMPROVEMENTS		T 1	FARMLAND		9,050
	R		T 103	RESIDENTIAL LAND & IMPROVEMENTS		523,850
					Taxable Total:	532,900
	R		E 901	RURAL RESIDENCE EXEMPTION (RAP)		9,050
			100%	Alberta School Foundation Fund	Totals:	541,950
9147000	NE-23-24-26-4	39.75 Acres			South Half LSD 9 & 10 Shell Star Custom Cabinets	
	243044A RGE RD 261				C Corporation	
	F LAND & IMPROVEMENTS		T 1	FARMLAND		9,620
	R		T 103	RESIDENTIAL LAND & IMPROVEMENTS		442,880
	NR		T 105	NON-RESEIDENTIAL LAND & IMPROVEMENTS		124,280
					Taxable Total:	576,780
	R		E 901	RURAL RESIDENCE EXEMPTION (RAP)		9,620
			100%	Alberta School Foundation Fund	Totals:	586,400
9148000	NE-23-24-26-4	40.00 Acres			LSD 15	
	261025A TWP RD 244				I Individual	
	F LAND & IMPROVEMENTS		T 1	FARMLAND		8,430



2019 Assessment Roll (Valuation Date 1-July, 2019) 2020 Taxation Year, Wheatland County

Assessment Year: 2019
Tax Year: 2020

Roll	Legal Address				Total
	R	T 103	RESIDENTIAL LAND & IMPROVEMENTS		455,200
				Taxable Total:	463,630
	R	E 901	RURAL RESIDENCE EXEMPTION (RAP)		8,430
	R	E 903	FARM BUILDING EXEMPT		28,890
		100%	Alberta School Foundation Fund	Exempt Total:	37,320
				Totals:	500,950
9149000	NE-23-24-26-4 39.50 Acres 261009 TWP RD 244			LSD 16 I Individual	
	F LAND & IMPROVEMENTS	T 1	FARMLAND		10,070
	R	T 103	RESIDENTIAL LAND & IMPROVEMENTS		515,370
				Taxable Total:	525,440
	R	E 901	RURAL RESIDENCE EXEMPTION (RAP)		36,070
	R	E 903	FARM BUILDING EXEMPT		47,210
		100%	Alberta School Foundation Fund	Exempt Total:	83,280
				Totals:	608,720
9150000	NW-23-24-26-4 120.00 Acres			LS 11, 12 & 14 I Individual	
	F LAND	T 1	FARMLAND	Taxable Total:	20,480
		100%	Alberta School Foundation Fund		
9151000	NW-23-24-26-4 40.00 Acres 243063 RGE RD 262			LS 13 I Individual	
	F LAND & IMPROVEMENTS	T 1	FARMLAND		4,820
	R	T 103	RESIDENTIAL LAND & IMPROVEMENTS		384,780
				Taxable Total:	389,600
	R	E 901	RURAL RESIDENCE EXEMPTION (RAP)		4,820
		100%	Christ The Redeemer Reg. 3	Totals:	394,420
9152000	SE-23-24-26-4 39.75 Acres 243032A RGE RD 261			North Half LSD 7 & 8 I Individual	
	F LAND & IMPROVEMENTS	T 1	FARMLAND		10,230
	R	T 103	RESIDENTIAL LAND & IMPROVEMENTS		322,670
				Taxable Total:	332,900
	R	E 901	RURAL RESIDENCE EXEMPTION (RAP)		10,230
	R	E 903	FARM BUILDING EXEMPT		16,470
		100%	Alberta School Foundation Fund	Exempt Total:	26,700
				Totals:	359,600
9153000	SE-23-24-26-4 39.75 Acres 243024A RGE RD 261			South Half LSD 7&8 I Individual	
	F LAND & IMPROVEMENTS	T 1	FARMLAND		10,230



2019 Assessment Roll (Valuation Date 1-July, 2019) 2020 Taxation Year, Wheatland County

Assessment Year: 2019
Tax Year: 2020

Roll	Legal Address				Total
	R	T 103	RESIDENTIAL LAND & IMPROVEMENTS		402,200
				Taxable Total:	412,430
	R	E 903	FARM BUILDING EXEMPT		7,050
		100%	Christ The Redeemer Reg. 3	Totals:	419,480
9154000	SE-23-24-26-4 39.75 Acres 243020 RGE RD 261			North Half LSD 1 & 2 I Individual	
	F LAND & IMPROVEMENTS	T 1	FARMLAND		10,040
	R	T 103	RESIDENTIAL LAND & IMPROVEMENTS		378,860
				Taxable Total:	388,900
	R	E 901	RURAL RESIDENCE EXEMPTION (RAP)		10,040
		100%	Alberta School Foundation Fund	Totals:	398,940
9155000	SE-23-24-26-4 39.75 Acres 243006 RGE RD 261			S1/2 of LSD 1 & 2 I Individual	
	F LAND & IMPROVEMENTS	T 1	FARMLAND		9,630
	R	T 103	RESIDENTIAL LAND & IMPROVEMENTS		528,570
				Taxable Total:	538,200
	R	E 901	RURAL RESIDENCE EXEMPTION (RAP)		9,630
		100%	Alberta School Foundation Fund	Totals:	547,830
9156000	SW-23-24-26-4 157.40 Acres 243019 RGE RD 262			I Individual	
	F LAND & IMPROVEMENTS	T 1	FARMLAND		42,920
	R	T 103	RESIDENTIAL LAND & IMPROVEMENTS		287,960
				Taxable Total:	330,880
	R	E 901	RURAL RESIDENCE EXEMPTION (RAP)		61,540
		100%	Alberta School Foundation Fund	Totals:	392,420
9157000	1412129 1 5 NE-24-24-26-4 154.00 Acres			I Individual	
	F LAND	T 1	FARMLAND		38,620
		100%	The Golden Hills Reg. Div. 15	Taxable Total:	
9157010	0511518 1 4 NE-24-24-26-4 5.21 Acres 243040 RGE RD 260			SOUTHEAST CORNER C Corporation	
	R LAND & IMPROVEMENTS	T 103	RESIDENTIAL LAND & IMPROVEMENTS		816,860
	R	E 901	RURAL RESIDENCE EXEMPTION (RAP)		61,540
		100%	The Golden Hills Reg. Div. 15	Totals:	878,400
9158000	NE-24-24-26-4 0.40 Acres			Abnd Rd Pln NE Crnr of the NE M Municipal	
	NR LAND	E 155	WHEATLAND COUNTY EXEMPT	Exempt Total:	17,200



2019 Assessment Roll (Valuation Date 1-July, 2019) 2020 Taxation Year, Wheatland County

Assessment Year: 2019
Tax Year: 2020

Roll	Legal Address						Total
	100% Alberta School Foundation Fund						
9159000	NW-24-24-26-4	159.01 Acres					
			I Individual				
	F	LAND	T	1	FARMLAND	Taxable Total:	47,870
	100% Alberta School Foundation Fund						
9160000	SE-24-24-26-4	86.30 Acres					
			West Portion				
			I Individual				
	F	LAND	T	1	FARMLAND	Taxable Total:	22,750
	100% Alberta School Foundation Fund						
9160010	9612164 1 SE-24-24-26-4 73.66 Acres 243030 RGE RD 260						
			East Portion Automotive Tire Sales				
			I Individual				
	F	LAND & IMPROVEMENTS	T	1	FARMLAND		10,810
	R		T	103	RESIDENTIAL LAND & IMPROVEMENTS		846,770
	NR		T	105	NON-RESEIDENTIAL LAND & IMPROVEMENTS		15,730
			Taxable Total:				873,310
	R		E	901	RURAL RESIDENCE EXEMPTION (RAP)		10,810
			100% Alberta School Foundation Fund				
			Totals:				884,120
9162000	SW-24-24-26-4	156.14 Acres					
			I Individual				
	F	LAND	T	1	FARMLAND	Taxable Total:	46,480
	100% Alberta School Foundation Fund						
9162010	9812542 1 SW-24-24-26-4 2.86 Acres 243001 RGE RD 261						
			SOUTHWEST CORNER				
			I Individual				
	R	LAND & IMPROVEMENTS	T	103	RESIDENTIAL LAND & IMPROVEMENTS	Taxable Total:	389,600
			100% Alberta School Foundation Fund				
9163000	NE-25-24-26-4	160.00 Acres					
	244042 RGE RD 260						
			I Individual				
	F	LAND & IMPROVEMENTS	T	1	FARMLAND		30,010
	R		T	103	RESIDENTIAL LAND & IMPROVEMENTS		862,060
			Taxable Total:				892,070
	R		E	901	RURAL RESIDENCE EXEMPTION (RAP)		61,540
	R		E	903	FARM BUILDING EXEMPT		64,070
			100% Alberta School Foundation Fund				
			Exempt Total:				125,610
			Totals:				1,017,680
9164000	NW-25-24-26-4	159.00 Acres					
			I Individual				



2019 Assessment Roll (Valuation Date 1-July, 2019) 2020 Taxation Year, Wheatland County

Assessment Year: 2019
Tax Year: 2020

Roll	Legal Address					Total
	F	LAND	T	1	FARMLAND	Taxable Total: 43,820
					100% Alberta School Foundation Fund	
9165000	SE-25-24-26-4	160.00 Acres				I Individual
	F	LAND	T	1	FARMLAND	Taxable Total: 33,980
					100% Alberta School Foundation Fund	
9166000	SW-25-24-26-4	159.01 Acres				I Individual
		260054 TWP RD 244				
	F	LAND & IMPROVEMENTS	T	1	FARMLAND	42,990
	R		T	103	RESIDENTIAL LAND & IMPROVEMENTS	401,410
					Taxable Total:	444,400
	R		E	901	RURAL RESIDENCE EXEMPTION (RAP)	42,990
	R		E	903	FARM BUILDING EXEMPT	9,000
					100% Alberta School Foundation Fund	Exempt Total: 51,990
					Totals:	496,390
9167000	NE-26-24-26-4	156.01 Acres				C Corporation
	F	LAND	T	1	FARMLAND	Taxable Total: 42,830
					100% Christ The Redeemer Reg. 3	
9167010	0311890 1 1	NE-26-24-26-4 2.99 Acres				NE CORNER Wood Working Shop For Reno Business
		244082A RGE RD 261				C Corporation
	R	LAND & IMPROVEMENTS	T	103	RESIDENTIAL LAND & IMPROVEMENTS	655,730
	NR		T	105	NON-RESEIDENTIAL LAND & IMPROVEMENTS	59,930
					Taxable Total:	715,660
	R		E	901	RURAL RESIDENCE EXEMPTION (RAP)	61,540
					100% Christ The Redeemer Reg. 3	Totals: 777,200
9168000	NW-26-24-26-4	160.00 Acres				C Corporation
		244083 RGE RD 262				
	F	LAND	T	1	FARMLAND	Taxable Total: 34,860
					100% Christ The Redeemer Reg. 3	
9169000	SE-26-24-26-4	159.01 Acres				I Individual
	F	LAND	T	1	FARMLAND	Taxable Total: 41,860
					100% Alberta School Foundation Fund	
9170000	SW-26-24-26-4	120.00 Acres				LS 3, 5 & 6
		261048 TWP RD 244				I Individual



2019 Assessment Roll (Valuation Date 1-July, 2019) 2020 Taxation Year, Wheatland County

Assessment Year: 2019
Tax Year: 2020

Roll	Legal Address				Total
	F	LAND & IMPROVEMENTS		T 1 FARMLAND	27,350
	R			T 103 RESIDENTIAL LAND & IMPROVEMENTS	357,630
	Taxable Total:				384,980
	R		E 901 RURAL RESIDENCE EXEMPTION (RAP)		41,290
	R		E 903 FARM BUILDING EXEMPT		28,250
			100% Christ The Redeemer Reg. 3	Exempt Total:	69,540
	Totals:				454,520
	9171000	0813437 1 3	SW-26-24-26-4	33.48 Acres	MOST OF LSD 4 I Individual
	F	LAND & IMPROVEMENTS		T 1 FARMLAND	4,970
	R			T 103 RESIDENTIAL LAND & IMPROVEMENTS	443,930
	Taxable Total:				448,900
	R		E 901 RURAL RESIDENCE EXEMPTION (RAP)		4,970
	R		E 903 FARM BUILDING EXEMPT		17,050
			100% Alberta School Foundation Fund	Exempt Total:	22,020
	Totals:				470,920
	9171010	0813437 1 1	SW-26-24-26-4	3.36 Acres	NW CORNER LSD 4 I Individual
	R	LAND & IMPROVEMENTS		T 103 RESIDENTIAL LAND & IMPROVEMENTS	
			100% Alberta School Foundation Fund	Taxable Total:	385,200
	9171020	0813437 1 2	SW-26-24-26-4	3.36 Acres	CENTRAL WEST PORTION LSD 4 I Individual
		R	LAND & IMPROVEMENTS		T 103 RESIDENTIAL LAND & IMPROVEMENTS
R				E 901 RURAL RESIDENCE EXEMPTION (RAP)	30,770
			100% Alberta School Foundation Fund	Totals:	432,800
9172000		NE-27-24-26-4	160.00 Acres		C Corporation
	F	LAND		T 1 FARMLAND	
			100% Alberta School Foundation Fund	Taxable Total:	44,560
	9173000	NW-27-24-26-4	160.00 Acres		C Corporation
		F	LAND		T 1 FARMLAND
			100% Alberta School Foundation Fund	Taxable Total:	43,800
9174000		SE-27-24-26-4	160.00 Acres		C Corporation
		F	LAND		T 1 FARMLAND
			100% Alberta School Foundation Fund	Taxable Total:	47,890



2019 Assessment Roll (Valuation Date 1-July, 2019) 2020 Taxation Year, Wheatland County

Assessment Year: 2019
Tax Year: 2020

Roll	Legal Address	Total
9175000	9711913 1 SW-27-24-26-4 93.06 Acres 262052A TWP RD 244	Southwest Corner Cody McAurthur Performance Horses I Individual
	F LAND & IMPROVEMENTS	12,970
	R	484,260
	NR	152,680
	T 1 FARMLAND	
	T 103 RESIDENTIAL LAND & IMPROVEMENTS	
	T 105 NON-RESEIDENTIAL LAND & IMPROVEMENTS	
	Taxable Total:	649,910
	R	12,970
	E 901 RURAL RESIDENCE EXEMPTION (RAP)	
	E 903 FARM BUILDING EXEMPT	
	100% Alberta School Foundation Fund	
	Exempt Total:	277,360
	Totals:	927,270
9175010	SW-27-24-26-4 66.94 Acres	Northeast Portion C Corporation
	F LAND	
	T 1 FARMLAND	
	Taxable Total:	16,870
	100% Alberta School Foundation Fund	
9176000	NE-28-24-26-4 160.00 Acres	C Corporation
	F LAND	
	T 1 FARMLAND	
	Taxable Total:	34,870
	100% Alberta School Foundation Fund	
9177000	NW-28-24-26-4 141.92 Acres	I Individual
	F LAND	
	T 1 FARMLAND	
	Taxable Total:	28,580
	100% Alberta School Foundation Fund	
9177010	9210612 1 NW-28-24-26-4 2.89 Acres 244043 RGE RD 264	SW Corner of NW Quarter I Individual
	R LAND & IMPROVEMENTS	
	T 103 RESIDENTIAL LAND & IMPROVEMENTS	
	Taxable Total:	825,000
	100% Alberta School Foundation Fund	
9177020	0815383 1 2 NW-28-24-26-4 3.00 Acres	W PORTION LSD 12 I Individual
	R LAND & IMPROVEMENTS	
	T 103 RESIDENTIAL LAND & IMPROVEMENTS	
	Taxable Total:	231,400
	100% Alberta School Foundation Fund	
9177030	0914373 2 1 NW-28-24-26-4 4.00 Acres 244057 RGE RD 264	NW part LSD 12 I Individual
	R LAND & IMPROVEMENTS	
	T 103 RESIDENTIAL LAND & IMPROVEMENTS	
	Taxable Total:	922,400
	100% Alberta School Foundation Fund	
9177040	1911474 3 1 NW-28-24-26-4 3.80 Acres 244083 RGE RD 264	NW Corner I Individual



2019 Assessment Roll (Valuation Date 1-July, 2019) 2020 Taxation Year, Wheatland County

Assessment Year: 2019
Tax Year: 2020

Roll	Legal Address				Total
9177500	R	LAND & IMPROVEMENTS	T	103 RESIDENTIAL LAND & IMPROVEMENTS	480,660
	R		E	901 RURAL RESIDENCE EXEMPTION (RAP)	29,240
				100% Alberta School Foundation Fund	
				Totals:	509,900
				Canal ROW:SW=1.3a, NW=3.3a P Provincial	
9178000	IRR603 RW 24 W -28-24-26-4	4.60 Acres			
	NR	LAND	E	167 WESTERN IRRIGATION DIST EXEMPT	94,720
				100% Alberta School Foundation Fund	
	SE-28-24-26-4	160.00 Acres			
	263004 TWP RD 244			C Corporation	
	F	LAND & IMPROVEMENTS	T	1 FARMLAND	39,910
	R		T	103 RESIDENTIAL LAND & IMPROVEMENTS	529,810
				Taxable Total:	569,720
	R		E	901 RURAL RESIDENCE EXEMPTION (RAP)	61,540
	R		E	903 FARM BUILDING EXEMPT	8,850
				100% Alberta School Foundation Fund	
				Exempt Total:	70,390
				Totals:	640,110
9179000	SW-28-24-26-4	135.40 Acres			
				C Corporation	
	F	LAND	T	1 FARMLAND	
				100% Alberta School Foundation Fund	
				Taxable Total:	38,170
9179010	9610168 1 SW-28-24-26-4	15.81 Acres			
	244019 RGE RD 264			West Center Portion I Individual	
	F	LAND & IMPROVEMENTS	T	1 FARMLAND	3,140
	R		T	103 RESIDENTIAL LAND & IMPROVEMENTS	651,160
				Taxable Total:	654,300
	R		E	901 RURAL RESIDENCE EXEMPTION (RAP)	61,540
				100% The Golden Hills Reg. Div. 15	
				Totals:	715,840
9180000	SW-28-24-26-4	6.50 Acres			
				North of Canal I Individual	
	F	LAND	T	1 FARMLAND	
				100% Alberta School Foundation Fund	
				Taxable Total:	660
9181000	NE-29-24-26-4	156.80 Acres			
				C Corporation	
	F	LAND	T	1 FARMLAND	
				100% Alberta School Foundation Fund	
				Taxable Total:	45,460



2019 Assessment Roll (Valuation Date 1-July, 2019) 2020 Taxation Year, Wheatland County

Assessment Year: 2019
Tax Year: 2020

Roll	Legal Address	Total
9182000	NW-29-24-26-4 137.30 Acres	
	I Individual	
	F LAND T 1 FARMLAND Taxable Total: 34,060	
	100% Alberta School Foundation Fund	
9182005	0810871 1 1 NW-29-24-26-4 2.42 Acres	SW CORNER LSD 13
	244073 RGE RD 265	I Individual
	R LAND & IMPROVEMENTS T 103 RESIDENTIAL LAND & IMPROVEMENTS Taxable Total: 445,700	
	100% Alberta School Foundation Fund	
9182010	0810871 1 2 NW-29-24-26-4 2.00 Acres	SW CORNER LSD 13
	244067 RGE RD 265	I Individual
	R LAND & IMPROVEMENTS T 103 RESIDENTIAL LAND & IMPROVEMENTS 401,060	
	R E 901 RURAL RESIDENCE EXEMPTION (RAP) 1,240	
	100% Alberta School Foundation Fund Totals: 402,300	
9182015	0810871 1 3 NW-29-24-26-4 5.58 Acres	NE OF SPILLWAY IN LSD 12 & 13
	I Individual	
	F LAND & IMPROVEMENTS T 1 FARMLAND 1,240	
	R E 903 FARM BUILDING EXEMPT 10,090	
	100% Alberta School Foundation Fund Totals: 11,330	
9183000	NW-29-24-26-4 6.10 Acres	SE Corner SE of Canal
	C Corporation	
	F LAND T 1 FARMLAND Taxable Total: 1,310	
	100% Alberta School Foundation Fund	
9184000	SE-29-24-26-4 119.45 Acres	N Half LS 1&2 & All of LS 7&8
	C Corporation	
	F LAND T 1 FARMLAND Taxable Total: 35,260	
	100% Alberta School Foundation Fund	
9185000	SE-29-24-26-4 40.55 Acres	South Half LS 1 & 2
	264028 TWP RD 244	C Corporation
	F LAND T 1 FARMLAND Taxable Total: 10,770	
	100% Alberta School Foundation Fund	
9186000	SW-29-24-26-4 106.24 Acres	C Corporation
	F LAND T 1 FARMLAND Taxable Total: 29,560	
	100% Alberta School Foundation Fund	



2019 Assessment Roll (Valuation Date 1-July, 2019) 2020 Taxation Year, Wheatland County

Assessment Year: 2019
Tax Year: 2020

Roll	Legal Address					Total
9186010	9310087 2	SW-29-24-26-4	21.96 Acres		Ptn W of Spillway E of Canal C Corporation	
	F	LAND		T 1	FARMLAND	
					100% Alberta School Foundation Fund	
					Taxable Total:	5,250
9186015	9310088 3	SW-29-24-26-4	9.90 Acres		Portion WEST of Canal	
		244011 RGE RD 265			C Corporation	
	F	LAND & IMPROVEMENTS		T 1	FARMLAND	1,610
	R			T 103	RESIDENTIAL LAND & IMPROVEMENTS	255,500
					Taxable Total:	257,110
	R			E 901	RURAL RESIDENCE EXEMPTION (RAP)	42,900
					100% Alberta School Foundation Fund	
					Totals:	300,010
9186020	9310087 1	SW-29-24-26-4	3.00 Acres		NW Corner West of Spillway	
					C Corporation	
	F	LAND		T 1	FARMLAND	
					100% Alberta School Foundation Fund	
					Taxable Total:	640
9186050	9312467 4	SW-29-24-26-4	3.00 Acres		Southeast Corner	
					C Corporation	
	F	LAND		T 1	FARMLAND	
					100% Alberta School Foundation Fund	
					Taxable Total:	640
9187000	NE-30-24-26-4		80.00 Acres		LS 9 & 10	
					C Corporation	
	F	LAND		T 1	FARMLAND	
					100% Alberta School Foundation Fund	
					Taxable Total:	18,130
9188000	NE-30-24-26-4		75.40 Acres		LSD 15 & 16	
		244074 RGE RD 265			I Individual	
	F	LAND & IMPROVEMENTS		T 1	FARMLAND	7,310
	R			T 103	RESIDENTIAL LAND & IMPROVEMENTS	411,490
					Taxable Total:	418,800
	R			E 901	RURAL RESIDENCE EXEMPTION (RAP)	7,310
	R			E 903	FARM BUILDING EXEMPT	27,200
					100% Alberta School Foundation Fund	
					Exempt Total:	34,510
					Totals:	453,310
9189000	NW-30-24-26-4		112.78 Acres		LS 12, 13 & 14	
		244071 RGE RD 270			I Individual	
	F	LAND & IMPROVEMENTS		T 1	FARMLAND	30,300
	R			T 103	RESIDENTIAL LAND & IMPROVEMENTS	640,560
					Taxable Total:	670,860



2019 Assessment Roll (Valuation Date 1-July, 2019) 2020 Taxation Year, Wheatland County

Assessment Year: 2019
Tax Year: 2020

Roll	Legal Address				Total
	R		E 901	RURAL RESIDENCE EXEMPTION (RAP)	61,540
			100%	Alberta School Foundation Fund	Totals: 732,400
9189010	1311301 1 1 NW-30-24-26-4 7.22 Acres			SW Corner LSD 12	
	244043 RGE RD 270			I Individual	
	F LAND & IMPROVEMENTS	T 1		FARMLAND	950
	R	T 103		RESIDENTIAL LAND & IMPROVEMENTS	738,150
				Taxable Total:	739,100
	R	E 901		RURAL RESIDENCE EXEMPTION (RAP)	950
		100%		Alberta School Foundation Fund	Totals: 740,050
9190000	NW-30-24-26-4 40.00 Acres			LS 11	
				C Corporation	
	F LAND	T 1		FARMLAND	Taxable Total: 10,510
		100%		Alberta School Foundation Fund	
9191000	SE-30-24-26-4 97.96 Acres			South of Canal	
				C Corporation	
	F LAND	T 1		FARMLAND	Taxable Total: 28,830
		100%		Alberta School Foundation Fund	
9191010	9312370 2 SE-30-24-26-4 50.14 Acres			North of Canal	
				C Corporation	
	F LAND	T 1		FARMLAND	Taxable Total: 12,380
		100%		Alberta School Foundation Fund	
9191020	9312370 1 SE-30-24-26-4 3.00 Acres			North of Canal on East Side	
				C Corporation	
	F LAND	T 1		FARMLAND	Taxable Total: 640
		100%		Alberta School Foundation Fund	
9191030	9610166 3 SE-30-24-26-4 3.00 Acres			Just South of Canal on E Side	
				C Corporation	
	F LAND	T 1		FARMLAND	Taxable Total: 640
		100%		Alberta School Foundation Fund	
9192000	SW-30-24-26-4 120.97 Acres			Southeast of Canal	
				C Corporation	
	F LAND	T 1		FARMLAND	Taxable Total: 34,510
		100%		Alberta School Foundation Fund	
9192010	9312622 2 SW-30-24-26-4 22.72 Acres			Northwest of Canal	
				C Corporation	
	F LAND	T 1		FARMLAND	Taxable Total: 5,550



2019 Assessment Roll (Valuation Date 1-July, 2019) 2020 Taxation Year, Wheatland County

Assessment Year: 2019
Tax Year: 2020

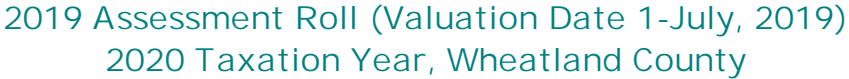
Roll	Legal Address						Total
100% Alberta School Foundation Fund							
9192020	9312622 1	SW-30-24-26-4	3.00 Acres				Northwest Corner C Corporation
	F	LAND		T	1	FARMLAND	Taxable Total: 640
100% Alberta School Foundation Fund							
9192030	9610164 3	SW-30-24-26-4	5.60 Acres				Southwest Corner C Corporation
	F	LAND		T	1	FARMLAND	Taxable Total: 1,210
100% Alberta School Foundation Fund							
9193000	NE-31-24-26-4		106.40 Acres				West Portion C Corporation
	F	LAND		T	1	FARMLAND	Taxable Total: 28,130
100% Alberta School Foundation Fund							
9193010	9312376 2	NE-31-24-26-4	41.66 Acres				East of Canal C Corporation
	F	LAND		T	1	FARMLAND	Taxable Total: 11,260
100% Alberta School Foundation Fund							
9193020	9312376 1	NE-31-24-26-4	3.00 Acres				Southeast Corner C Corporation
	F	LAND		T	1	FARMLAND	Taxable Total: 640
100% Alberta School Foundation Fund							
9193030	9610167 3	NE-31-24-26-4	3.00 Acres				Northwest of Canal C Corporation
	F	LAND		T	1	FARMLAND	Taxable Total: 580
100% Alberta School Foundation Fund							
9194000	NW-31-24-26-4		157.00 Acres				C Corporation
	F	LAND		T	1	FARMLAND	Taxable Total: 44,840
100% Alberta School Foundation Fund							
9194010	9312366 1	NW-31-24-26-4	3.00 Acres				Southwest Corner C Corporation
	F	LAND		T	1	FARMLAND	Taxable Total: 620
100% Alberta School Foundation Fund							
9195000	SE-31-24-26-4 245022 RGE RD 265		149.10 Acres				K&K Livestock Co. I Individual



2019 Assessment Roll (Valuation Date 1-July, 2019) 2020 Taxation Year, Wheatland County

Assessment Year: 2019
Tax Year: 2020

Roll	Legal Address				Total
	F	LAND & IMPROVEMENTS	T 1	FARMLAND	28,440
	R		T 103	RESIDENTIAL LAND & IMPROVEMENTS	286,760
	NR		T 105	NON-RESEIDENTIAL LAND & IMPROVEMENTS	153,390
				Taxable Total:	468,590
	R		E 901	RURAL RESIDENCE EXEMPTION (RAP)	61,540
	R		E 903	FARM BUILDING EXEMPT	53,170
			100%	Alberta School Foundation Fund	114,710
				Exempt Total:	114,710
				Totals:	583,300
9195010	9411730 1	SE-31-24-26-4 3.00 Acres		NORTHEAST CORNER	
		245042 RGE RD 265		I Individual	
	R	LAND & IMPROVEMENTS	T 103	RESIDENTIAL LAND & IMPROVEMENTS	366,400
			100%	Alberta School Foundation Fund	
9196000	SW-31-24-26-4	120.00 Acres		LSD 3, 5 & 6	
				I Individual	
	F	LAND	T 1	FARMLAND	34,300
			100%	Alberta School Foundation Fund	
9197000	SW-31-24-26-4	40.00 Acres		LDS 4	
				I Individual	
	F	LAND	T 1	FARMLAND	10,550
			100%	Alberta School Foundation Fund	
9198000	NE-32-24-26-4	157.76 Acres		I Individual	
	F	LAND	T 1	FARMLAND	27,230
			100%	Alberta School Foundation Fund	
9198010	NE-32-24-26-4	2.24 Acres		West of Northeast Corner	
		264003 TWP RD 250		I Individual	
	R	LAND & IMPROVEMENTS	T 103	RESIDENTIAL LAND & IMPROVEMENTS	457,800
	R		E 903	FARM BUILDING EXEMPT	19,750
			100%	Alberta School Foundation Fund	
				Totals:	477,550
9199000	NW-32-24-26-4	160.00 Acres		I Individual	
	F	LAND	T 1	FARMLAND	31,220
			100%	Alberta School Foundation Fund	
9200000	SE-32-24-26-4	125.80 Acres		North of Canal	
				I Individual	
	F	LAND	T 1	FARMLAND	29,400



Roll	Legal Address						Total
9200010	9112081 1 SE-32-24-26-4 2.89 Acres 245012 RGE RD 264				100% Alberta School Foundation Fund	North of Canal Southeast Cornr I Individual	
	R LAND & IMPROVEMENTS	T	103	RESIDENTIAL LAND & IMPROVEMENTS		Taxable Total:	443,000
9201000	SE-32-24-26-4 22.60 Acres				100% Alberta School Foundation Fund	South of Canal C Corporation	
	F LAND	T	1	FARMLAND		Taxable Total:	5,520
9202000	SE-32-24-26-4 2.84 Acres				100% Alberta School Foundation Fund	Southeast Corner Lyalta Gravel Stock Pile Site M Municipal	
	NR LAND	E	152	MUNI GRAVEL OPERATION- EXEMPT		Exempt Total:	165,920
9203000	SW-32-24-26-4 160.00 Acres				100% Alberta School Foundation Fund	I Individual	
	F LAND	T	1	FARMLAND		Taxable Total:	35,580
9204000	NE-33-24-26-4 157.00 Acres				100% Alberta School Foundation Fund	C Corporation	
	F LAND	T	1	FARMLAND		Taxable Total:	40,720
9204010	9312375 1 NE-33-24-26-4 3.00 Acres				100% Alberta School Foundation Fund	Northeast Corner C Corporation	
	F LAND	T	1	FARMLAND		Taxable Total:	660
9205000	NW-33-24-26-4 80.00 Acres				100% Alberta School Foundation Fund	East Half C Corporation	
	F LAND	T	1	FARMLAND		Taxable Total:	16,290
9206000	NW-33-24-26-4 80.00 Acres				100% Alberta School Foundation Fund	West Half C Corporation	
	F LAND	T	1	FARMLAND		Taxable Total:	21,260
9207000	SE-33-24-26-4 160.00 Acres				100% Alberta School Foundation Fund	C Corporation	



2019 Assessment Roll (Valuation Date 1-July, 2019) 2020 Taxation Year, Wheatland County

Assessment Year: 2019
Tax Year: 2020

Roll	Legal Address				Total	
	F	LAND	T	1 FARMLAND	Taxable Total:	38,700
9208000	SW-33-24-26-4	114.10 Acres	100% Alberta School Foundation Fund			LSD 3, 4 & 6 I Individual
	F	LAND	T	1 FARMLAND	Taxable Total:	31,720
9208010	SW-33-24-26-4	2.64 Acres	100% Alberta School Foundation Fund			Southwest Side I Individual
	R	LAND & IMPROVEMENTS	T	103 RESIDENTIAL LAND & IMPROVEMENTS	Taxable Total:	544,700
9209000	SW-33-24-26-4	39.50 Acres	100% The Golden Hills Reg. Div. 15			LSD 5 I Individual
	F	LAND	T	1 FARMLAND	Taxable Total:	9,850
9210000	NE-34-24-26-4	160.00 Acres	100% Alberta School Foundation Fund			I Individual
	F	LAND	T	1 FARMLAND	Taxable Total:	41,010
9211000	NW-34-24-26-4	140.69 Acres	100% Alberta School Foundation Fund			I Individual
	F	LAND	T	1 FARMLAND	Taxable Total:	30,020
9211010	1112317 1 1 NW-34-24-26-4	4.00 Acres	100% Alberta School Foundation Fund			NE CORNER LSD 13 I Individual
	R	LAND & IMPROVEMENTS	T	103 RESIDENTIAL LAND & IMPROVEMENTS	Taxable Total:	449,700
9211020	1811387 2 1 NW-34-24-26-4	15.31 Acres	100% Alberta School Foundation Fund			NW CORNER I Individual
	F	LAND & IMPROVEMENTS	T	1 FARMLAND		3,490
	R		T	103 RESIDENTIAL LAND & IMPROVEMENTS		374,070
					Taxable Total:	377,560
	R		E	901 RURAL RESIDENCE EXEMPTION (RAP)		37,980
	R		E	903 FARM BUILDING EXEMPT		32,750
				100% Alberta School Foundation Fund	Exempt Total:	70,730
					Totals:	448,290



2019 Assessment Roll (Valuation Date 1-July, 2019) 2020 Taxation Year, Wheatland County

Assessment Year: 2019
Tax Year: 2020

Roll	Legal Address						Total
9212000	SE-34-24-26-4	160.00 Acres					
			I Individual				
	F LAND		T 1 FARMLAND		Taxable Total:		43,230
			50% The Golden Hills Reg. Div. 15				
			50% Christ The Redeemer Reg. 3				
9213000	SW-34-24-26-4	160.00 Acres					
			I Individual				
	F LAND		T 1 FARMLAND		Taxable Total:		41,880
			50% The Golden Hills Reg. Div. 15				
			50% Christ The Redeemer Reg. 3				
9214000	NE-35-24-26-4	155.79 Acres					
			C Corporation				
	F LAND		T 1 FARMLAND		Taxable Total:		42,720
			100% Alberta School Foundation Fund				
9214010	9111063 1 NE-35-24-26-4	2.75 Acres					
			Southeast Corner				
			I Individual				
	F LAND		T 1 FARMLAND		Taxable Total:		610
			100% Alberta School Foundation Fund				
9215000	NW-35-24-26-4	157.00 Acres					
			C Corporation				
	F LAND		T 1 FARMLAND		Taxable Total:		38,960
			100% Alberta School Foundation Fund				
9215010	9312368 1 NW-35-24-26-4	3.00 Acres					
			Northeast Corner				
			C Corporation				
	F LAND		T 1 FARMLAND		Taxable Total:		660
			100% Alberta School Foundation Fund				
9216000	1210197 2 2 SE-35-24-26-4	106.32 Acres					
	245024 RGE RD 261		David's Arena & Horse Boarding				
			I Individual				
	F LAND & IMPROVEMENTS		T 1 FARMLAND				24,430
	R		T 103 RESIDENTIAL LAND & IMPROVEMENTS				470,950
	NR		T 105 NON-RESEIDENTIAL LAND & IMPROVEMENTS				466,340
			Taxable Total:				961,720
	R		E 901 RURAL RESIDENCE EXEMPTION (RAP)				24,430
	R		E 903 FARM BUILDING EXEMPT				270,530
			Exempt Total:				294,960
			Totals:				1,256,680



2019 Assessment Roll (Valuation Date 1-July, 2019) 2020 Taxation Year, Wheatland County

Assessment Year: 2019
Tax Year: 2020

Roll	Legal Address	100% Alberta School Foundation Fund			Total
9216005	1210197 2 1 SE-35-24-26-4 10.54 Acres 245034 RGE RD 261			NORTHEASTERLY CORNER I Individual	
	F LAND & IMPROVEMENTS	T 1	FARMLAND		1,530
	R	T 103	RESIDENTIAL LAND & IMPROVEMENTS		816,670
				Taxable Total:	818,200
	R	E 901	RURAL RESIDENCE EXEMPTION (RAP)		1,530
	R	E 903	FARM BUILDING EXEMPT		9,950
			100% Alberta School Foundation Fund	Exempt Total:	11,480
				Totals:	829,680
9216010	9111064 2 SE-35-24-26-4 2.75 Acres			Northeast Corner I Individual	
	F LAND	T 1	FARMLAND	Taxable Total:	280
			100% Alberta School Foundation Fund		
9216020	0715715 1 3 SE-35-24-26-4 40.00 Acres			SOUTH HALF OF LSD 1 & 2 I Individual	
	F LAND	T 1	FARMLAND	Taxable Total:	10,170
			100% The Golden Hills Reg. Div. 15		
9217000	SW-35-24-26-4 155.50 Acres			C Corporation	
	F LAND	T 1	FARMLAND	Taxable Total:	42,460
			100% Alberta School Foundation Fund		
9217010	9610163 1 SW-35-24-26-4 3.00 Acres			Northwest Corner C Corporation	
	F LAND	T 1	FARMLAND	Taxable Total:	470
			100% Alberta School Foundation Fund		
9218000	0813570 1 2 NE-36-24-26-4 71.17 Acres			LSD 9 & 16 I Individual	
	F LAND & IMPROVEMENTS	T 1	FARMLAND		14,230
	R	T 103	RESIDENTIAL LAND & IMPROVEMENTS		215,850
				Taxable Total:	230,080
	R	E 903	FARM BUILDING EXEMPT		39,850
			100% Alberta School Foundation Fund	Totals:	269,930
9218010	0813570 1 1 NE-36-24-26-4 8.55 Acres 260015 TWP RD 250			NW CORNER LSD 16 I Individual	
	F LAND & IMPROVEMENTS	T 1	FARMLAND		1,150
	R	T 103	RESIDENTIAL LAND & IMPROVEMENTS		385,650



2019 Assessment Roll (Valuation Date 1-July, 2019) 2020 Taxation Year, Wheatland County

Assessment Year: 2019
Tax Year: 2020

Roll	Legal Address				Total
				Taxable Total:	386,800
	R	E 901	RURAL RESIDENCE EXEMPTION (RAP)		1,150
	R	E 903	FARM BUILDING EXEMPT		26,110
		100%	Alberta School Foundation Fund	Exempt Total:	27,260
				Totals:	414,060
9219000	NE-36-24-26-4	79.61 Acres		LSD 10 & 15	
	260027 TWP RD 250			I Individual	
	F LAND & IMPROVEMENTS	T 1	FARMLAND		21,570
	R	T 103	RESIDENTIAL LAND & IMPROVEMENTS		569,760
				Taxable Total:	591,330
	R	E 901	RURAL RESIDENCE EXEMPTION (RAP)		21,570
	R	E 903	FARM BUILDING EXEMPT		20,970
		100%	Alberta School Foundation Fund	Exempt Total:	42,540
				Totals:	633,870
9220000	NW-36-24-26-4	66.95 Acres		LSD 13 & 14 W OF CANAL	
	245069A RGE RD 261			I Individual	
	F LAND & IMPROVEMENTS	T 1	FARMLAND		15,690
	R	T 103	RESIDENTIAL LAND & IMPROVEMENTS		385,270
				Taxable Total:	400,960
	R	E 901	RURAL RESIDENCE EXEMPTION (RAP)		16,530
		100%	Christ The Redeemer Reg. 3	Totals:	417,490
9220010	0912142 1 1	NW-36-24-26-4	7.23 Acres	PART LSD 14 E OF CANAL	
				I Individual	
	F LAND	T 1	FARMLAND	Taxable Total:	840
		100%	Christ The Redeemer Reg. 3		
9221000	NW-36-24-26-4	73.15 Acres		LSD 11 & 12	
	245045 RGE RD 261			I Individual	
	F LAND & IMPROVEMENTS	T 1	FARMLAND		17,570
	R	T 103	RESIDENTIAL LAND & IMPROVEMENTS		912,370
				Taxable Total:	929,940
	R	E 901	RURAL RESIDENCE EXEMPTION (RAP)		28,630
		100%	Alberta School Foundation Fund	Totals:	958,570
9222000	SE-36-24-26-4	160.00 Acres		I Individual	
	F LAND	T 1	FARMLAND	Taxable Total:	43,580
		100%	Alberta School Foundation Fund		



2019 Assessment Roll (Valuation Date 1-July, 2019) 2020 Taxation Year, Wheatland County

Assessment Year: 2019
Tax Year: 2020

Roll	Legal Address					Total
9223000	SW-36-24-26-4	134.98 Acres			I Individual	
	F LAND		T 1 FARMLAND	Taxable Total:		34,910
			100% Alberta School Foundation Fund			
9223100	IRR253 RW RW 24 SW-36-24-26-4	35.70 Acres			Canal ROW;24.5aSW & 11.2aNW P Provincial	
	NR LAND		E 167 WESTERN IRRIGATION DIST EXEMPT	Exempt Total:		252,870
			100% Alberta School Foundation Fund			
9224000	2279AD 2 SW-2-24-26-4	0.40 Acres			LOT'S(1&2&8-10)NOT REGISTERED I Individual	
	R LAND		T 104 RESIDENTIAL VACANT LAND	Taxable Total:		23,300
			100% Alberta School Foundation Fund			
9225000	SW-2-24-26-4	3,250 Sq. Feet			PL-2279AD;2;3;Not Registered I Individual	
	R LAND		T 104 RESIDENTIAL VACANT LAND	Taxable Total:		7,300
			100% Alberta School Foundation Fund			
9226000	2279AD 2 4-6 SW-2-24-26-4	9,750 Sq. Feet			I Individual	
	R LAND		T 104 RESIDENTIAL VACANT LAND	Taxable Total:		14,300
			100% Alberta School Foundation Fund			
9229000	2279AD 2 7 SW-2-24-26-4	3,250 Sq. Feet			M Municipal	
	R LAND		T 104 RESIDENTIAL VACANT LAND	Taxable Total:		9,800
			100% Alberta School Foundation Fund			
9231000	6003JK 3 1 SW-2-24-26-4	0.39 Acres			Cheadle Ball Diamond I Individual	
	113 COUSIN ST					
	NR LAND		E 165 CHARITABLE & WELFARE EXEMPT	Exempt Total:		13,120
			100% Alberta School Foundation Fund			
9232000	6003JK 3 2 SW-2-24-26-4	1.93 Acres			CHEADLE HALL & BALL DIAMONDS Cheadle Hall & Ball Diamonds C Corporation	
	10 MALONE AVE					
	NR LAND & IMPROVEMENTS		E 165 CHARITABLE & WELFARE EXEMPT	Exempt Total:		559,510
			100% Alberta School Foundation Fund			
9234000	2279AD 3 17-24 SW-2-24-26-4	23,988 Sq. Feet			I Individual	
	6 MALONE AVE					
	R LAND & IMPROVEMENTS		T 103 RESIDENTIAL LAND & IMPROVEMENTS	Taxable Total:		350,700



2019 Assessment Roll (Valuation Date 1-July, 2019) 2020 Taxation Year, Wheatland County

Assessment Year: 2019
Tax Year: 2020

Roll	Legal Address						Total
9240000	7762GF 4 13 SW-2-24-26-4 18,000 Sq. Feet 100 COUSIN ST						100% Christ The Redeemer Reg. 3
						I Individual	
	R	LAND & IMPROVEMENTS			T 103	RESIDENTIAL LAND & IMPROVEMENTS	Taxable Total: 284,700
100% Alberta School Foundation Fund							
9241000	0212855 7 39 SW-2-24-26-4 0.79 Acres 104 COUSIN ST						I Individual
	R	LAND & IMPROVEMENTS			T 103	RESIDENTIAL LAND & IMPROVEMENTS	Taxable Total: 409,300
	100% Alberta School Foundation Fund						
9241010	0514397 7 41 SW-2-24-26-4 0.58 Acres 108 COUSIN ST						I Individual
	R	LAND & IMPROVEMENTS			T 103	RESIDENTIAL LAND & IMPROVEMENTS	Taxable Total: 445,600
	100% Alberta School Foundation Fund						
9241020	0514397 7 42 SW-2-24-26-4 0.58 Acres 112 COUSIN ST						I Individual
	R	LAND & IMPROVEMENTS			T 103	RESIDENTIAL LAND & IMPROVEMENTS	Taxable Total: 468,000
	100% Alberta School Foundation Fund						
9241030	0514397 7 43 SW-2-24-26-4 0.58 Acres 116 COUSIN ST						I Individual
	R	LAND			T 104	RESIDENTIAL VACANT LAND	Taxable Total: 71,800
	100% Alberta School Foundation Fund						
9241040	0514397 7 44 SW-2-24-26-4 0.58 Acres 120 COUSIN ST						I Individual
	R	LAND & IMPROVEMENTS			T 103	RESIDENTIAL LAND & IMPROVEMENTS	71,800
	R				E 903	FARM BUILDING EXEMPT	15,920
						100% Alberta School Foundation Fund	Totals: 87,720
9242000	754N A SE-3-24-26-4 699 Sq. Feet						M Municipal
	NR	LAND			E 160	TAX RECOVERY EXEMPT	Exempt Total: 7,680
	100% Alberta School Foundation Fund						
9243000	754N B 1-5 SE-3-24-26-4 16,543 Sq. Feet 199 RAILWAY AVE						I Individual
	R	LAND & IMPROVEMENTS			T 103	RESIDENTIAL LAND & IMPROVEMENTS	Taxable Total: 346,500
	100% Alberta School Foundation Fund						



2019 Assessment Roll (Valuation Date 1-July, 2019) 2020 Taxation Year, Wheatland County

Assessment Year: 2019
Tax Year: 2020

Roll	Legal Address	Total
9248000	754N B 6-11 SE-3-24-26-4 19,851 Sq. Feet 107 RAILWAY AVE I Individual	
	R LAND & IMPROVEMENTS T 103 RESIDENTIAL LAND & IMPROVEMENTS 100% The Golden Hills Reg. Div. 15 Taxable Total:	257,000
9252000	754N B 12 SE-3-24-26-4 8,565 Sq. Feet M Municipal	
	NR LAND E 160 TAX RECOVERY EXEMPT 100% Alberta School Foundation Fund Exempt Total:	43,430
9256000	754N B 21-25 SE-3-24-26-4 33,899 Sq. Feet 109 STYL ST I Individual	
	R LAND & IMPROVEMENTS T 103 RESIDENTIAL LAND & IMPROVEMENTS 100% Alberta School Foundation Fund Taxable Total:	461,100
9259000	754N C 1-4 SE-3-24-26-4 12,132 Sq. Feet 213 RAILWAY AVE 16.97 Feet of Lot 4 I Individual	
	R LAND & IMPROVEMENTS T 103 RESIDENTIAL LAND & IMPROVEMENTS 100% Alberta School Foundation Fund Taxable Total:	320,800
9260000	754N C 4-8 SE-3-24-26-4 12,130 Sq. Feet 209 RAILWAY AVE 8.48' of Lot 4 & 8.48' Lot 8 Maggie & Company Inc. Book Keeping I Individual	
	R LAND & IMPROVEMENTS T 103 RESIDENTIAL LAND & IMPROVEMENTS NR T 105 NON-RESEIDENTIAL LAND & IMPROVEMENTS 100% The Golden Hills Reg. Div. 15 Taxable Total:	289,520 13,980 303,500
9261000	754N C 8-11 SE-3-24-26-4 12,132 Sq. Feet 205 RAILWAY AVE 16.97' of Lot 8 I Individual	
	R LAND & IMPROVEMENTS T 103 RESIDENTIAL LAND & IMPROVEMENTS 100% Alberta School Foundation Fund Taxable Total:	322,300
9262000	754N C 12,13 SE-3-24-26-4 13,000 Sq. Feet 108 STYL ST I Individual	
	R LAND & IMPROVEMENTS T 103 RESIDENTIAL LAND & IMPROVEMENTS 100% Alberta School Foundation Fund Taxable Total:	364,800
9263000	754N C 14,15 SE-3-24-26-4 13,000 Sq. Feet 104 STYL ST I Individual	
	R LAND & IMPROVEMENTS T 103 RESIDENTIAL LAND & IMPROVEMENTS 100% Alberta School Foundation Fund Taxable Total:	362,700
9265000	754N C 16-18 SE-3-24-26-4 19,500 Sq. Feet 100 HENDRY AVE I Individual	



2019 Assessment Roll (Valuation Date 1-July, 2019) 2020 Taxation Year, Wheatland County

Assessment Year: 2019
Tax Year: 2020

Roll	Legal Address				Total	
	R	LAND & IMPROVEMENTS		T 103 RESIDENTIAL LAND & IMPROVEMENTS 100% Alberta School Foundation Fund	Taxable Total:	358,600
9267000	754N C 19-21 101 MAIN ST	SE-3-24-26-4	19,500 Sq. Feet		I Individual	
	R	LAND & IMPROVEMENTS		T 103 RESIDENTIAL LAND & IMPROVEMENTS 100% Alberta School Foundation Fund	Taxable Total:	411,200
9270000	754N C 22,23 105 MAIN ST	SE-3-24-26-4	13,000 Sq. Feet		I Individual	
	R	LAND & IMPROVEMENTS		T 103 RESIDENTIAL LAND & IMPROVEMENTS 100% Alberta School Foundation Fund	Taxable Total:	314,200
9271000	754N C 24,25 109 MAIN ST	SE-3-24-26-4	13,000 Sq. Feet		I Individual	
	R	LAND & IMPROVEMENTS		T 103 RESIDENTIAL LAND & IMPROVEMENTS 100% Alberta School Foundation Fund	Taxable Total:	397,700
9272000	754N D,K	SE-3-24-26-4	6.62 Acres		C Corporation	
	R	LAND		T 104 RESIDENTIAL VACANT LAND 100% Alberta School Foundation Fund	Taxable Total:	226,500
9273000	754N E 1-4 113 VALOR ST	SE-3-24-26-4	12,132 Sq. Feet		16.97' OF LOT 4 I Individual	
	R	LAND & IMPROVEMENTS		T 103 RESIDENTIAL LAND & IMPROVEMENTS 100% Alberta School Foundation Fund	Taxable Total:	337,100
9274000	754N E 4-8 305 RAILWAY AVE	SE-3-24-26-4	12,130 Sq. Feet		8.48' OF LOT 4 & 8.48' OF LOT 8 I Individual	
	R	LAND & IMPROVEMENTS		T 103 RESIDENTIAL LAND & IMPROVEMENTS 100% Alberta School Foundation Fund	Taxable Total:	335,100
9275000	754N E 8-11 301 RAILWAY AVE	SE-3-24-26-4	12,132 Sq. Feet		16.97' OF LOT 8 I Individual	
	R	LAND & IMPROVEMENTS		T 103 RESIDENTIAL LAND & IMPROVEMENTS 100% Alberta School Foundation Fund	Taxable Total:	295,800
9276000	754N E 12,13 108 MAIN ST	SE-3-24-26-4	13,000 Sq. Feet		I Individual	
	R	LAND & IMPROVEMENTS		T 103 RESIDENTIAL LAND & IMPROVEMENTS 100% Alberta School Foundation Fund	Taxable Total:	259,300



2019 Assessment Roll (Valuation Date 1-July, 2019) 2020 Taxation Year, Wheatland County

Assessment Year: 2019
Tax Year: 2020

Roll	Legal Address	Total
9277000	754N E 14,15 SE-3-24-26-4 13,000 Sq. Feet 104 MAIN ST I Individual	
	R LAND & IMPROVEMENTS T 103 RESIDENTIAL LAND & IMPROVEMENTS 100% Alberta School Foundation Fund Taxable Total:	264,100
9278000	754N E 16-18 SE-3-24-26-4 19,500 Sq. Feet 100 MAIN ST I Individual	
	R LAND & IMPROVEMENTS T 103 RESIDENTIAL LAND & IMPROVEMENTS 100% Alberta School Foundation Fund Taxable Total:	520,300
9281000	754N F 1,2 SE-3-24-26-4 13,000 Sq. Feet 201 HENDRY AVE C Corporation	
	R LAND & IMPROVEMENTS T 103 RESIDENTIAL LAND & IMPROVEMENTS 100% Alberta School Foundation Fund Taxable Total:	547,500
9283000	8310538 1MR SE-3-24-26-4 1.10 Acres 205 HENDRY AVE Cheadle Park & Outdoor Rink M Municipal	
	NR LAND & IMPROVEMENTS E 155 WHEATLAND COUNTY EXEMPT 100% Alberta School Foundation Fund Exempt Total:	155,940
9284000	8310538 2 SE-3-24-26-4 1.04 Acres 109 VALOR ST I Individual	
	R LAND & IMPROVEMENTS T 103 RESIDENTIAL LAND & IMPROVEMENTS 100% Alberta School Foundation Fund Taxable Total:	310,200
9285000	8310538 3 SE-3-24-26-4 1.37 Acres 104 VALOR ST Carnivals For Kids at Heart- Rentals I Individual	
	R LAND & IMPROVEMENTS T 103 RESIDENTIAL LAND & IMPROVEMENTS NR T 105 NON-RESEIDENTIAL LAND & IMPROVEMENTS 100% Alberta School Foundation Fund Taxable Total:	423,250 91,940 515,190
9286000	9911548 10 8 SE-3-24-26-4 0.46 Acres 200 RAILWAY AVE I Individual	
	R LAND & IMPROVEMENTS T 103 RESIDENTIAL LAND & IMPROVEMENTS 100% The Golden Hills Reg. Div. 15 Taxable Total:	464,600
9286010	9911548 10 9 SE-3-24-26-4 0.46 Acres 204 RAILWAY AVE I Individual	
	R LAND & IMPROVEMENTS T 103 RESIDENTIAL LAND & IMPROVEMENTS 100% Alberta School Foundation Fund Taxable Total:	392,200
9287000	9911548 10 10 SE-3-24-26-4 0.46 Acres 208 RAILWAY AVE I Individual	



2019 Assessment Roll (Valuation Date 1-July, 2019) 2020 Taxation Year, Wheatland County

Assessment Year: 2019
Tax Year: 2020

Roll	Legal Address					Total
	R	LAND & IMPROVEMENTS	T	103	RESIDENTIAL LAND & IMPROVEMENTS 100% Alberta School Foundation Fund	Taxable Total: 499,100
9287010	9911548 10 11	SE-3-24-26-4 0.46 Acres 212 RAILWAY AVE				I Individual
	R	LAND & IMPROVEMENTS	T	103	RESIDENTIAL LAND & IMPROVEMENTS 100% Alberta School Foundation Fund	Taxable Total: 398,100
9288000	9911548 10 12	SE-3-24-26-4 0.46 Acres 216 RAILWAY AVE				I Individual
	R	LAND	T	104	RESIDENTIAL VACANT LAND 100% Alberta School Foundation Fund	Taxable Total: 87,500
9288010	9911548 10 13	SE-3-24-26-4 0.46 Acres 300 RAILWAY AVE				I Individual
	R	LAND & IMPROVEMENTS	T	103	RESIDENTIAL LAND & IMPROVEMENTS 100% Alberta School Foundation Fund	Taxable Total: 517,100
9289000	9911548 10 14MR	SE-3-24-26-4 0.53 Acres 304 RAILWAY AVE				Municipal Reserve M Municipal
	NR	LAND	E	155	WHEATLAND COUNTY EXEMPT 100% Alberta School Foundation Fund	Exempt Total: 79,470
9290000	9911548 10 6	SE-3-24-26-4 0.48 Acres 106 RAILWAY AVE				I Individual
	R	LAND & IMPROVEMENTS	T	103	RESIDENTIAL LAND & IMPROVEMENTS 100% Alberta School Foundation Fund	Taxable Total: 409,800
9290020	9510551 10 4	SE-3-24-26-4 1.09 Acres 102 RAILWAY AVE				I Individual
	R	LAND & IMPROVEMENTS	T	103	RESIDENTIAL LAND & IMPROVEMENTS 100% Alberta School Foundation Fund	Taxable Total: 546,300
9290100	SE-3-24-26-4	51.03 Acres 262041 TWP RD 240				Southwest of Railway BarBeeJay Supplies Ltd. C Corporation
	F	LAND & IMPROVEMENTS	T	1	FARMLAND	6,120
	R		T	103	RESIDENTIAL LAND & IMPROVEMENTS	325,080
	NR		T	105	NON-RESEIDENTIAL LAND & IMPROVEMENTS	198,250
					Taxable Total:	529,450
	R		E	901	RURAL RESIDENCE EXEMPTION (RAP)	6,120
	R		E	903	FARM BUILDING EXEMPT	20,120
					Exempt Total:	26,240
					Totals:	555,690



2019 Assessment Roll (Valuation Date 1-July, 2019) 2020 Taxation Year, Wheatland County

Assessment Year: 2019
Tax Year: 2020

Roll	Legal Address	100% Alberta School Foundation Fund			Total
9291000	0513699 11 1 SE-3-24-26-4 1.00 Acres 405 RAILWAY AVE			I Individual	
	R LAND	T 104	RESIDENTIAL VACANT LAND	Taxable Total:	126,000
			100% Alberta School Foundation Fund		
9291002	0513699 11 2 SE-3-24-26-4 1.00 Acres 409 RAILWAY AVE			I Individual	
	R LAND & IMPROVEMENTS	T 103	RESIDENTIAL LAND & IMPROVEMENTS	Taxable Total:	482,700
			100% Alberta School Foundation Fund		
9291004	0513699 11 3 SE-3-24-26-4 1.00 Acres 413 RAILWAY AVE			I Individual	
	R LAND	T 104	RESIDENTIAL VACANT LAND	Taxable Total:	126,000
			100% Alberta School Foundation Fund		
9291006	0513699 11 4 SE-3-24-26-4 1.00 Acres 417 RAILWAY AVE			I Individual	
	R LAND & IMPROVEMENTS	T 103	RESIDENTIAL LAND & IMPROVEMENTS	Taxable Total:	632,400
			100% Alberta School Foundation Fund		
9291008	0513699 11 5 SE-3-24-26-4 1.00 Acres 421 RAILWAY AVE			C Corporation	
	R LAND	T 104	RESIDENTIAL VACANT LAND	Taxable Total:	171,600
			100% Alberta School Foundation Fund		
9291010	0513699 11 6 SE-3-24-26-4 1.00 Acres 425 RAILWAY AVE			I Individual	
	R LAND & IMPROVEMENTS	T 103	RESIDENTIAL LAND & IMPROVEMENTS	Taxable Total:	674,800
			100% Alberta School Foundation Fund		
9291012	0513699 11 7 SE-3-24-26-4 1.00 Acres 429 RAILWAY AVE			I Individual	
	R LAND & IMPROVEMENTS	T 103	RESIDENTIAL LAND & IMPROVEMENTS	Taxable Total:	596,500
			100% Alberta School Foundation Fund		
9291300	9911548 10 15 SE-3-24-26-4 8.09 Acres 400 RAILWAY AVE			I Individual	
	F LAND & IMPROVEMENTS	T 1	FARMLAND		520
	R	T 103	RESIDENTIAL LAND & IMPROVEMENTS		553,280
				Taxable Total:	553,800
	R	E 901	RURAL RESIDENCE EXEMPTION (RAP)		520
				Totals:	554,320



2019 Assessment Roll (Valuation Date 1-July, 2019) 2020 Taxation Year, Wheatland County

Assessment Year: 2019
Tax Year: 2020

Roll	Legal Address					Total
9293030	IRR316	NW-1-25-26-4	1.40 Acres		Ptn. Canal R of Way I Individual	
	F	LAND		T 1 FARMLAND 100% Alberta School Foundation Fund	Taxable Total:	160
9293040	0012268	NW-1-25-26-4	0.06 Acres		Canal R of Way I Individual	
	NR	LAND		E 167 WESTERN IRRIGATION DIST EXEMPT 100% Alberta School Foundation Fund	Exempt Total:	20,960
9294000	SE-1-25-26-4 260012 TWP RD 250	150.05 Acres			C Corporation	
	F	LAND & IMPROVEMENTS		T 1 FARMLAND		32,830
	R			T 103 RESIDENTIAL LAND & IMPROVEMENTS		386,670
					Taxable Total:	419,500
	R			E 901 RURAL RESIDENCE EXEMPTION (RAP) 100% Alberta School Foundation Fund		32,830
					Totals:	452,330
9294010	9310598 1	SE-1-25-26-4	2.99 Acres		Southwest Corner I Individual	
	R	LAND & IMPROVEMENTS		T 103 RESIDENTIAL LAND & IMPROVEMENTS 100% Alberta School Foundation Fund	Taxable Total:	262,100
9295000	SW-1-25-26-4	152.79 Acres			I Individual	
	F	LAND		T 1 FARMLAND 100% Alberta School Foundation Fund	Taxable Total:	40,710
9295010	1712204 1 1	SW-1-25-26-4	3.17 Acres		Northwest Corner I Individual	
	R	LAND & IMPROVEMENTS		T 103 RESIDENTIAL LAND & IMPROVEMENTS 100% Alberta School Foundation Fund	Taxable Total:	589,700
9295020	IRR316	N -1-25-26-4	48.89 Acres		NE 18.6ac,NW 22.09ac,SE 6.1ac I Individual	
	NR	LAND		E 167 WESTERN IRRIGATION DIST EXEMPT 100% Alberta School Foundation Fund	Exempt Total:	60,300
9296000	NE-2-25-26-4	143.71 Acres			I Individual	
	F	LAND & IMPROVEMENTS		T 1 FARMLAND		38,970
	R			E 903 FARM BUILDING EXEMPT		17,990
					Totals:	56,960



2019 Assessment Roll (Valuation Date 1-July, 2019) 2020 Taxation Year, Wheatland County

Assessment Year: 2019
Tax Year: 2020

Roll	Legal Address	100% Alberta School Foundation Fund			Total
9297000	9810228 1 NE-2-25-26-4 2.99 Acres	NORTHEAST CORNER LSD9 I Individual			
	F LAND	T 1 FARMLAND	Taxable Total:		640
		100% Alberta School Foundation Fund			
9297010	NE-2-25-26-4 6.68 Acres 250080 RGE RD 261	Northeast Corner I Individual			
	F LAND & IMPROVEMENTS	T 1 FARMLAND			800
	R	T 103 RESIDENTIAL LAND & IMPROVEMENTS			304,700
			Taxable Total:		305,500
	R	E 901 RURAL RESIDENCE EXEMPTION (RAP)			800
	R	E 903 FARM BUILDING EXEMPT			14,520
		100% Alberta School Foundation Fund			
			Exempt Total:		15,320
			Totals:		320,820
9297020	0012268 NE-2-25-26-4 6.62 Acres	Canal Right of Way I Individual			
	NR LAND	E 167 WESTERN IRRIGATION DIST EXEMPT	Exempt Total:		8,170
		100% Alberta School Foundation Fund			
9298000	NW-2-25-26-4 157.01 Acres	I Individual			
	F LAND	T 1 FARMLAND	Taxable Total:		40,330
		100% Alberta School Foundation Fund			
9298010	9711722 1 NW-2-25-26-4 2.99 Acres 250043 RGE RD 262	Southwest Corner I Individual			
	R LAND & IMPROVEMENTS	T 103 RESIDENTIAL LAND & IMPROVEMENTS	Taxable Total:		675,500
		100% Alberta School Foundation Fund			
9299000	SE-2-25-26-4 159.00 Acres	I Individual			
	F LAND	T 1 FARMLAND	Taxable Total:		45,650
		100% The Golden Hills Reg. Div. 15			
9300000	SW-2-25-26-4 160.00 Acres	I Individual			
	F LAND	T 1 FARMLAND	Taxable Total:		43,170
		100% Christ The Redeemer Reg. 3			
9301000	NE-3-25-26-4 139.14 Acres	South 2296.17' I Individual			
	F LAND	T 1 FARMLAND	Taxable Total:		38,200



2019 Assessment Roll (Valuation Date 1-July, 2019) 2020 Taxation Year, Wheatland County

Assessment Year: 2019
Tax Year: 2020

Roll	Legal Address					Total	
9301010	NE-3-25-26-4		20.86 Acres		100% Alberta School Foundation Fund		
	250080 RGE RD 262				North 343.83'		
					I Individual		
	F	LAND & IMPROVEMENTS		T	1 FARMLAND	3,140	
	R			T	103 RESIDENTIAL LAND & IMPROVEMENTS	379,710	
					Taxable Total:	382,850	
	R			E	901 RURAL RESIDENCE EXEMPTION (RAP)	3,140	
	R			E	903 FARM BUILDING EXEMPT	60,950	
				100% The Golden Hills Reg. Div. 15	Exempt Total:	64,090	
					Totals:	446,940	
9302000	NW-3-25-26-4		151.00 Acres				
					I Individual		
	F	LAND		T	1 FARMLAND	Taxable Total:	40,810
100% The Golden Hills Reg. Div. 15							
9302010	0010769 1 NW-3-25-26-4		3.00 Acres				
	250079 RGE RD 263				NORTHWEST CORNER		
				I Individual			
	R	LAND & IMPROVEMENTS		T	103 RESIDENTIAL LAND & IMPROVEMENTS	Taxable Total:	765,800
				100% Alberta School Foundation Fund			
9302020	1412267 2 1 NW-3-25-26-4		3.00 Acres				
	250071A RGE RD 263				110 M South of NW Corner		
				I Individual			
	R	LAND & IMPROVEMENTS		T	103 RESIDENTIAL LAND & IMPROVEMENTS	Taxable Total:	671,600
				100% Alberta School Foundation Fund			
9302030	1412267 2 2 NW-3-25-26-4		3.00 Acres				
					220 M South of NW Corner		
				I Individual			
	R	LAND & IMPROVEMENTS		T	103 RESIDENTIAL LAND & IMPROVEMENTS	Taxable Total:	192,000
				100% Alberta School Foundation Fund			
9303000	SE-3-25-26-4		152.98 Acres				
					I Individual		
	F	LAND		T	1 FARMLAND	Taxable Total:	44,520
				100% Alberta School Foundation Fund			
9303010	0914170 1 1 SE-3-25-26-4		7.02 Acres				
	250038 RGE RD 262				N.E. CORNER		
					I Individual		
	F	LAND & IMPROVEMENTS		T	1 FARMLAND		770
	R			T	103 RESIDENTIAL LAND & IMPROVEMENTS		408,520
					Taxable Total:	409,290	
	R			E	901 RURAL RESIDENCE EXEMPTION (RAP)		770



2019 Assessment Roll (Valuation Date 1-July, 2019) 2020 Taxation Year, Wheatland County

Assessment Year: 2019
Tax Year: 2020

Roll	Legal Address	Total
	R E 903 FARM BUILDING EXEMPT 100% Alberta School Foundation Fund	23,570 24,340 433,630
9304000	SW-3-25-26-4 157.00 Acres C Corporation	
	F LAND T 1 FARMLAND 100% Alberta School Foundation Fund	Taxable Total: 42,730
9304010	0010771 2 SW-3-25-26-4 3.00 Acres 250003 RGE RD 263	SOUTHWEST CORNER I Individual
	R LAND & IMPROVEMENTS T 103 RESIDENTIAL LAND & IMPROVEMENTS 100% Alberta School Foundation Fund	Taxable Total: 550,800
9305000	NE-4-25-26-4 160.00 Acres I Individual	
	F LAND T 1 FARMLAND 100% Alberta School Foundation Fund	Taxable Total: 44,200
9306000	NW-4-25-26-4 128.10 Acres I Individual	
	F LAND T 1 FARMLAND 100% Alberta School Foundation Fund	Taxable Total: 29,550
9306010	9311317 1 NW-4-25-26-4 15.94 Acres 250083 RGE RD 264	Northwest Portion I Individual
	F LAND & IMPROVEMENTS T 1 FARMLAND	1,890
	R T 103 RESIDENTIAL LAND & IMPROVEMENTS	457,210
		Taxable Total: 459,100
	R E 901 RURAL RESIDENCE EXEMPTION (RAP) 100% Alberta School Foundation Fund	1,890 460,990
9306020	9410874 2 NW-4-25-26-4 10.01 Acres 250043 RGE RD 264	Southwest Corner Trucking Business C Corporation
	F LAND & IMPROVEMENTS T 1 FARMLAND	920
	R T 103 RESIDENTIAL LAND & IMPROVEMENTS	410,780
	NR T 105 NON-RESEIDENTIAL LAND & IMPROVEMENTS	396,290
		Taxable Total: 807,990
	R E 901 RURAL RESIDENCE EXEMPTION (RAP) 100% Alberta School Foundation Fund	920 808,910
9306030	1012490 3 1 NW-4-25-26-4 5.00 Acres 250073 RGE RD 264	106m S OF NW CORNER I Individual



2019 Assessment Roll (Valuation Date 1-July, 2019) 2020 Taxation Year, Wheatland County

Assessment Year: 2019
Tax Year: 2020

Roll	Legal Address					Total
	F	LAND & IMPROVEMENTS	T	1	FARMLAND	420
	R		T	103	RESIDENTIAL LAND & IMPROVEMENTS	365,880
	Taxable Total:					366,300
	R		E	901	RURAL RESIDENCE EXEMPTION (RAP)	420
	R		E	903	FARM BUILDING EXEMPT	2,170
	100% Alberta School Foundation Fund					2,590
	Exempt Total:					2,590
	Totals:					368,890
9307000	SE-4-25-26-4 160.00 Acres 263026 TWP RD 250					I Individual
	F	LAND & IMPROVEMENTS	T	1	FARMLAND	43,830
	R		T	103	RESIDENTIAL LAND & IMPROVEMENTS	309,860
	Taxable Total:					353,690
	R		E	901	RURAL RESIDENCE EXEMPTION (RAP)	61,540
	100% Alberta School Foundation Fund					Totals:
						415,230
9308000	SW-4-25-26-4 80.00 Acres					LSD 3 & 6 I Individual
	F	LAND	T	1	FARMLAND	Taxable Total:
	100% Alberta School Foundation Fund					18,380
9309000	SW-4-25-26-4 80.00 Acres					West Half I Individual
	F	LAND & IMPROVEMENTS	T	1	FARMLAND	14,700
	R		T	103	RESIDENTIAL LAND & IMPROVEMENTS	187,650
	Taxable Total:					202,350
	R		E	903	FARM BUILDING EXEMPT	7,450
	100% Alberta School Foundation Fund					Totals:
						209,800
9310000	NE-5-25-26-4 159.00 Acres					I Individual
	F	LAND	T	1	FARMLAND	Taxable Total:
	100% Alberta School Foundation Fund					43,200
9311000	NW-5-25-26-4 152.91 Acres					I Individual
	F	LAND	T	1	FARMLAND	Taxable Total:
	100% Alberta School Foundation Fund					30,340
9312000	SE-5-25-26-4 116.12 Acres					LSD 1, 7 & 8 I Individual
	F	LAND	T	1	FARMLAND	Taxable Total:
	100% Alberta School Foundation Fund					24,290



2019 Assessment Roll (Valuation Date 1-July, 2019) 2020 Taxation Year, Wheatland County

Assessment Year: 2019
Tax Year: 2020

Roll	Legal Address	Total
9313000	SE-5-25-26-4 40.00 Acres 264038 TWP RD 250	LSD 2 I Individual
	F LAND & IMPROVEMENTS T 1 FARMLAND	4,660
	R T 103 RESIDENTIAL LAND & IMPROVEMENTS	317,840
		Taxable Total: 322,500
	R E 901 RURAL RESIDENCE EXEMPTION (RAP)	4,660
	R E 903 FARM BUILDING EXEMPT	10,220
	100% The Golden Hills Reg. Div. 15	Exempt Total: 14,880
		Totals: 337,380
9314000	9811507 1 SE-5-25-26-4 2.88 Acres 250002 RGE RD 264	SOUTHEAST CORNER I Individual
	R LAND & IMPROVEMENTS T 103 RESIDENTIAL LAND & IMPROVEMENTS	Taxable Total: 414,700
	100% Alberta School Foundation Fund	
9315000	SW-5-25-26-4 158.50 Acres 264050 TWP RD 250	I Individual
	F LAND & IMPROVEMENTS T 1 FARMLAND	30,200
	R T 103 RESIDENTIAL LAND & IMPROVEMENTS	439,660
		Taxable Total: 469,860
	R E 901 RURAL RESIDENCE EXEMPTION (RAP)	61,540
	R E 903 FARM BUILDING EXEMPT	12,800
	100% Alberta School Foundation Fund	Exempt Total: 74,340
		Totals: 544,200
9316000	NE-6-25-26-4 150.04 Acres	I Individual
	F LAND T 1 FARMLAND	Taxable Total: 39,350
	100% Alberta School Foundation Fund	
9316010	9310222 1 NE-6-25-26-4 3.00 Acres	Southeast Corner I Individual
	F LAND T 1 FARMLAND	Taxable Total: 620
	100% Alberta School Foundation Fund	
9317000	NW-6-25-26-4 153.27 Acres	I Individual
	F LAND T 1 FARMLAND	Taxable Total: 41,350
	100% Alberta School Foundation Fund	
9317010	9211880 1 NW-6-25-26-4 3.00 Acres 250061 RGE RD 270	West Central Portion I Individual
	R LAND & IMPROVEMENTS T 103 RESIDENTIAL LAND & IMPROVEMENTS	Taxable Total: 437,600



2019 Assessment Roll (Valuation Date 1-July, 2019) 2020 Taxation Year, Wheatland County

Assessment Year: 2019
Tax Year: 2020

Roll	Legal Address					Total
9318000	SE-6-25-26-4	147.11 Acres		100% Alberta School Foundation Fund		
	F	LAND	T	1	FARMLAND	
	C Corporation					
	Taxable Total:					36,700
9318010	9311575 1	SE-6-25-26-4	4.00 Acres		100% Alberta School Foundation Fund	
	F	LAND	T	1	FARMLAND	
	Northeast Portion LSD 1					
	C Corporation					
	Taxable Total:					720
9318020	9311575 2	SE-6-25-26-4	6.49 Acres		100% Alberta School Foundation Fund	
	F	LAND	T	1	FARMLAND	
	Southeast Corner					
	C Corporation					
	Taxable Total:					1,210
9319000	SW-6-25-26-4	126.45 Acres		100% Alberta School Foundation Fund		
	F	LAND	T	1	FARMLAND	
	South of Railway					
	C Corporation					
	Taxable Total:					31,230
9319010	0413795 3 1	SW-6-25-26-4	15.53 Acres		100% Alberta School Foundation Fund	
	F	LAND	T	1	FARMLAND	
	NW Corner					
	I Individual					
	Taxable Total:					3,570
9319015	1911499 3 3	SW-6-25-26-4	3.20 Acres		100% Alberta School Foundation Fund	
	F	LAND	T	1	FARMLAND	
	SW Corner of LSD 5					
	C Corporation					
	Taxable Total:					740
9319020	0413794 3 2	SW-6-25-26-4	10.49 Acres		100% Alberta School Foundation Fund	
	F	LAND	T	1	FARMLAND	
	SE of Railway- IN LSD 5					
	C Corporation					
	Taxable Total:					2,340
9320000	NE-7-25-26-4	146.44 Acres		100% Alberta School Foundation Fund		
	F	LAND	T	1	FARMLAND	
	I Individual					
	Taxable Total:					40,180
9320010	9811581	NE-7-25-26-4	13.56 Acres		100% Alberta School Foundation Fund	
	CANAL RIGHT OF WAY					
	I Individual					



2019 Assessment Roll (Valuation Date 1-July, 2019) 2020 Taxation Year, Wheatland County

Assessment Year: 2019
Tax Year: 2020

Roll	Legal Address					Total
	NR	LAND	E 167	WESTERN IRRIGATION DIST EXEMPT	Exempt Total:	16,720
			100%	Alberta School Foundation Fund		
9321000	NW-7-25-26-4	141.37 Acres			C Corporation	
	F	LAND	T 1	FARMLAND	Taxable Total:	38,780
			100%	Alberta School Foundation Fund		
9321010	9311224 1	NW-7-25-26-4 8.77 Acres			NE Corner North of Canal C Corporation	
	F	LAND	T 1	FARMLAND	Taxable Total:	1,070
			100%	Alberta School Foundation Fund		
9321020	NW-7-25-26-4	9.86 Acres			PLAN 9411857 Canal Right of I Individual	
	NR	LAND	E 167	WESTERN IRRIGATION DIST EXEMPT	Exempt Total:	12,160
			100%	Alberta School Foundation Fund		
9322000	SE-7-25-26-4	156.95 Acres			C Corporation	
	F	LAND	T 1	FARMLAND	Taxable Total:	42,080
			100%	Alberta School Foundation Fund		
9322010	9210353 1	SE-7-25-26-4 3.00 Acres			Northeast Corner C Corporation	
	F	LAND	T 1	FARMLAND	Taxable Total:	650
			100%	Alberta School Foundation Fund		
9323000	SW-7-25-26-4	115.61 Acres			East of Canal C Corporation	
	F	LAND	T 1	FARMLAND	Taxable Total:	29,510
			100%	Alberta School Foundation Fund		
9323010	9611062 A	SW-7-25-26-4 4.28 Acres			SW Corner North of Canal C Corporation	
	F	LAND	T 1	FARMLAND	Taxable Total:	920
			100%	Alberta School Foundation Fund		
9323020	SW-7-25-26-4	27.58 Acres			West of Canal R/W C Corporation	
	F	LAND	T 1	FARMLAND	Taxable Total:	6,950
			100%	Alberta School Foundation Fund		



2019 Assessment Roll (Valuation Date 1-July, 2019) 2020 Taxation Year, Wheatland County

Assessment Year: 2019
Tax Year: 2020

Roll	Legal Address				Total
9323030	9411857	SW-7-25-26-4	8.75 Acres	Canal I Individual	
	NR	LAND	E 167	WESTERN IRRIGATION DIST EXEMPT 100% Alberta School Foundation Fund	Exempt Total: 10,790
9323040	9710564 2	SW-7-25-26-4	3.00 Acres	Just north of Southwest Corner C Corporation	
	F	LAND	T 1	FARMLAND 100% Alberta School Foundation Fund	Taxable Total: 640
9325000	NE-8-25-26-4	5.56 Acres		SE Corner South of Railway I Individual	
	251042	RGE RD 264			
	F	LAND & IMPROVEMENTS	T 1	FARMLAND	490
	R		T 103	RESIDENTIAL LAND & IMPROVEMENTS	330,410
				Taxable Total:	330,900
	R		E 901	RURAL RESIDENCE EXEMPTION (RAP)	490
	R		E 903	FARM BUILDING EXEMPT 100% Alberta School Foundation Fund	16,060
				Exempt Total:	16,550
				Totals:	347,450
9326010	NW-8-25-26-4	9.88 Acres		SW Corner South of Canal I Individual	
	251047	RGE RD 265			
	F	LAND & IMPROVEMENTS	T 1	FARMLAND	1,530
	R		T 103	RESIDENTIAL LAND & IMPROVEMENTS	449,270
				Taxable Total:	450,800
	R		E 901	RURAL RESIDENCE EXEMPTION (RAP)	1,530
	R		E 903	FARM BUILDING EXEMPT 100% Alberta School Foundation Fund	14,400
				Exempt Total:	15,930
				Totals:	466,730
9326020	9310466 1	NW-8-25-26-4	3.00 Acres	Northwest Corner I Individual	
	264079	TWP RD 252			
	R	LAND & IMPROVEMENTS	T 103	RESIDENTIAL LAND & IMPROVEMENTS 100% Alberta School Foundation Fund	Taxable Total: 587,800
9327000	SE-8-25-26-4	138.16 Acres		South of Railway I Individual	
	F	LAND	T 1	FARMLAND 100% Alberta School Foundation Fund	Taxable Total: 36,250
9330000	SW-8-25-26-4	38.38 Acres		Southeast of Railway I Individual	
	F	LAND	T 1	FARMLAND	Taxable Total: 7,810



2019 Assessment Roll (Valuation Date 1-July, 2019) 2020 Taxation Year, Wheatland County

Assessment Year: 2019
Tax Year: 2020

Roll	Legal Address							Total
					100% Alberta School Foundation Fund			
9330010	RW32	SW-8-25-26-4	4.22 Acres		STATION GROUNDS - LYALTA CNR Station Grounds (Land) - Lyalta C Corporation			
	NR	LAND		T	105	NON-RESEIDENTIAL LAND & IMPROVEMENTS	Taxable Total:	184,820
					100% Alberta School Foundation Fund			
9330020	9710362	NW-5-25-26-4	3.51 Acres		AREA 1(FOR RW PURPOSES)			
	250081	RGE RD 265			I Individual			
	R	LAND & IMPROVEMENTS		T	103	RESIDENTIAL LAND & IMPROVEMENTS	Taxable Total:	230,100
					100% Alberta School Foundation Fund			
9331000	NE-9-25-26-4		121.18 Acres		North of Railway			
					I Individual			
	F	LAND		T	1	FARMLAND	Taxable Total:	34,080
					100% Christ The Redeemer Reg. 3			
9332000	NE-9-25-26-4		19.00 Acres		South of Railway & N of Canal			
	251048	RGE RD 263			I Individual			
	F	LAND & IMPROVEMENTS		T	1	FARMLAND		3,680
	R			T	103	RESIDENTIAL LAND & IMPROVEMENTS		376,720
					Taxable Total:			380,400
	R			E	901	RURAL RESIDENCE EXEMPTION (RAP)		3,680
					100% Alberta School Foundation Fund			
					Totals:			384,080
9332010	0911748 1 1	NE-9-25-26-4	2.20 Acres		SE CORNER Rocky Mountain Glass & Aluminum Products C Corporation			
	251046	RGE RD 263						
	R	LAND & IMPROVEMENTS		T	103	RESIDENTIAL LAND & IMPROVEMENTS		334,360
	NR			T	105	NON-RESEIDENTIAL LAND & IMPROVEMENTS		48,340
					50% The Golden Hills Reg. Div. 15			
					50% Christ The Redeemer Reg. 3			
					Taxable Total:			382,700
9332020	IRR260	NE-9-25-26-4	5.60 Acres		Canal R of Way within 0012280			
					I Individual			
	NR	LAND		E	167	WESTERN IRRIGATION DIST EXEMPT	Exempt Total:	6,910
					100% Alberta School Foundation Fund			
9332030	0012280	NE-9-25-26-4	0.10 Acres		Canal R of Way North of IRR260			
					I Individual			
	NR	LAND		E	167	WESTERN IRRIGATION DIST EXEMPT	Exempt Total:	120
					100% Alberta School Foundation Fund			
9332040	0012280	NE-9-25-26-4	0.01 Acres		Canal R of Way South of IRR260			
					I Individual			



2019 Assessment Roll (Valuation Date 1-July, 2019) 2020 Taxation Year, Wheatland County

Assessment Year: 2019
Tax Year: 2020

Roll	Legal Address					Total
	NR	LAND	E 167	WESTERN IRRIGATION DIST EXEMPT	Exempt Total:	10
			100%	Alberta School Foundation Fund		
9333000	NE-9-25-26-4	2.69 Acres			Southwest Corner I Individual	
	F	LAND	T 1	FARMLAND	Taxable Total:	550
			100%	Alberta School Foundation Fund		
9333010	IRR260 RW 25	NE-9-25-26-4 3.30 Acres			Ptn. Canal R of Way I Individual	
	F	LAND	T 1	FARMLAND	Taxable Total:	670
			100%	Alberta School Foundation Fund		
9334000	NW-9-25-26-4	116.43 Acres			I Individual	
		251059B RGE RD 264				
	F	LAND & IMPROVEMENTS	T 1	FARMLAND		27,560
	R		T 103	RESIDENTIAL LAND & IMPROVEMENTS		575,070
					Taxable Total:	602,630
	R		E 901	RURAL RESIDENCE EXEMPTION (RAP)		61,540
	R		E 903	FARM BUILDING EXEMPT		7,010
			100%	Alberta School Foundation Fund	Exempt Total:	68,550
					Totals:	671,180
9334010	9811460 1	NW-9-25-26-4 3.00 Acres			NORTHWEST CORNER Shop Used For Mill Work I Individual	
		251041 RGE RD 264				
	R	LAND & IMPROVEMENTS	T 103	RESIDENTIAL LAND & IMPROVEMENTS		517,100
	NR		T 105	NON-RESEIDENTIAL LAND & IMPROVEMENTS		53,200
			50%	The Golden Hills Reg. Div. 15	Taxable Total:	570,300
			50%	Christ The Redeemer Reg. 3		
9334030	IRR260	NW-9-25-26-4 13.90 Acres			Ptn of Canal R of Way I Individual	
	NR	LAND	E 167	WESTERN IRRIGATION DIST EXEMPT	Exempt Total:	17,140
			100%	Alberta School Foundation Fund		
9334040	0012280	NW-9-25-26-4 0.10 Acres			South of IRR260 I Individual	
	NR	LAND	E 167	WESTERN IRRIGATION DIST EXEMPT	Exempt Total:	120
			100%	Alberta School Foundation Fund		
9334050	1711762 2 1	NW-9-25-26-4 4.77 Acres			700' N of SW Corner I Individual	
		251059A RGE RD 264				
	R	LAND & IMPROVEMENTS	T 103	RESIDENTIAL LAND & IMPROVEMENTS	Taxable Total:	644,000



2019 Assessment Roll (Valuation Date 1-July, 2019) 2020 Taxation Year, Wheatland County

Assessment Year: 2019
Tax Year: 2020

Roll	Legal Address					Total
	100% Alberta School Foundation Fund					
9334060	1711762 3 1 NW-9-25-26-4 5.00 Acres 251067 RGE RD 264				660' S of NW Corner I Individual	
	R LAND & IMPROVEMENTS	T 103	RESIDENTIAL LAND & IMPROVEMENTS	Taxable Total:		208,100
	100% Alberta School Foundation Fund					
9335000	NW-9-25-26-4 9.94 Acres 263075 TWP RD 252				LYALTA HALL & NW Cnr Lyalta Community Centre C Corporation	
	NR LAND & IMPROVEMENTS	E 165	CHARITABLE & WELFARE EXEMPT	Exempt Total:		782,970
	100% Alberta School Foundation Fund					
9337000	SE-9-25-26-4 136.40 Acres				I Individual	
	F LAND	T 1	FARMLAND	Taxable Total:		34,540
	100% Alberta School Foundation Fund					
9337005	IRR260 SE-9-25-26-4 3.40 Acres				Ptn. Canal R of Way I Individual	
	F LAND	T 1	FARMLAND	Taxable Total:		380
	100% Alberta School Foundation Fund					
9337010	9211718 1 SE-9-25-26-4 3.00 Acres 251028 RGE RD 263				East Central Portion I Individual	
	R LAND & IMPROVEMENTS	T 103	RESIDENTIAL LAND & IMPROVEMENTS	Taxable Total:		299,200
	100% Alberta School Foundation Fund					
9337020	IRR260 RW 25 SE-9-25-26-4 0.30 Acres				Ptn of Canal R of Way I Individual	
	R LAND	T 104	RESIDENTIAL VACANT LAND	Taxable Total:		4,000
	100% Alberta School Foundation Fund					
9338000	SE-9-25-26-4 10.50 Acres 251036 RGE RD 263				Northeast Corner I Individual	
	F LAND & IMPROVEMENTS	T 1	FARMLAND			1,710
	R	T 103	RESIDENTIAL LAND & IMPROVEMENTS			508,490
				Taxable Total:		510,200
	R	E 901	RURAL RESIDENCE EXEMPTION (RAP)			1,710
	100% Christ The Redeemer Reg. 3			Totals:		511,910
9339000	SW-9-25-26-4 149.01 Acres				I Individual	
	F LAND	T 1	FARMLAND	Taxable Total:		37,650



2019 Assessment Roll (Valuation Date 1-July, 2019) 2020 Taxation Year, Wheatland County

Assessment Year: 2019
Tax Year: 2020

Roll	Legal Address					Total
100% Christ The Redeemer Reg. 3						
9339010	9611872 1 SW-9-25-26-4 10.00 Acres 251023 RGE RD 264	Cntr on W Side SW Corner LSD 5 I Individual				
	F LAND & IMPROVEMENTS	T 1	FARMLAND		570	
	R	T 103	RESIDENTIAL LAND & IMPROVEMENTS		537,130	
			Taxable Total:		537,700	
	R	E 901	RURAL RESIDENCE EXEMPTION (RAP)		570	
			100% Alberta School Foundation Fund		538,270	
Totals:						
9339050	IRR260 SE-9-25-26-4 6.40 Acres	CANAL RIGHT OF WAY I Individual				
	NR LAND	E 167	WESTERN IRRIGATION DIST EXEMPT		Exempt Total: 7,890	
100% Alberta School Foundation Fund						
9340000	NE-10-25-26-4 143.60 Acres 251046 RGE RD 262	I Individual				
	F LAND & IMPROVEMENTS	T 1	FARMLAND		34,880	
	R	T 103	RESIDENTIAL LAND & IMPROVEMENTS		279,000	
			Taxable Total:		313,880	
	R	E 901	RURAL RESIDENCE EXEMPTION (RAP)		60,800	
			100% The Golden Hills Reg. Div. 15		374,680	
Totals:						
9340010	IRR259 NE-10-25-26-4 4.30 Acres	Ptn. Canal R of Way I Individual				
	F LAND	T 1	FARMLAND		Taxable Total: 390	
			100% The Golden Hills Reg. Div. 15			
9340020	IRR259 NE-10-25-26-4 5.50 Acres	Ptn. Canal R of Way I Individual				
	NR LAND	E 167	WESTERN IRRIGATION DIST EXEMPT		Exempt Total: 6,780	
			100% Alberta School Foundation Fund			
9340030	0012280 NE-10-25-26-4 0.10 Acres	Ptn Canal R of Way I Individual				
	NR LAND	E 167	WESTERN IRRIGATION DIST EXEMPT		Exempt Total: 120	
			100% Alberta School Foundation Fund			
9341000	NW-10-25-26-4 88.50 Acres	N of Rlwy & S of LSD 13 & 14 I Individual				
	F LAND	T 1	FARMLAND		Taxable Total: 23,760	
			100% Christ The Redeemer Reg. 3			



2019 Assessment Roll (Valuation Date 1-July, 2019) 2020 Taxation Year, Wheatland County

Assessment Year: 2019
Tax Year: 2020

Roll	Legal Address					Total
9341010	IRR259	NW-10-25-26-4	3.50 Acres		Ptn. Canal R of Way I Individual	
	NR	LAND		E 167 WESTERN IRRIGATION DIST EXEMPT 100% Alberta School Foundation Fund	Exempt Total:	176,070
9342000		NW-10-25-26-4	40.00 Acres		North Half LSD 13 & 14 I Individual	
	F	LAND & IMPROVEMENTS		T 1 FARMLAND		6,340
	R			T 103 RESIDENTIAL LAND & IMPROVEMENTS		333,160
					Taxable Total:	339,500
	R			E 901 RURAL RESIDENCE EXEMPTION (RAP)		6,340
	R			E 903 FARM BUILDING EXEMPT 100% The Golden Hills Reg. Div. 15		4,870
					Exempt Total:	11,210
					Totals:	350,710
9343000		NW-10-25-26-4	22.50 Acres		South of Railway C Corporation	
	F	LAND		T 1 FARMLAND 100% The Golden Hills Reg. Div. 15	Taxable Total:	4,510
9344000		SE-10-25-26-4	123.78 Acres		I Individual	
	F	LAND		T 1 FARMLAND 100% Alberta School Foundation Fund	Taxable Total:	29,340
9344005	IRR259	SE-10-25-26-4	0.20 Acres		Ptn. of Canal R of Way I Individual	
	R	LAND		T 104 RESIDENTIAL VACANT LAND 100% The Golden Hills Reg. Div. 15	Taxable Total:	2,100
9344010	9312524 2	SE-10-25-26-4	20.71 Acres		Northeast Corner I Individual	
	F	LAND		T 1 FARMLAND 100% The Golden Hills Reg. Div. 15	Taxable Total:	4,940
9344020	9312524 1	SE-10-25-26-4	2.70 Acres		Southeast Corner N of Canal I Individual	
	R	LAND & IMPROVEMENTS		T 103 RESIDENTIAL LAND & IMPROVEMENTS 100% Alberta School Foundation Fund	Taxable Total:	612,600
9344030	9412215 3	SE-10-25-26-4	3.00 Acres		Southeast corner I Individual	
	R	LAND & IMPROVEMENTS		T 103 RESIDENTIAL LAND & IMPROVEMENTS	Taxable Total:	575,100



2019 Assessment Roll (Valuation Date 1-July, 2019) 2020 Taxation Year, Wheatland County

Assessment Year: 2019
Tax Year: 2020

Roll	Legal Address							Total
9344040	IRR259	SE-10-25-26-4	5.10 Acres	100% Alberta School Foundation Fund			Ptn. Canal R of Way I Individual	
	NR	LAND		E	167	WESTERN IRRIGATION DIST EXEMPT	Exempt Total:	6,290
9344050	0012280	SE-10-25-26-4	3.00 Acres	100% Alberta School Foundation Fund			Ptn. Canal R of Way I Individual	
	NR	LAND		E	167	WESTERN IRRIGATION DIST EXEMPT	Exempt Total:	3,700
9344060	0012280	SE-10-25-26-4	1.00 Acres	100% Alberta School Foundation Fund			Ptn of Canal R of Way I Individual	
	NR	LAND		E	167	WESTERN IRRIGATION DIST EXEMPT	Exempt Total:	1,230
9344070	0012280	SE-10-25-26-4	0.30 Acres	100% Alberta School Foundation Fund			Ptn. Canal R of Way I Individual	
	NR	LAND		E	167	WESTERN IRRIGATION DIST EXEMPT	Exempt Total:	370
9345000	SW-10-25-26-4		132.20 Acres	100% Alberta School Foundation Fund			Southeast of Canal I Individual	
	F	LAND		T	1	FARMLAND	Taxable Total:	35,800
9345010	9310597 1	SW-10-25-26-4	3.00 Acres	100% Christ The Redeemer Reg. 3			Central West Portion I Individual	
	R	LAND & IMPROVEMENTS		T	103	RESIDENTIAL LAND & IMPROVEMENTS	Taxable Total:	509,000
9345020	IRR259	SW-10-25-26-4	8.80 Acres	100% Alberta School Foundation Fund			I Individual	
	NR	LAND		E	167	WESTERN IRRIGATION DIST EXEMPT	Exempt Total:	10,850
9346000	SW-10-25-26-4		16.10 Acres	100% Alberta School Foundation Fund			NW Corner, North of Canal C Corporation	
		251037 RGE RD 263						
	F	LAND & IMPROVEMENTS		T	1	FARMLAND		2,450
	R			T	103	RESIDENTIAL LAND & IMPROVEMENTS		599,490
							Taxable Total:	601,940
	R			E	901	RURAL RESIDENCE EXEMPTION (RAP)		6,960
	R			E	903	FARM BUILDING EXEMPT		11,950



2019 Assessment Roll (Valuation Date 1-July, 2019) 2020 Taxation Year, Wheatland County

Assessment Year: 2019
Tax Year: 2020

Roll	Legal Address				Total
			100% The Golden Hills Reg. Div. 15	Exempt Total:	18,910
				Totals:	620,850
9347000	NE-11-25-26-4	154.98 Acres		I Individual	
	F LAND		T 1 FARMLAND	Taxable Total:	42,250
			100% Alberta School Foundation Fund		
9348000	NE-11-25-26-4	5.01 Acres		Southeast Corner	
	251044 RGE RD 261			I Individual	
	F LAND & IMPROVEMENTS		T 1 FARMLAND		420
	R		T 103 RESIDENTIAL LAND & IMPROVEMENTS		467,580
				Taxable Total:	468,000
	R		E 901 RURAL RESIDENCE EXEMPTION (RAP)		420
			100% Alberta School Foundation Fund	Totals:	468,420
9349000	NW-11-25-26-4	152.75 Acres		I Individual	
	F LAND		T 1 FARMLAND	Taxable Total:	41,630
			100% Alberta School Foundation Fund		
9349010	9710694 1 NW-11-25-26-4	3.00 Acres		Southwest Corner	
				I Individual	
	F LAND		T 1 FARMLAND	Taxable Total:	640
			100% Alberta School Foundation Fund		
9350000	SE-11-25-26-4	80.00 Acres		North Half	
	251028 RGE RD 261			I Individual	
	F LAND & IMPROVEMENTS		T 1 FARMLAND		16,480
	R		T 103 RESIDENTIAL LAND & IMPROVEMENTS		350,060
				Taxable Total:	366,540
	R		E 901 RURAL RESIDENCE EXEMPTION (RAP)		61,540
			100% Alberta School Foundation Fund	Totals:	428,080
9351000	SE-11-25-26-4	77.14 Acres		South Half	
	251016 RGE RD 261			I Individual	
	F LAND & IMPROVEMENTS		T 1 FARMLAND		21,480
	R		T 103 RESIDENTIAL LAND & IMPROVEMENTS		448,520
				Taxable Total:	470,000
	R		E 901 RURAL RESIDENCE EXEMPTION (RAP)		21,480
			100% Alberta School Foundation Fund	Totals:	491,480
9351010	IRR329 SE-11-25-26-4	0.05 Acres		Ptn of Canal R of Way	
				I Individual	



2019 Assessment Roll (Valuation Date 1-July, 2019) 2020 Taxation Year, Wheatland County

Assessment Year: 2019
Tax Year: 2020

Roll	Legal Address					Total
	R	LAND		T 104	RESIDENTIAL VACANT LAND	Taxable Total: 100
9351020	IRR329	SE-11-25-26-4	2.74 Acres	100%	Alberta School Foundation Fund	Canal R of Way I Individual
	NR	LAND		E 167	WESTERN IRRIGATION DIST EXEMPT	Exempt Total: 3,380
9351030	0012268	SE-11-25-26-4	0.10 Acres	100%	Alberta School Foundation Fund	Canal R of Way I Individual
	NR	LAND		E 167	WESTERN IRRIGATION DIST EXEMPT	Exempt Total: 120
9352000	SW-11-25-26-4		90.10 Acres	100%	Alberta School Foundation Fund	North of Canal I Individual
	F	LAND		T 1	FARMLAND	Taxable Total: 25,840
9352001	SW-11-25-26-4		49.10 Acres	100%	Alberta School Foundation Fund	South of canal Landscape Plus I Individual
	F	LAND & IMPROVEMENTS		T 1	FARMLAND	11,700
	R			T 103	RESIDENTIAL LAND & IMPROVEMENTS	497,000
	NR			T 105	NON-RESEIDENTIAL LAND & IMPROVEMENTS	181,620
						Taxable Total: 690,320
	R			E 901	RURAL RESIDENCE EXEMPTION (RAP)	11,700
				100%	Alberta School Foundation Fund	Totals: 702,020
9352010	9211852 1	SW-11-25-26-4	3.00 Acres			Southwest portion I Individual
		251013A	RGE RD 262			
	R	LAND & IMPROVEMENTS		T 103	RESIDENTIAL LAND & IMPROVEMENTS	Taxable Total: 244,600
				100%	Alberta School Foundation Fund	
9352020	9510868 2	SW-11-25-26-4	3.00 Acres			Central West, North of Canal I Individual
		251027	RGE RD 262			
	R	LAND & IMPROVEMENTS		T 103	RESIDENTIAL LAND & IMPROVEMENTS	Taxable Total: 562,200
				100%	Alberta School Foundation Fund	
9352030	0012268	SW-11-25-26-4	9.22 Acres			Canal Right of Way I Individual
	NR	LAND		E 167	WESTERN IRRIGATION DIST EXEMPT	Exempt Total: 11,370
				100%	Alberta School Foundation Fund	
9352050	1012976 3 1	SW-11-25-26-4	3.00 Acres			NW CORNER I Individual



2019 Assessment Roll (Valuation Date 1-July, 2019) 2020 Taxation Year, Wheatland County

Assessment Year: 2019
Tax Year: 2020

Roll	Legal Address				Total
	F LAND	T 1 FARMLAND	Taxable Total:	650	
9352055	1012976 3 2 SW-11-25-26-4 3.00 Acres	100% Alberta School Foundation Fund	S APPROX. 155m OF NW CORNER I Individual		
	F LAND	T 1 FARMLAND	Taxable Total:	650	
9353000	NE-12-25-26-4 158.30 Acres	100% Alberta School Foundation Fund	C Corporation		
	F LAND	T 1 FARMLAND	Taxable Total:	35,440	
9354000	NW-12-25-26-4 157.00 Acres	100% Alberta School Foundation Fund	C Corporation		
	F LAND	T 1 FARMLAND	Taxable Total:	42,400	
9354010	9611842 1 NW-12-25-26-4 2.99 Acres 260075 TWP RD 252	100% Alberta School Foundation Fund	Northwest Corner I Individual		
	R LAND & IMPROVEMENTS	T 103 RESIDENTIAL LAND & IMPROVEMENTS		540,600	
	R	E 903 FARM BUILDING EXEMPT		3,500	
		50% The Golden Hills Reg. Div. 15	Totals:	544,100	
		50% Christ The Redeemer Reg. 3			
9355000	SE-12-25-26-4 144.43 Acres		C Corporation		
	F LAND	T 1 FARMLAND	Taxable Total:	32,710	
9355010	0110587 1 SE-12-25-26-4 3.00 Acres 260024 TWP RD 251	100% Alberta School Foundation Fund	SOUTHWEST CORNER OF LSD 1 Rose Enterprises - Back Hoe Services I Individual		
	R LAND & IMPROVEMENTS	T 103 RESIDENTIAL LAND & IMPROVEMENTS		386,080	
	NR	T 105 NON-RESEIDENTIAL LAND & IMPROVEMENTS		54,270	
			Taxable Total:	440,350	
	R	E 903 FARM BUILDING EXEMPT		29,050	
		100% Alberta School Foundation Fund	Totals:	469,400	
9356000	SW-12-25-26-4 153.03 Acres		C Corporation		
	F LAND	T 1 FARMLAND	Taxable Total:	41,850	
		100% Alberta School Foundation Fund			



2019 Assessment Roll (Valuation Date 1-July, 2019) 2020 Taxation Year, Wheatland County

Assessment Year: 2019
Tax Year: 2020

Roll	Legal Address	Total
9356010	9611841 1 SW-12-25-26-4 2.99 Acres 251005 RGE RD 261	Southwest Corner I Individual
	R LAND & IMPROVEMENTS T 103 RESIDENTIAL LAND & IMPROVEMENTS 100% Alberta School Foundation Fund	Taxable Total: 644,700
9357000	NE-13-25-26-4 153.88 Acres	I Individual
	F LAND T 1 FARMLAND 100% Alberta School Foundation Fund	Taxable Total: 29,120
9358000	NW-13-25-26-4 153.56 Acres	I Individual
	F LAND T 1 FARMLAND 100% Alberta School Foundation Fund	Taxable Total: 36,510
9358010	9311133 1 NW-13-25-26-4 3.00 Acres 252077 RGE RD 261	Northwest corner I Individual
	R LAND & IMPROVEMENTS T 103 RESIDENTIAL LAND & IMPROVEMENTS 100% Alberta School Foundation Fund	Taxable Total: 433,300
9359000	SE-13-25-26-4 160.00 Acres	I Individual
	F LAND T 1 FARMLAND 100% Alberta School Foundation Fund	Taxable Total: 37,690
9360000	SW-13-25-26-4 154.38 Acres	I Individual
	F LAND T 1 FARMLAND 100% Alberta School Foundation Fund	Taxable Total: 35,520
9361000	NE-14-25-26-4 160.00 Acres	I Individual
	F LAND T 1 FARMLAND 100% Alberta School Foundation Fund	Taxable Total: 41,580
9362000	NW-14-25-26-4 160.00 Acres	I Individual
	F LAND T 1 FARMLAND 100% Alberta School Foundation Fund	Taxable Total: 42,890
9363000	SE-14-25-26-4 85.03 Acres 252036 RGE RD 261	North of Railway I Individual
	F LAND & IMPROVEMENTS T 1 FARMLAND	Taxable Total: 22,670



2019 Assessment Roll (Valuation Date 1-July, 2019) 2020 Taxation Year, Wheatland County

Assessment Year: 2019
Tax Year: 2020

Roll	Legal Address					Total
	R		T	103	RESIDENTIAL LAND & IMPROVEMENTS	419,030
					Taxable Total:	441,700
	R		E	901	RURAL RESIDENCE EXEMPTION (RAP)	22,670
				100%	Alberta School Foundation Fund	Totals: 464,370
9364000	SE-14-25-26-4	68.15 Acres			SOUTH OF RAILWAY	
	261032A TWP RD 252				I Individual	
	F	LAND & IMPROVEMENTS	T	1	FARMLAND	18,280
	R		T	103	RESIDENTIAL LAND & IMPROVEMENTS	772,490
					Taxable Total:	790,770
	R		E	901	RURAL RESIDENCE EXEMPTION (RAP)	28,510
				100%	Christ The Redeemer Reg. 3	Totals: 819,280
9365000	SW-14-25-26-4	154.22 Acres				
					I Individual	
	F	LAND	T	1	FARMLAND	Taxable Total: 39,200
				100%	Alberta School Foundation Fund	
9366000	SW-14-25-26-4	3.52 Acres			SE Corner, South of Railway	
	261046 TWP RD 252				I Individual	
	R	LAND & IMPROVEMENTS	T	103	RESIDENTIAL LAND & IMPROVEMENTS	Taxable Total: 306,700
				100%	Alberta School Foundation Fund	
9367000	NE-15-25-26-4	157.00 Acres				
					I Individual	
	F	LAND	T	1	FARMLAND	Taxable Total: 35,030
				100%	Alberta School Foundation Fund	
9367010	0011489 2	NE-15-25-26-4 3.00 Acres			NORTHEASTERLY CORNER	
	252068 RGE RD 262				I Individual	
	R	LAND & IMPROVEMENTS	T	103	RESIDENTIAL LAND & IMPROVEMENTS	241,370
	R		E	901	RURAL RESIDENCE EXEMPTION (RAP)	35,030
				100%	Alberta School Foundation Fund	Totals: 276,400
9368000	NW-15-25-26-4	155.00 Acres			RioBow Drilling	
	252045 RGE RD 263				C Corporation	
	F	LAND & IMPROVEMENTS	T	1	FARMLAND	23,200
	NR		T	105	NON-RESEIDENTIAL LAND & IMPROVEMENTS	788,870
				100%	The Golden Hills Reg. Div. 15	Taxable Total: 812,070
9368010	NW-15-25-26-4	5.00 Acres			Southwest Corner	
	252043 RGE RD 263				I Individual	
	R	LAND & IMPROVEMENTS	T	103	RESIDENTIAL LAND & IMPROVEMENTS	1,031,740



2019 Assessment Roll (Valuation Date 1-July, 2019) 2020 Taxation Year, Wheatland County

Assessment Year: 2019
Tax Year: 2020

Roll	Legal Address				Total
	R		E 901	RURAL RESIDENCE EXEMPTION (RAP)	30,770
	R		E 903	FARM BUILDING EXEMPT	126,390
			100%	Alberta School Foundation Fund	Exempt Total: 157,160
					Totals: 1,188,900
9369000	SE-15-25-26-4	157.00 Acres			
				I Individual	
	F LAND		T 1	FARMLAND	Taxable Total: 37,950
			100%	Alberta School Foundation Fund	
9369010	9911703 1 SE-15-25-26-4 2.99 Acres				
	252040 RGE RD 262			NORTHEAST CORNER	
				I Individual	
	R LAND & IMPROVEMENTS		T 103	RESIDENTIAL LAND & IMPROVEMENTS	Taxable Total: 639,300
			100%	Alberta School Foundation Fund	
9370000	SW-15-25-26-4	121.82 Acres			
				N Hlf LSD 3&4 & All of LSD 5&6	
				C Corporation	
	F LAND		T 1	FARMLAND	Taxable Total: 20,420
			100%	The Golden Hills Reg. Div. 15	
9370010	SW-15-25-26-4 38.18 Acres				
	252007 RGE RD 263			South Half LSD 3 & 4	
				I Individual	
	F LAND & IMPROVEMENTS		T 1	FARMLAND	6,520
	R		T 103	RESIDENTIAL LAND & IMPROVEMENTS	4,404,860
				Taxable Total:	4,411,380
	R		E 901	RURAL RESIDENCE EXEMPTION (RAP)	61,540
			100%	Alberta School Foundation Fund	Totals: 4,472,920
9371000	NE-16-25-26-4	150.45 Acres			
				C Corporation	
	F LAND		T 1	FARMLAND	Taxable Total: 31,710
			100%	Alberta School Foundation Fund	
9371010	9310602 1 NE-16-25-26-4 9.55 Acres				
	252046 RGE RD 263			Southeast Corner	
				C Corporation	
	R LAND & IMPROVEMENTS		T 103	RESIDENTIAL LAND & IMPROVEMENTS	525,630
	R		E 901	RURAL RESIDENCE EXEMPTION (RAP)	30,770
			100%	The Golden Hills Reg. Div. 15	Totals: 556,400
9372000	NW-16-25-26-4 159.01 Acres				
	252045A RGE RD 264			Former Auto Repair and Boat & RV Storage	
				C Corporation	
	F LAND & IMPROVEMENTS		T 1	FARMLAND	31,580
	R		T 103	RESIDENTIAL LAND & IMPROVEMENTS	643,490



2019 Assessment Roll (Valuation Date 1-July, 2019) 2020 Taxation Year, Wheatland County

Assessment Year: 2019
Tax Year: 2020

Roll	Legal Address				Total
				Taxable Total:	675,070
	R		E 901 RURAL RESIDENCE EXEMPTION (RAP)		63,290
	R		E 903 FARM BUILDING EXEMPT		6,920
			100% Alberta School Foundation Fund	Exempt Total:	70,210
				Totals:	745,280
9373000	SE-16-25-26-4	80.00 Acres		West Half C Corporation	
	F LAND		T 1 FARMLAND 100% Alberta School Foundation Fund	Taxable Total:	19,730
9373010	SE-16-25-26-4	80.00 Acres		East Half I Individual	
	F LAND		T 1 FARMLAND 100% Alberta School Foundation Fund	Taxable Total:	20,270
9374000	SW-16-25-26-4	79.50 Acres		LSD 5 & 6 C Corporation	
	F LAND		T 1 FARMLAND 100% Alberta School Foundation Fund	Taxable Total:	18,930
9375000	1712360 1 3 SW-16-25-26-4 10.00 Acres 263042 TWP RD 252			SE Corner I Individual	
	F LAND & IMPROVEMENTS		T 1 FARMLAND		1,650
	R		T 103 RESIDENTIAL LAND & IMPROVEMENTS		504,950
				Taxable Total:	506,600
	R		E 901 RURAL RESIDENCE EXEMPTION (RAP)		1,650
	R		E 903 FARM BUILDING EXEMPT		2,580
			100% Alberta School Foundation Fund	Exempt Total:	4,230
				Totals:	510,830
9375010	1712360 1 4 SW-16-25-26-4 29.79 Acres 263058 TWP RD 252			330' West of SE Corner I Individual	
	F LAND & IMPROVEMENTS		T 1 FARMLAND		6,300
	R		T 103 RESIDENTIAL LAND & IMPROVEMENTS		419,050
				Taxable Total:	425,350
	R		E 901 RURAL RESIDENCE EXEMPTION (RAP)		6,300
	R		E 903 FARM BUILDING EXEMPT		143,250
			100% Alberta School Foundation Fund	Exempt Total:	149,550
				Totals:	574,900
9376000	SW-16-25-26-4	39.50 Acres		LSD 4 C Corporation	



2019 Assessment Roll (Valuation Date 1-July, 2019) 2020 Taxation Year, Wheatland County

Assessment Year: 2019
Tax Year: 2020

Roll	Legal Address					Total
	F	LAND	T	1	FARMLAND	Taxable Total: 10,000
					100% Alberta School Foundation Fund	
9377000	NE-17-25-26-4	129.50 Acres				I Individual
	F	LAND	T	1	FARMLAND	Taxable Total: 36,580
					100% Alberta School Foundation Fund	
9378000	NE-17-25-26-4	29.50 Acres				West Portion LSD 16
		252068 RGE RD 264				I Individual
	F	LAND & IMPROVEMENTS	T	1	FARMLAND	6,730
	R		T	103	RESIDENTIAL LAND & IMPROVEMENTS	258,660
						Taxable Total: 265,390
	R		E	901	RURAL RESIDENCE EXEMPTION (RAP)	61,540
					100% Alberta School Foundation Fund	Totals: 326,930
9379000	NW-17-25-26-4	160.00 Acres				I Individual
	F	LAND	T	1	FARMLAND	Taxable Total: 41,700
					100% Alberta School Foundation Fund	
9380000	SE-17-25-26-4	159.01 Acres				I Individual
	F	LAND	T	1	FARMLAND	Taxable Total: 45,950
					100% Alberta School Foundation Fund	
9381000	SW-17-25-26-4	160.00 Acres				I Individual
	F	LAND	T	1	FARMLAND	Taxable Total: 39,900
					100% Alberta School Foundation Fund	
9382000	NE-20-25-26-4	157.96 Acres				I Individual
		253056 RGE RD 264				
	F	LAND & IMPROVEMENTS	T	1	FARMLAND	36,710
	R		T	103	RESIDENTIAL LAND & IMPROVEMENTS	456,830
						Taxable Total: 493,540
	R		E	901	RURAL RESIDENCE EXEMPTION (RAP)	92,310
	R		E	903	FARM BUILDING EXEMPT	22,960
					100% Alberta School Foundation Fund	Exempt Total: 115,270
						Totals: 608,810
9383000	NW-20-25-26-4	158.97 Acres				I Individual



2019 Assessment Roll (Valuation Date 1-July, 2019) 2020 Taxation Year, Wheatland County

Assessment Year: 2019
Tax Year: 2020

Roll	Legal Address					Total
	F	LAND	T	1	FARMLAND	
					100% Alberta School Foundation Fund	Taxable Total: 45,190
9385000	SE-20-25-26-4	159.01 Acres				I Individual
	F	LAND	T	1	FARMLAND	
					100% Alberta School Foundation Fund	Taxable Total: 45,340
9386000	SW-20-25-26-4	160.00 Acres				I Individual
	F	LAND	T	1	FARMLAND	
					100% Alberta School Foundation Fund	Taxable Total: 44,540
9387000	NE-21-25-26-4	156.02 Acres				C Corporation
		253062 RGE RD 263				
	F	LAND & IMPROVEMENTS	T	1	FARMLAND	27,520
	R		T	103	RESIDENTIAL LAND & IMPROVEMENTS	363,380
						Taxable Total: 390,900
	R		E	901	RURAL RESIDENCE EXEMPTION (RAP)	27,520
	R		E	903	FARM BUILDING EXEMPT	286,450
					100% Christ The Redeemer Reg. 3	Exempt Total: 313,970
						Totals: 704,870
9387010	9011732 1	NE-21-25-26-4 2.99 Acres				Northwest Corner
		263039 HWY 564				I Individual
	R	LAND & IMPROVEMENTS	T	103	RESIDENTIAL LAND & IMPROVEMENTS	509,300
	R		E	903	FARM BUILDING EXEMPT	5,660
					50% The Golden Hills Reg. Div. 15	Totals: 514,960
					50% Christ The Redeemer Reg. 3	
9388000	NW-21-25-26-4	158.00 Acres				I Individual
	F	LAND	T	1	FARMLAND	
					100% Alberta School Foundation Fund	Taxable Total: 40,230
9389000	SE-21-25-26-4	152.25 Acres				I Individual
	F	LAND	T	1	FARMLAND	
					100% Alberta School Foundation Fund	Taxable Total: 37,810
9389010	9410180 1	SE-21-25-26-4 2.99 Acres				Southeast Corner
		252084 RGE RD 263				I Individual
	R	LAND & IMPROVEMENTS	T	103	RESIDENTIAL LAND & IMPROVEMENTS	Taxable Total: 367,100



2019 Assessment Roll (Valuation Date 1-July, 2019) 2020 Taxation Year, Wheatland County

Assessment Year: 2019
Tax Year: 2020

Roll	Legal Address				Total
100% Alberta School Foundation Fund					
9389020	1710449 1 2 SE-21-25-26-4 4.75 Acres 253014 RGE RD 263	NE corner of LSD 1 I Individual			
	F LAND & IMPROVEMENTS	T 1 FARMLAND			500
	R	T 103 RESIDENTIAL LAND & IMPROVEMENTS			658,200
			Taxable Total:		658,700
	R	E 901 RURAL RESIDENCE EXEMPTION (RAP)			500
		100% Alberta School Foundation Fund	Totals:		659,200
9390000	SW-21-25-26-4 34.76 Acres 253031 RGE RD 264	N 660' North Half LSD 4 & 5 I Individual			
	F LAND & IMPROVEMENTS	T 1 FARMLAND			5,600
	R	T 103 RESIDENTIAL LAND & IMPROVEMENTS			475,300
			Taxable Total:		480,900
	R	E 901 RURAL RESIDENCE EXEMPTION (RAP)			6,100
		100% Alberta School Foundation Fund	Totals:		487,000
9390010	1512308 1 1 SW-21-25-26-4 4.99 Acres	NorthWest Corner I Individual			
	F LAND	T 1 FARMLAND			500
		100% Alberta School Foundation Fund	Taxable Total:		
9391000	SW-21-25-26-4 79.50 Acres	South Half I Individual			
	F LAND	T 1 FARMLAND			15,440
		100% Alberta School Foundation Fund	Taxable Total:		
9392000	SW-21-25-26-4 39.75 Acres	South Half LSD 4 & 5 I Individual			
	F LAND	T 1 FARMLAND			9,100
		100% Alberta School Foundation Fund	Taxable Total:		
9393000	NE-22-25-26-4 153.99 Acres	I Individual			
	F LAND	T 1 FARMLAND			42,060
		100% Alberta School Foundation Fund	Taxable Total:		
9394000	NE-22-25-26-4 5.01 Acres 253044 RGE RD 262	Southeast Corner I Individual			
	F LAND & IMPROVEMENTS	T 1 FARMLAND			430
	R	T 103 RESIDENTIAL LAND & IMPROVEMENTS			594,870
			Taxable Total:		595,300



2019 Assessment Roll (Valuation Date 1-July, 2019) 2020 Taxation Year, Wheatland County

Assessment Year: 2019
Tax Year: 2020

Roll	Legal Address				Total
	R		E 901	RURAL RESIDENCE EXEMPTION (RAP)	430
	R		E 903	FARM BUILDING EXEMPT	66,150
			100%	Alberta School Foundation Fund	66,580
				Exempt Total:	66,580
				Totals:	661,880
9395000	NW-22-25-26-4	150.00 Acres		I Individual	
	F LAND		T 1	FARMLAND	Taxable Total: 32,190
			100%	Alberta School Foundation Fund	
9395010	9511014 1 NW-22-25-26-4 3.00 Acres			Southwest Corner	
	253043 RGE RD 263			I Individual	
	R LAND & IMPROVEMENTS		T 103	RESIDENTIAL LAND & IMPROVEMENTS	Taxable Total: 511,100
			100%	Alberta School Foundation Fund	
9395020	1412217 2 2 NW-22-25-26-4 3.00 Acres			74 M north of SW Corner	
	253051 RGE RD 263			I Individual	
	R LAND & IMPROVEMENTS		T 103	RESIDENTIAL LAND & IMPROVEMENTS	334,910
	R		E 901	RURAL RESIDENCE EXEMPTION (RAP)	32,190
	R		E 903	FARM BUILDING EXEMPT	2,420
			100%	Alberta School Foundation Fund	34,610
				Exempt Total:	34,610
				Totals:	369,520
9395030	1412217 2 1 NW-22-25-26-4 3.00 Acres			206 M north of SW Corner	
				I Individual	
	F LAND		T 1	FARMLAND	Taxable Total: 800
			100%	Alberta School Foundation Fund	
9396000	SE-22-25-26-4 160.00 Acres			Wheatland Equestrian & Riding Arena	
	253028A RGE RD 262			C Corporation	
	F LAND & IMPROVEMENTS		T 1	FARMLAND	31,660
	R		T 103	RESIDENTIAL LAND & IMPROVEMENTS	433,900
	NR		T 105	NON-RESEIDENTIAL LAND & IMPROVEMENTS	661,090
				Taxable Total:	1,126,650
	R		E 901	RURAL RESIDENCE EXEMPTION (RAP)	31,660
	R		E 903	FARM BUILDING EXEMPT	197,380
			100%	The Golden Hills Reg. Div. 15	229,040
				Exempt Total:	229,040
				Totals:	1,355,690
9397000	SW-22-25-26-4 157.00 Acres			C Corporation	
	253039 RGE RD 263				
	F LAND & IMPROVEMENTS		T 1	FARMLAND	29,150
	R		T 103	RESIDENTIAL LAND & IMPROVEMENTS	918,620



2019 Assessment Roll (Valuation Date 1-July, 2019) 2020 Taxation Year, Wheatland County

Assessment Year: 2019
Tax Year: 2020

Roll	Legal Address				Total
				Taxable Total:	947,770
	R	E 901	RURAL RESIDENCE EXEMPTION (RAP)		22,680
		100%	Alberta School Foundation Fund	Totals:	970,450
9397010	9111618 1 SW-22-25-26-4 2.99 Acres 252083 RGE RD 263			Southwest Corner I Individual	
	R LAND & IMPROVEMENTS	T 103	RESIDENTIAL LAND & IMPROVEMENTS	Taxable Total:	516,800
		100%	Alberta School Foundation Fund		
9398000	NE-23-25-26-4 155.61 Acres			I Individual	
	F LAND	T 1	FARMLAND	Taxable Total:	38,190
		100%	Alberta School Foundation Fund		
9399000	NW-23-25-26-4 158.97 Acres 253075 RGE RD 262			I Individual	
	F LAND & IMPROVEMENTS	T 1	FARMLAND		41,200
	R	T 103	RESIDENTIAL LAND & IMPROVEMENTS		472,100
				Taxable Total:	513,300
	R	E 901	RURAL RESIDENCE EXEMPTION (RAP)		61,540
	R	E 903	FARM BUILDING EXEMPT		11,960
		100%	Alberta School Foundation Fund	Exempt Total:	73,500
				Totals:	586,800
9400000	SE-23-25-26-4 160.00 Acres 252084 RGE RD 261			I Individual	
	F LAND & IMPROVEMENTS	T 1	FARMLAND		41,750
	R	T 103	RESIDENTIAL LAND & IMPROVEMENTS		379,760
				Taxable Total:	421,510
	R	E 901	RURAL RESIDENCE EXEMPTION (RAP)		61,540
		100%	Alberta School Foundation Fund	Totals:	483,050
9401000	SW-23-25-26-4 147.27 Acres			I Individual	
	F LAND	T 1	FARMLAND	Taxable Total:	41,720
		100%	Alberta School Foundation Fund		
9401010	9310109 1 SW-23-25-26-4 12.73 Acres 253009 RGE RD 262			Southwest Corner I Individual	
	F LAND & IMPROVEMENTS	T 1	FARMLAND		2,200
	R	T 103	RESIDENTIAL LAND & IMPROVEMENTS		323,700
				Taxable Total:	325,900
	R	E 901	RURAL RESIDENCE EXEMPTION (RAP)		2,200



2019 Assessment Roll (Valuation Date 1-July, 2019) 2020 Taxation Year, Wheatland County

Assessment Year: 2019
Tax Year: 2020

Roll	Legal Address					Total
	R		E 903	FARM BUILDING EXEMPT		38,020
			100%	Alberta School Foundation Fund	Exempt Total:	40,220
					Totals:	366,120
9402000	NE-24-25-26-4	159.00 Acres			I Individual	
	F LAND		T 1	FARMLAND	Taxable Total:	28,300
			100%	Alberta School Foundation Fund		
9403000	NW-24-25-26-4	159.00 Acres			C Corporation	
	F LAND		T 1	FARMLAND	Taxable Total:	28,070
			100%	Alberta School Foundation Fund		
9404000	SE-24-25-26-4	160.00 Acres			I Individual	
	F LAND		T 1	FARMLAND	Taxable Total:	25,830
			100%	Alberta School Foundation Fund		
9405000	SW-24-25-26-4	160.00 Acres			C Corporation	
	F LAND		T 1	FARMLAND	Taxable Total:	35,730
			100%	Alberta School Foundation Fund		
9406000	NE-25-25-26-4	160.00 Acres			C Corporation	
	F LAND		T 1	FARMLAND	Taxable Total:	33,110
			100%	Alberta School Foundation Fund		
9407000	NW-25-25-26-4	157.30 Acres			C Corporation	
	F LAND		T 1	FARMLAND	Taxable Total:	21,250
			100%	Alberta School Foundation Fund		
9408000	SE-25-25-26-4	156.20 Acres			I Individual	
	F LAND		T 1	FARMLAND	Taxable Total:	14,500
			100%	Alberta School Foundation Fund		
9409000	SW-25-25-26-4	157.80 Acres			I Individual	
	F LAND		T 1	FARMLAND	Taxable Total:	16,070
			100%	Alberta School Foundation Fund		



2019 Assessment Roll (Valuation Date 1-July, 2019) 2020 Taxation Year, Wheatland County

Assessment Year: 2019
Tax Year: 2020

Roll	Legal Address				Total
9410000	NE-26-25-26-4	159.70 Acres		I Individual	
	F LAND	T 1 FARMLAND	Taxable Total:		16,820
		100% Alberta School Foundation Fund			
9411000	NW-26-25-26-4	150.00 Acres		I Individual	
	F LAND	T 1 FARMLAND	Taxable Total:		35,400
		100% Alberta School Foundation Fund			
9412000	NW-26-25-26-4	10.00 Acres		Northwest Corner	
	254079 RGE RD 262			I Individual	
	F LAND & IMPROVEMENTS	T 1 FARMLAND			1,600
	R	T 103 RESIDENTIAL LAND & IMPROVEMENTS			459,500
			Taxable Total:		461,100
	R	E 901 RURAL RESIDENCE EXEMPTION (RAP)			1,600
	R	E 903 FARM BUILDING EXEMPT			49,690
		100% Christ The Redeemer Reg. 3	Exempt Total:		51,290
			Totals:		512,390
9413000	SE-26-25-26-4	78.74 Acres		North Half	
				I Individual	
	F LAND	T 1 FARMLAND	Taxable Total:		8,080
		100% Alberta School Foundation Fund			
9414000	SE-26-25-26-4	78.19 Acres		South Half	
	261008 HWY 564			I Individual	
	F LAND & IMPROVEMENTS	T 1 FARMLAND			14,330
	R	T 103 RESIDENTIAL LAND & IMPROVEMENTS			496,320
			Taxable Total:		510,650
	R	E 901 RURAL RESIDENCE EXEMPTION (RAP)			61,540
	R	E 903 FARM BUILDING EXEMPT			30,840
		100% Alberta School Foundation Fund	Exempt Total:		92,380
			Totals:		603,030
9415000	SW-26-25-26-4	156.77 Acres		I Individual	
	F LAND	T 1 FARMLAND	Taxable Total:		24,960
		100% Alberta School Foundation Fund			
9416000	NE-27-25-26-4	158.24 Acres		I Individual	
	F LAND	T 1 FARMLAND	Taxable Total:		37,310



2019 Assessment Roll (Valuation Date 1-July, 2019) 2020 Taxation Year, Wheatland County

Assessment Year: 2019
Tax Year: 2020

Roll	Legal Address					Total
100% Alberta School Foundation Fund						
9417000	NW-27-25-26-4	153.47 Acres				
			I Individual			
	F LAND		T 1 FARMLAND	Taxable Total:		30,690
100% Alberta School Foundation Fund						
9417010	8811681 1 NW-27-25-26-4	3.93 Acres	Central West Portion			
	254057 RGE RD 263		I Individual			
	R LAND & IMPROVEMENTS		T 103 RESIDENTIAL LAND & IMPROVEMENTS			320,430
	R		E 901 RURAL RESIDENCE EXEMPTION (RAP)			30,770
	R		E 903 FARM BUILDING EXEMPT			33,960
100% Alberta School Foundation Fund						
			Exempt Total:			64,730
			Totals:			385,160
9418000	SE-27-25-26-4	141.64 Acres				
	262020A HWY 564		I Individual			
	F LAND & IMPROVEMENTS		T 1 FARMLAND			33,910
	R		T 101 RESIDENTIAL IMPROVEMENT NIL RAP ALLOW			186,400
	R		T 103 RESIDENTIAL LAND & IMPROVEMENTS			480,760
			Taxable Total:			701,070
	R		E 901 RURAL RESIDENCE EXEMPTION (RAP)			61,540
	R		E 903 FARM BUILDING EXEMPT			42,130
100% Alberta School Foundation Fund						
			Exempt Total:			103,670
			Totals:			804,740
9418010	9210029 1 SE-27-25-26-4	4.60 Acres	Central Portion LSD 1			
	262010 HWY 564		I Individual			
	F LAND & IMPROVEMENTS		T 1 FARMLAND			210
	R		T 103 RESIDENTIAL LAND & IMPROVEMENTS			462,290
			Taxable Total:			462,500
	R		E 901 RURAL RESIDENCE EXEMPTION (RAP)			210
100% Alberta School Foundation Fund						
			Totals:			462,710
9419000	SE-27-25-26-4	12.00 Acres	Northeast Corner			
	254042 RGE RD 262		I Individual			
	F LAND & IMPROVEMENTS		T 1 FARMLAND			1,760
	R		T 103 RESIDENTIAL LAND & IMPROVEMENTS			544,140
			Taxable Total:			545,900
	R		E 901 RURAL RESIDENCE EXEMPTION (RAP)			1,760
100% Alberta School Foundation Fund						
			Totals:			547,660



2019 Assessment Roll (Valuation Date 1-July, 2019) 2020 Taxation Year, Wheatland County

Assessment Year: 2019
Tax Year: 2020

Roll	Legal Address	Total
9420000	SW-27-25-26-4 150.69 Acres	
	I Individual	
	F LAND T 1 FARMLAND Taxable Total: 30,300	
	100% Alberta School Foundation Fund	
9420010	9410766 1 SW-27-25-26-4 8.31 Acres 262066 HWY 564	
	S of Rlwy, E Prtn of LSD 4 & 5	
	I Individual	
	R LAND & IMPROVEMENTS T 103 RESIDENTIAL LAND & IMPROVEMENTS Taxable Total: 816,300	
	100% Alberta School Foundation Fund	
9421000	NE-28-25-26-4 148.66 Acres 254066 RGE RD 263	
	Southwest of Canal	
	I Individual	
	F LAND & IMPROVEMENTS T 1 FARMLAND 31,960	
	R T 103 RESIDENTIAL LAND & IMPROVEMENTS 366,660	
	Taxable Total: 398,620	
	R E 901 RURAL RESIDENCE EXEMPTION (RAP) 61,540	
	100% Alberta School Foundation Fund	
	Totals: 460,160	
9422000	NE-28-25-26-4 10.10 Acres	
	Northeast Corner	
	I Individual	
	F LAND T 1 FARMLAND Taxable Total: 1,620	
	100% Alberta School Foundation Fund	
9423000	NW-28-25-26-4 156.97 Acres 254061A RGE RD 264	
	I Individual	
	F LAND & IMPROVEMENTS T 1 FARMLAND 32,120	
	R T 103 RESIDENTIAL LAND & IMPROVEMENTS 302,980	
	Taxable Total: 335,100	
	R E 901 RURAL RESIDENCE EXEMPTION (RAP) 32,120	
	100% Alberta School Foundation Fund	
	Totals: 367,220	
9423010	9411935 1 NW-28-25-26-4 3.00 Acres 254041 RGE RD 264	
	Southwest corner	
	I Individual	
	R LAND & IMPROVEMENTS T 103 RESIDENTIAL LAND & IMPROVEMENTS Taxable Total: 381,200	
	100% Alberta School Foundation Fund	
9424000	SE-28-25-26-4 158.37 Acres	
	I Individual	
	F LAND T 1 FARMLAND Taxable Total: 36,960	
	100% Alberta School Foundation Fund	
9425000	7915Q OT SE-28-25-26-4 1.08 Acres	
	ROAD ALLOWANCE	
	M Municipal	



2019 Assessment Roll (Valuation Date 1-July, 2019) 2020 Taxation Year, Wheatland County

Assessment Year: 2019
Tax Year: 2020

Roll	Legal Address					Total
	NR	LAND	E 155	WHEATLAND COUNTY EXEMPT	Exempt Total:	1,330
				100% Alberta School Foundation Fund		
9425010	SE-28-25-26-4	0.64 Acres			Canal I Individual	
	NR	LAND	E 167	WESTERN IRRIGATION DIST EXEMPT	Exempt Total:	790
				100% Alberta School Foundation Fund		
9426000	SW-28-25-26-4	137.10 Acres			N of Rd widening & NE of canal C Corporation	
	F	LAND	T 1	FARMLAND	Taxable Total:	36,920
				100% Alberta School Foundation Fund		
9426010	SW-28-25-26-4	16.24 Acres			Southwest Corner I Individual	
		254005 RGE RD 264				
	F	LAND & IMPROVEMENTS	T 1	FARMLAND		3,110
	R		T 103	RESIDENTIAL LAND & IMPROVEMENTS		522,290
					Taxable Total:	525,400
	R		E 901	RURAL RESIDENCE EXEMPTION (RAP)		3,110
	R		E 903	FARM BUILDING EXEMPT		222,830
				100% Alberta School Foundation Fund	Exempt Total:	225,940
					Totals:	751,340
9426020	9210715 1 SW-28-25-26-4	3.00 Acres			Southeast Corner I Individual	
		263042 HWY 564				
	R	LAND & IMPROVEMENTS	T 103	RESIDENTIAL LAND & IMPROVEMENTS	Taxable Total:	437,600
				100% Alberta School Foundation Fund		
9427000	NE-33-25-26-4	160.00 Acres			I Individual	
	F	LAND	T 1	FARMLAND	Taxable Total:	43,780
				100% Alberta School Foundation Fund		
9428000	NW-33-25-26-4	160.00 Acres			I Individual	
	F	LAND	T 1	FARMLAND	Taxable Total:	35,760
				100% Alberta School Foundation Fund		
9429000	SE-33-25-26-4	150.50 Acres			I Individual	
		255004 RGE RD 263				
	F	LAND & IMPROVEMENTS	T 1	FARMLAND		36,310
	R		T 103	RESIDENTIAL LAND & IMPROVEMENTS		403,460
					Taxable Total:	439,770



2019 Assessment Roll (Valuation Date 1-July, 2019) 2020 Taxation Year, Wheatland County

Assessment Year: 2019
Tax Year: 2020

Roll	Legal Address					Total
	R		E 901	RURAL RESIDENCE EXEMPTION (RAP)		61,540
			100%	Alberta School Foundation Fund	Totals:	501,310
9430000	SE-33-25-26-4	8.46 Acres			Southwest Corner I Individual	
	F LAND		T 1	FARMLAND	Taxable Total:	670
			100%	Alberta School Foundation Fund		
9431000	SW-33-25-26-4	156.30 Acres			I Individual	
	F LAND		T 1	FARMLAND	Taxable Total:	29,930
			100%	Alberta School Foundation Fund		
9432000	NE-34-25-26-4	157.00 Acres			I Individual	
	F LAND		T 1	FARMLAND	Taxable Total:	42,320
			100%	Alberta School Foundation Fund		
9432010	9813092 2 NE-34-25-26-4 3.00 Acres				SOUTHEAST CORNER I Individual	
	255048 RGE RD 262					
	R LAND & IMPROVEMENTS		T 103	RESIDENTIAL LAND & IMPROVEMENTS	Taxable Total:	446,900
			100%	Alberta School Foundation Fund		
9433000	NW-34-25-26-4	152.50 Acres			I Individual	
	F LAND		T 1	FARMLAND	Taxable Total:	41,070
			100%	The Golden Hills Reg. Div. 15		
9433010	9110438 1 NW-34-25-26-4 7.50 Acres				Northwest Corner JB Taxidermy I Individual	
	255067 RGE RD 263					
	F LAND & IMPROVEMENTS		T 1	FARMLAND		980
	R		T 103	RESIDENTIAL LAND & IMPROVEMENTS		351,810
	NR		T 105	NON-RESEIDENTIAL LAND & IMPROVEMENTS		67,640
					Taxable Total:	420,430
	R		E 901	RURAL RESIDENCE EXEMPTION (RAP)		980
			100%	Alberta School Foundation Fund	Totals:	421,410
9434000	SE-34-25-26-4	157.00 Acres			I Individual	
	F LAND		T 1	FARMLAND	Taxable Total:	38,410
			100%	Alberta School Foundation Fund		
9434010	9710939 1 SE-34-25-26-4 3.00 Acres				Northeast Corner I Individual	
	255040 RGE RD 262					



2019 Assessment Roll (Valuation Date 1-July, 2019) 2020 Taxation Year, Wheatland County

Assessment Year: 2019
Tax Year: 2020

Roll	Legal Address				Total
	R	LAND & IMPROVEMENTS	T 103	RESIDENTIAL LAND & IMPROVEMENTS	Taxable Total: 572,900
9435000	SW-34-25-26-4	157.00 Acres	100%	Alberta School Foundation Fund	
				I Individual	
	F	LAND	T 1	FARMLAND	Taxable Total: 39,670
9435010	9711062 1 SW-34-25-26-4	3.00 Acres	100%	Alberta School Foundation Fund	
	255037 RGE RD 263			Northwest Corner	
				I Individual	
	R	LAND & IMPROVEMENTS	T 103	RESIDENTIAL LAND & IMPROVEMENTS	Taxable Total: 526,000
9436000	NE-35-25-26-4	157.24 Acres	100%	Alberta School Foundation Fund	
				I Individual	
	F	LAND	T 1	FARMLAND	Taxable Total: 20,620
9437000	NW-35-25-26-4	157.00 Acres	100%	Alberta School Foundation Fund	
				I Individual	
	F	LAND	T 1	FARMLAND	Taxable Total: 35,350
9437010	0012898 3 NW-35-25-26-4	3.00 Acres	100%	Alberta School Foundation Fund	
	255045 RGE RD 262			SOUTHWEST CORNER	
				I Individual	
	R	LAND & IMPROVEMENTS	T 103	RESIDENTIAL LAND & IMPROVEMENTS	Taxable Total: 597,500
9438000	SE-35-25-26-4	160.00 Acres	100%	Alberta School Foundation Fund	
				I Individual	
	F	LAND	T 1	FARMLAND	Taxable Total: 22,210
9439000	SW-35-25-26-4	145.87 Acres	100%	Alberta School Foundation Fund	
				I Individual	
	F	LAND	T 1	FARMLAND	Taxable Total: 16,850
9439010	9812182 1 SW-35-25-26-4	14.13 Acres	100%	Alberta School Foundation Fund	
	255013 RGE RD 262			SOUTHWEST CORNER	
				I Individual	
	F	LAND & IMPROVEMENTS	T 1	FARMLAND	2,480
	R		T 103	RESIDENTIAL LAND & IMPROVEMENTS	504,520
				Taxable Total:	507,000
	R		E 901	RURAL RESIDENCE EXEMPTION (RAP)	2,480



2019 Assessment Roll (Valuation Date 1-July, 2019) 2020 Taxation Year, Wheatland County

Assessment Year: 2019
Tax Year: 2020

Roll	Legal Address					Total
	R		E 903	FARM BUILDING EXEMPT		9,130
			100%	Alberta School Foundation Fund	Exempt Total:	11,610
					Totals:	518,610
9440000	NE-36-25-26-4	160.00 Acres			I Individual	
	260001 TWP RD 260					
	F LAND & IMPROVEMENTS		T 1	FARMLAND		29,850
	R		T 103	RESIDENTIAL LAND & IMPROVEMENTS		250,830
					Taxable Total:	280,680
	R		E 901	RURAL RESIDENCE EXEMPTION (RAP)		30,770
			100%	Alberta School Foundation Fund	Totals:	311,450
9441000	NW-36-25-26-4	160.00 Acres			C Corporation	
	F LAND		T 1	FARMLAND	Taxable Total:	30,120
			100%	Alberta School Foundation Fund		
9442000	SE-36-25-26-4	160.00 Acres			I Individual	
	F LAND		T 1	FARMLAND	Taxable Total:	33,250
			100%	Alberta School Foundation Fund		
9443000	SW-36-25-26-4	160.00 Acres			C Corporation	
	F LAND		T 1	FARMLAND	Taxable Total:	30,760
			100%	Alberta School Foundation Fund		
9444000	7139FN A SW-8-25-26-4	0.39 Acres			I Individual	
	251021 TWP RD 251A					
	R LAND & IMPROVEMENTS		T 103	RESIDENTIAL LAND & IMPROVEMENTS	Taxable Total:	253,900
			100%	Alberta School Foundation Fund		
9446000	7139FN A SW-8-25-26-4	0.39 Acres			I Individual	
	251019 TWP RD 251A					
	R LAND & IMPROVEMENTS		T 103	RESIDENTIAL LAND & IMPROVEMENTS	Taxable Total:	119,300
			100%	Alberta School Foundation Fund		
9447000	7139FN B SW-8-25-26-4	9.95 Acres			I Individual	
	251023 TWP RD 251A					
	F LAND & IMPROVEMENTS		T 1	FARMLAND		570
	R		T 103	RESIDENTIAL LAND & IMPROVEMENTS		300,730
					Taxable Total:	301,300
	R		E 901	RURAL RESIDENCE EXEMPTION (RAP)		570
					Totals:	301,870



2019 Assessment Roll (Valuation Date 1-July, 2019) 2020 Taxation Year, Wheatland County

Assessment Year: 2019
Tax Year: 2020

Roll	Legal Address	100% Alberta School Foundation Fund			Total
9448000	7139FN B SW-8-25-26-4 1.01 Acres 251027 TWP RD 251A	EASTERLY 31.394M PART OF BLK B I Individual			
	R LAND & IMPROVEMENTS	T 103 RESIDENTIAL LAND & IMPROVEMENTS	Taxable Total:	708,100	
		100% Christ The Redeemer Reg. 3			
9448010	0611471 8 5 SE-8-25-26-4 2.89 Acres 251029 TWP RD 251A	I Individual			
	R LAND & IMPROVEMENTS	T 103 RESIDENTIAL LAND & IMPROVEMENTS	Taxable Total:	390,900	
		100% Alberta School Foundation Fund			
9449010	0012959 6 2 SW-8-25-26-4 3.06 Acres 251009 TWP RD 251A	I Individual			
	R LAND & IMPROVEMENTS	T 103 RESIDENTIAL LAND & IMPROVEMENTS	Taxable Total:	398,000	
		100% Alberta School Foundation Fund			
9450000	0012959 6 3 SW-8-25-26-4 4.18 Acres 251013 TWP RD 251A	Storage Compound & Fencing I Individual			
	R LAND & IMPROVEMENTS	T 103 RESIDENTIAL LAND & IMPROVEMENTS		338,040	
	NR	T 105 NON-RESEIDENTIAL LAND & IMPROVEMENTS		133,750	
		100% Christ The Redeemer Reg. 3	Taxable Total:	471,790	
9451000	0411910 6 5 SW-8-25-26-4 1.31 Acres 251015 TWP RD 251A	I Individual			
	R LAND & IMPROVEMENTS	T 103 RESIDENTIAL LAND & IMPROVEMENTS	Taxable Total:	826,300	
		100% Christ The Redeemer Reg. 3			
9451010	0411910 6 6 SW-8-25-26-4 1.31 Acres 251017 TWP RD 251A	I Individual			
	R LAND & IMPROVEMENTS	T 103 RESIDENTIAL LAND & IMPROVEMENTS	Taxable Total:	302,700	
		100% Christ The Redeemer Reg. 3			
9452000	0213522 7 2 SW-8-25-26-4 0.93 Acres 251005 TWP RD 251A	I Individual			
	R LAND & IMPROVEMENTS	T 103 RESIDENTIAL LAND & IMPROVEMENTS	Taxable Total:	613,300	
		100% Alberta School Foundation Fund			
9452010	0413694 7 3 SW-8-25-26-4 0.93 Acres 251007 TWP RD 251A	I Individual			
	R LAND & IMPROVEMENTS	T 103 RESIDENTIAL LAND & IMPROVEMENTS	Taxable Total:	488,100	
		100% Alberta School Foundation Fund			
9452020	0413694 7 4 SW-8-25-26-4 1.73 Acres 251003 TWP RD 251A	I Individual			



2019 Assessment Roll (Valuation Date 1-July, 2019) 2020 Taxation Year, Wheatland County

Assessment Year: 2019
Tax Year: 2020

Roll	Legal Address					Total
	R	LAND & IMPROVEMENTS	T	103	RESIDENTIAL LAND & IMPROVEMENTS	Taxable Total: 602,800
9453010	8610077 1	SW-8-25-26-4 1.00 Acres		100%	Alberta School Foundation Fund	
	251011	TWP RD 251A				I Individual
	R	LAND & IMPROVEMENTS	T	103	RESIDENTIAL LAND & IMPROVEMENTS	Taxable Total: 413,500
				100%	Alberta School Foundation Fund	
9455000	0614100 8 1	NW-8-25-26-4 170.51 Acres				Lakes of Muirfield Golf Course Muirfield Lakes Golf Course
	620	MUIRFIELD CRES				C Corporation
	R	LAND & IMPROVEMENTS	T	103	RESIDENTIAL LAND & IMPROVEMENTS	135,490
	NR		T	105	NON-RESEIDENTIAL LAND & IMPROVEMENTS	2,950,040
				100%	Alberta School Foundation Fund	Taxable Total: 3,085,530
9455001	0614100 8 6	NW-8-25-26-4 32.67 Acres				I Individual
	NR	LAND	E	167	WESTERN IRRIGATION DIST EXEMPT	Exempt Total: 284,550
				100%	Alberta School Foundation Fund	
9455010	0614100 8 2	NW-8-25-26-4 48.75 Acres				Future Residential Lakes of Muirfield Residential Parcel
						I Individual
	R	LAND	T	104	RESIDENTIAL VACANT LAND	Taxable Total: 1,503,500
				100%	Alberta School Foundation Fund	
9455012	1513169 9 1	W-8-25-26-4 15.42 Acres				Within West part LSD 12/13 Lakes of Muirfield Water Treatment Plant
	48 ST. ANDREWS CLOSE					I Individual
	NR	LAND & IMPROVEMENTS	E	169	MISC. PROPERTY EXEMPT	Exempt Total: 951,170
				100%	Alberta School Foundation Fund	
9455014	1513169 9 2	W-8-25-26-4 3.01 Acres				Within NW part LSD 5 Lakes of Muirfield RV Storage
						I Individual
	NR	LAND & IMPROVEMENTS	T	105	NON-RESEIDENTIAL LAND & IMPROVEMENTS	Taxable Total: 356,330
				100%	Alberta School Foundation Fund	
9455020	0614100 8 3	NE-8-25-26-4 4.59 Acres				C Corporation
	R	LAND	T	104	RESIDENTIAL VACANT LAND	Taxable Total: 648,100
				100%	The Golden Hills Reg. Div. 15	
9455030	0614100 8 4	NE-8-25-26-4 5.20 Acres				Lakes_Muirfield Welcome Center Welcome Center/Mercantile At Muirfield
	1	MUIRFIELD BLVD				I Individual
	NR	LAND & IMPROVEMENTS	T	105	NON-RESEIDENTIAL LAND & IMPROVEMENTS	Taxable Total: 1,083,270
				100%	Alberta School Foundation Fund	



2019 Assessment Roll (Valuation Date 1-July, 2019) 2020 Taxation Year, Wheatland County

Assessment Year: 2019
Tax Year: 2020

Roll	Legal Address					Total
9456001	0710284 1	SW-8-25-26-4	9,967 Sq. Feet			
	26 MUIRFIELD BLVD				C Corporation	
	R	LAND & IMPROVEMENTS	T	103	RESIDENTIAL LAND & IMPROVEMENTS	Taxable Total: 556,800
					100% Alberta School Foundation Fund	
9456002	0710284 2	SW-8-25-26-4	8,557 Sq. Feet			
	30 MUIRFIELD BLVD				I Individual	
	R	LAND & IMPROVEMENTS	T	103	RESIDENTIAL LAND & IMPROVEMENTS	Taxable Total: 467,400
					100% Christ The Redeemer Reg. 3	
9456003	0710284 3	SW-8-25-26-4	7,696 Sq. Feet			
	34 MUIRFIELD BLVD				I Individual	
	R	LAND & IMPROVEMENTS	T	103	RESIDENTIAL LAND & IMPROVEMENTS	Taxable Total: 512,200
					100% Alberta School Foundation Fund	
9456004	0710284 4	SW-8-25-26-4	6,932 Sq. Feet			
	38 MUIRFIELD BLVD				I Individual	
	R	LAND & IMPROVEMENTS	T	103	RESIDENTIAL LAND & IMPROVEMENTS	Taxable Total: 455,200
					100% Alberta School Foundation Fund	
9456005	0710284 5	SW-8-25-26-4	6,566 Sq. Feet			
	42 MUIRFIELD BLVD				I Individual	
	R	LAND & IMPROVEMENTS	T	103	RESIDENTIAL LAND & IMPROVEMENTS	Taxable Total: 565,600
					100% Alberta School Foundation Fund	
9456006	0710284 6	SW-8-25-26-4	6,566 Sq. Feet			
	46 MUIRFIELD BLVD				I Individual	
	R	LAND & IMPROVEMENTS	T	103	RESIDENTIAL LAND & IMPROVEMENTS	Taxable Total: 536,500
					100% Alberta School Foundation Fund	
9456007	0710284 7	SW-8-25-26-4	6,566 Sq. Feet			
	50 MUIRFIELD BLVD				I Individual	
	R	LAND & IMPROVEMENTS	T	103	RESIDENTIAL LAND & IMPROVEMENTS	Taxable Total: 660,300
					100% Alberta School Foundation Fund	
9456008	0710284 8	SW-8-25-26-4	6,566 Sq. Feet			
	54 MUIRFIELD BLVD				I Individual	
	R	LAND & IMPROVEMENTS	T	103	RESIDENTIAL LAND & IMPROVEMENTS	Taxable Total: 636,200
					100% Alberta School Foundation Fund	
9456009	0710284 9	SW-8-25-26-4	6,889 Sq. Feet			
	58 MUIRFIELD BLVD				I Individual	
	R	LAND & IMPROVEMENTS	T	103	RESIDENTIAL LAND & IMPROVEMENTS	Taxable Total: 537,200



2019 Assessment Roll (Valuation Date 1-July, 2019) 2020 Taxation Year, Wheatland County

Assessment Year: 2019
Tax Year: 2020

Roll	Legal Address						Total
9456010	100% Alberta School Foundation Fund						
	0710284 10	SW-8-25-26-4	6,770 Sq. Feet				
	62 MUIRFIELD BLVD					I Individual	
	R	LAND & IMPROVEMENTS		T	103	RESIDENTIAL LAND & IMPROVEMENTS	Taxable Total: 570,100
100% Alberta School Foundation Fund							
9456011	100% Alberta School Foundation Fund						
	0710284 11	SW-8-25-26-4	6,759 Sq. Feet				
	66 MUIRFIELD BLVD					I Individual	
	R	LAND & IMPROVEMENTS		T	103	RESIDENTIAL LAND & IMPROVEMENTS	Taxable Total: 524,300
100% Alberta School Foundation Fund							
9456012	100% Alberta School Foundation Fund						
	0710284 12	SW-8-25-26-4	6,749 Sq. Feet				
	70 MUIRFIELD BLVD					I Individual	
	R	LAND & IMPROVEMENTS		T	103	RESIDENTIAL LAND & IMPROVEMENTS	Taxable Total: 456,300
100% The Golden Hills Reg. Div. 15							
9456013	100% The Golden Hills Reg. Div. 15						
	0710284 13	SW-8-25-26-4	6,738 Sq. Feet				
	74 MUIRFIELD BLVD					I Individual	
	R	LAND & IMPROVEMENTS		T	103	RESIDENTIAL LAND & IMPROVEMENTS	Taxable Total: 528,300
100% Alberta School Foundation Fund							
9456014	100% Alberta School Foundation Fund						
	0710284 14	SW-8-25-26-4	6,727 Sq. Feet				
	78 MUIRFIELD BLVD					C Corporation	
	R	LAND & IMPROVEMENTS		T	103	RESIDENTIAL LAND & IMPROVEMENTS	Taxable Total: 411,800
100% Alberta School Foundation Fund							
9456015	100% Alberta School Foundation Fund						
	0710284 15	SW-8-25-26-4	6,716 Sq. Feet				
	82 MUIRFIELD BLVD					I Individual	
	R	LAND & IMPROVEMENTS		T	103	RESIDENTIAL LAND & IMPROVEMENTS	Taxable Total: 481,700
100% The Golden Hills Reg. Div. 15							
9456016	100% The Golden Hills Reg. Div. 15						
	0710284 16	SW-8-25-26-4	6,716 Sq. Feet				
	86 MUIRFIELD BLVD					I Individual	
	R	LAND & IMPROVEMENTS		T	103	RESIDENTIAL LAND & IMPROVEMENTS	Taxable Total: 551,800
100% Christ The Redeemer Reg. 3							
9456017	100% Christ The Redeemer Reg. 3						
	0710284 17	SW-8-25-26-4	6,716 Sq. Feet				
	90 MUIRFIELD BLVD					I Individual	
	R	LAND		T	104	RESIDENTIAL VACANT LAND	Taxable Total: 115,800
100% Alberta School Foundation Fund							
9456018	0710284 18	SW-8-25-26-4	6,716 Sq. Feet				
	94 MUIRFIELD BLVD					I Individual	



2019 Assessment Roll (Valuation Date 1-July, 2019) 2020 Taxation Year, Wheatland County

Assessment Year: 2019
Tax Year: 2020

Roll	Legal Address					Total
	R	LAND & IMPROVEMENTS	T	103	RESIDENTIAL LAND & IMPROVEMENTS	Taxable Total: 487,200
					100% Alberta School Foundation Fund	
9456019	0710284 19	SW-8-25-26-4 6,716 Sq. Feet				
	98	MUIRFIELD BLVD			I Individual	
	R	LAND & IMPROVEMENTS	T	103	RESIDENTIAL LAND & IMPROVEMENTS	Taxable Total: 653,200
					100% Alberta School Foundation Fund	
9456020	0710284 20	SW-8-25-26-4 6,716 Sq. Feet				
	102	MUIRFIELD BLVD			I Individual	
	R	LAND & IMPROVEMENTS	T	103	RESIDENTIAL LAND & IMPROVEMENTS	Taxable Total: 463,100
					100% Alberta School Foundation Fund	
9456021	0710284 21	SW-8-25-26-4 6,678 Sq. Feet				
	106	MUIRFIELD BLVD			I Individual	
	R	LAND & IMPROVEMENTS	T	103	RESIDENTIAL LAND & IMPROVEMENTS	Taxable Total: 494,500
					100% Alberta School Foundation Fund	
9456022	0710284 22	SW-8-25-26-4 6,512 Sq. Feet				
	110	MUIRFIELD BLVD			I Individual	
	R	LAND & IMPROVEMENTS	T	103	RESIDENTIAL LAND & IMPROVEMENTS	Taxable Total: 578,400
					100% Alberta School Foundation Fund	
9456023	0710284 23	SW-8-25-26-4 6,512 Sq. Feet				
	114	MUIRFIELD BLVD			I Individual	
	R	LAND & IMPROVEMENTS	T	103	RESIDENTIAL LAND & IMPROVEMENTS	Taxable Total: 456,600
					100% Alberta School Foundation Fund	
9456024	0710284 24	SW-8-25-26-4 6,512 Sq. Feet				
	118	MUIRFIELD BLVD			I Individual	
	R	LAND & IMPROVEMENTS	T	103	RESIDENTIAL LAND & IMPROVEMENTS	Taxable Total: 542,000
					100% Alberta School Foundation Fund	
9456025	0710284 25	SW-8-25-26-4 6,512 Sq. Feet				
	122	MUIRFIELD BLVD			I Individual	
	R	LAND & IMPROVEMENTS	T	103	RESIDENTIAL LAND & IMPROVEMENTS	Taxable Total: 511,400
					100% The Golden Hills Reg. Div. 15	
9456026	0710284 26	SW-8-25-26-4 6,512 Sq. Feet				
	126	MUIRFIELD BLVD			I Individual	
	R	LAND & IMPROVEMENTS	T	103	RESIDENTIAL LAND & IMPROVEMENTS	Taxable Total: 468,900
					100% Alberta School Foundation Fund	



2019 Assessment Roll (Valuation Date 1-July, 2019) 2020 Taxation Year, Wheatland County

Assessment Year: 2019
Tax Year: 2020

Roll	Legal Address	Total
9456027	0710284 27 SW-8-25-26-4 6,512 Sq. Feet 130 MUIRFIELD BLVD I Individual	
	R LAND & IMPROVEMENTS T 103 RESIDENTIAL LAND & IMPROVEMENTS 100% Alberta School Foundation Fund Taxable Total:	459,500
9456028	0710284 28 SW-8-25-26-4 6,512 Sq. Feet 134 MUIRFIELD BLVD I Individual	
	R LAND & IMPROVEMENTS T 103 RESIDENTIAL LAND & IMPROVEMENTS 100% Alberta School Foundation Fund Taxable Total:	480,200
9456029	0710284 29 SW-8-25-26-4 6,512 Sq. Feet 138 MUIRFIELD BLVD I Individual	
	R LAND & IMPROVEMENTS T 103 RESIDENTIAL LAND & IMPROVEMENTS 100% Alberta School Foundation Fund Taxable Total:	532,400
9456030	0710284 30 SW-8-25-26-4 6,512 Sq. Feet 142 MUIRFIELD BLVD I Individual	
	R LAND & IMPROVEMENTS T 103 RESIDENTIAL LAND & IMPROVEMENTS 100% Alberta School Foundation Fund Taxable Total:	570,700
9456031	0710284 31 SW-8-25-26-4 6,512 Sq. Feet 146 MUIRFIELD BLVD C Corporation	
	R LAND T 104 RESIDENTIAL VACANT LAND 100% Alberta School Foundation Fund Taxable Total:	114,600
9456032	0710284 32 SW-8-25-26-4 6,512 Sq. Feet 150 MUIRFIELD BLVD C Corporation	
	R LAND T 104 RESIDENTIAL VACANT LAND 100% Alberta School Foundation Fund Taxable Total:	114,600
9456033	0710284 33 SW-8-25-26-4 6,512 Sq. Feet 154 MUIRFIELD BLVD I Individual	
	R LAND T 104 RESIDENTIAL VACANT LAND 100% Alberta School Foundation Fund Taxable Total:	114,600
9456034	0710284 34 SW-8-25-26-4 6,512 Sq. Feet 158 MUIRFIELD BLVD C Corporation	
	R LAND T 104 RESIDENTIAL VACANT LAND 100% Alberta School Foundation Fund Taxable Total:	114,600
9456035	0710284 35 SW-8-25-26-4 6,523 Sq. Feet 162 MUIRFIELD BLVD I Individual	
	R LAND & IMPROVEMENTS T 103 RESIDENTIAL LAND & IMPROVEMENTS Taxable Total:	425,800



2019 Assessment Roll (Valuation Date 1-July, 2019) 2020 Taxation Year, Wheatland County

Assessment Year: 2019
Tax Year: 2020

Roll	Legal Address							Total
9456036	0710284 36	SW-8-25-26-4	6,523 Sq. Feet	100% Alberta School Foundation Fund				
	166 MUIRFIELD BLVD			C Corporation				
	R	LAND	T	104	RESIDENTIAL VACANT LAND	Taxable Total:	114,800	
9456037	0710284 37	SW-8-25-26-4	6,803 Sq. Feet	100% Alberta School Foundation Fund				
	170 MUIRFIELD BLVD			I Individual				
	R	LAND & IMPROVEMENTS	T	103	RESIDENTIAL LAND & IMPROVEMENTS	Taxable Total:	514,200	
9456038	0710284 38	SW-8-25-26-4	6,598 Sq. Feet	100% Alberta School Foundation Fund				
	174 MUIRFIELD BLVD			I Individual				
	R	LAND & IMPROVEMENTS	T	103	RESIDENTIAL LAND & IMPROVEMENTS	Taxable Total:	423,000	
9456039	0710284 39	SW-8-25-26-4	6,587 Sq. Feet	100% Alberta School Foundation Fund				
	178 MUIRFIELD BLVD			C Corporation				
	R	LAND	T	104	RESIDENTIAL VACANT LAND	Taxable Total:	115,100	
9456040	0710284 40	SW-8-25-26-4	6,587 Sq. Feet	100% Alberta School Foundation Fund				
	182 MUIRFIELD BLVD			I Individual				
	R	LAND	T	104	RESIDENTIAL VACANT LAND	Taxable Total:	115,100	
9456041	0710284 41	SW-8-25-26-4	6,576 Sq. Feet	100% Alberta School Foundation Fund				
	186 MUIRFIELD BLVD			I Individual				
	R	LAND & IMPROVEMENTS	T	103	RESIDENTIAL LAND & IMPROVEMENTS	Taxable Total:	544,700	
9456042	0710284 42	SW-8-25-26-4	6,576 Sq. Feet	100% Alberta School Foundation Fund				
	190 MUIRFIELD BLVD			C Corporation				
	R	LAND & IMPROVEMENTS	T	103	RESIDENTIAL LAND & IMPROVEMENTS	Taxable Total:	519,200	
9456043	0710284 43	SW-8-25-26-4	6,576 Sq. Feet	100% Alberta School Foundation Fund				
	194 MUIRFIELD BLVD			C Corporation				
	R	LAND	T	104	RESIDENTIAL VACANT LAND	Taxable Total:	115,100	
9456044	0710284 44	SW-8-25-26-4	6,576 Sq. Feet	100% Alberta School Foundation Fund				
	198 MUIRFIELD BLVD			C Corporation				



2019 Assessment Roll (Valuation Date 1-July, 2019) 2020 Taxation Year, Wheatland County

Assessment Year: 2019
Tax Year: 2020

Roll	Legal Address					Total
	R	LAND	T	104	RESIDENTIAL VACANT LAND	Taxable Total: 115,100
				100%	Alberta School Foundation Fund	
9456045	0710284 45	SW-8-25-26-4 6,576 Sq. Feet				
	202	MUIRFIELD BLVD				C Corporation
	R	LAND	T	104	RESIDENTIAL VACANT LAND	Taxable Total: 115,100
				100%	Alberta School Foundation Fund	
9456046	0710284 46	SW-8-25-26-4 6,576 Sq. Feet				
	212	MUIRFIELD BLVD				I Individual
	R	LAND & IMPROVEMENTS	T	103	RESIDENTIAL LAND & IMPROVEMENTS	Taxable Total: 517,500
				100%	Alberta School Foundation Fund	
9456047	0710284 47	SW-8-25-26-4 6,576 Sq. Feet				
	216	MUIRFIELD BLVD				I Individual
	R	LAND & IMPROVEMENTS	T	103	RESIDENTIAL LAND & IMPROVEMENTS	Taxable Total: 531,300
				100%	Alberta School Foundation Fund	
9456048	0710284 48	SW-8-25-26-4 6,576 Sq. Feet				
	220	MUIRFIELD BLVD				I Individual
	R	LAND & IMPROVEMENTS	T	103	RESIDENTIAL LAND & IMPROVEMENTS	Taxable Total: 488,100
				100%	Alberta School Foundation Fund	
9456049	0710284 49	SW-8-25-26-4 6,576 Sq. Feet				
	224	MUIRFIELD BLVD				I Individual
	R	LAND & IMPROVEMENTS	T	103	RESIDENTIAL LAND & IMPROVEMENTS	Taxable Total: 495,200
				100%	Alberta School Foundation Fund	
9456050	0710284 50	SW-8-25-26-4 6,641 Sq. Feet				
	225	MUIRFIELD BLVD				I Individual
	R	LAND	T	104	RESIDENTIAL VACANT LAND	Taxable Total: 115,400
				100%	Alberta School Foundation Fund	
9456051	0710284 51	SW-8-25-26-4 6,641 Sq. Feet				
	221	MUIRFIELD BLVD				I Individual
	R	LAND & IMPROVEMENTS	T	103	RESIDENTIAL LAND & IMPROVEMENTS	Taxable Total: 481,700
				100%	Alberta School Foundation Fund	
9456052	0710284 52	SW-8-25-26-4 6,641 Sq. Feet				
	217	MUIRFIELD BLVD				C Corporation
	R	LAND & IMPROVEMENTS	T	103	RESIDENTIAL LAND & IMPROVEMENTS	Taxable Total: 509,200
				100%	Alberta School Foundation Fund	



2019 Assessment Roll (Valuation Date 1-July, 2019) 2020 Taxation Year, Wheatland County

Assessment Year: 2019
Tax Year: 2020

Roll	Legal Address						Total
9456053	0710284 53	SW-8-25-26-4	6,641 Sq. Feet				
	213 MUIRFIELD BLVD				I Individual		
	R	LAND & IMPROVEMENTS		T 103	RESIDENTIAL LAND & IMPROVEMENTS	Taxable Total:	453,600
					50% The Golden Hills Reg. Div. 15		
					50% Christ The Redeemer Reg. 3		
9456054	0710284 54	SW-8-25-26-4	6,641 Sq. Feet				
	209 MUIRFIELD BLVD				I Individual		
	R	LAND & IMPROVEMENTS		T 103	RESIDENTIAL LAND & IMPROVEMENTS	Taxable Total:	570,500
					100% The Golden Hills Reg. Div. 15		
9456055	0710284 55	SW-8-25-26-4	6,641 Sq. Feet				
	205 MUIRFIELD BLVD				C Corporation		
	R	LAND & IMPROVEMENTS		T 103	RESIDENTIAL LAND & IMPROVEMENTS	Taxable Total:	390,300
					100% Alberta School Foundation Fund		
9456056	0710284 56	SW-8-25-26-4	6,641 Sq. Feet				
	201 MUIRFIELD BLVD				C Corporation		
	R	LAND & IMPROVEMENTS		T 103	RESIDENTIAL LAND & IMPROVEMENTS	Taxable Total:	482,000
					100% Alberta School Foundation Fund		
9456057	0710284 57	SW-8-25-26-4	6,641 Sq. Feet				
	197 MUIRFIELD BLVD				I Individual		
	R	LAND & IMPROVEMENTS		T 103	RESIDENTIAL LAND & IMPROVEMENTS	Taxable Total:	527,700
					100% Alberta School Foundation Fund		
9456058	0710284 58	SW-8-25-26-4	6,641 Sq. Feet				
	193 MUIRFIELD BLVD				I Individual		
	R	LAND		T 104	RESIDENTIAL VACANT LAND	Taxable Total:	115,400
					100% Alberta School Foundation Fund		
9456059	0710284 59	SW-8-25-26-4	6,641 Sq. Feet				
	189 MUIRFIELD BLVD				I Individual		
	R	LAND		T 104	RESIDENTIAL VACANT LAND	Taxable Total:	115,400
					100% Alberta School Foundation Fund		
9456060	0710284 60	SW-8-25-26-4	6,641 Sq. Feet				
	185 MUIRFIELD BLVD				I Individual		
	R	LAND & IMPROVEMENTS		T 103	RESIDENTIAL LAND & IMPROVEMENTS	Taxable Total:	447,600
					100% Alberta School Foundation Fund		
9456061	0710284 61	SW-8-25-26-4	6,641 Sq. Feet				
	181 MUIRFIELD BLVD				C Corporation		



2019 Assessment Roll (Valuation Date 1-July, 2019) 2020 Taxation Year, Wheatland County

Assessment Year: 2019
Tax Year: 2020

Roll	Legal Address						Total
	R	LAND & IMPROVEMENTS		T 103	RESIDENTIAL LAND & IMPROVEMENTS	Taxable Total:	461,100
					100% Alberta School Foundation Fund		
9456062	0710284 62	SW-8-25-26-4	6,641 Sq. Feet			I Individual	
	177	MUIRFIELD BLVD					
	R	LAND & IMPROVEMENTS		T 103	RESIDENTIAL LAND & IMPROVEMENTS	Taxable Total:	512,500
					100% Christ The Redeemer Reg. 3		
9456063	0710284 63	SW-8-25-26-4	6,641 Sq. Feet			C Corporation	
	173	MUIRFIELD BLVD					
	R	LAND & IMPROVEMENTS		T 103	RESIDENTIAL LAND & IMPROVEMENTS	Taxable Total:	501,000
					100% Alberta School Foundation Fund		
9456064	0710284 64	SW-8-25-26-4	6,706 Sq. Feet			I Individual	
	169	MUIRFIELD BLVD					
	R	LAND & IMPROVEMENTS		T 103	RESIDENTIAL LAND & IMPROVEMENTS	Taxable Total:	554,500
					100% Alberta School Foundation Fund		
9456065	0710284 65	SW-8-25-26-4	6,566 Sq. Feet			I Individual	
	165	MUIRFIELD BLVD					
	R	LAND		T 104	RESIDENTIAL VACANT LAND	Taxable Total:	115,000
					100% Alberta School Foundation Fund		
9456066	0710284 66	SW-8-25-26-4	6,566 Sq. Feet			I Individual	
	161	MUIRFIELD BLVD					
	R	LAND		T 104	RESIDENTIAL VACANT LAND	Taxable Total:	115,000
					100% Alberta School Foundation Fund		
9456067	0710284 67	SW-8-25-26-4	6,566 Sq. Feet			I Individual	
	157	MUIRFIELD BLVD					
	R	LAND & IMPROVEMENTS		T 103	RESIDENTIAL LAND & IMPROVEMENTS	Taxable Total:	504,500
					100% Alberta School Foundation Fund		
9456068	0710284 68	SW-8-25-26-4	6,566 Sq. Feet			I Individual	
	153	MUIRFIELD BLVD					
	R	LAND & IMPROVEMENTS		T 103	RESIDENTIAL LAND & IMPROVEMENTS	Taxable Total:	423,700
					100% Alberta School Foundation Fund		
9456069	0710284 69	SW-8-25-26-4	6,566 Sq. Feet			I Individual	
	149	MUIRFIELD BLVD					
	R	LAND & IMPROVEMENTS		T 103	RESIDENTIAL LAND & IMPROVEMENTS	Taxable Total:	462,200
					100% Alberta School Foundation Fund		



2019 Assessment Roll (Valuation Date 1-July, 2019) 2020 Taxation Year, Wheatland County

Assessment Year: 2019
Tax Year: 2020

Roll	Legal Address	Total
9456070	0710284 70 SW-8-25-26-4 6,566 Sq. Feet 145 MUIRFIELD BLVD R LAND & IMPROVEMENTS T 103 RESIDENTIAL LAND & IMPROVEMENTS 100% Alberta School Foundation Fund	I Individual Taxable Total: 643,300
9456071	0710284 71 SW-8-25-26-4 8,912 Sq. Feet 693 MUIRFIELD CRESCENT R LAND T 104 RESIDENTIAL VACANT LAND 100% Alberta School Foundation Fund	C Corporation Taxable Total: 127,400
9456072	0710284 72 SW-8-25-26-4 7,265 Sq. Feet 689 MUIRFIELD CRES R LAND T 104 RESIDENTIAL VACANT LAND 100% Alberta School Foundation Fund	I Individual Taxable Total: 118,700
9456073	0710284 73 SW-8-25-26-4 7,265 Sq. Feet 685 MUIRFIELD CRES R LAND & IMPROVEMENTS T 103 RESIDENTIAL LAND & IMPROVEMENTS 100% Alberta School Foundation Fund	I Individual Taxable Total: 423,400
9456074	0710284 74 SW-8-25-26-4 7,642 Sq. Feet 681 MUIRFIELD CRES R LAND T 104 RESIDENTIAL VACANT LAND 100% Alberta School Foundation Fund	C Corporation Taxable Total: 120,700
9456075	0710284 75 SW-8-25-26-4 7,954 Sq. Feet 669 MUIRFIELD CRES R LAND T 104 RESIDENTIAL VACANT LAND 100% Alberta School Foundation Fund	C Corporation Taxable Total: 122,300
9456076	0710284 76 SW-8-25-26-4 7,771 Sq. Feet 661 MUIRFIELD CRES R LAND & IMPROVEMENTS T 103 RESIDENTIAL LAND & IMPROVEMENTS 100% The Golden Hills Reg. Div. 15	I Individual Taxable Total: 570,500
9456077	0710284 77 SW-8-25-26-4 6,566 Sq. Feet 653 MUIRFIELD CRES R LAND & IMPROVEMENTS T 103 RESIDENTIAL LAND & IMPROVEMENTS 100% Alberta School Foundation Fund	I Individual Taxable Total: 485,000
9456078	0710284 78 SW-8-25-26-4 6,566 Sq. Feet 649 MUIRFIELD CRES R LAND T 104 RESIDENTIAL VACANT LAND	C Corporation Taxable Total: 115,000



2019 Assessment Roll (Valuation Date 1-July, 2019) 2020 Taxation Year, Wheatland County

Assessment Year: 2019
Tax Year: 2020

Roll	Legal Address						Total
	100% Alberta School Foundation Fund						
9456079	0710284 79	SW-8-25-26-4	6,566 Sq. Feet				
	645 MUIRFIELD CRES					C Corporation	
	R	LAND & IMPROVEMENTS		T	103	RESIDENTIAL LAND & IMPROVEMENTS	Taxable Total: 525,800
	100% Alberta School Foundation Fund						
9456080	0710284 80	SW-8-25-26-4	6,566 Sq. Feet				
	641 MUIRFIELD CRES					I Individual	
	R	LAND & IMPROVEMENTS		T	103	RESIDENTIAL LAND & IMPROVEMENTS	Taxable Total: 444,000
	100% Alberta School Foundation Fund						
9456081	0710284 81	SW-8-25-26-4	6,673 Sq. Feet				
	637 MUIRFIELD CRES					I Individual	
	R	LAND & IMPROVEMENTS		T	103	RESIDENTIAL LAND & IMPROVEMENTS	Taxable Total: 508,500
	100% Alberta School Foundation Fund						
9456082	0710284 82	SW-8-25-26-4	7,287 Sq. Feet				
	633 MUIRFIELD CRES					I Individual	
	R	LAND & IMPROVEMENTS		T	103	RESIDENTIAL LAND & IMPROVEMENTS	Taxable Total: 605,300
	100% Alberta School Foundation Fund						
9456083	0710284 83	SW-8-25-26-4	7,287 Sq. Feet				
	629 MUIRFIELD CRES					I Individual	
	R	LAND & IMPROVEMENTS		T	103	RESIDENTIAL LAND & IMPROVEMENTS	Taxable Total: 599,200
	100% Alberta School Foundation Fund						
9456084	0710284 84	SW-8-25-26-4	7,287 Sq. Feet				
	625 MUIRFIELD CRES					I Individual	
	R	LAND & IMPROVEMENTS		T	103	RESIDENTIAL LAND & IMPROVEMENTS	Taxable Total: 566,100
	100% Alberta School Foundation Fund						
9456085	0710284 85	SW-8-25-26-4	6,641 Sq. Feet				
	621 MUIRFIELD CRES					I Individual	
	R	LAND & IMPROVEMENTS		T	103	RESIDENTIAL LAND & IMPROVEMENTS	Taxable Total: 473,900
	100% Alberta School Foundation Fund						
9456086	0710284 86	SW-8-25-26-4	6,566 Sq. Feet				
	617 MUIRFIELD CRES					I Individual	
	R	LAND & IMPROVEMENTS		T	103	RESIDENTIAL LAND & IMPROVEMENTS	Taxable Total: 432,400
	100% Alberta School Foundation Fund						
9456087	0710284 87	SW-8-25-26-4	6,566 Sq. Feet				
	613 MUIRFIELD CRES					I Individual	



2019 Assessment Roll (Valuation Date 1-July, 2019) 2020 Taxation Year, Wheatland County

Assessment Year: 2019
Tax Year: 2020

Roll	Legal Address						Total
	R	LAND & IMPROVEMENTS		T 103	RESIDENTIAL LAND & IMPROVEMENTS	Taxable Total:	573,900
					100% Alberta School Foundation Fund		
9456088	0710284 88	SW-8-25-26-4	6,566 Sq. Feet			I Individual	
	609	MUIRFIELD CRES					
	R	LAND		T 104	RESIDENTIAL VACANT LAND	Taxable Total:	115,000
					100% Alberta School Foundation Fund		
9456089	0710284 89	SW-8-25-26-4	6,792 Sq. Feet			C Corporation	
	605	MUIRFIELD CRES					
	R	LAND		T 104	RESIDENTIAL VACANT LAND	Taxable Total:	116,200
					100% Alberta School Foundation Fund		
9456090	0710284 90	SW-8-25-26-4	6,706 Sq. Feet			I Individual	
	601	MUIRFIELD CRES					
	R	LAND & IMPROVEMENTS		T 103	RESIDENTIAL LAND & IMPROVEMENTS	Taxable Total:	655,500
					100% Alberta School Foundation Fund		
9456091	0710284 91	SW-8-25-26-4	6,813 Sq. Feet			I Individual	
	597	MUIRFIELD CRES					
	R	LAND & IMPROVEMENTS		T 103	RESIDENTIAL LAND & IMPROVEMENTS	Taxable Total:	496,800
					100% Alberta School Foundation Fund		
9456092	0710284 92	SW-8-25-26-4	6,781 Sq. Feet			I Individual	
	593	MUIRFIELD CRESC					
	R	LAND		T 104	RESIDENTIAL VACANT LAND	Taxable Total:	116,100
					100% Alberta School Foundation Fund		
9456093	0710284 93	SW-8-25-26-4	6,706 Sq. Feet			I Individual	
	589	MUIRFIELD CRES					
	R	LAND		T 104	RESIDENTIAL VACANT LAND	Taxable Total:	115,700
					100% Alberta School Foundation Fund		
9456094	0710284 94	SW-8-25-26-4	6,620 Sq. Feet			I Individual	
	585	MUIRFIELD CRES					
	R	LAND		T 104	RESIDENTIAL VACANT LAND	Taxable Total:	115,300
					100% Alberta School Foundation Fund		
9456095	0710284 95	SW-8-25-26-4	6,899 Sq. Feet			C Corporation	
	581	MUIRFIELD CRES					
	R	LAND		T 104	RESIDENTIAL VACANT LAND	Taxable Total:	116,800
					100% Alberta School Foundation Fund		



2019 Assessment Roll (Valuation Date 1-July, 2019) 2020 Taxation Year, Wheatland County

Assessment Year: 2019
Tax Year: 2020

Roll	Legal Address	Total
9456096	0710284 96 SW-8-25-26-4 7,168 Sq. Feet 577 MUIRFIELD CRES R LAND T 104 RESIDENTIAL VACANT LAND 100% Alberta School Foundation Fund	I Individual Taxable Total: 118,200
9456097	0710284 97 SW-8-25-26-4 7,082 Sq. Feet 569 MUIRFIELD CRES R LAND T 104 RESIDENTIAL VACANT LAND 100% Alberta School Foundation Fund	C Corporation Taxable Total: 117,700
9456098	0710284 98 SW-8-25-26-4 7,082 Sq. Feet 565 MUIRFIELD CRES R LAND T 104 RESIDENTIAL VACANT LAND 100% Alberta School Foundation Fund	C Corporation Taxable Total: 117,700
9456099	0710284 99 SW-8-25-26-4 7,082 Sq. Feet 561 MUIRFIELD CRES R LAND & IMPROVEMENTS T 103 RESIDENTIAL LAND & IMPROVEMENTS 100% Alberta School Foundation Fund	I Individual Taxable Total: 459,200
9456100	0710284 100 SW-8-25-26-4 7,082 Sq. Feet 553 MUIRFIELD CRES R LAND & IMPROVEMENTS T 103 RESIDENTIAL LAND & IMPROVEMENTS 100% Alberta School Foundation Fund	I Individual Taxable Total: 434,000
9456101	0710284 101 SW-8-25-26-4 7,082 Sq. Feet 549 MUIRFIELD CRES R LAND & IMPROVEMENTS T 103 RESIDENTIAL LAND & IMPROVEMENTS 100% Alberta School Foundation Fund	I Individual Taxable Total: 540,600
9456102	0710284 102 SW-8-25-26-4 7,082 Sq. Feet 541 MUIRFIELD CRES R LAND & IMPROVEMENTS T 103 RESIDENTIAL LAND & IMPROVEMENTS 100% Christ The Redeemer Reg. 3	I Individual Taxable Total: 482,600
9456103	0710284 103 SW-8-25-26-4 7,082 Sq. Feet 537 MUIRFIELD CRES R LAND & IMPROVEMENTS T 103 RESIDENTIAL LAND & IMPROVEMENTS 100% Alberta School Foundation Fund	C Corporation Taxable Total: 479,200
9456104	0710284 104 SW-8-25-26-4 7,082 Sq. Feet 533 MUIRFIELD CRES R LAND & IMPROVEMENTS T 103 RESIDENTIAL LAND & IMPROVEMENTS	C Corporation Taxable Total: 537,100



2019 Assessment Roll (Valuation Date 1-July, 2019) 2020 Taxation Year, Wheatland County

Assessment Year: 2019
Tax Year: 2020

Roll	Legal Address					Total
	100% Alberta School Foundation Fund					
9456105	0710284 105	SW-8-25-26-4	7,082 Sq. Feet			
	529 MUIRFIELD CRES				C Corporation	
	R	LAND		T 104	RESIDENTIAL VACANT LAND	Taxable Total: 117,700
	100% Alberta School Foundation Fund					
9456106	0710284 106	SW-8-25-26-4	7,082 Sq. Feet			
	525 MUIRFIELD CRES				C Corporation	
	R	LAND & IMPROVEMENTS		T 103	RESIDENTIAL LAND & IMPROVEMENTS	Taxable Total: 431,900
	100% Alberta School Foundation Fund					
9456107	0710284 107	SW-8-25-26-4	7,082 Sq. Feet			
	521 MUIRFIELD CRES				I Individual	
	R	LAND		T 104	RESIDENTIAL VACANT LAND	Taxable Total: 117,700
	100% Alberta School Foundation Fund					
9456108	0710284 108	SW-8-25-26-4	9,224 Sq. Feet			
	4 MUIRFIELD CLOSE				I Individual	
	R	LAND & IMPROVEMENTS		T 103	RESIDENTIAL LAND & IMPROVEMENTS	Taxable Total: 484,900
	100% Alberta School Foundation Fund					
9456109	0710284 109	SW-8-25-26-4	7,384 Sq. Feet			
	8 MUIRFIELD CLOSE				C Corporation	
	R	LAND & IMPROVEMENTS		T 103	RESIDENTIAL LAND & IMPROVEMENTS	Taxable Total: 400,400
	100% Alberta School Foundation Fund					
9456110	0710284 110	SW-8-25-26-4	7,384 Sq. Feet			
	12 MUIRFIELD CLOSE				I Individual	
	R	LAND & IMPROVEMENTS		T 103	RESIDENTIAL LAND & IMPROVEMENTS	Taxable Total: 553,800
	100% Alberta School Foundation Fund					
9456111	0710284 111	SW-8-25-26-4	7,384 Sq. Feet			
	16 MUIRFIELD CLOSE				I Individual	
	R	LAND & IMPROVEMENTS		T 103	RESIDENTIAL LAND & IMPROVEMENTS	Taxable Total: 551,100
	100% Alberta School Foundation Fund					
9456112	0710284 112	SW-8-25-26-4	7,384 Sq. Feet			
	20 MUIRFIELD CLOSE				C Corporation	
	R	LAND & IMPROVEMENTS		T 103	RESIDENTIAL LAND & IMPROVEMENTS	Taxable Total: 568,000
	100% Alberta School Foundation Fund					
9456113	0710284 113	SW-8-25-26-4	7,384 Sq. Feet			
	24 MUIRFIELD CLOSE				I Individual	



2019 Assessment Roll (Valuation Date 1-July, 2019) 2020 Taxation Year, Wheatland County

Assessment Year: 2019
Tax Year: 2020

Roll	Legal Address					Total
	R	LAND & IMPROVEMENTS	T	103	RESIDENTIAL LAND & IMPROVEMENTS	Taxable Total: 462,200
				100%	Alberta School Foundation Fund	
9456114	0710284 114	SW-8-25-26-4 7,384 Sq. Feet				
	28	MUIRFIELD CLOSE			I Individual	
	R	LAND & IMPROVEMENTS	T	103	RESIDENTIAL LAND & IMPROVEMENTS	Taxable Total: 545,000
				100%	Alberta School Foundation Fund	
9456115	0710284 115	SW-8-25-26-4 7,384 Sq. Feet				
	32	MUIRFIELD CLOSE			Personal Trainer	
					I Individual	
	R	LAND & IMPROVEMENTS	T	103	RESIDENTIAL LAND & IMPROVEMENTS	589,400
	NR		T	105	NON-RESEIDENTIAL LAND & IMPROVEMENTS	28,800
				100%	Alberta School Foundation Fund	Taxable Total: 618,200
9456116	0710284 116	SW-8-25-26-4 7,384 Sq. Feet				
	36	MUIRFIELD CLOSE			I Individual	
	R	LAND & IMPROVEMENTS	T	103	RESIDENTIAL LAND & IMPROVEMENTS	Taxable Total: 529,900
				100%	Alberta School Foundation Fund	
9456117	0710284 117	SW-8-25-26-4 7,384 Sq. Feet				
	40	MUIRFIELD CLOSE			I Individual	
	R	LAND & IMPROVEMENTS	T	103	RESIDENTIAL LAND & IMPROVEMENTS	Taxable Total: 478,600
				100%	Alberta School Foundation Fund	
9456118	0710284 118	SW-8-25-26-4 7,233 Sq. Feet				
	44	MUIRFIELD CLOSE			I Individual	
	R	LAND & IMPROVEMENTS	T	103	RESIDENTIAL LAND & IMPROVEMENTS	Taxable Total: 484,300
				100%	Alberta School Foundation Fund	
9456119	0710284 119	SW-8-25-26-4 7,233 Sq. Feet				
	48	MUIRFIELD CLOSE			I Individual	
	R	LAND & IMPROVEMENTS	T	103	RESIDENTIAL LAND & IMPROVEMENTS	Taxable Total: 521,500
				100%	Alberta School Foundation Fund	
9456120	0710284 120	SW-8-25-26-4 7,631 Sq. Feet				
	52	MUIRFIELD CLOSE			I Individual	
	R	LAND & IMPROVEMENTS	T	103	RESIDENTIAL LAND & IMPROVEMENTS	Taxable Total: 515,200
				100%	Alberta School Foundation Fund	
9456121	0710284 121	SW-8-25-26-4 7,664 Sq. Feet				
	56	MUIRFIELD CLOSE			I Individual	
	R	LAND & IMPROVEMENTS	T	103	RESIDENTIAL LAND & IMPROVEMENTS	Taxable Total: 702,900
				100%	Alberta School Foundation Fund	



2019 Assessment Roll (Valuation Date 1-July, 2019) 2020 Taxation Year, Wheatland County

Assessment Year: 2019
Tax Year: 2020

Roll	Legal Address	Total
9456122	0710284 122 SW-8-25-26-4 7,330 Sq. Feet 60 MUIRFIELD CLOSE I Individual R LAND & IMPROVEMENTS T 103 RESIDENTIAL LAND & IMPROVEMENTS 100% Alberta School Foundation Fund Taxable Total: 629,400	
9456123	0710284 123 SW-8-25-26-4 7,233 Sq. Feet 64 MUIRFIELD CLOSE C Corporation R LAND & IMPROVEMENTS T 103 RESIDENTIAL LAND & IMPROVEMENTS 100% Alberta School Foundation Fund Taxable Total: 599,000	
9456124	0710284 124 SW-8-25-26-4 7,233 Sq. Feet 68 MUIRFIELD CLOSE I Individual R LAND & IMPROVEMENTS T 103 RESIDENTIAL LAND & IMPROVEMENTS 100% Alberta School Foundation Fund Taxable Total: 511,200	
9456125	0710284 125 SW-8-25-26-4 7,233 Sq. Feet 72 MUIRFIELD CLOSE I Individual R LAND & IMPROVEMENTS T 103 RESIDENTIAL LAND & IMPROVEMENTS 100% Alberta School Foundation Fund Taxable Total: 569,600	
9456126	0710284 126 SW-8-25-26-4 7,373 Sq. Feet 76 MUIRFIELD CLOSE I Individual R LAND & IMPROVEMENTS T 103 RESIDENTIAL LAND & IMPROVEMENTS 100% Alberta School Foundation Fund Taxable Total: 625,600	
9456127	0710284 127 SW-8-25-26-4 7,693 Sq. Feet 80 MUIRFIELD CLOSE I Individual R LAND & IMPROVEMENTS T 103 RESIDENTIAL LAND & IMPROVEMENTS 100% Alberta School Foundation Fund Taxable Total: 484,900	
9456128	0710284 128 SW-8-25-26-4 10,667 Sq. Feet 84 MUIRFIELD CLOSE I Individual R LAND & IMPROVEMENTS T 103 RESIDENTIAL LAND & IMPROVEMENTS 100% Alberta School Foundation Fund Taxable Total: 696,600	
9456129	0710284 129 SW-8-25-26-4 12,142 Sq. Feet 87 MUIRFIELD CLOSE I Individual R LAND & IMPROVEMENTS T 103 RESIDENTIAL LAND & IMPROVEMENTS 100% The Golden Hills Reg. Div. 15 Taxable Total: 627,200	
9456130	0710284 130 SW-8-25-26-4 12,551 Sq. Feet 83 MUIRFIELD CLOSE I Individual R LAND & IMPROVEMENTS T 103 RESIDENTIAL LAND & IMPROVEMENTS Taxable Total: 545,700	



2019 Assessment Roll (Valuation Date 1-July, 2019) 2020 Taxation Year, Wheatland County

Assessment Year: 2019
Tax Year: 2020

Roll	Legal Address						Total
9456131	100% Alberta School Foundation Fund						
	0710284 131	SW-8-25-26-4	12,551 Sq. Feet				
	79 MUIRFIELD CLOSE					I Individual	
	R	LAND & IMPROVEMENTS		T 103	RESIDENTIAL LAND & IMPROVEMENTS	Taxable Total:	515,800
							100% The Golden Hills Reg. Div. 15
9456132	100% Alberta School Foundation Fund						
	0710284 132	SW-8-25-26-4	8,083 Sq. Feet				
	75 MUIRFIELD CLOSE					I Individual	
	R	LAND & IMPROVEMENTS		T 103	RESIDENTIAL LAND & IMPROVEMENTS	Taxable Total:	656,500
							100% Alberta School Foundation Fund
9456133	100% Alberta School Foundation Fund						
	0710284 133	SW-8-25-26-4	7,825 Sq. Feet				
	71 MUIRFIELD CLOSE					I Individual	
	R	LAND & IMPROVEMENTS		T 103	RESIDENTIAL LAND & IMPROVEMENTS	Taxable Total:	528,200
							100% Alberta School Foundation Fund
9456134	100% Alberta School Foundation Fund						
	0710284 134	SW-8-25-26-4	7,674 Sq. Feet				
	67 MUIRFIELD CLOSE					I Individual	
	R	LAND & IMPROVEMENTS		T 103	RESIDENTIAL LAND & IMPROVEMENTS	Taxable Total:	515,300
							100% Alberta School Foundation Fund
9456135	100% Alberta School Foundation Fund						
	0710284 135	SW-8-25-26-4	7,674 Sq. Feet				
	63 MUIRFIELD CLOSE					I Individual	
	R	LAND & IMPROVEMENTS		T 103	RESIDENTIAL LAND & IMPROVEMENTS	Taxable Total:	544,900
							100% Alberta School Foundation Fund
9456136	100% Alberta School Foundation Fund						
	0710284 136	SW-8-25-26-4	7,674 Sq. Feet				
	59 MUIRFIELD CLOSE					I Individual	
	R	LAND & IMPROVEMENTS		T 103	RESIDENTIAL LAND & IMPROVEMENTS	Taxable Total:	477,900
							100% Alberta School Foundation Fund
9456137	100% Alberta School Foundation Fund						
	0710284 137	SW-8-25-26-4	7,976 Sq. Feet				
	55 MUIRFIELD CLOSE					I Individual	
	R	LAND & IMPROVEMENTS		T 103	RESIDENTIAL LAND & IMPROVEMENTS	Taxable Total:	465,200
							100% Alberta School Foundation Fund
9456138	100% Alberta School Foundation Fund						
	0710284 138	SW-8-25-26-4	8,299 Sq. Feet				
	51 MUIRFIELD CLOSE					I Individual	
	R	LAND & IMPROVEMENTS		T 103	RESIDENTIAL LAND & IMPROVEMENTS	Taxable Total:	451,200
							100% Alberta School Foundation Fund
9456139	0710284 139	SW-8-25-26-4	7,750 Sq. Feet				
	47 MUIRFIELD CLOSE					I Individual	



2019 Assessment Roll (Valuation Date 1-July, 2019) 2020 Taxation Year, Wheatland County

Assessment Year: 2019
Tax Year: 2020

Roll	Legal Address					Total
	R	LAND & IMPROVEMENTS			T 103 RESIDENTIAL LAND & IMPROVEMENTS 100% Alberta School Foundation Fund	Taxable Total: 606,200
9456140	0710284 140	SW-8-25-26-4	7,384 Sq. Feet	43 MUIRFIELD CLOSE	I Individual	
	R	LAND & IMPROVEMENTS			T 103 RESIDENTIAL LAND & IMPROVEMENTS 100% Alberta School Foundation Fund	Taxable Total: 552,500
9456141	0710284 141	SW-8-25-26-4	7,384 Sq. Feet	39 MUIRFIELD CLOSE	I Individual	
	R	LAND & IMPROVEMENTS			T 103 RESIDENTIAL LAND & IMPROVEMENTS 100% Alberta School Foundation Fund	Taxable Total: 553,600
9456142	0710284 142	SW-8-25-26-4	7,384 Sq. Feet	35 MUIRFIELD CLOSE	I Individual	
	R	LAND & IMPROVEMENTS			T 103 RESIDENTIAL LAND & IMPROVEMENTS 100% Alberta School Foundation Fund	Taxable Total: 811,500
9456143	0710284 143	SW-8-25-26-4	7,384 Sq. Feet	31 MUIRFIELD CLOSE	I Individual	
	R	LAND & IMPROVEMENTS			T 103 RESIDENTIAL LAND & IMPROVEMENTS 100% Alberta School Foundation Fund	Taxable Total: 601,400
9456144	0710284 144	SW-8-25-26-4	7,384 Sq. Feet	27 MUIRFIELD CLOSE	I Individual	
	R	LAND & IMPROVEMENTS			T 103 RESIDENTIAL LAND & IMPROVEMENTS 100% Alberta School Foundation Fund	Taxable Total: 457,100
9456145	0710284 145	SW-8-25-26-4	7,384 Sq. Feet	23 MUIRFIELD CLOSE	I Individual	
	R	LAND & IMPROVEMENTS			T 103 RESIDENTIAL LAND & IMPROVEMENTS 100% Alberta School Foundation Fund	Taxable Total: 460,100
9456146	0710284 146	SW-8-25-26-4	7,384 Sq. Feet	19 MUIRFIELD CLOSE	I Individual	
	R	LAND & IMPROVEMENTS			T 103 RESIDENTIAL LAND & IMPROVEMENTS 100% Alberta School Foundation Fund	Taxable Total: 522,900
9456147	0710284 147	SW-8-25-26-4	7,384 Sq. Feet	15 MUIRFIELD CLOSE	I Individual	
	R	LAND & IMPROVEMENTS			T 103 RESIDENTIAL LAND & IMPROVEMENTS 100% Alberta School Foundation Fund	Taxable Total: 494,700



2019 Assessment Roll (Valuation Date 1-July, 2019) 2020 Taxation Year, Wheatland County

Assessment Year: 2019
Tax Year: 2020

Roll	Legal Address	Total
9456148	0710284 148 SW-8-25-26-4 7,384 Sq. Feet 11 MUIRFIELD CLOSE I Individual	
	R LAND & IMPROVEMENTS T 103 RESIDENTIAL LAND & IMPROVEMENTS 100% Alberta School Foundation Fund Taxable Total:	479,600
9456149	0710284 149 SW-8-25-26-4 7,384 Sq. Feet 7 MUIRFIELD CLOSE I Individual	
	R LAND & IMPROVEMENTS T 103 RESIDENTIAL LAND & IMPROVEMENTS 100% Alberta School Foundation Fund Taxable Total:	473,300
9456150	0710284 150 SW-8-25-26-4 8,729 Sq. Feet 3 MUIRFIELD CLOSE C Corporation	
	R LAND & IMPROVEMENTS T 103 RESIDENTIAL LAND & IMPROVEMENTS 100% Alberta School Foundation Fund Taxable Total:	598,600
9456151	0710284 151 SW-8-25-26-4 7,427 Sq. Feet 536 MUIRFIELD CRES I Individual	
	R LAND & IMPROVEMENTS T 103 RESIDENTIAL LAND & IMPROVEMENTS 100% Alberta School Foundation Fund Taxable Total:	518,600
9456152	0710284 152 SW-8-25-26-4 7,427 Sq. Feet 540 MUIRFIELD CRES I Individual	
	R LAND & IMPROVEMENTS T 103 RESIDENTIAL LAND & IMPROVEMENTS 100% Alberta School Foundation Fund Taxable Total:	291,400
9456153	0710284 153 SW-8-25-26-4 7,427 Sq. Feet 544 MUIRFIELD CRES I Individual	
	R LAND & IMPROVEMENTS T 103 RESIDENTIAL LAND & IMPROVEMENTS 100% Alberta School Foundation Fund Taxable Total:	480,500
9456154	0710284 154 SW-8-25-26-4 7,427 Sq. Feet 548 MUIRFIELD CRES I Individual	
	R LAND & IMPROVEMENTS T 103 RESIDENTIAL LAND & IMPROVEMENTS 100% Alberta School Foundation Fund Taxable Total:	599,500
9456155	0710284 155 SW-8-25-26-4 7,427 Sq. Feet 552 MUIRFIELD CRES C Corporation	
	R LAND & IMPROVEMENTS T 103 RESIDENTIAL LAND & IMPROVEMENTS 100% Alberta School Foundation Fund Taxable Total:	649,000
9456156	0710284 156 SW-8-25-26-4 7,427 Sq. Feet 556 MUIRFIELD CRES C Corporation	
	R LAND & IMPROVEMENTS T 103 RESIDENTIAL LAND & IMPROVEMENTS Taxable Total:	542,000



2019 Assessment Roll (Valuation Date 1-July, 2019) 2020 Taxation Year, Wheatland County

Assessment Year: 2019
Tax Year: 2020

Roll	Legal Address						Total
	100% Alberta School Foundation Fund						
9456157	0710284 157	SW-8-25-26-4	7,427 Sq. Feet				
	560 MUIRFIELD CRES				I Individual		
	R	LAND		T 104	RESIDENTIAL VACANT LAND	Taxable Total:	119,500
	100% Alberta School Foundation Fund						
9456158	0710284 158	SW-8-25-26-4	7,427 Sq. Feet				
	564 MUIRFIELD CRES				I Individual		
	R	LAND & IMPROVEMENTS		T 103	RESIDENTIAL LAND & IMPROVEMENTS	Taxable Total:	525,500
	100% Alberta School Foundation Fund						
9456159	0710284 159	SW-8-25-26-4	7,427 Sq. Feet				
	568 MUIRFIELD CRES				I Individual		
	R	LAND		T 104	RESIDENTIAL VACANT LAND	Taxable Total:	119,500
	100% Alberta School Foundation Fund						
9456160	0710284 160	SW-8-25-26-4	7,427 Sq. Feet				
	572 MUIRFIELD CRES				I Individual		
	R	LAND & IMPROVEMENTS		T 103	RESIDENTIAL LAND & IMPROVEMENTS	Taxable Total:	524,800
	100% Alberta School Foundation Fund						
9456161	0710284 161	SW-8-25-26-4	7,395 Sq. Feet				
	576 MUIRFIELD CRES				I Individual		
	R	LAND & IMPROVEMENTS		T 103	RESIDENTIAL LAND & IMPROVEMENTS	Taxable Total:	433,500
	100% Alberta School Foundation Fund						
9456162	0710284 162	SW-8-25-26-4	6,899 Sq. Feet				
	580 MUIRFIELD CRES				I Individual		
	R	LAND & IMPROVEMENTS		T 103	RESIDENTIAL LAND & IMPROVEMENTS	Taxable Total:	433,900
	100% The Golden Hills Reg. Div. 15						
9456163	0710284 163	SW-8-25-26-4	6,921 Sq. Feet				
	584 MUIRFIELD CRES				C Corporation		
	R	LAND & IMPROVEMENTS		T 103	RESIDENTIAL LAND & IMPROVEMENTS	Taxable Total:	625,100
	100% Alberta School Foundation Fund						
9456164	0710284 164	SW-8-25-26-4	7,007 Sq. Feet				
	588 MUIRFIELD CRES				C Corporation		
	R	LAND		T 104	RESIDENTIAL VACANT LAND	Taxable Total:	117,300
	100% Alberta School Foundation Fund						
9456165	0710284 165	SW-8-25-26-4	7,093 Sq. Feet				
	592 MUIRFIELD CRES				I Individual		



2019 Assessment Roll (Valuation Date 1-July, 2019) 2020 Taxation Year, Wheatland County

Assessment Year: 2019
Tax Year: 2020

Roll	Legal Address					Total
	R LAND	T 104	RESIDENTIAL VACANT LAND	Taxable Total:		117,800
			100% Alberta School Foundation Fund			
9456166	0710284 166 SW-8-25-26-4 7,147 Sq. Feet 596 MUIRFIELD CRES			I Individual		
	R LAND & IMPROVEMENTS	T 103	RESIDENTIAL LAND & IMPROVEMENTS	Taxable Total:		449,000
			100% Alberta School Foundation Fund			
9456167	0710284 167 SW-8-25-26-4 7,061 Sq. Feet 600 MUIRFIELD CRES			I Individual		
	R LAND	T 104	RESIDENTIAL VACANT LAND	Taxable Total:		117,600
			100% Alberta School Foundation Fund			
9456168	0710284 168 SW-8-25-26-4 7,341 Sq. Feet 604 MUIRFIELD CRES			I Individual		
	R LAND & IMPROVEMENTS	T 103	RESIDENTIAL LAND & IMPROVEMENTS	Taxable Total:		392,100
			100% Alberta School Foundation Fund			
9456169	0710284 169 SW-8-25-26-4 7,750 Sq. Feet 628 MUIRFIELD CRES			C Corporation		
	R LAND	T 104	RESIDENTIAL VACANT LAND	Taxable Total:		121,200
			100% Alberta School Foundation Fund			
9456170	0710284 170 SW-8-25-26-4 7,147 Sq. Feet 632 MUIRFIELD CRES			I Individual		
	R LAND	T 104	RESIDENTIAL VACANT LAND	Taxable Total:		118,100
			100% Alberta School Foundation Fund			
9456171	0710284 171 SW-8-25-26-4 6,566 Sq. Feet 636 MUIRFIELD CRES			C Corporation		
	R LAND & IMPROVEMENTS	T 103	RESIDENTIAL LAND & IMPROVEMENTS	Taxable Total:		520,400
			100% Alberta School Foundation Fund			
9456172	0710284 172 SW-8-25-26-4 6,566 Sq. Feet 642 MUIRFIELD CRES			I Individual		
	R LAND & IMPROVEMENTS	T 103	RESIDENTIAL LAND & IMPROVEMENTS	Taxable Total:		519,800
			100% Alberta School Foundation Fund			
9456173	0710284 173 SW-8-25-26-4 6,544 Sq. Feet 646 MUIRFIELD CRES			C Corporation		
	R LAND & IMPROVEMENTS	T 103	RESIDENTIAL LAND & IMPROVEMENTS	Taxable Total:		587,700
			100% Alberta School Foundation Fund			



2019 Assessment Roll (Valuation Date 1-July, 2019) 2020 Taxation Year, Wheatland County

Assessment Year: 2019
Tax Year: 2020

Roll	Legal Address	Total
9456174	0710284 174 SW-8-25-26-4 6,576 Sq. Feet 650 MUIRFIELD CRES C Corporation	
	R LAND & IMPROVEMENTS T 103 RESIDENTIAL LAND & IMPROVEMENTS 100% Alberta School Foundation Fund Taxable Total:	452,400
9456175	0710284 175 SW-8-25-26-4 6,878 Sq. Feet 654 MUIRFIELD CRES I Individual	
	R LAND & IMPROVEMENTS T 103 RESIDENTIAL LAND & IMPROVEMENTS 100% Alberta School Foundation Fund Taxable Total:	486,000
9456176	0710284 176 SW-8-25-26-4 7,308 Sq. Feet 658 MUIRFIELD CRES I Individual	
	R LAND & IMPROVEMENTS T 103 RESIDENTIAL LAND & IMPROVEMENTS 100% Alberta School Foundation Fund Taxable Total:	550,600
9456177	0710284 177 SW-8-25-26-4 7,319 Sq. Feet 662 MUIRFIELD CRES I Individual	
	R LAND & IMPROVEMENTS T 103 RESIDENTIAL LAND & IMPROVEMENTS 100% Alberta School Foundation Fund Taxable Total:	691,400
9456178	0710284 178 SW-8-25-26-4 7,298 Sq. Feet 670 MUIRFIELD CRES C Corporation	
	R LAND T 104 RESIDENTIAL VACANT LAND 100% Alberta School Foundation Fund Taxable Total:	118,900
9456179	0710284 179 SW-8-25-26-4 7,308 Sq. Feet 674 MUIRFIELD CRES I Individual	
	R LAND & IMPROVEMENTS T 103 RESIDENTIAL LAND & IMPROVEMENTS 100% Alberta School Foundation Fund Taxable Total:	500,400
9456180	0710284 180 SW-8-25-26-4 7,308 Sq. Feet 678 MUIRFIELD CRES I Individual	
	R LAND & IMPROVEMENTS T 103 RESIDENTIAL LAND & IMPROVEMENTS 100% Alberta School Foundation Fund Taxable Total:	505,500
9456181	0710284 181 SW-8-25-26-4 7,298 Sq. Feet 682 MUIRFIELD CRES I Individual	
	R LAND & IMPROVEMENTS T 103 RESIDENTIAL LAND & IMPROVEMENTS 100% Alberta School Foundation Fund Taxable Total:	534,000
9456182	0710284 182 SW-8-25-26-4 7,308 Sq. Feet 686 MUIRFIELD CRES I Individual	
	R LAND & IMPROVEMENTS T 103 RESIDENTIAL LAND & IMPROVEMENTS Taxable Total:	613,400



2019 Assessment Roll (Valuation Date 1-July, 2019) 2020 Taxation Year, Wheatland County

Assessment Year: 2019
Tax Year: 2020

Roll	Legal Address					Total
	100% Alberta School Foundation Fund					
9456183	0710284 183 SW-8-25-26-4 690 MUIRFIELD CRES	6,385 Sq. Feet			I Individual	
	R LAND & IMPROVEMENTS		T 103	RESIDENTIAL LAND & IMPROVEMENTS	Taxable Total:	470,000
	100% Alberta School Foundation Fund					
9456184	0710284 184 SW-8-25-26-4 694 MUIRFIELD CRES	8,912 Sq. Feet			I Individual	
	R LAND		T 104	RESIDENTIAL VACANT LAND	Taxable Total:	127,400
	100% Alberta School Foundation Fund					
9456185	0710284 185 SW-8-25-26-4	10.53 Acres			ROADWAY Roadway C Corporation	
	NR LAND		E 169	MISC. PROPERTY EXEMPT	Exempt Total:	10,070
	100% Alberta School Foundation Fund					
9456201	0811158 1 W -8-25-26-4 517 MUIRFIELD CRES	6,402 Sq. Feet			I Individual	
	R LAND		T 104	RESIDENTIAL VACANT LAND	Taxable Total:	113,400
	100% Alberta School Foundation Fund					
9456202	0811158 2 W -8-25-26-4 496 MUIRFIELD CRES	7,402 Sq. Feet			I Individual	
	R LAND		T 104	RESIDENTIAL VACANT LAND	Taxable Total:	119,400
	100% Alberta School Foundation Fund					
9456203	0811158 3 W -8-25-26-4 492 MUIRFIELD CRES	7,807 Sq. Feet			I Individual	
	R LAND		T 104	RESIDENTIAL VACANT LAND	Taxable Total:	121,500
	100% Alberta School Foundation Fund					
9456204	0811158 4 W -8-25-26-4 488 MUIRFIELD CRES	7,807 Sq. Feet			I Individual	
	R LAND		T 104	RESIDENTIAL VACANT LAND	Taxable Total:	121,500
	100% Alberta School Foundation Fund					
9456205	0811158 5 W -8-25-26-4 484 MUIRFIELD CRES	6,564 Sq. Feet			I Individual	
	R LAND		T 104	RESIDENTIAL VACANT LAND	Taxable Total:	115,000
	100% Alberta School Foundation Fund					
9456206	0811158 6 W -8-25-26-4 468 MUIRFIELD CRES	6,972 Sq. Feet			I Individual	



2019 Assessment Roll (Valuation Date 1-July, 2019) 2020 Taxation Year, Wheatland County

Assessment Year: 2019
Tax Year: 2020

Roll	Legal Address					Total
	R LAND & IMPROVEMENTS	T 103	RESIDENTIAL LAND & IMPROVEMENTS	Taxable Total:		526,500
			100% Alberta School Foundation Fund			
9456207	0811158 7 W -8-25-26-4 6,972 Sq. Feet 464 MUIRFIELD CRES			I Individual		
	R LAND & IMPROVEMENTS	T 103	RESIDENTIAL LAND & IMPROVEMENTS	Taxable Total:		597,600
			100% Alberta School Foundation Fund			
9456208	0811158 8 W -8-25-26-4 6,972 Sq. Feet 460 MUIRFIELD CRES			I Individual		
	R LAND	T 104	RESIDENTIAL VACANT LAND	Taxable Total:		117,100
			100% Alberta School Foundation Fund			
9456209	0811158 9 W -8-25-26-4 6,972 Sq. Feet 456 MUIRFIELD CRES			I Individual		
	R LAND	T 104	RESIDENTIAL VACANT LAND	Taxable Total:		117,100
			100% Alberta School Foundation Fund			
9456210	0811158 10 W -8-25-26-4 7,009 Sq. Feet 452 MUIRFIELD CRES			I Individual		
	R LAND	T 104	RESIDENTIAL VACANT LAND	Taxable Total:		117,300
			100% Alberta School Foundation Fund			
9456211	0811158 11 W -8-25-26-4 7,582 Sq. Feet 448 MUIRFIELD CRES			I Individual		
	R LAND	T 104	RESIDENTIAL VACANT LAND	Taxable Total:		120,400
			100% Alberta School Foundation Fund			
9456212	0811158 12 W -8-25-26-4 7,582 Sq. Feet 444 MUIRFIELD CRES			I Individual		
	R LAND	T 104	RESIDENTIAL VACANT LAND	Taxable Total:		120,400
			100% Alberta School Foundation Fund			
9456213	0811158 13 W -8-25-26-4 7,582 Sq. Feet 440 MUIRFIELD CRES			I Individual		
	R LAND	T 104	RESIDENTIAL VACANT LAND	Taxable Total:		120,400
			100% Alberta School Foundation Fund			
9456214	0811158 14 W -8-25-26-4 7,582 Sq. Feet 436 MUIRFIELD CRES			I Individual		
	R LAND	T 104	RESIDENTIAL VACANT LAND	Taxable Total:		120,400
			100% Alberta School Foundation Fund			



2019 Assessment Roll (Valuation Date 1-July, 2019) 2020 Taxation Year, Wheatland County

Assessment Year: 2019
Tax Year: 2020

Roll	Legal Address	Total
9456215	0811158 15 W -8-25-26-4 6,974 Sq. Feet 432 MUIRFIELD CRES R LAND T 104 RESIDENTIAL VACANT LAND 100% Alberta School Foundation Fund	I Individual Taxable Total: 117,100
9456241	0811158 41 W -8-25-26-4 6,812 Sq. Feet 392 MUIRFIELD CRES R LAND T 104 RESIDENTIAL VACANT LAND 100% Alberta School Foundation Fund	I Individual Taxable Total: 116,300
9456242	0811158 42 W -8-25-26-4 6,808 Sq. Feet 388 MUIRFIELD CRES R LAND T 104 RESIDENTIAL VACANT LAND 100% Alberta School Foundation Fund	I Individual Taxable Total: 116,300
9456243	0811158 43 W -8-25-26-4 6,808 Sq. Feet 384 MUIRFIELD CRES R LAND T 104 RESIDENTIAL VACANT LAND 100% Alberta School Foundation Fund	I Individual Taxable Total: 116,300
9456244	0811158 44 W -8-25-26-4 6,808 Sq. Feet 380 MUIRFIELD CRES R LAND T 104 RESIDENTIAL VACANT LAND 100% Alberta School Foundation Fund	I Individual Taxable Total: 116,300
9456245	0811158 45 W -8-25-26-4 7,152 Sq. Feet 376 MUIRFIELD CRES R LAND T 104 RESIDENTIAL VACANT LAND 100% Alberta School Foundation Fund	I Individual Taxable Total: 118,100
9456246	0811158 46 W -8-25-26-4 6,807 Sq. Feet 372 MUIRFIELD CRES R LAND T 104 RESIDENTIAL VACANT LAND 100% Alberta School Foundation Fund	I Individual Taxable Total: 116,300
9456247	0811158 47 W -8-25-26-4 6,808 Sq. Feet 368 MUIRFIELD CRES R LAND T 104 RESIDENTIAL VACANT LAND 100% Alberta School Foundation Fund	I Individual Taxable Total: 116,300
9456248	0811158 48 W -8-25-26-4 6,808 Sq. Feet 364 MUIRFIELD CRES R LAND T 104 RESIDENTIAL VACANT LAND	I Individual Taxable Total: 116,300



2019 Assessment Roll (Valuation Date 1-July, 2019) 2020 Taxation Year, Wheatland County

Assessment Year: 2019
Tax Year: 2020

Roll	Legal Address					Total
	100% Alberta School Foundation Fund					
9456249	0811158 49	W -8-25-26-4	6,808 Sq. Feet		I Individual	
	R	LAND		T 104 RESIDENTIAL VACANT LAND	Taxable Total:	116,300
	100% Alberta School Foundation Fund					
9456250	0811158 50	W -8-25-26-4	6,808 Sq. Feet		I Individual	
	R	LAND		T 104 RESIDENTIAL VACANT LAND	Taxable Total:	116,300
	100% Alberta School Foundation Fund					
9456251	0811158 51	W -8-25-26-4	6,808 Sq. Feet		I Individual	
	R	LAND		T 104 RESIDENTIAL VACANT LAND	Taxable Total:	116,300
	100% Alberta School Foundation Fund					
9456252	0811158 52	W -8-25-26-4	6,808 Sq. Feet		I Individual	
	R	LAND		T 104 RESIDENTIAL VACANT LAND	Taxable Total:	116,300
	100% Alberta School Foundation Fund					
9456253	0811158 53	W -8-25-26-4	6,808 Sq. Feet		I Individual	
	R	LAND		T 104 RESIDENTIAL VACANT LAND	Taxable Total:	116,300
	100% Alberta School Foundation Fund					
9456254	0811158 54	W -8-25-26-4	6,808 Sq. Feet		I Individual	
	R	LAND		T 104 RESIDENTIAL VACANT LAND	Taxable Total:	116,300
	100% Alberta School Foundation Fund					
9456255	0811158 55	W -8-25-26-4	6,808 Sq. Feet		I Individual	
	R	LAND		T 104 RESIDENTIAL VACANT LAND	Taxable Total:	116,300
	100% Alberta School Foundation Fund					
9456256	0811158 56	W -8-25-26-4	6,808 Sq. Feet		I Individual	
	R	LAND		T 104 RESIDENTIAL VACANT LAND	Taxable Total:	116,300
	100% Alberta School Foundation Fund					
9456257	0811158 57	W -8-25-26-4	7,193 Sq. Feet		I Individual	



2019 Assessment Roll (Valuation Date 1-July, 2019) 2020 Taxation Year, Wheatland County

Assessment Year: 2019
Tax Year: 2020

Roll	Legal Address					Total
	R	LAND		T 104	RESIDENTIAL VACANT LAND	Taxable Total: 118,300
					100% Alberta School Foundation Fund	
9456258	0811158 58	W -8-25-26-4	7,110 Sq. Feet			
	324	MUIRFIELD CRES				I Individual
	R	LAND		T 104	RESIDENTIAL VACANT LAND	Taxable Total: 117,900
					100% Alberta School Foundation Fund	
9456259	0811158 59	W -8-25-26-4	7,097 Sq. Feet			
	320	MUIRFIELD CRES				I Individual
	R	LAND		T 104	RESIDENTIAL VACANT LAND	Taxable Total: 117,800
					100% Alberta School Foundation Fund	
9456260	0811158 60	W -8-25-26-4	7,030 Sq. Feet			
	316	MUIRFIELD CRES				I Individual
	R	LAND		T 104	RESIDENTIAL VACANT LAND	Taxable Total: 117,400
					100% Alberta School Foundation Fund	
9456261	0811158 61	W -8-25-26-4	6,927 Sq. Feet			
	312	MUIRFIELD CRES				I Individual
	R	LAND		T 104	RESIDENTIAL VACANT LAND	Taxable Total: 116,900
					100% Alberta School Foundation Fund	
9456262	0811158 62	W -8-25-26-4	6,978 Sq. Feet			
	308	MUIRFIELD CRES				I Individual
	R	LAND		T 104	RESIDENTIAL VACANT LAND	Taxable Total: 117,200
					100% Alberta School Foundation Fund	
9456263	0811158 63	W -8-25-26-4	7,170 Sq. Feet			
	304	MUIRFIELD CRES				I Individual
	R	LAND		T 104	RESIDENTIAL VACANT LAND	Taxable Total: 118,200
					100% Alberta School Foundation Fund	
9456264	0811158 64	W -8-25-26-4	10,025 Sq. Feet			
	300	MUIRFIELD CRES				I Individual
	R	LAND		T 104	RESIDENTIAL VACANT LAND	Taxable Total: 133,200
					100% Alberta School Foundation Fund	
9456265	0811158 65	W -8-25-26-4	21,335 Sq. Feet			
	3	KAUTZ CLOSE				I Individual
	R	LAND & IMPROVEMENTS		T 103	RESIDENTIAL LAND & IMPROVEMENTS	Taxable Total: 508,700
					100% Alberta School Foundation Fund	



2019 Assessment Roll (Valuation Date 1-July, 2019) 2020 Taxation Year, Wheatland County

Assessment Year: 2019
Tax Year: 2020

Roll	Legal Address	Total
9456266	0811158 66 W -8-25-26-4 21,367 Sq. Feet 7 KAUTZ CLOSE R LAND & IMPROVEMENTS T 103 RESIDENTIAL LAND & IMPROVEMENTS 100% Alberta School Foundation Fund	I Individual Taxable Total: 999,000
9456267	0811158 67 W -8-25-26-4 21,367 Sq. Feet 11 KAUTZ CLOSE R LAND & IMPROVEMENTS T 103 RESIDENTIAL LAND & IMPROVEMENTS 100% Alberta School Foundation Fund	C Corporation Taxable Total: 811,600
9456268	0811158 68 W -8-25-26-4 21,393 Sq. Feet 15 KAUTZ CLOSE R LAND & IMPROVEMENTS T 103 RESIDENTIAL LAND & IMPROVEMENTS 100% Christ The Redeemer Reg. 3	I Individual Taxable Total: 837,100
9456269	0811158 69 W -8-25-26-4 21,367 Sq. Feet 19 KAUTZ CLOSE R LAND T 104 RESIDENTIAL VACANT LAND 100% Alberta School Foundation Fund	I Individual Taxable Total: 182,100
9456270	0811158 70 W -8-25-26-4 21,977 Sq. Feet 23 KAUTZ CLOSE R LAND T 104 RESIDENTIAL VACANT LAND 100% Alberta School Foundation Fund	I Individual Taxable Total: 184,600
9456271	0811158 71 W -8-25-26-4 32,582 Sq. Feet 27 KAUTZ CLOSE R LAND T 104 RESIDENTIAL VACANT LAND 100% Christ The Redeemer Reg. 3	I Individual Taxable Total: 229,400
9456272	0811158 72 W -8-25-26-4 34,674 Sq. Feet 31 KAUTZ CLOSE R LAND & IMPROVEMENTS T 103 RESIDENTIAL LAND & IMPROVEMENTS 100% Alberta School Foundation Fund	I Individual Taxable Total: 827,400
9456273	0811158 73 W -8-25-26-4 30,368 Sq. Feet 35 KAUTZ CLOSE R LAND T 104 RESIDENTIAL VACANT LAND 100% Alberta School Foundation Fund	I Individual Taxable Total: 220,000
9456274	0811158 74 W -8-25-26-4 43,941 Sq. Feet 20 KAUTZ CLOSE R LAND & IMPROVEMENTS T 103 RESIDENTIAL LAND & IMPROVEMENTS	I Individual Taxable Total: 931,400



2019 Assessment Roll (Valuation Date 1-July, 2019) 2020 Taxation Year, Wheatland County

Assessment Year: 2019
Tax Year: 2020

Roll	Legal Address	Total
100% The Golden Hills Reg. Div. 15		
9456275	0811158 75 W -8-25-26-4 43,925 Sq. Feet 16 KAUTZ CLOSE	I Individual
R LAND	T 104 RESIDENTIAL VACANT LAND 100% The Golden Hills Reg. Div. 15	Taxable Total: 221,000
9456276	0811158 76 W -8-25-26-4 43,949 Sq. Feet 12 KAUTZ CLOSE	I Individual
R LAND	T 104 RESIDENTIAL VACANT LAND 100% Alberta School Foundation Fund	Taxable Total: 221,000
9456277	0811158 77 W -8-25-26-4 44,010 Sq. Feet 8 KAUTZ CLOSE	I Individual
R LAND	T 104 RESIDENTIAL VACANT LAND 100% Alberta School Foundation Fund	Taxable Total: 221,100
9456278	0811158 78 W -8-25-26-4 72,018 Sq. Feet 4 KAUTZ CLOSE	I Individual
R LAND	T 104 RESIDENTIAL VACANT LAND 100% Alberta School Foundation Fund	Taxable Total: 263,900
9456279	0811158 79 W -8-25-26-4 7,826 Sq. Feet 292 MUIRFIELD CRES	I Individual
R LAND	T 104 RESIDENTIAL VACANT LAND 100% Alberta School Foundation Fund	Taxable Total: 121,600
9456280	0811158 80 W -8-25-26-4 6,567 Sq. Feet 290 MUIRFIELD CRES	I Individual
R LAND	T 104 RESIDENTIAL VACANT LAND 100% Alberta School Foundation Fund	Taxable Total: 115,000
9456281	0811158 81 W -8-25-26-4 6,567 Sq. Feet 288 MUIRFIELD CRES	I Individual
R LAND	T 104 RESIDENTIAL VACANT LAND 100% Alberta School Foundation Fund	Taxable Total: 115,000
9456282	0811158 82 W -8-25-26-4 6,567 Sq. Feet 284 MUIRFIELD CRES	I Individual
R LAND	T 104 RESIDENTIAL VACANT LAND 100% Alberta School Foundation Fund	Taxable Total: 115,000
9456283	0811158 83 W -8-25-26-4 6,567 Sq. Feet 282 MUIRFIELD CRES	I Individual



2019 Assessment Roll (Valuation Date 1-July, 2019) 2020 Taxation Year, Wheatland County

Assessment Year: 2019
Tax Year: 2020

Roll	Legal Address					Total
	R	LAND		T 104	RESIDENTIAL VACANT LAND	Taxable Total: 34,500
					100% Alberta School Foundation Fund	
9456284	0811158 84	W -8-25-26-4	6,562 Sq. Feet			
	280 MUIRFIELD CRES					I Individual
	R	LAND		T 104	RESIDENTIAL VACANT LAND	Taxable Total: 115,000
					100% Alberta School Foundation Fund	
9456285	0811158 85	W -8-25-26-4	6,602 Sq. Feet			
	276 MUIRFIELD CRES					I Individual
	R	LAND		T 104	RESIDENTIAL VACANT LAND	Taxable Total: 115,200
					100% Alberta School Foundation Fund	
9456286	0811158 86	W -8-25-26-4	6,661 Sq. Feet			
	272 MUIRFIELD CRES					I Individual
	R	LAND		T 104	RESIDENTIAL VACANT LAND	Taxable Total: 115,500
					100% Alberta School Foundation Fund	
9456287	0811158 87	W -8-25-26-4	6,791 Sq. Feet			
	268 MUIRFIELD CRES					I Individual
	R	LAND		T 104	RESIDENTIAL VACANT LAND	Taxable Total: 116,200
					100% Alberta School Foundation Fund	
9456288	0811158 88	W -8-25-26-4	6,104 Sq. Feet			
	264 MUIRFIELD CRES					I Individual
	R	LAND		T 104	RESIDENTIAL VACANT LAND	Taxable Total: 110,000
					100% Alberta School Foundation Fund	
9456289	0811158 89	W -8-25-26-4	6,145 Sq. Feet			
	260 MUIRFIELD CRES					I Individual
	R	LAND		T 104	RESIDENTIAL VACANT LAND	Taxable Total: 110,400
					100% Alberta School Foundation Fund	
9456290	0811158 90	W -8-25-26-4	6,186 Sq. Feet			
	247 MUIRFIELD CRES					I Individual
	R	LAND		T 104	RESIDENTIAL VACANT LAND	Taxable Total: 110,900
					100% Alberta School Foundation Fund	
9456291	0811158 91	W -8-25-26-4	6,120 Sq. Feet			
	251 MUIRFIELD CRES					I Individual
	R	LAND		T 104	RESIDENTIAL VACANT LAND	Taxable Total: 110,200
					100% Alberta School Foundation Fund	



2019 Assessment Roll (Valuation Date 1-July, 2019) 2020 Taxation Year, Wheatland County

Assessment Year: 2019
Tax Year: 2020

Roll	Legal Address	Total
9456292	0811158 92 W -8-25-26-4 6,728 Sq. Feet 255 MUIRFIELD CRES R LAND T 104 RESIDENTIAL VACANT LAND 100% Alberta School Foundation Fund	I Individual Taxable Total: 115,900
9456293	0811158 93 W -8-25-26-4 6,228 Sq. Feet 259 MUIRFIELD CRES R LAND T 104 RESIDENTIAL VACANT LAND 100% Alberta School Foundation Fund	I Individual Taxable Total: 111,400
9456294	0811158 94 W -8-25-26-4 6,730 Sq. Feet 263 MUIRFIELD CRES R LAND T 104 RESIDENTIAL VACANT LAND 100% Alberta School Foundation Fund	I Individual Taxable Total: 115,900
9456295	0811158 95 W -8-25-26-4 6,505 Sq. Feet 267 MUIRFIELD CRES R LAND T 104 RESIDENTIAL VACANT LAND 100% Alberta School Foundation Fund	I Individual Taxable Total: 114,600
9456296	0811158 96 W -8-25-26-4 6,688 Sq. Feet 271 MUIRFIELD CRES R LAND T 104 RESIDENTIAL VACANT LAND 100% Alberta School Foundation Fund	I Individual Taxable Total: 115,600
9456297	0811158 97 W -8-25-26-4 6,755 Sq. Feet 275 MUIRFIELD CRES R LAND T 104 RESIDENTIAL VACANT LAND 100% Alberta School Foundation Fund	I Individual Taxable Total: 116,000
9456298	0811158 98 W -8-25-26-4 6,757 Sq. Feet 279 MUIRFIELD CRES R LAND T 104 RESIDENTIAL VACANT LAND 100% Alberta School Foundation Fund	I Individual Taxable Total: 116,000
9456299	0811158 99 W -8-25-26-4 6,754 Sq. Feet 283 MUIRFIELD CRES R LAND T 104 RESIDENTIAL VACANT LAND 100% Alberta School Foundation Fund	I Individual Taxable Total: 116,000
9456300	0811158 100 W -8-25-26-4 6,752 Sq. Feet 287 MUIRFIELD CRES R LAND T 104 RESIDENTIAL VACANT LAND	I Individual Taxable Total: 116,000



2019 Assessment Roll (Valuation Date 1-July, 2019) 2020 Taxation Year, Wheatland County

Assessment Year: 2019
Tax Year: 2020

Roll	Legal Address					Total
9456301	100% Alberta School Foundation Fund					
	0811158 101	W -8-25-26-4	6,750 Sq. Feet			
	291 MUIRFIELD CRES					
	R	LAND		T 104	RESIDENTIAL VACANT LAND	I Individual
				100%	Alberta School Foundation Fund	Taxable Total: 116,000
9456302	100% Alberta School Foundation Fund					
	0811158 102	W -8-25-26-4	6,748 Sq. Feet			
	295 MUIRFIELD CRES					
	R	LAND		T 104	RESIDENTIAL VACANT LAND	I Individual
				100%	Alberta School Foundation Fund	Taxable Total: 116,000
9456303	100% Alberta School Foundation Fund					
	0811158 103	W -8-25-26-4	6,747 Sq. Feet			
	299 MUIRFIELD CRES					
	R	LAND		T 104	RESIDENTIAL VACANT LAND	I Individual
				100%	Alberta School Foundation Fund	Taxable Total: 116,000
9456304	100% Alberta School Foundation Fund					
	0811158 104	W -8-25-26-4	6,745 Sq. Feet			
	303 MUIRFIELD CRES					
	R	LAND		T 104	RESIDENTIAL VACANT LAND	I Individual
				100%	Alberta School Foundation Fund	Taxable Total: 115,900
9456305	100% Alberta School Foundation Fund					
	0811158 105	W -8-25-26-4	6,743 Sq. Feet			
	307 MUIRFIELD CRES					
	R	LAND		T 104	RESIDENTIAL VACANT LAND	I Individual
				100%	Alberta School Foundation Fund	Taxable Total: 115,900
9456306	100% Alberta School Foundation Fund					
	0811158 106	W -8-25-26-4	6,741 Sq. Feet			
	311 MUIRFIELD CRES					
	R	LAND		T 104	RESIDENTIAL VACANT LAND	I Individual
				100%	Alberta School Foundation Fund	Taxable Total: 115,900
9456307	100% Alberta School Foundation Fund					
	0811158 107	W -8-25-26-4	6,740 Sq. Feet			
	315 MUIRFIELD CRES					
	R	LAND		T 104	RESIDENTIAL VACANT LAND	I Individual
				100%	Alberta School Foundation Fund	Taxable Total: 115,900
9456308	100% Alberta School Foundation Fund					
	0811158 108	W -8-25-26-4	6,735 Sq. Feet			
	319 MUIRFIELD CRES					
	R	LAND		T 104	RESIDENTIAL VACANT LAND	I Individual
				100%	Alberta School Foundation Fund	Taxable Total: 115,900
9456309	100% Alberta School Foundation Fund					
	0811158 109	W -8-25-26-4	6,743 Sq. Feet			
	323 MUIRFIELD CRES					
						I Individual



2019 Assessment Roll (Valuation Date 1-July, 2019) 2020 Taxation Year, Wheatland County

Assessment Year: 2019
Tax Year: 2020

Roll	Legal Address					Total
	R LAND	T 104	RESIDENTIAL VACANT LAND	Taxable Total:		115,900
			100% Alberta School Foundation Fund			
9456310	0811158 110 W -8-25-26-4 6,376 Sq. Feet 327 MUIRFIELD CRES			I Individual		
	R LAND	T 104	RESIDENTIAL VACANT LAND	Taxable Total:		113,100
			100% Alberta School Foundation Fund			
9456311	0811158 111 W -8-25-26-4 6,382 Sq. Feet 331 MUIRFIELD CRES			I Individual		
	R LAND	T 104	RESIDENTIAL VACANT LAND	Taxable Total:		113,200
			100% Alberta School Foundation Fund			
9456312	0811158 112 W -8-25-26-4 6,381 Sq. Feet 335 MUIRFIELD CRES			I Individual		
	R LAND	T 104	RESIDENTIAL VACANT LAND	Taxable Total:		113,100
			100% Alberta School Foundation Fund			
9456313	0811158 113 W -8-25-26-4 6,380 Sq. Feet 339 MUIRFIELD CRES			I Individual		
	R LAND	T 104	RESIDENTIAL VACANT LAND	Taxable Total:		113,100
			100% Alberta School Foundation Fund			
9456314	0811158 114 W -8-25-26-4 6,379 Sq. Feet 343 MUIRFIELD CRES			I Individual		
	R LAND	T 104	RESIDENTIAL VACANT LAND	Taxable Total:		113,100
			100% Alberta School Foundation Fund			
9456315	0811158 115 W -8-25-26-4 6,378 Sq. Feet 347 MUIRFIELD CRES			I Individual		
	R LAND	T 104	RESIDENTIAL VACANT LAND	Taxable Total:		113,100
			100% Alberta School Foundation Fund			
9456316	0811158 116 W -8-25-26-4 6,377 Sq. Feet 351 MUIRFIELD CRES			I Individual		
	R LAND	T 104	RESIDENTIAL VACANT LAND	Taxable Total:		113,100
			100% Alberta School Foundation Fund			
9456317	0811158 117 W -8-25-26-4 6,375 Sq. Feet 355 MUIRFIELD CRES			I Individual		
	R LAND	T 104	RESIDENTIAL VACANT LAND	Taxable Total:		113,100
			100% Alberta School Foundation Fund			



2019 Assessment Roll (Valuation Date 1-July, 2019) 2020 Taxation Year, Wheatland County

Assessment Year: 2019
Tax Year: 2020

Roll	Legal Address	Total
9456318	0811158 118 W -8-25-26-4 6,374 Sq. Feet 359 MUIRFIELD CRES R LAND T 104 RESIDENTIAL VACANT LAND 100% Alberta School Foundation Fund	I Individual Taxable Total: 113,100
9456319	0811158 119 W -8-25-26-4 6,373 Sq. Feet 363 MUIRFIELD CRES R LAND T 104 RESIDENTIAL VACANT LAND 100% Alberta School Foundation Fund	I Individual Taxable Total: 113,000
9456320	0811158 120 W -8-25-26-4 6,372 Sq. Feet 367 MUIRFIELD CRES R LAND T 104 RESIDENTIAL VACANT LAND 100% Alberta School Foundation Fund	I Individual Taxable Total: 113,000
9456321	0811158 121 W -8-25-26-4 6,381 Sq. Feet 371 MUIRFIELD CRES R LAND T 104 RESIDENTIAL VACANT LAND 100% Alberta School Foundation Fund	I Individual Taxable Total: 113,100
9456322	0811158 122 W -8-25-26-4 6,383 Sq. Feet 375 MUIRFIELD CRES R LAND T 104 RESIDENTIAL VACANT LAND 100% Alberta School Foundation Fund	I Individual Taxable Total: 113,200
9456323	0811158 123 W -8-25-26-4 6,383 Sq. Feet 379 MUIRFIELD CRES R LAND T 104 RESIDENTIAL VACANT LAND 100% Alberta School Foundation Fund	I Individual Taxable Total: 113,200
9456324	0811158 124 W -8-25-26-4 6,383 Sq. Feet 383 MUIRFIELD CRES R LAND T 104 RESIDENTIAL VACANT LAND 100% Alberta School Foundation Fund	I Individual Taxable Total: 113,200
9456325	0811158 125 W -8-25-26-4 6,383 Sq. Feet 387 MUIRFIELD CRES R LAND T 104 RESIDENTIAL VACANT LAND 100% Alberta School Foundation Fund	I Individual Taxable Total: 113,200
9456326	0811158 126 W -8-25-26-4 6,230 Sq. Feet 391 MUIRFIELD CRES R LAND T 104 RESIDENTIAL VACANT LAND	I Individual Taxable Total: 111,400



2019 Assessment Roll (Valuation Date 1-July, 2019) 2020 Taxation Year, Wheatland County

Assessment Year: 2019
Tax Year: 2020

Roll	Legal Address					Total
	100% Alberta School Foundation Fund					
9456327	0811158 127	W -8-25-26-4	8,512 Sq. Feet			
	524 MUIRFIELD BLVD				I Individual	
	R	LAND		T 104	RESIDENTIAL VACANT LAND	Taxable Total: 6,300
	100% Alberta School Foundation Fund					
9456328	0811158 128	W -8-25-26-4	7,426 Sq. Feet			
	520 MUIRFIELD BLVD				I Individual	
	R	LAND		T 104	RESIDENTIAL VACANT LAND	Taxable Total: 6,000
	100% Alberta School Foundation Fund					
9456329	0811158 129	W -8-25-26-4	7,764 Sq. Feet			
	512 MUIRFIELD BLVD				I Individual	
	R	LAND		T 104	RESIDENTIAL VACANT LAND	Taxable Total: 6,100
	100% Alberta School Foundation Fund					
9456330	0811158 130	W -8-25-26-4	7,965 Sq. Feet			
	504 MUIRFIELD BLVD				I Individual	
	R	LAND		T 104	RESIDENTIAL VACANT LAND	Taxable Total: 6,100
	100% Alberta School Foundation Fund					
9456331	0811158 131	W -8-25-26-4	8,038 Sq. Feet			
	500 MUIRFIELD BLVD				I Individual	
	R	LAND		T 104	RESIDENTIAL VACANT LAND	Taxable Total: 6,100
	100% Alberta School Foundation Fund					
9456332	0811158 132	W -8-25-26-4	7,987 Sq. Feet			
	496 MUIRFIELD BLVD				I Individual	
	R	LAND		T 104	RESIDENTIAL VACANT LAND	Taxable Total: 6,100
	100% Alberta School Foundation Fund					
9456333	0811158 133	W -8-25-26-4	7,808 Sq. Feet			
	492 MUIRFIELD BLVD				I Individual	
	R	LAND		T 104	RESIDENTIAL VACANT LAND	Taxable Total: 6,100
	100% Alberta School Foundation Fund					
9456334	0811158 134	W -8-25-26-4	7,494 Sq. Feet			
	488 MUIRFIELD BLVD				I Individual	
	R	LAND		T 104	RESIDENTIAL VACANT LAND	Taxable Total: 6,000
	100% Alberta School Foundation Fund					
9456335	0811158 135	W -8-25-26-4	6,879 Sq. Feet			
	484 MUIRFIELD BLVD				I Individual	



2019 Assessment Roll (Valuation Date 1-July, 2019) 2020 Taxation Year, Wheatland County

Assessment Year: 2019
Tax Year: 2020

Roll	Legal Address					Total
	R LAND	T 104	RESIDENTIAL VACANT LAND	Taxable Total:		5,800
			100% Alberta School Foundation Fund			
9456336	0811158 136 W -8-25-26-4 7,003 Sq. Feet 480 MUIRFIELD BLVD			I Individual		
	R LAND	T 104	RESIDENTIAL VACANT LAND	Taxable Total:		5,900
			100% Alberta School Foundation Fund			
9456337	0811158 137 W -8-25-26-4 7,003 Sq. Feet 476 MUIRFIELD BLVD			I Individual		
	R LAND	T 104	RESIDENTIAL VACANT LAND	Taxable Total:		5,900
			100% Alberta School Foundation Fund			
9456338	0811158 138 W -8-25-26-4 7,002 Sq. Feet 472 MUIRFIELD BLVD			I Individual		
	R LAND	T 104	RESIDENTIAL VACANT LAND	Taxable Total:		5,900
			100% Alberta School Foundation Fund			
9456339	0811158 139 W -8-25-26-4 7,002 Sq. Feet 468 MUIRFIELD BLVD			I Individual		
	R LAND	T 104	RESIDENTIAL VACANT LAND	Taxable Total:		5,900
			100% Alberta School Foundation Fund			
9456340	0811158 140 W -8-25-26-4 7,001 Sq. Feet 464 MUIRFIELD BLVD			I Individual		
	R LAND	T 104	RESIDENTIAL VACANT LAND	Taxable Total:		5,900
			100% Alberta School Foundation Fund			
9456341	0811158 141 W -8-25-26-4 7,001 Sq. Feet 460 MUIRFIELD BLVD			I Individual		
	R LAND	T 104	RESIDENTIAL VACANT LAND	Taxable Total:		5,900
			100% Alberta School Foundation Fund			
9456342	0811158 142 W -8-25-26-4 6,532 Sq. Feet 456 MUIRFIELD BLVD			I Individual		
	R LAND	T 104	RESIDENTIAL VACANT LAND	Taxable Total:		5,700
			100% Alberta School Foundation Fund			
9456343	0811158 143 W -8-25-26-4 6,530 Sq. Feet 452 MUIRFIELD BLVD			I Individual		
	R LAND	T 104	RESIDENTIAL VACANT LAND	Taxable Total:		5,700
			100% Alberta School Foundation Fund			



2019 Assessment Roll (Valuation Date 1-July, 2019) 2020 Taxation Year, Wheatland County

Assessment Year: 2019
Tax Year: 2020

Roll	Legal Address	Total
9456344	0811158 144 W -8-25-26-4 6,618 Sq. Feet 448 MUIRFIELD BLVD R LAND T 104 RESIDENTIAL VACANT LAND 100% Alberta School Foundation Fund	I Individual Taxable Total: 5,800
9456345	0811158 145 W -8-25-26-4 7,221 Sq. Feet 444 MUIRFIELD BLVD R LAND T 104 RESIDENTIAL VACANT LAND 100% Alberta School Foundation Fund	I Individual Taxable Total: 5,900
9456346	0811158 146 W -8-25-26-4 7,381 Sq. Feet 432 MUIRFIELD BLVD R LAND T 104 RESIDENTIAL VACANT LAND 100% Alberta School Foundation Fund	I Individual Taxable Total: 6,000
9456347	0811158 147 W -8-25-26-4 7,559 Sq. Feet 428 MUIRFIELD BLVD R LAND T 104 RESIDENTIAL VACANT LAND 100% Alberta School Foundation Fund	I Individual Taxable Total: 6,000
9456348	0811158 148 W -8-25-26-4 7,829 Sq. Feet 424 MUIRFIELD BLVD R LAND T 104 RESIDENTIAL VACANT LAND 100% Alberta School Foundation Fund	I Individual Taxable Total: 6,100
9456349	0811158 149 W -8-25-26-4 8,190 Sq. Feet 420 MUIRFIELD BLVD R LAND T 104 RESIDENTIAL VACANT LAND 100% Alberta School Foundation Fund	I Individual Taxable Total: 6,200
9456350	0811158 150 W -8-25-26-4 8,551 Sq. Feet 416 MUIRFIELD BLVD R LAND T 104 RESIDENTIAL VACANT LAND 100% Alberta School Foundation Fund	I Individual Taxable Total: 6,300
9456351	0811158 151 W -8-25-26-4 8,776 Sq. Feet 412 MUIRFIELD BLVD R LAND T 104 RESIDENTIAL VACANT LAND 100% Alberta School Foundation Fund	I Individual Taxable Total: 6,300
9456352	0811158 152 W -8-25-26-4 8,855 Sq. Feet 408 MUIRFIELD BLVD R LAND T 104 RESIDENTIAL VACANT LAND	I Individual Taxable Total: 6,400



2019 Assessment Roll (Valuation Date 1-July, 2019) 2020 Taxation Year, Wheatland County

Assessment Year: 2019
Tax Year: 2020

Roll	Legal Address					Total
	100% Alberta School Foundation Fund					
9456353	0811158 153	W -8-25-26-4	8,787 Sq. Feet		I Individual	
	404 MUIRFIELD BLVD					
	R	LAND		T 104	RESIDENTIAL VACANT LAND	Taxable Total: 6,300
	100% Alberta School Foundation Fund					
9456354	0811158 154	W -8-25-26-4	8,573 Sq. Feet		I Individual	
	400 MUIRFIELD BLVD					
	R	LAND		T 104	RESIDENTIAL VACANT LAND	Taxable Total: 6,300
	100% Alberta School Foundation Fund					
9456355	0811158 155	W -8-25-26-4	8,215 Sq. Feet		I Individual	
	396 MUIRFIELD BLVD					
	R	LAND		T 104	RESIDENTIAL VACANT LAND	Taxable Total: 6,200
	100% Alberta School Foundation Fund					
9456356	0811158 156	W -8-25-26-4	9,167 Sq. Feet		I Individual	
	392 MUIRFIELD BLVD					
	R	LAND		T 104	RESIDENTIAL VACANT LAND	Taxable Total: 6,400
	100% Alberta School Foundation Fund					
9456357	0811158 157	W -8-25-26-4	9,123 Sq. Feet		I Individual	
	388 MUIRFIELD BLVD					
	R	LAND		T 104	RESIDENTIAL VACANT LAND	Taxable Total: 6,400
	100% Alberta School Foundation Fund					
9456358	0811158 158	W -8-25-26-4	10,194 Sq. Feet		I Individual	
	384 MUIRFIELD BLVD					
	R	LAND		T 104	RESIDENTIAL VACANT LAND	Taxable Total: 6,700
	100% Alberta School Foundation Fund					
9456359	0811158 159	W -8-25-26-4	12,635 Sq. Feet		I Individual	
	380 MUIRFIELD BLVD					
	R	LAND		T 104	RESIDENTIAL VACANT LAND	Taxable Total: 7,300
	100% Alberta School Foundation Fund					
9456360	0811158 160	W -8-25-26-4	13,564 Sq. Feet		I Individual	
	324 MUIRFIELD BLVD					
	R	LAND		T 104	RESIDENTIAL VACANT LAND	Taxable Total: 7,500
	100% Alberta School Foundation Fund					
9456361	0811158 161	W -8-25-26-4	10,887 Sq. Feet		I Individual	
	320 MUIRFIELD BLVD					



2019 Assessment Roll (Valuation Date 1-July, 2019) 2020 Taxation Year, Wheatland County

Assessment Year: 2019
Tax Year: 2020

Roll	Legal Address					Total
	R LAND	T 104	RESIDENTIAL VACANT LAND	Taxable Total:		6,900
			100% Alberta School Foundation Fund			
9456362	0811158 162 W -8-25-26-4 9,103 Sq. Feet 316 MUIRFIELD BLVD			I Individual		
	R LAND	T 104	RESIDENTIAL VACANT LAND	Taxable Total:		6,400
			100% Alberta School Foundation Fund			
9456363	0811158 163 W -8-25-26-4 7,582 Sq. Feet 312 MUIRFIELD BLVD			I Individual		
	R LAND	T 104	RESIDENTIAL VACANT LAND	Taxable Total:		6,000
			100% Alberta School Foundation Fund			
9456364	0811158 164 W -8-25-26-4 7,685 Sq. Feet 308 MUIRFIELD BLVD			I Individual		
	R LAND	T 104	RESIDENTIAL VACANT LAND	Taxable Total:		6,000
			100% Alberta School Foundation Fund			
9456365	0811158 165 W -8-25-26-4 7,758 Sq. Feet 304 MUIRFIELD BLVD			I Individual		
	R LAND	T 104	RESIDENTIAL VACANT LAND	Taxable Total:		6,100
			100% Alberta School Foundation Fund			
9456366	0811158 166 W -8-25-26-4 7,733 Sq. Feet 300 MUIRFIELD BLVD			I Individual		
	R LAND	T 104	RESIDENTIAL VACANT LAND	Taxable Total:		6,100
			100% Alberta School Foundation Fund			
9456367	0811158 167 W -8-25-26-4 7,612 Sq. Feet 296 MUIRFIELD BLVD			I Individual		
	R LAND	T 104	RESIDENTIAL VACANT LAND	Taxable Total:		6,000
			100% Alberta School Foundation Fund			
9456368	0811158 168 W -8-25-26-4 7,466 Sq. Feet 292 MUIRFIELD BLVD			I Individual		
	R LAND	T 104	RESIDENTIAL VACANT LAND	Taxable Total:		6,000
			100% Alberta School Foundation Fund			
9456369	0811158 169 W -8-25-26-4 7,380 Sq. Feet 288 MUIRFIELD BLVD			I Individual		
	R LAND	T 104	RESIDENTIAL VACANT LAND	Taxable Total:		6,000
			100% Alberta School Foundation Fund			



2019 Assessment Roll (Valuation Date 1-July, 2019) 2020 Taxation Year, Wheatland County

Assessment Year: 2019
Tax Year: 2020

Roll	Legal Address	Total
9456370	0811158 170 W -8-25-26-4 7,355 Sq. Feet 284 MUIRFIELD BLVD R LAND T 104 RESIDENTIAL VACANT LAND 100% Alberta School Foundation Fund	I Individual Taxable Total: 6,000
9456371	0811158 171 W -8-25-26-4 7,350 Sq. Feet 280 MUIRFIELD BLVD R LAND T 104 RESIDENTIAL VACANT LAND 100% Alberta School Foundation Fund	I Individual Taxable Total: 6,000
9456372	0811158 172 W -8-25-26-4 7,349 Sq. Feet 276 MUIRFIELD BLVD R LAND T 104 RESIDENTIAL VACANT LAND 100% Alberta School Foundation Fund	I Individual Taxable Total: 6,000
9456373	0811158 173 W -8-25-26-4 7,349 Sq. Feet 272 MUIRFIELD BLVD R LAND T 104 RESIDENTIAL VACANT LAND 100% Alberta School Foundation Fund	I Individual Taxable Total: 6,000
9456374	0811158 174 W -8-25-26-4 7,348 Sq. Feet 268 MUIRFIELD BLVD R LAND T 104 RESIDENTIAL VACANT LAND 100% Alberta School Foundation Fund	I Individual Taxable Total: 6,000
9456375	0811158 175 W -8-25-26-4 7,348 Sq. Feet 256 MUIRFIELD BLVD R LAND T 104 RESIDENTIAL VACANT LAND 100% Alberta School Foundation Fund	I Individual Taxable Total: 6,000
9456376	0811158 176 W -8-25-26-4 7,347 Sq. Feet 252 MUIRFIELD BLVD R LAND T 104 RESIDENTIAL VACANT LAND 100% Alberta School Foundation Fund	I Individual Taxable Total: 6,000
9456377	0811158 177 W -8-25-26-4 8,307 Sq. Feet 248 MUIRFIELD BLVD R LAND T 104 RESIDENTIAL VACANT LAND 100% Alberta School Foundation Fund	I Individual Taxable Total: 6,200
9456378	0811158 178 W -8-25-26-4 9,912 Sq. Feet 232 MUIRFIELD BLVD R LAND T 104 RESIDENTIAL VACANT LAND	I Individual Taxable Total: 6,600



2019 Assessment Roll (Valuation Date 1-July, 2019) 2020 Taxation Year, Wheatland County

Assessment Year: 2019
Tax Year: 2020

Roll	Legal Address					Total
	100% Alberta School Foundation Fund					
9456379	0811158 179	W -8-25-26-4	6,583 Sq. Feet			
	228 MUIRFIELD BLVD				I Individual	
	R	LAND		T 104	RESIDENTIAL VACANT LAND	Taxable Total: 5,800
				100%	Alberta School Foundation Fund	
9456380	0811158 180	W -8-25-26-4	11,302 Sq. Feet			
	523 MUIRFIELD BLVD				I Individual	
	R	LAND		T 104	RESIDENTIAL VACANT LAND	Taxable Total: 7,000
				100%	Alberta School Foundation Fund	
9456381	0811158 181	W -8-25-26-4	6,996 Sq. Feet			
	519 MUIRFIELD BLVD				I Individual	
	R	LAND		T 104	RESIDENTIAL VACANT LAND	Taxable Total: 5,900
				100%	Alberta School Foundation Fund	
9456382	0811158 182	W -8-25-26-4	6,996 Sq. Feet			
	515 MUIRFIELD BLVD				I Individual	
	R	LAND		T 104	RESIDENTIAL VACANT LAND	Taxable Total: 5,900
				100%	Alberta School Foundation Fund	
9456383	0811158 183	W -8-25-26-4	6,996 Sq. Feet			
	511 MUIRFIELD BLVD				I Individual	
	R	LAND		T 104	RESIDENTIAL VACANT LAND	Taxable Total: 5,900
				100%	Alberta School Foundation Fund	
9456384	0811158 184	W -8-25-26-4	6,996 Sq. Feet			
	507 MUIRFIELD BLVD				I Individual	
	R	LAND		T 104	RESIDENTIAL VACANT LAND	Taxable Total: 5,900
				100%	Alberta School Foundation Fund	
9456385	0811158 185	W -8-25-26-4	6,996 Sq. Feet			
	503 MUIRFIELD BLVD				I Individual	
	R	LAND		T 104	RESIDENTIAL VACANT LAND	Taxable Total: 5,900
				100%	Alberta School Foundation Fund	
9456386	0811158 186	W -8-25-26-4	6,996 Sq. Feet			
	499 MUIRFIELD BLVD				I Individual	
	R	LAND		T 104	RESIDENTIAL VACANT LAND	Taxable Total: 5,900
				100%	Alberta School Foundation Fund	
9456387	0811158 187	W -8-25-26-4	6,996 Sq. Feet			
	495 MUIRFIELD BLVD				I Individual	



2019 Assessment Roll (Valuation Date 1-July, 2019) 2020 Taxation Year, Wheatland County

Assessment Year: 2019
Tax Year: 2020

Roll	Legal Address					Total
	R LAND	T 104	RESIDENTIAL VACANT LAND	Taxable Total:		5,900
			100% Alberta School Foundation Fund			
9456388	0811158 188 W -8-25-26-4 6,996 Sq. Feet 491 MUIRFIELD BLVD			I Individual		
	R LAND	T 104	RESIDENTIAL VACANT LAND	Taxable Total:		5,900
			100% Alberta School Foundation Fund			
9456389	0811158 189 W -8-25-26-4 6,996 Sq. Feet 487 MUIRFIELD BLVD			I Individual		
	R LAND	T 104	RESIDENTIAL VACANT LAND	Taxable Total:		5,900
			100% Alberta School Foundation Fund			
9456390	0811158 190 W -8-25-26-4 6,685 Sq. Feet 483 MUIRFIELD BLVD			I Individual		
	R LAND	T 104	RESIDENTIAL VACANT LAND	Taxable Total:		5,800
			100% Alberta School Foundation Fund			
9456391	0811158 191 W -8-25-26-4 6,562 Sq. Feet 479 MUIRFIELD BLVD			I Individual		
	R LAND	T 104	RESIDENTIAL VACANT LAND	Taxable Total:		5,700
			100% Alberta School Foundation Fund			
9456392	0811158 192 W -8-25-26-4 6,562 Sq. Feet 475 MUIRFIELD BLVD			I Individual		
	R LAND	T 104	RESIDENTIAL VACANT LAND	Taxable Total:		5,700
			100% Alberta School Foundation Fund			
9456393	0811158 193 W -8-25-26-4 6,562 Sq. Feet 471 MUIRFIELD BLVD			I Individual		
	R LAND	T 104	RESIDENTIAL VACANT LAND	Taxable Total:		5,700
			100% Alberta School Foundation Fund			
9456394	0811158 194 W -8-25-26-4 6,562 Sq. Feet 467 MUIRFIELD BLVD			I Individual		
	R LAND	T 104	RESIDENTIAL VACANT LAND	Taxable Total:		5,700
			100% Alberta School Foundation Fund			
9456395	0811158 195 W -8-25-26-4 9,961 Sq. Feet 463 MUIRFIELD BLVD			I Individual		
	R LAND	T 104	RESIDENTIAL VACANT LAND	Taxable Total:		6,600
			100% Alberta School Foundation Fund			



2019 Assessment Roll (Valuation Date 1-July, 2019) 2020 Taxation Year, Wheatland County

Assessment Year: 2019
Tax Year: 2020

Roll	Legal Address	Total
9456396	0811158 196 W -8-25-26-4 7,872 Sq. Feet 23 ST. ANDREWS WAY R LAND T 104 RESIDENTIAL VACANT LAND 100% Alberta School Foundation Fund	I Individual Taxable Total: 6,100
9456397	0811158 197 W -8-25-26-4 6,567 Sq. Feet 19 ST. ANDREWS WAY R LAND T 104 RESIDENTIAL VACANT LAND 100% Alberta School Foundation Fund	I Individual Taxable Total: 5,800
9456398	0811158 198 W -8-25-26-4 6,567 Sq. Feet 15 ST. ANDREWS WAY R LAND T 104 RESIDENTIAL VACANT LAND 100% Alberta School Foundation Fund	I Individual Taxable Total: 5,800
9456399	0811158 199 W -8-25-26-4 6,567 Sq. Feet 11 ST. ANDREWS WAY R LAND T 104 RESIDENTIAL VACANT LAND 100% Alberta School Foundation Fund	I Individual Taxable Total: 5,800
9456400	0811158 200 W -8-25-26-4 6,567 Sq. Feet 7 ST. ANDREWS WAY R LAND T 104 RESIDENTIAL VACANT LAND 100% Alberta School Foundation Fund	I Individual Taxable Total: 5,800
9456401	0811158 201 W -8-25-26-4 7,749 Sq. Feet 3 ST. ANDREWS WAY R LAND T 104 RESIDENTIAL VACANT LAND 100% Alberta School Foundation Fund	I Individual Taxable Total: 6,100
9456402	0811158 202 W -8-25-26-4 7,402 Sq. Feet 4 ST. ANDREWS WAY R LAND T 104 RESIDENTIAL VACANT LAND 100% Alberta School Foundation Fund	I Individual Taxable Total: 6,000
9456403	0811158 203 W -8-25-26-4 6,564 Sq. Feet 12 ST. ANDREWS WAY R LAND T 104 RESIDENTIAL VACANT LAND 100% Alberta School Foundation Fund	I Individual Taxable Total: 5,700
9456404	0811158 204 W -8-25-26-4 6,564 Sq. Feet 16 ST. ANDREWS WAY R LAND T 104 RESIDENTIAL VACANT LAND	I Individual Taxable Total: 5,700



2019 Assessment Roll (Valuation Date 1-July, 2019) 2020 Taxation Year, Wheatland County

Assessment Year: 2019
Tax Year: 2020

Roll	Legal Address						Total
9456405	0811158 205 20 ST. ANDREWS WAY	W -8-25-26-4	6,564 Sq. Feet	100% Alberta School Foundation Fund			
					I Individual		
				R LAND	T 104 RESIDENTIAL VACANT LAND	Taxable Total:	5,700
100% Alberta School Foundation Fund							
9456406	0811158 206 24 ST. ANDREWS WAY	W -8-25-26-4	6,564 Sq. Feet				
					I Individual		
				R LAND	T 104 RESIDENTIAL VACANT LAND	Taxable Total:	5,700
100% Alberta School Foundation Fund							
9456407	0811158 207 28 ST. ANDREWS WAY	W -8-25-26-4	6,564 Sq. Feet				
					I Individual		
				R LAND	T 104 RESIDENTIAL VACANT LAND	Taxable Total:	5,700
100% Alberta School Foundation Fund							
9456408	0811158 208 32 ST. ANDREWS WAY	W -8-25-26-4	6,564 Sq. Feet				
					I Individual		
				R LAND	T 104 RESIDENTIAL VACANT LAND	Taxable Total:	5,700
100% Alberta School Foundation Fund							
9456409	0811158 209 36 ST. ANDREWS WAY	W -8-25-26-4	6,578 Sq. Feet				
					I Individual		
				R LAND	T 104 RESIDENTIAL VACANT LAND	Taxable Total:	5,800
100% Alberta School Foundation Fund							
9456410	0811158 210 40 ST. ANDREWS WAY	W -8-25-26-4	6,593 Sq. Feet				
					I Individual		
				R LAND	T 104 RESIDENTIAL VACANT LAND	Taxable Total:	5,800
100% Alberta School Foundation Fund							
9456411	0811158 211 44 ST. ANDREWS WAY	W -8-25-26-4	6,613 Sq. Feet				
					I Individual		
				R LAND	T 104 RESIDENTIAL VACANT LAND	Taxable Total:	5,800
100% Alberta School Foundation Fund							
9456412	0811158 212 48 ST. ANDREWS WAY	W -8-25-26-4	6,628 Sq. Feet				
					I Individual		
				R LAND	T 104 RESIDENTIAL VACANT LAND	Taxable Total:	5,800
100% Alberta School Foundation Fund							
9456413	0811158 213 52 ST. ANDREWS WAY	W -8-25-26-4	8,618 Sq. Feet				
					I Individual		



2019 Assessment Roll (Valuation Date 1-July, 2019) 2020 Taxation Year, Wheatland County

Assessment Year: 2019
Tax Year: 2020

Roll	Legal Address					Total
	R LAND	T 104	RESIDENTIAL VACANT LAND	Taxable Total:		6,300
			100% Alberta School Foundation Fund			
9456414	0811158 214 W -8-25-26-4 9,963 Sq. Feet 435 MUIRFIELD BLVD			I Individual		
	R LAND	T 104	RESIDENTIAL VACANT LAND	Taxable Total:		6,600
			100% Alberta School Foundation Fund			
9456415	0811158 215 W -8-25-26-4 7,666 Sq. Feet 431 MUIRFIELD BLVD			I Individual		
	R LAND	T 104	RESIDENTIAL VACANT LAND	Taxable Total:		6,000
			100% Alberta School Foundation Fund			
9456416	0811158 216 W -8-25-26-4 7,666 Sq. Feet 427 MUIRFIELD BLVD			I Individual		
	R LAND	T 104	RESIDENTIAL VACANT LAND	Taxable Total:		6,000
			100% Alberta School Foundation Fund			
9456417	0811158 217 W -8-25-26-4 7,666 Sq. Feet 423 MUIRFIELD BLVD			I Individual		
	R LAND	T 104	RESIDENTIAL VACANT LAND	Taxable Total:		6,000
			100% Alberta School Foundation Fund			
9456418	0811158 218 W -8-25-26-4 7,666 Sq. Feet 419 MUIRFIELD BLVD			I Individual		
	R LAND	T 104	RESIDENTIAL VACANT LAND	Taxable Total:		6,000
			100% Alberta School Foundation Fund			
9456419	0811158 219 W -8-25-26-4 7,666 Sq. Feet 415 MUIRFIELD BLVD			I Individual		
	R LAND	T 104	RESIDENTIAL VACANT LAND	Taxable Total:		6,000
			100% Alberta School Foundation Fund			
9456420	0811158 220 W -8-25-26-4 7,666 Sq. Feet 411 MUIRFIELD BLVD			I Individual		
	R LAND	T 104	RESIDENTIAL VACANT LAND	Taxable Total:		6,000
			100% Alberta School Foundation Fund			
9456421	0811158 221 W -8-25-26-4 8,275 Sq. Feet 407 MUIRFIELD BLVD			I Individual		
	R LAND	T 104	RESIDENTIAL VACANT LAND	Taxable Total:		6,200
			100% Alberta School Foundation Fund			



2019 Assessment Roll (Valuation Date 1-July, 2019) 2020 Taxation Year, Wheatland County

Assessment Year: 2019
Tax Year: 2020

Roll	Legal Address	Total
9456422	0811158 222 W -8-25-26-4 8,358 Sq. Feet 403 MUIRFIELD BLVD R LAND T 104 RESIDENTIAL VACANT LAND 100% Alberta School Foundation Fund	I Individual Taxable Total: 6,200
9456423	0811158 223 W -8-25-26-4 8,644 Sq. Feet 385 MUIRFIELD BLVD R LAND T 104 RESIDENTIAL VACANT LAND 100% Alberta School Foundation Fund	I Individual Taxable Total: 6,300
9456424	0811158 224 W -8-25-26-4 7,005 Sq. Feet 309 MUIRFIELD BLVD R LAND T 104 RESIDENTIAL VACANT LAND 100% Alberta School Foundation Fund	I Individual Taxable Total: 5,900
9456425	0811158 225 W -8-25-26-4 8,250 Sq. Feet 305 MUIRFIELD BLVD R LAND T 104 RESIDENTIAL VACANT LAND 100% Alberta School Foundation Fund	I Individual Taxable Total: 6,200
9456426	0811158 226 W -8-25-26-4 7,716 Sq. Feet 301 MUIRFIELD BLVD R LAND T 104 RESIDENTIAL VACANT LAND 100% Alberta School Foundation Fund	I Individual Taxable Total: 6,100
9456427	0811158 227 W -8-25-26-4 7,716 Sq. Feet 297 MUIRFIELD BLVD R LAND T 104 RESIDENTIAL VACANT LAND 100% Alberta School Foundation Fund	I Individual Taxable Total: 6,100
9456428	0811158 228 W -8-25-26-4 7,716 Sq. Feet 293 MUIRFIELD BLVD R LAND T 104 RESIDENTIAL VACANT LAND 100% Alberta School Foundation Fund	I Individual Taxable Total: 6,100
9456429	0811158 229 W -8-25-26-4 7,611 Sq. Feet 289 MUIRFIELD BLVD R LAND T 104 RESIDENTIAL VACANT LAND 100% Alberta School Foundation Fund	I Individual Taxable Total: 6,000
9456430	0811158 230 W -8-25-26-4 7,508 Sq. Feet 285 MUIRFIELD BLVD R LAND T 104 RESIDENTIAL VACANT LAND	I Individual Taxable Total: 6,000



2019 Assessment Roll (Valuation Date 1-July, 2019) 2020 Taxation Year, Wheatland County

Assessment Year: 2019
Tax Year: 2020

Roll	Legal Address						Total
	100% Alberta School Foundation Fund						
9456431	0811158 231	W -8-25-26-4	7,508 Sq. Feet				
	281 MUIRFIELD BLVD						
	R	LAND		T	104	RESIDENTIAL VACANT LAND	I Individual
					100%	Alberta School Foundation Fund	Taxable Total: 6,000
9456432	0811158 232	W -8-25-26-4	7,508 Sq. Feet				
	277 MUIRFIELD BLVD						
	R	LAND		T	104	RESIDENTIAL VACANT LAND	I Individual
					100%	Alberta School Foundation Fund	Taxable Total: 6,000
9456433	0811158 233	W -8-25-26-4	7,508 Sq. Feet				
	273 MUIRFIELD BLVD						
	R	LAND		T	104	RESIDENTIAL VACANT LAND	I Individual
					100%	Alberta School Foundation Fund	Taxable Total: 6,000
9456434	0811158 234	W -8-25-26-4	216,528 Sq. Feet				
	ROAD MUIRFIELD CRESCENT						Roadway Roadway
	NR	LAND		E	169	MISC. PROPERTY EXEMPT	I Individual
					100%	Alberta School Foundation Fund	Exempt Total: 1,650
9456435	0811158 235	W -8-25-26-4	295,270 Sq. Feet				
	MUIRFIELD BOULEVARD						Roadway Roadway
	NR	LAND		E	169	MISC. PROPERTY EXEMPT	I Individual
					100%	Alberta School Foundation Fund	Exempt Total: 2,240
9456450	1012034 236	NW-8-25-26-4	4,345 Sq. Feet				
	3 ST. ANDREWS CLOSE						I Individual
	R	LAND & IMPROVEMENTS		T	103	RESIDENTIAL LAND & IMPROVEMENTS	Taxable Total: 312,500
					100%	Christ The Redeemer Reg. 3	
9456451	1012034 237	NW-8-25-26-4	3,414 Sq. Feet				
	5 ST. ANDREWS CLOSE						I Individual
	R	LAND & IMPROVEMENTS		T	103	RESIDENTIAL LAND & IMPROVEMENTS	Taxable Total: 316,000
					100%	Alberta School Foundation Fund	
9456452	1012034 238	NW-8-25-26-4	3,635 Sq. Feet				
	7 ST. ANDREWS CLOSE						I Individual
	R	LAND & IMPROVEMENTS		T	103	RESIDENTIAL LAND & IMPROVEMENTS	Taxable Total: 349,000
					100%	Alberta School Foundation Fund	
9456453	1012034 239	NW-8-25-26-4	3,782 Sq. Feet				
	9 ST. ANDREWS CLOSE						I Individual



2019 Assessment Roll (Valuation Date 1-July, 2019) 2020 Taxation Year, Wheatland County

Assessment Year: 2019
Tax Year: 2020

Roll	Legal Address						Total
	R	LAND & IMPROVEMENTS		T 103	RESIDENTIAL LAND & IMPROVEMENTS	Taxable Total:	309,300
					100% Alberta School Foundation Fund		
9456454	1012034 240	NW-8-25-26-4	4,146 Sq. Feet			I Individual	
	11 ST. ANDREWS CLOSE						
	R	LAND & IMPROVEMENTS		T 103	RESIDENTIAL LAND & IMPROVEMENTS	Taxable Total:	332,100
					100% Alberta School Foundation Fund		
9456455	1012034 241	NW-8-25-26-4	4,221 Sq. Feet			I Individual	
	13 ST. ANDREWS CLOSE						
	R	LAND & IMPROVEMENTS		T 103	RESIDENTIAL LAND & IMPROVEMENTS	Taxable Total:	327,100
					100% Alberta School Foundation Fund		
9456456	1012034 242	NW-8-25-26-4	4,301 Sq. Feet			I Individual	
	15 ST. ANDREWS CLOSE						
	R	LAND & IMPROVEMENTS		T 103	RESIDENTIAL LAND & IMPROVEMENTS	Taxable Total:	314,000
					100% Alberta School Foundation Fund		
9456457	1012034 243	NW-8-25-26-4	4,311 Sq. Feet			I Individual	
	17 ST. ANDREWS CLOSE						
	R	LAND & IMPROVEMENTS		T 103	RESIDENTIAL LAND & IMPROVEMENTS	Taxable Total:	314,100
					100% Alberta School Foundation Fund		
9456458	1012034 244	NW-8-25-26-4	4,296 Sq. Feet			I Individual	
	19 ST. ANDREWS CLOSE						
	R	LAND		T 104	RESIDENTIAL VACANT LAND	Taxable Total:	61,700
					100% Alberta School Foundation Fund		
9456459	1012034 245	NW-8-25-26-4	4,247 Sq. Feet			I Individual	
	21 ST. ANDREWS CLOSE						
	R	LAND		T 104	RESIDENTIAL VACANT LAND	Taxable Total:	61,200
					100% Alberta School Foundation Fund		
9456460	1012034 246	NW-8-25-26-4	4,026 Sq. Feet			I Individual	
	23 ST. ANDREWS CLOSE						
	R	LAND		T 104	RESIDENTIAL VACANT LAND	Taxable Total:	59,000
					100% Alberta School Foundation Fund		
9456461	1012034 247	NW-8-25-26-4	4,002 Sq. Feet			I Individual	
	25 ST. ANDREWS CLOSE						
	R	LAND		T 104	RESIDENTIAL VACANT LAND	Taxable Total:	58,800
					100% Alberta School Foundation Fund		



2019 Assessment Roll (Valuation Date 1-July, 2019) 2020 Taxation Year, Wheatland County

Assessment Year: 2019
Tax Year: 2020

Roll	Legal Address					Total
9456462	1012034 248	NW-8-25-26-4	3,855 Sq. Feet		I Individual	
	27 ST. ANDREWS CLOSE					
	R	LAND		T 104 RESIDENTIAL VACANT LAND	Taxable Total:	57,300
				100% Alberta School Foundation Fund		
9456463	1012034 249	NW-8-25-26-4	3,855 Sq. Feet		I Individual	
	29 ST. ANDREWS CLOSE					
	R	LAND		T 104 RESIDENTIAL VACANT LAND	Taxable Total:	57,300
				100% Alberta School Foundation Fund		
9456464	1012034 250	NW-8-25-26-4	3,855 Sq. Feet		I Individual	
	31 ST. ANDREWS CLOSE					
	R	LAND		T 104 RESIDENTIAL VACANT LAND	Taxable Total:	57,300
				100% Alberta School Foundation Fund		
9456465	1012034 251	NW-8-25-26-4	3,855 Sq. Feet		I Individual	
	33 ST. ANDREWS CLOSE					
	R	LAND		T 104 RESIDENTIAL VACANT LAND	Taxable Total:	57,300
				100% Alberta School Foundation Fund		
9456466	1012034 252	NW-8-25-26-4	3,855 Sq. Feet		I Individual	
	35 ST. ANDREWS CLOSE					
	R	LAND		T 104 RESIDENTIAL VACANT LAND	Taxable Total:	57,300
				100% Alberta School Foundation Fund		
9456467	1012034 253	NW-8-25-26-4	3,855 Sq. Feet		I Individual	
	37 ST. ANDREWS CLOSE					
	R	LAND		T 104 RESIDENTIAL VACANT LAND	Taxable Total:	57,300
				100% Alberta School Foundation Fund		
9456468	1012034 254	NW-8-25-26-4	3,853 Sq. Feet		I Individual	
	39 ST. ANDREWS CLOSE					
	R	LAND		T 104 RESIDENTIAL VACANT LAND	Taxable Total:	57,300
				100% Alberta School Foundation Fund		
9456469	1012034 255	NW-8-25-26-4	3,768 Sq. Feet		I Individual	
	41 ST. ANDREWS CLOSE					
	R	LAND		T 104 RESIDENTIAL VACANT LAND	Taxable Total:	56,400
				100% Alberta School Foundation Fund		
9456470	1012034 256	NW-8-25-26-4	4,616 Sq. Feet		I Individual	
	43 ST. ANDREWS CLOSE					
	R	LAND		T 104 RESIDENTIAL VACANT LAND	Taxable Total:	64,800



2019 Assessment Roll (Valuation Date 1-July, 2019) 2020 Taxation Year, Wheatland County

Assessment Year: 2019
Tax Year: 2020

Roll	Legal Address						Total
	100% Alberta School Foundation Fund						
9456471	1012034 257	NW-8-25-26-4	5,698 Sq. Feet				
	47 ST. ANDREWS CLOSE				I Individual		
	R	LAND		T 104	RESIDENTIAL VACANT LAND	Taxable Total:	75,600
	100% Alberta School Foundation Fund						
9456472	1012034 258	NW-8-25-26-4	6,783 Sq. Feet				
	49 ST. ANDREWS CLOSE				I Individual		
	R	LAND		T 104	RESIDENTIAL VACANT LAND	Taxable Total:	88,500
	100% Alberta School Foundation Fund						
9456473	1012034 259	NW-8-25-26-4	6,126 Sq. Feet				
	51 ST. ANDREWS CLOSE				I Individual		
	R	LAND		T 104	RESIDENTIAL VACANT LAND	Taxable Total:	79,800
	100% Alberta School Foundation Fund						
9456474	1012034 260	NW-8-25-26-4	3,955 Sq. Feet				
	44 ST. ANDREWS CLOSE				I Individual		
	R	LAND		T 104	RESIDENTIAL VACANT LAND	Taxable Total:	58,300
	100% Alberta School Foundation Fund						
9456475	1012034 261	NW-8-25-26-4	4,032 Sq. Feet				
	42 ST. ANDREWS CLOSE				I Individual		
	R	LAND		T 104	RESIDENTIAL VACANT LAND	Taxable Total:	59,000
	100% Alberta School Foundation Fund						
9456476	1012034 262	NW-8-25-26-4	4,165 Sq. Feet				
	40 ST. ANDREWS CLOSE				I Individual		
	R	LAND		T 104	RESIDENTIAL VACANT LAND	Taxable Total:	60,400
	100% Alberta School Foundation Fund						
9456477	1012034 263	NW-8-25-26-4	4,186 Sq. Feet				
	38 ST. ANDREWS CLOSE				I Individual		
	R	LAND		T 104	RESIDENTIAL VACANT LAND	Taxable Total:	60,600
	100% Alberta School Foundation Fund						
9456478	1012034 264	NW-8-25-26-4	4,186 Sq. Feet				
	36 ST. ANDREWS CLOSE				I Individual		
	R	LAND		T 104	RESIDENTIAL VACANT LAND	Taxable Total:	60,600
	100% Alberta School Foundation Fund						
9456479	1012034 265	NW-8-25-26-4	4,186 Sq. Feet				
	34 ST. ANDREWS CLOSE				I Individual		



2019 Assessment Roll (Valuation Date 1-July, 2019) 2020 Taxation Year, Wheatland County

Assessment Year: 2019
Tax Year: 2020

Roll	Legal Address						Total
	R	LAND			T 104 RESIDENTIAL VACANT LAND 100% Alberta School Foundation Fund	Taxable Total:	60,600
9456480	1012034 266	NW-8-25-26-4	4,186 Sq. Feet	32 ST. ANDREWS CLOSE		I Individual	
	R	LAND			T 104 RESIDENTIAL VACANT LAND 100% Alberta School Foundation Fund	Taxable Total:	60,600
9456481	1012034 267	NW-8-25-26-4	4,186 Sq. Feet	30 ST. ANDREWS CLOSE		I Individual	
	R	LAND			T 104 RESIDENTIAL VACANT LAND 100% Alberta School Foundation Fund	Taxable Total:	60,600
9456482	1012034 268	NW-8-25-26-4	4,243 Sq. Feet	26 ST. ANDREWS CLOSE		I Individual	
	R	LAND			T 104 RESIDENTIAL VACANT LAND 100% Alberta School Foundation Fund	Taxable Total:	61,100
9456483	1012034 269	NW-8-25-26-4	4,302 Sq. Feet	24 ST. ANDREWS CLOSE		I Individual	
	R	LAND			T 104 RESIDENTIAL VACANT LAND 100% Alberta School Foundation Fund	Taxable Total:	61,700
9456484	1012034 270	NW-8-25-26-4	4,299 Sq. Feet	22 ST. ANDREWS CLOSE		I Individual	
	R	LAND			T 104 RESIDENTIAL VACANT LAND 100% Alberta School Foundation Fund	Taxable Total:	61,700
9456485	1012034 271	NW-8-25-26-4	4,271 Sq. Feet	18 ST. ANDREWS CLOSE		I Individual	
	R	LAND			T 104 RESIDENTIAL VACANT LAND 100% Alberta School Foundation Fund	Taxable Total:	61,400
9456486	1012034 272	NW-8-25-26-4	4,303 Sq. Feet	16 ST. ANDREWS CLOSE		I Individual	
	R	LAND & IMPROVEMENTS			T 103 RESIDENTIAL LAND & IMPROVEMENTS 100% Alberta School Foundation Fund	Taxable Total:	379,900
9456487	1012034 273	NW-8-25-26-4	4,328 Sq. Feet	14 ST. ANDREWS CLOSE		I Individual	
	R	LAND & IMPROVEMENTS			T 103 RESIDENTIAL LAND & IMPROVEMENTS 100% Alberta School Foundation Fund	Taxable Total:	385,800



2019 Assessment Roll (Valuation Date 1-July, 2019) 2020 Taxation Year, Wheatland County

Assessment Year: 2019
Tax Year: 2020

Roll	Legal Address					Total
9456488	1012034 274	NW-8-25-26-4	4,367 Sq. Feet			
	10 ST. ANDREWS CLOSE				I Individual	
	R	LAND & IMPROVEMENTS		T 103	RESIDENTIAL LAND & IMPROVEMENTS	Taxable Total: 383,300
					100% Alberta School Foundation Fund	
9456489	1012034 275	NW-8-25-26-4	4,428 Sq. Feet			
	8 ST. ANDREWS CLOSE				I Individual	
	R	LAND & IMPROVEMENTS		T 103	RESIDENTIAL LAND & IMPROVEMENTS	Taxable Total: 383,900
					100% Alberta School Foundation Fund	
9456490	1012034 276	NW-8-25-26-4	5,162 Sq. Feet			
	4 ST. ANDREWS CLOSE				I Individual	
	R	LAND		T 104	RESIDENTIAL VACANT LAND	Taxable Total: 70,300
					100% Alberta School Foundation Fund	
9456491	1012034 277	NW-8-25-26-4	5,729 Sq. Feet			
	2 ST. ANDREWS CLOSE				I Individual	
	R	LAND		T 104	RESIDENTIAL VACANT LAND	Taxable Total: 75,900
					100% Alberta School Foundation Fund	
9457000	SW-8-25-26-4	1.50 Acres				
	251020 TWP RD 251A				CNSA#995790 SAP3037069 Canada Malting Company Elevator C Corporation	
	NR	LAND & IMPROVEMENTS		T 105	NON-RESEIDENTIAL LAND & IMPROVEMENTS	Taxable Total: 702,900
					100% Alberta School Foundation Fund	
9457010	4145EU A	SW-8-25-26-4	0.31 Acres			
					I Individual	
	R	LAND		T 104	RESIDENTIAL VACANT LAND	Taxable Total: 16,000
					100% Alberta School Foundation Fund	
9457020	SW-8-25-26-4	0.31 Acres				
					I Individual	
	R	LAND		T 104	RESIDENTIAL VACANT LAND	Taxable Total: 16,000
					100% Alberta School Foundation Fund	
9462100	RW32 RLY 25	477.69 Acres				
					Abandon Railway East of Lyalta C.N.R. Abandoned Railway Land C Corporation	
	NR	LAND		T 105	NON-RESEIDENTIAL LAND & IMPROVEMENTS	Taxable Total: 2,074,190
					100% Alberta School Foundation Fund	
918627040	4-SW-27-26-18-4	1.00 Acres				
					Tower- CCI wireless C Corporation	
	NR	LAND & IMPROVEMENTS		T 105	NON-RESEIDENTIAL LAND & IMPROVEMENTS	Taxable Total: 212,930
					100% Alberta School Foundation Fund	



2019 Assessment Roll (Valuation Date 1-July, 2019) 2020 Taxation Year, Wheatland County

Assessment Year: 2019
Tax Year: 2020

Roll	Legal Address						Total
			100% Alberta School Foundation Fund				
919503050	5-SW-3-25-19-4	0.75 Acres				Tower Site Telus Tower Site C Corporation	
	NR	LAND & IMPROVEMENTS	T	105	NON-RESEIDENTIAL LAND & IMPROVEMENTS	taxable Total:	72,970
			100% Alberta School Foundation Fund				
919629142	14-NW-29-26-19-4	2.00 Acres				Tower Site Telus Tower Site C Corporation	
	NR	LAND & IMPROVEMENTS	T	105	NON-RESEIDENTIAL LAND & IMPROVEMENTS	taxable Total:	100,790
			100% Alberta School Foundation Fund				
920412041	4-SW-12-24-20-4	1.00 Acres				Tower- CCI wireless C Corporation	
	NR	LAND & IMPROVEMENTS	T	105	NON-RESEIDENTIAL LAND & IMPROVEMENTS	taxable Total:	228,330
			100% Alberta School Foundation Fund				
920604110	11-NW-4-26-20-4	1.00 Acres				Tower- CCI wireless C Corporation	
	NR	LAND & IMPROVEMENTS	T	105	NON-RESEIDENTIAL LAND & IMPROVEMENTS	taxable Total:	228,330
			100% Alberta School Foundation Fund				
921227020	2-SE-27-22-21-4	0.10 Acres				TELUS TOWER SITE C Corporation	
	NR	LAND & IMPROVEMENTS	T	105	NON-RESEIDENTIAL LAND & IMPROVEMENTS	taxable Total:	39,530
			100% Alberta School Foundation Fund				
921227050	5-SW-27-22-21-4	1.00 Acres				Tower- CCI wireless C Corporation	
	NR	LAND & IMPROVEMENTS	T	105	NON-RESEIDENTIAL LAND & IMPROVEMENTS	taxable Total:	233,230
			100% Alberta School Foundation Fund				
922528020	2-SE-28-25-22-4	1.00 Acres				Tower- CCI wireless C Corporation	
	NR	LAND & IMPROVEMENTS	T	105	NON-RESEIDENTIAL LAND & IMPROVEMENTS	taxable Total:	247,230
			100% Alberta School Foundation Fund				
923234140	14-NW-34-22-23-4	1.00 Acres				Tower- CCI wireless C Corporation	
	NR	LAND & IMPROVEMENTS	T	105	NON-RESEIDENTIAL LAND & IMPROVEMENTS	taxable Total:	228,330
			100% Alberta School Foundation Fund				
923327040	4-SW-27-23-23-4	0.20 Acres				Tower Site Rogers Tower Site C Corporation	



2019 Assessment Roll (Valuation Date 1-July, 2019) 2020 Taxation Year, Wheatland County

Assessment Year: 2019
Tax Year: 2020

Roll	Legal Address				Total
	NR	LAND & IMPROVEMENTS	T	105 NON-RESEIDENTIAL LAND & IMPROVEMENTS	82,590
923405060	6-SW-5-24-23-4	1.50 Acres		100% Alberta School Foundation Fund	
				Cavalier Raw Water Pump Station C Corporation	
	NR	LAND & IMPROVEMENTS	T	105 NON-RESEIDENTIAL LAND & IMPROVEMENTS	317,710
923409010	0510637 1 1	1-SE-9-24-23-4 6.47 Acres		100% Alberta School Foundation Fund	
		241008 RGE RD 233		Nitrogen Plant Site Ferus Nitrogen Plant Site C Corporation	
	NR	LAND & IMPROVEMENTS	T	105 NON-RESEIDENTIAL LAND & IMPROVEMENTS	3,125,370
924614080	8-SE-14-26-24-4	3.00 Acres		100% Alberta School Foundation Fund	
				Remote Sump/HydroVac Storage Remote Sump/HydroVac Storage C Corporation	
	NR	LAND	T	105 NON-RESEIDENTIAL LAND & IMPROVEMENTS	74,750
925427092	9-NE-27-24-25-4	8.36 Acres		100% Alberta School Foundation Fund	
				SE of Plant Site former Natural Gas Fueling Station C Corporation	
	NR	LAND	T	105 NON-RESEIDENTIAL LAND & IMPROVEMENTS	353,590
926206160	N -6-22-26-4	467.92 Acres		100% Alberta School Foundation Fund	
		220061 RGE RD 270		AGRIUM PLANT SITE & SE QRT NUTRIEN AGRIUM Carseland Nitrogen Plant C Corporation	
	F	LAND & IMPROVEMENTS	T	1 FARMLAND	44,200
	ME		T	7 MACHINERY & EQUIPMENT	185,317,150
	NR		T	105 NON-RESEIDENTIAL LAND & IMPROVEMENTS	69,575,910
926407060	0911733 A,B	SW-7-24-26-4 5.16 Acres		100% Alberta School Foundation Fund	254,937,260
				Taxable Total: N.E. CORNER LSD 7 Well site C Corporation	
	NR	LAND	T	105 NON-RESEIDENTIAL LAND & IMPROVEMENTS	196,230
926410110	11-NW-10-24-26-4	0.10 Acres		100% Alberta School Foundation Fund	
				Tower- CCI wireless C Corporation	
	NR	LAND & IMPROVEMENTS	T	105 NON-RESEIDENTIAL LAND & IMPROVEMENTS	160,350
				100% Alberta School Foundation Fund	



2019 Assessment Roll (Valuation Date 1-July, 2019)
2020 Taxation Year, Wheatland County

Assessment Year: 2019
Tax Year: 2020

Code	Description	Status	Records	Total
1	FARMLAND	T	8,638	199,817,610
7	MACHINERY & EQUIPMENT	T	16	209,824,660
101	RESIDENTIAL IMPROVEMENT NIL RAP ALLOW	T	47	4,546,900
103	RESIDENTIAL LAND & IMPROVEMENTS	T	3,064	1,176,800,680
104	RESIDENTIAL VACANT LAND	T	610	32,818,800
105	NON-RESEIDENTIAL LAND & IMPROVEMENTS	T	456	443,915,480
Taxable Total:			12,831	2,067,724,130
173	FEDERAL GIL RESIDENTIAL	G	7	1,290,900
174	FEDERAL GIL NON-RESIDENTIAL	G	10	2,755,500
Grant-In-Lieu Total:			17	4,046,400
50	PROV. GIL FARMLAND(MUNI LEVY)	X	3	94,220
170	PROV GIL NON. RES (MUNI LEVY)	X	2	168,200
Mun. Only Total:			5	262,420
68	MACHINERY & EQUIPMENT EXEMPT	E	2	2,042,680
150	CROWN LAND & IMPR. EXEMPT	E	40	7,287,900
152	MUNI GRAVEL OPERATION- EXEMPT	E	14	1,624,320
153	WEIGH SCALES EXEMPT	E	2	1,305,060
154	OTHER PROV. IMP EXEMPT	E	31	3,684,820
155	WHEATLAND COUNTY EXEMPT	E	228	26,885,720
156	SCHOOLS EXEMPT	E	19	29,453,060
157	PUBLIC PARKS EXEMPT	E	26	6,240,120
158	WASTE TRANSFER SITES EXEMPT	E	6	950,510
159	CEMETARY EXEMPT	E	18	981,730
160	TAX RECOVERY EXEMPT	E	17	217,200
161	WELLS WHEATLAND COUNTY EXEMPT	E	1	43,200
162	OTHER MUNICIPAL EXEMPT	E	16	2,164,070
164	RELIGIOUS EXEMPT	E	13	5,002,370
165	CHARITABLE & WELFARE EXEMPT	E	17	8,067,360
167	WESTERN IRRIGATION DIST EXEMPT	E	301	20,290,140
169	MISC. PROPERTY EXEMPT	E	12	5,621,660
901	RURAL RESIDENCE EXEMPTION (RAP)	E	1,556	61,280,400
903	FARM BUILDING EXEMPT	E	835	59,438,340
Exempt Total:			3,154	242,580,660
Totals:			16,007	2,314,613,610