



WHEATLAND COUNTY

Where There's Room to Grow



Basic Instructions for viewing information on the Assessment Roll.

1. Roll number, as displayed on left hand side sorts the information on this assessment roll.
2. Roll numbers are arranged to correspond with the long legal description, which is sorted by range (17-26), then township (21-28), then section(1-36), then quarter section (NE, NW, SE, SW).
3. Hamlet roll numbers are typically unique series at the end of the particular range / township for which the hamlet is situated in:
 - a. i.e. Cluny, situated in range 21 and township 22, roll number series: 2770100 to 2770315
 - b. Hamlet roll number series reference:

| Hamlet Name | Start Roll# | End Roll# |
|----------------------|-------------|-----------|
| CARSELAND | 7536000 | 7855010 |
| CHANCELLOR | 3139000 | 3233000 |
| CHEADLE | 9224000 | 9291300 |
| CLUNY | 2770100 | 2770315 |
| DALUM | 1424010 | 1424020 |
| GLEICHEN HAMLET | 5148100 | 5148829 |
| GLEICHEN RURAL | 3988000 | 4008000 |
| EAGLE LAKE | 6326000 | 6428000 |
| LYALTA | 9444000 | 9453010 |
| LAKES OF MUIRFIELD | 9455000 | 9456491 |
| NAMAKA | 6274000 | 6325026 |
| NIGHTINGALE | 6833000 | 6853010 |
| ORIGIN BUSINESS PARK | 9051100 | 9051695 |
| REDLAND | 4950000 | 5013000 |
| ROSEBUD | 3710000 | 3811000 |
| SPEARGRASS | 7359000 | 7359536 |

4. Linear Property: oil and gas wells; pipelines; electric power systems and telecommunications; has the following roll number series: 9538200 to 9670000.
5. Designated Industrial – oil and gas facilities have a unique roll number system that imbeds the legal description into the roll number, with roll number series: 917501070 to 926522050.



2020 Assessment Roll (Valuation Date 1-July, 2020) 2021 Taxation Year, Wheatland County

Assessment Year: 2020
Tax Year: 2021

| Roll | Legal Address | Total |
|------|--|-------|
| 1000 | NE-1-25-17-4 160.00 Acres | |
| | F LAND T 1 FARMLAND Taxable Total: 24,280 100% Alberta School Foundation Fund | |
| 2000 | NW-1-25-17-4 160.00 Acres | |
| | F LAND T 1 FARMLAND Taxable Total: 24,190 100% Alberta School Foundation Fund | |
| 3000 | SE-1-25-17-4 160.00 Acres | |
| | F LAND T 1 FARMLAND Taxable Total: 22,120 100% Alberta School Foundation Fund | |
| 4000 | SW-1-25-17-4 160.00 Acres | |
| | F LAND T 1 FARMLAND Taxable Total: 25,620 100% Alberta School Foundation Fund | |
| 5000 | NE-2-25-17-4 160.00 Acres | |
| | F LAND T 1 FARMLAND Taxable Total: 22,180 100% Alberta School Foundation Fund | |
| 6000 | NW-2-25-17-4 160.00 Acres | |
| | F LAND T 1 FARMLAND Taxable Total: 22,340 100% Alberta School Foundation Fund | |
| 7000 | SE-2-25-17-4 160.00 Acres | |
| | F LAND T 1 FARMLAND Taxable Total: 23,660 100% Alberta School Foundation Fund | |
| 8000 | SW-2-25-17-4 160.00 Acres | |
| | F LAND T 1 FARMLAND Taxable Total: 21,310 100% Alberta School Foundation Fund | |
| 9010 | NE-3-25-17-4 80.00 Acres EAST HALF | |
| | F LAND T 1 FARMLAND Taxable Total: 9,010 | |



2020 Assessment Roll (Valuation Date 1-July, 2020) 2021 Taxation Year, Wheatland County

Assessment Year: 2020
Tax Year: 2021

| Roll | Legal Address | | | | | | Total |
|-------|---------------|------|--------------|-------------------------------------|--------------------------------------|----------------|--------|
| 9020 | NE-3-25-17-4 | | 80.00 Acres | 100% Alberta School Foundation Fund | | | |
| | | | | WEST HALF | | | |
| | F | LAND | | T 1 | FARMLAND | Taxable Total: | 3,890 |
| 10000 | NW-3-25-17-4 | | 160.00 Acres | 100% Alberta School Foundation Fund | | | |
| | | | | | | | |
| | F | LAND | | T 1 | FARMLAND | Taxable Total: | 15,080 |
| 11010 | SE-3-25-17-4 | | 80.00 Acres | 100% Alberta School Foundation Fund | | | |
| | | | | WEST HALF | | | |
| | F | LAND | | T 1 | FARMLAND | | 6,160 |
| 11020 | | | | T 105 | NON-RESEIDENTIAL LAND & IMPROVEMENTS | | 23,440 |
| | | | | 100% Alberta School Foundation Fund | | | |
| | | | | Taxable Total: | | | 29,600 |
| 11020 | SE-3-25-17-4 | | 80.00 Acres | EAST HALF | | | |
| | | | | | | | |
| | F | LAND | | T 1 | FARMLAND | Taxable Total: | 10,370 |
| 12000 | SW-3-25-17-4 | | 160.00 Acres | 100% Alberta School Foundation Fund | | | |
| | | | | Ridgeland Gravel Pit | | | |
| | F | LAND | | T 1 | FARMLAND | | 6,610 |
| 13000 | | | | T 105 | NON-RESEIDENTIAL LAND & IMPROVEMENTS | | 18,220 |
| | | | | 100% Alberta School Foundation Fund | | | |
| | | | | Taxable Total: | | | 24,830 |
| 13000 | NE-4-25-17-4 | | 160.00 Acres | | | | |
| | | | | | | | |
| | F | LAND | | T 1 | FARMLAND | Taxable Total: | 25,940 |
| 14000 | NW-4-25-17-4 | | 160.00 Acres | 100% Alberta School Foundation Fund | | | |
| | | | | | | | |
| | F | LAND | | T 1 | FARMLAND | Taxable Total: | 24,410 |
| 15000 | | | | 100% Alberta School Foundation Fund | | | |
| | SE-4-25-17-4 | | 160.00 Acres | | | | |
| | | | | | | | |
| 15000 | | | | T 1 | FARMLAND | | 16,190 |
| | | | | T 105 | NON-RESEIDENTIAL LAND & IMPROVEMENTS | | 21,430 |
| | | | | Taxable Total: | | | 37,620 |



2020 Assessment Roll (Valuation Date 1-July, 2020) 2021 Taxation Year, Wheatland County

Assessment Year: 2020
Tax Year: 2021

| Roll | Legal Address | 100% Alberta School Foundation Fund | | | | Total |
|-------|-----------------------------------|-------------------------------------|--------------------------------------|----------------|--|-----------|
| 16000 | SW-4-25-17-4 160.00 Acres | | | | | |
| | F LAND | T 1 | FARMLAND | Taxable Total: | | 20,960 |
| | | | 100% Alberta School Foundation Fund | | | |
| 17000 | NE-5-25-17-4 160.00 Acres | | | | | |
| | F LAND | T 1 | FARMLAND | Taxable Total: | | 21,510 |
| | | | 100% Alberta School Foundation Fund | | | |
| 18000 | NW-5-25-17-4 160.00 Acres | | | | | |
| | F LAND | T 1 | FARMLAND | Taxable Total: | | 23,130 |
| | | | 100% Alberta School Foundation Fund | | | |
| 19000 | SE-5-25-17-4 160.00 Acres | | | | | |
| | F LAND | T 1 | FARMLAND | Taxable Total: | | 21,220 |
| | | | 100% Alberta School Foundation Fund | | | |
| 20000 | SW-5-25-17-4 158.00 Acres | | | | Ridgeland Colony | |
| | 250027 RGE RD 175 | | | | | |
| | F LAND & IMPROVEMENTS | T 1 | FARMLAND | | | 22,080 |
| | R | T 103 | RESIDENTIAL LAND & IMPROVEMENTS | | | 2,632,620 |
| | NR | T 105 | NON-RESEIDENTIAL LAND & IMPROVEMENTS | | | 841,290 |
| | | | | Taxable Total: | | 3,495,990 |
| | R | E 901 | RURAL RESIDENCE EXEMPTION (RAP) | | | 1,046,180 |
| | | | 100% Alberta School Foundation Fund | Totals: | | 4,542,170 |
| 20010 | 9011598 1 SW-5-25-17-4 2.00 Acres | | | | NORTHWEST CORNER OF LSD 4 Ridgeland Cemetery | |
| | NR LAND | E 159 | CEMETARY EXEMPT | Exempt Total: | | 12,750 |
| | | | 100% Alberta School Foundation Fund | | | |
| 21000 | NE-6-25-17-4 160.00 Acres | | | | | |
| | F LAND | T 1 | FARMLAND | Taxable Total: | | 23,810 |
| | | | 100% Alberta School Foundation Fund | | | |
| 22000 | NW-6-25-17-4 160.00 Acres | | | | | |
| | F LAND | T 1 | FARMLAND | Taxable Total: | | 25,630 |



2020 Assessment Roll (Valuation Date 1-July, 2020) 2021 Taxation Year, Wheatland County

Assessment Year: 2020
Tax Year: 2021

| Roll | Legal Address | | | | | | Total |
|-------|-------------------------------------|--------------|--|--------------------------------------|----------------|--|-----------|
| | | | 100% Alberta School Foundation Fund | | | | |
| 23000 | SE-6-25-17-4 | 155.00 Acres | | | | | |
| | F LAND | | T 1 | FARMLAND | Taxable Total: | | 20,930 |
| | | | 100% Alberta School Foundation Fund | | | | |
| 23010 | 0814298 1 1 SE-6-25-17-4 5.00 Acres | | NE CRNR LSD 1 & SE CRNR LSD 8 Seiu Lake Plastic Melting &Manufacturing | | | | |
| | 250024 RGE RD 175 | | | | | | |
| | F LAND & IMPROVEMENTS | | T 1 | FARMLAND | | | 230 |
| | NR | | T 105 | NON-RESEIDENTIAL LAND & IMPROVEMENTS | | | 2,036,220 |
| | | | 100% Alberta School Foundation Fund | | | | |
| | | | Taxable Total: | | | | 2,036,450 |
| 24000 | SW-6-25-17-4 | 160.00 Acres | | | | | |
| | F LAND | | T 1 | FARMLAND | Taxable Total: | | 23,500 |
| | | | 100% Alberta School Foundation Fund | | | | |
| 25000 | NE-7-25-17-4 | 159.62 Acres | | | | | |
| | F LAND | | T 1 | FARMLAND | Taxable Total: | | 24,190 |
| | | | 100% Alberta School Foundation Fund | | | | |
| 26000 | NW-7-25-17-4 | 160.00 Acres | | | | | |
| | F LAND | | T 1 | FARMLAND | Taxable Total: | | 18,090 |
| | | | 100% Alberta School Foundation Fund | | | | |
| 27000 | SE-7-25-17-4 | 160.00 Acres | | | | | |
| | F LAND | | T 1 | FARMLAND | Taxable Total: | | 23,910 |
| | | | 100% Alberta School Foundation Fund | | | | |
| 28000 | SW-7-25-17-4 | 160.00 Acres | | | | | |
| | 175079 TWP RD 252 | | | | | | |
| | F LAND & IMPROVEMENTS | | T 1 | FARMLAND | | | 9,000 |
| | R | | T 103 | RESIDENTIAL LAND & IMPROVEMENTS | | | 142,360 |
| | | | Taxable Total: | | | | 151,360 |
| | R | | E 901 | RURAL RESIDENCE EXEMPTION (RAP) | | | 61,540 |
| | | | 100% Alberta School Foundation Fund | | | | |
| | | | Totals: | | | | 212,900 |
| 29000 | NE-8-25-17-4 | 160.00 Acres | | | | | |
| | F LAND | | T 1 | FARMLAND | Taxable Total: | | 27,820 |



2020 Assessment Roll (Valuation Date 1-July, 2020) 2021 Taxation Year, Wheatland County

Assessment Year: 2020
Tax Year: 2021

| Roll | Legal Address | | | | | | Total |
|-------|---------------|--------------|-------------------------------------|---|----------|----------------|--------|
| 30000 | NW-8-25-17-4 | 160.00 Acres | 100% Alberta School Foundation Fund | | | | |
| | F | LAND | T | 1 | FARMLAND | Taxable Total: | 26,880 |
| 31000 | SE-8-25-17-4 | 160.00 Acres | 100% Alberta School Foundation Fund | | | | |
| | F | LAND | T | 1 | FARMLAND | Taxable Total: | 24,380 |
| 32000 | SW-8-25-17-4 | 160.00 Acres | 100% Alberta School Foundation Fund | | | | |
| | F | LAND | T | 1 | FARMLAND | Taxable Total: | 24,930 |
| 33000 | NE-9-25-17-4 | 160.00 Acres | 100% Alberta School Foundation Fund | | | | |
| | F | LAND | T | 1 | FARMLAND | Taxable Total: | 30,110 |
| 34000 | NW-9-25-17-4 | 160.00 Acres | 100% Alberta School Foundation Fund | | | | |
| | F | LAND | T | 1 | FARMLAND | Taxable Total: | 28,540 |
| 35000 | SE-9-25-17-4 | 160.00 Acres | 100% Alberta School Foundation Fund | | | | |
| | F | LAND | T | 1 | FARMLAND | Taxable Total: | 29,870 |
| 36000 | SW-9-25-17-4 | 160.00 Acres | 100% Alberta School Foundation Fund | | | | |
| | F | LAND | T | 1 | FARMLAND | Taxable Total: | 25,760 |
| 37000 | NE-10-25-17-4 | 160.00 Acres | 100% Alberta School Foundation Fund | | | | |
| | F | LAND | T | 1 | FARMLAND | Taxable Total: | 8,080 |
| 38000 | NW-10-25-17-4 | 160.00 Acres | 100% Alberta School Foundation Fund | | | | |



2020 Assessment Roll (Valuation Date 1-July, 2020) 2021 Taxation Year, Wheatland County

Assessment Year: 2020
Tax Year: 2021

| Roll | Legal Address | | | | | Total |
|-------|---------------|--------------|---|---|-------------------------------------|-----------------------|
| | F | LAND | T | 1 | FARMLAND | Taxable Total: 29,370 |
| | | | | | 100% Alberta School Foundation Fund | |
| 39000 | SE-10-25-17-4 | 160.00 Acres | | | | |
| | F | LAND | T | 1 | FARMLAND | Taxable Total: 7,350 |
| | | | | | 100% Alberta School Foundation Fund | |
| 40010 | SW-10-25-17-4 | 80.00 Acres | | | EAST HALF | |
| | F | LAND | T | 1 | FARMLAND | Taxable Total: 11,110 |
| | | | | | 100% Alberta School Foundation Fund | |
| 40020 | SW-10-25-17-4 | 80.00 Acres | | | West Half | |
| | F | LAND | T | 1 | FARMLAND | Taxable Total: 15,270 |
| | | | | | 100% Alberta School Foundation Fund | |
| 41000 | NE-11-25-17-4 | 160.00 Acres | | | | |
| | F | LAND | T | 1 | FARMLAND | Taxable Total: 20,390 |
| | | | | | 100% Alberta School Foundation Fund | |
| 42000 | NW-11-25-17-4 | 160.00 Acres | | | | |
| | F | LAND | T | 1 | FARMLAND | Taxable Total: 6,990 |
| | | | | | 100% Alberta School Foundation Fund | |
| 43000 | SE-11-25-17-4 | 160.00 Acres | | | | |
| | F | LAND | T | 1 | FARMLAND | Taxable Total: 23,350 |
| | | | | | 100% Alberta School Foundation Fund | |
| 44000 | SW-11-25-17-4 | 160.00 Acres | | | | |
| | F | LAND | T | 1 | FARMLAND | Taxable Total: 20,090 |
| | | | | | 100% Alberta School Foundation Fund | |
| 45000 | NE-12-25-17-4 | 160.00 Acres | | | | |
| | F | LAND | T | 1 | FARMLAND | Taxable Total: 24,890 |
| | | | | | 100% Alberta School Foundation Fund | |



2020 Assessment Roll (Valuation Date 1-July, 2020) 2021 Taxation Year, Wheatland County

Assessment Year: 2020
Tax Year: 2021

| Roll | Legal Address | | | | | | Total |
|-------|---------------|---------------------|---|-----|-------------------------------------|----------------|---------|
| 46000 | NW-12-25-17-4 | 160.00 Acres | | | | | |
| | F | LAND | T | 1 | FARMLAND | Taxable Total: | 28,250 |
| | | | | | 100% Alberta School Foundation Fund | | |
| 47000 | SE-12-25-17-4 | 160.00 Acres | | | | | |
| | | 170001 TWP RD 252 | | | | | |
| | F | LAND & IMPROVEMENTS | T | 1 | FARMLAND | | 25,670 |
| | R | | T | 103 | RESIDENTIAL LAND & IMPROVEMENTS | | 66,500 |
| | | | | | | Taxable Total: | 92,170 |
| | R | | E | 901 | RURAL RESIDENCE EXEMPTION (RAP) | | 39,100 |
| | | | | | 100% Alberta School Foundation Fund | Totals: | 131,270 |
| 48000 | SW-12-25-17-4 | 160.00 Acres | | | | | |
| | F | LAND | T | 1 | FARMLAND | Taxable Total: | 26,160 |
| | | | | | 100% Alberta School Foundation Fund | | |
| 49000 | NE-13-25-17-4 | 160.00 Acres | | | | | |
| | F | LAND | T | 1 | FARMLAND | Taxable Total: | 24,030 |
| | | | | | 100% Alberta School Foundation Fund | | |
| 50000 | NW-13-25-17-4 | 160.00 Acres | | | | | |
| | F | LAND | T | 1 | FARMLAND | Taxable Total: | 26,450 |
| | | | | | 100% Alberta School Foundation Fund | | |
| 51000 | SE-13-25-17-4 | 160.00 Acres | | | | | |
| | F | LAND | T | 1 | FARMLAND | Taxable Total: | 25,950 |
| | | | | | 100% Alberta School Foundation Fund | | |
| 52000 | SW-13-25-17-4 | 160.00 Acres | | | | | |
| | F | LAND | T | 1 | FARMLAND | Taxable Total: | 31,050 |
| | | | | | 100% Alberta School Foundation Fund | | |
| 53000 | NE-14-25-17-4 | 160.00 Acres | | | | | |
| | F | LAND | T | 1 | FARMLAND | Taxable Total: | 6,200 |
| | | | | | 100% Alberta School Foundation Fund | | |



2020 Assessment Roll (Valuation Date 1-July, 2020)
2021 Taxation Year, Wheatland County

Assessment Year: 2020
Tax Year: 2021

| Roll | Legal Address | | | | | | Total |
|-------|---------------|--------------|---|---|-------------------------------------|----------------|--------|
| 54000 | NW-14-25-17-4 | 160.00 Acres | | | | | |
| | F | LAND | T | 1 | FARMLAND | Taxable Total: | 7,800 |
| | | | | | 100% Alberta School Foundation Fund | | |
| 55000 | SE-14-25-17-4 | 160.00 Acres | | | | | |
| | F | LAND | T | 1 | FARMLAND | Taxable Total: | 8,820 |
| | | | | | 100% Alberta School Foundation Fund | | |
| 56000 | SW-14-25-17-4 | 160.00 Acres | | | | | |
| | F | LAND | T | 1 | FARMLAND | Taxable Total: | 6,780 |
| | | | | | 100% Alberta School Foundation Fund | | |
| 57000 | NE-15-25-17-4 | 160.00 Acres | | | | | |
| | F | LAND | T | 1 | FARMLAND | Taxable Total: | 27,420 |
| | | | | | 100% Alberta School Foundation Fund | | |
| 58000 | NW-15-25-17-4 | 160.00 Acres | | | | | |
| | F | LAND | T | 1 | FARMLAND | Taxable Total: | 26,680 |
| | | | | | 100% Alberta School Foundation Fund | | |
| 59000 | SE-15-25-17-4 | 160.00 Acres | | | | | |
| | F | LAND | T | 1 | FARMLAND | Taxable Total: | 7,620 |
| | | | | | 100% Alberta School Foundation Fund | | |
| 60000 | SW-15-25-17-4 | 160.00 Acres | | | | | |
| | F | LAND | T | 1 | FARMLAND | Taxable Total: | 27,110 |
| | | | | | 100% Alberta School Foundation Fund | | |
| 61000 | NE-16-25-17-4 | 160.00 Acres | | | | | |
| | F | LAND | T | 1 | FARMLAND | Taxable Total: | 30,650 |
| | | | | | 100% Alberta School Foundation Fund | | |
| 62000 | NW-16-25-17-4 | 160.00 Acres | | | | | |
| | F | LAND | T | 1 | FARMLAND | Taxable Total: | 27,590 |



2020 Assessment Roll (Valuation Date 1-July, 2020) 2021 Taxation Year, Wheatland County

Assessment Year: 2020
Tax Year: 2021

| Roll | Legal Address | | | | | | Total |
|-------|---------------|---------------------|-------------------------------------|-----|---------------------------------|----------------|---------|
| 63000 | SE-16-25-17-4 | 160.00 Acres | 100% Alberta School Foundation Fund | | | | |
| | F | LAND | T | 1 | FARMLAND | Taxable Total: | 26,820 |
| | | | 100% Alberta School Foundation Fund | | | | |
| 64000 | SW-16-25-17-4 | 160.00 Acres | | | | | |
| | | 173084 TWP RD 252 | | | | | |
| | F | LAND & IMPROVEMENTS | T | 1 | FARMLAND | | 28,000 |
| | R | | T | 103 | RESIDENTIAL LAND & IMPROVEMENTS | | 122,360 |
| | | | Taxable Total: | | | | 150,360 |
| | R | | E | 901 | RURAL RESIDENCE EXEMPTION (RAP) | | 61,540 |
| | | | 100% Alberta School Foundation Fund | | | | |
| | | | Totals: | | | | 211,900 |
| 65000 | NE-17-25-17-4 | 160.00 Acres | | | | | |
| | F | LAND | T | 1 | FARMLAND | Taxable Total: | 25,370 |
| | | | 100% Alberta School Foundation Fund | | | | |
| 66000 | NW-17-25-17-4 | 160.00 Acres | | | | | |
| | F | LAND | T | 1 | FARMLAND | Taxable Total: | 24,610 |
| | | | 100% Alberta School Foundation Fund | | | | |
| 67000 | SE-17-25-17-4 | 160.00 Acres | | | | | |
| | F | LAND | T | 1 | FARMLAND | Taxable Total: | 29,370 |
| | | | 100% Alberta School Foundation Fund | | | | |
| 68000 | SW-17-25-17-4 | 160.00 Acres | | | | | |
| | F | LAND | T | 1 | FARMLAND | Taxable Total: | 26,500 |
| | | | 100% Alberta School Foundation Fund | | | | |
| 69000 | NE-18-25-17-4 | 160.00 Acres | | | | | |
| | F | LAND | T | 1 | FARMLAND | Taxable Total: | 22,770 |
| | | | 100% Alberta School Foundation Fund | | | | |
| 70000 | NW-18-25-17-4 | 160.00 Acres | | | | | |
| | F | LAND | T | 1 | FARMLAND | Taxable Total: | 7,970 |



2020 Assessment Roll (Valuation Date 1-July, 2020) 2021 Taxation Year, Wheatland County

Assessment Year: 2020
Tax Year: 2021

| Roll | Legal Address | | | | | | Total |
|-------|-------------------|---------------------|-------------------------------------|-----|---------------------------------|----------------|---------|
| 71000 | SE-18-25-17-4 | 154.70 Acres | 100% Alberta School Foundation Fund | | | | |
| | F | LAND | T | 1 | FARMLAND | Taxable Total: | 21,070 |
| | | | 100% Alberta School Foundation Fund | | | | |
| 72000 | SW-18-25-17-4 | 160.00 Acres | | | | | |
| | 175042 TWP RD 252 | | | | | | |
| | F | LAND & IMPROVEMENTS | T | 1 | FARMLAND | | 8,000 |
| | R | | T | 103 | RESIDENTIAL LAND & IMPROVEMENTS | | 172,790 |
| | | | Taxable Total: | | | | 180,790 |
| | R | | E | 901 | RURAL RESIDENCE EXEMPTION (RAP) | | 59,810 |
| | | | 100% Alberta School Foundation Fund | | | | |
| | | | Totals: | | | | 240,600 |
| 73000 | NE-19-25-17-4 | 160.00 Acres | | | | | |
| | F | LAND | T | 1 | FARMLAND | Taxable Total: | 23,230 |
| | | | 100% Alberta School Foundation Fund | | | | |
| 74000 | NW-19-25-17-4 | 160.00 Acres | | | | | |
| | F | LAND | T | 1 | FARMLAND | Taxable Total: | 17,190 |
| | | | 100% Alberta School Foundation Fund | | | | |
| 75000 | SE-19-25-17-4 | 160.00 Acres | | | | | |
| | F | LAND | T | 1 | FARMLAND | Taxable Total: | 23,970 |
| | | | 100% Alberta School Foundation Fund | | | | |
| 76000 | SW-19-25-17-4 | 160.00 Acres | | | | | |
| | F | LAND | T | 1 | FARMLAND | Taxable Total: | 7,970 |
| | | | 100% Alberta School Foundation Fund | | | | |
| 77000 | NE-20-25-17-4 | 160.00 Acres | | | | | |
| | F | LAND | T | 1 | FARMLAND | Taxable Total: | 25,560 |
| | | | 100% Alberta School Foundation Fund | | | | |
| 78000 | NW-20-25-17-4 | 160.00 Acres | | | | | |
| | F | LAND | T | 1 | FARMLAND | Taxable Total: | 23,920 |



2020 Assessment Roll (Valuation Date 1-July, 2020) 2021 Taxation Year, Wheatland County

Assessment Year: 2020
Tax Year: 2021

| Roll | Legal Address | | | | | | Total |
|-------|----------------------------|------|-------------------------------------|---|----------|----------------|--------|
| 79000 | SE-20-25-17-4 160.00 Acres | | 100% Alberta School Foundation Fund | | | | |
| | F | LAND | T | 1 | FARMLAND | Taxable Total: | 22,800 |
| 80000 | SW-20-25-17-4 160.00 Acres | | 100% Alberta School Foundation Fund | | | | |
| | F | LAND | T | 1 | FARMLAND | Taxable Total: | 25,460 |
| 81000 | NE-21-25-17-4 160.00 Acres | | 100% Alberta School Foundation Fund | | | | |
| | F | LAND | T | 1 | FARMLAND | Taxable Total: | 28,730 |
| 82000 | NW-21-25-17-4 160.00 Acres | | 100% Alberta School Foundation Fund | | | | |
| | F | LAND | T | 1 | FARMLAND | Taxable Total: | 27,700 |
| 83000 | SE-21-25-17-4 160.00 Acres | | 100% Alberta School Foundation Fund | | | | |
| | F | LAND | T | 1 | FARMLAND | Taxable Total: | 27,080 |
| 84000 | SW-21-25-17-4 160.00 Acres | | 100% Alberta School Foundation Fund | | | | |
| | F | LAND | T | 1 | FARMLAND | Taxable Total: | 26,600 |
| 85000 | NE-22-25-17-4 160.00 Acres | | 100% Alberta School Foundation Fund | | | | |
| | F | LAND | T | 1 | FARMLAND | Taxable Total: | 27,970 |
| 86000 | NW-22-25-17-4 160.00 Acres | | 100% Alberta School Foundation Fund | | | | |
| | F | LAND | T | 1 | FARMLAND | Taxable Total: | 29,220 |
| 87000 | SE-22-25-17-4 160.00 Acres | | | | | | |



2020 Assessment Roll (Valuation Date 1-July, 2020) 2021 Taxation Year, Wheatland County

Assessment Year: 2020
Tax Year: 2021

| Roll | Legal Address | | | | | Total |
|-------|---------------|---------------------------|---|-----|-------------------------------------|--------------------------|
| | F | LAND | T | 1 | FARMLAND | |
| | | | | | 100% Alberta School Foundation Fund | Taxable Total: 28,210 |
| 88000 | SW-22-25-17-4 | 160.00 Acres | | | | |
| | F | LAND | T | 1 | FARMLAND | |
| | | | | | 100% Alberta School Foundation Fund | Taxable Total: 27,450 |
| 89000 | NE-23-25-17-4 | 97.41 Acres | | | | |
| | F | LAND | T | 1 | FARMLAND | |
| | | | | | 100% Alberta School Foundation Fund | Taxable Total: 4,000 |
| 89010 | 1911738 1 1 | NE-23-25-17-4 62.59 Acres | | | | EAST HALF OF LSD 10 & 15 |
| | NR | LAND | E | 155 | WHEATLAND COUNTY EXEMPT | |
| | | | | | 100% Alberta School Foundation Fund | Exempt Total: 49,220 |
| 90000 | NW-23-25-17-4 | 160.00 Acres | | | | |
| | F | LAND | T | 1 | FARMLAND | |
| | | | | | 100% Alberta School Foundation Fund | Taxable Total: 27,240 |
| 91000 | SE-23-25-17-4 | 160.00 Acres | | | | |
| | F | LAND | T | 1 | FARMLAND | |
| | | | | | 100% Alberta School Foundation Fund | Taxable Total: 6,730 |
| 92000 | SW-23-25-17-4 | 160.00 Acres | | | | |
| | F | LAND | T | 1 | FARMLAND | |
| | | | | | 100% Alberta School Foundation Fund | Taxable Total: 16,080 |
| 93000 | NE-24-25-17-4 | 160.00 Acres | | | | |
| | F | LAND | T | 1 | FARMLAND | |
| | | | | | 100% Alberta School Foundation Fund | Taxable Total: 9,000 |
| 94000 | NW-24-25-17-4 | 160.00 Acres | | | | |
| | F | LAND | T | 1 | FARMLAND | |
| | | | | | 100% Alberta School Foundation Fund | Taxable Total: 7,380 |



2020 Assessment Roll (Valuation Date 1-July, 2020) 2021 Taxation Year, Wheatland County

Assessment Year: 2020
Tax Year: 2021

| Roll | Legal Address | | | | | | Total |
|--------|---------------|--------------|-------------------------------------|--|----------------|--|-------|
| 95000 | SE-24-25-17-4 | 160.00 Acres | | | | | |
| | F LAND | | T 1 FARMLAND | | Taxable Total: | | 8,770 |
| | | | 100% Alberta School Foundation Fund | | | | |
| 96000 | SW-24-25-17-4 | 160.00 Acres | | | | | |
| | F LAND | | T 1 FARMLAND | | Taxable Total: | | 8,280 |
| | | | 100% Alberta School Foundation Fund | | | | |
| 97000 | NE-25-25-17-4 | 160.00 Acres | | | | | |
| | F LAND | | T 1 FARMLAND | | Taxable Total: | | 8,370 |
| | | | 100% Alberta School Foundation Fund | | | | |
| 98000 | NW-25-25-17-4 | 160.00 Acres | | | | | |
| | F LAND | | T 1 FARMLAND | | Taxable Total: | | 6,580 |
| | | | 100% Alberta School Foundation Fund | | | | |
| 99000 | SE-25-25-17-4 | 160.00 Acres | | | | | |
| | F LAND | | T 1 FARMLAND | | Taxable Total: | | 8,530 |
| | | | 100% Alberta School Foundation Fund | | | | |
| 100000 | SW-25-25-17-4 | 160.00 Acres | | | | | |
| | F LAND | | T 1 FARMLAND | | Taxable Total: | | 5,900 |
| | | | 100% Alberta School Foundation Fund | | | | |
| 101000 | NE-26-25-17-4 | 160.00 Acres | | | | | |
| | F LAND | | T 1 FARMLAND | | Taxable Total: | | 8,190 |
| | | | 100% Alberta School Foundation Fund | | | | |
| 102000 | NW-26-25-17-4 | 160.00 Acres | | | | | |
| | F LAND | | T 1 FARMLAND | | Taxable Total: | | 8,830 |
| | | | 100% Alberta School Foundation Fund | | | | |
| 103000 | SE-26-25-17-4 | 160.00 Acres | | | | | |
| | F LAND | | T 1 FARMLAND | | Taxable Total: | | 7,390 |



2020 Assessment Roll (Valuation Date 1-July, 2020) 2021 Taxation Year, Wheatland County

Assessment Year: 2020
Tax Year: 2021

| Roll | Legal Address | | | | | | Total |
|--------|---------------|------|--------------|---|-------------------------------------|----------------|--------|
| 104000 | SW-26-25-17-4 | | 160.00 Acres | | 100% Alberta School Foundation Fund | | |
| | F | LAND | T | 1 | FARMLAND | Taxable Total: | 7,440 |
| 105000 | NE-27-25-17-4 | | 160.00 Acres | | 100% Alberta School Foundation Fund | | |
| | F | LAND | T | 1 | FARMLAND | Taxable Total: | 9,040 |
| 106000 | NW-27-25-17-4 | | 160.00 Acres | | 100% Alberta School Foundation Fund | | |
| | F | LAND | T | 1 | FARMLAND | Taxable Total: | 8,870 |
| 107000 | SE-27-25-17-4 | | 160.00 Acres | | 100% Alberta School Foundation Fund | | |
| | F | LAND | T | 1 | FARMLAND | Taxable Total: | 29,900 |
| 108000 | SW-27-25-17-4 | | 160.00 Acres | | 100% Alberta School Foundation Fund | | |
| | F | LAND | T | 1 | FARMLAND | Taxable Total: | 23,820 |
| 109000 | NE-28-25-17-4 | | 160.00 Acres | | 100% Alberta School Foundation Fund | | |
| | F | LAND | T | 1 | FARMLAND | Taxable Total: | 12,770 |
| 110000 | NW-28-25-17-4 | | 160.00 Acres | | 100% Alberta School Foundation Fund | | |
| | F | LAND | T | 1 | FARMLAND | Taxable Total: | 7,840 |
| 111000 | SE-28-25-17-4 | | 160.00 Acres | | 100% Alberta School Foundation Fund | | |
| | F | LAND | T | 1 | FARMLAND | Taxable Total: | 26,830 |
| 112000 | SW-28-25-17-4 | | 160.00 Acres | | 100% Alberta School Foundation Fund | | |



2020 Assessment Roll (Valuation Date 1-July, 2020) 2021 Taxation Year, Wheatland County

Assessment Year: 2020
Tax Year: 2021

| Roll | Legal Address | | | | | Total |
|--------|---------------|--------------|---|---|-------------------------------------|-----------------------|
| | F | LAND | T | 1 | FARMLAND | |
| | | | | | 100% Alberta School Foundation Fund | Taxable Total: 7,970 |
| 113000 | NE-29-25-17-4 | 160.00 Acres | | | | |
| | F | LAND | T | 1 | FARMLAND | |
| | | | | | 100% Alberta School Foundation Fund | Taxable Total: 17,540 |
| 114000 | NW-29-25-17-4 | 160.00 Acres | | | | |
| | F | LAND | T | 1 | FARMLAND | |
| | | | | | 100% Alberta School Foundation Fund | Taxable Total: 20,200 |
| 115000 | SE-29-25-17-4 | 160.00 Acres | | | | |
| | F | LAND | T | 1 | FARMLAND | |
| | | | | | 100% Alberta School Foundation Fund | Taxable Total: 26,980 |
| 116000 | SW-29-25-17-4 | 160.00 Acres | | | | |
| | F | LAND | T | 1 | FARMLAND | |
| | | | | | 100% Alberta School Foundation Fund | Taxable Total: 24,540 |
| 117000 | NE-30-25-17-4 | 160.00 Acres | | | | |
| | F | LAND | T | 1 | FARMLAND | |
| | | | | | 100% Alberta School Foundation Fund | Taxable Total: 20,210 |
| 118000 | NW-30-25-17-4 | 160.00 Acres | | | | |
| | F | LAND | T | 1 | FARMLAND | |
| | | | | | 100% The Golden Hills Reg. Div. 15 | Taxable Total: 19,530 |
| 119000 | SE-30-25-17-4 | 160.00 Acres | | | | |
| | F | LAND | T | 1 | FARMLAND | |
| | | | | | 100% Alberta School Foundation Fund | Taxable Total: 23,680 |
| 120000 | SW-30-25-17-4 | 160.00 Acres | | | | |
| | F | LAND | T | 1 | FARMLAND | |
| | | | | | 100% The Golden Hills Reg. Div. 15 | Taxable Total: 29,440 |



2020 Assessment Roll (Valuation Date 1-July, 2020) 2021 Taxation Year, Wheatland County

Assessment Year: 2020
Tax Year: 2021

| Roll | Legal Address | | | | | | Total |
|--------|---------------|--------------|-------------------------------------|--|----------------|--|--------|
| 121000 | NE-31-25-17-4 | 159.54 Acres | | | | | |
| | F LAND | | T 1 FARMLAND | | Taxable Total: | | 25,260 |
| | | | 100% The Golden Hills Reg. Div. 15 | | | | |
| 122000 | NW-31-25-17-4 | 159.38 Acres | | | | | |
| | F LAND | | T 1 FARMLAND | | Taxable Total: | | 28,700 |
| | | | 100% The Golden Hills Reg. Div. 15 | | | | |
| 123000 | SE-31-25-17-4 | 160.00 Acres | | | | | |
| | F LAND | | T 1 FARMLAND | | Taxable Total: | | 26,910 |
| | | | 100% The Golden Hills Reg. Div. 15 | | | | |
| 124000 | SW-31-25-17-4 | 160.00 Acres | | | | | |
| | F LAND | | T 1 FARMLAND | | Taxable Total: | | 24,980 |
| | | | 100% The Golden Hills Reg. Div. 15 | | | | |
| 125000 | NE-32-25-17-4 | 160.00 Acres | | | | | |
| | F LAND | | T 1 FARMLAND | | Taxable Total: | | 22,910 |
| | | | 100% Alberta School Foundation Fund | | | | |
| 126000 | NW-32-25-17-4 | 160.00 Acres | | | | | |
| | F LAND | | T 1 FARMLAND | | Taxable Total: | | 28,400 |
| | | | 100% Alberta School Foundation Fund | | | | |
| 127000 | SE-32-25-17-4 | 160.00 Acres | | | | | |
| | F LAND | | T 1 FARMLAND | | Taxable Total: | | 26,900 |
| | | | 100% Alberta School Foundation Fund | | | | |
| 128000 | SW-32-25-17-4 | 160.00 Acres | | | | | |
| | F LAND | | T 1 FARMLAND | | Taxable Total: | | 22,900 |
| | | | 100% Alberta School Foundation Fund | | | | |
| 129000 | NE-33-25-17-4 | 157.53 Acres | | | | | |
| | F LAND | | T 1 FARMLAND | | Taxable Total: | | 7,760 |



2020 Assessment Roll (Valuation Date 1-July, 2020) 2021 Taxation Year, Wheatland County

Assessment Year: 2020
Tax Year: 2021

| Roll | Legal Address | | | | | | Total |
|--------|-------------------|---------------------|-------------------------------------|-----|---------------------------------|----------------|---------|
| | | | 100% Alberta School Foundation Fund | | | | |
| 130000 | NW-33-25-17-4 | 158.47 Acres | | | | | |
| | 255041 RGE RD 174 | | | | | | |
| | F | LAND & IMPROVEMENTS | T | 1 | FARMLAND | | 7,660 |
| | R | | T | 103 | RESIDENTIAL LAND & IMPROVEMENTS | | 151,860 |
| | | | Taxable Total: | | | | 159,520 |
| | R | | E | 901 | RURAL RESIDENCE EXEMPTION (RAP) | | 61,540 |
| | | | 100% Alberta School Foundation Fund | | | | |
| | | | Totals: | | | | 221,060 |
| 131000 | SE-33-25-17-4 | 160.00 Acres | | | | | |
| | F | LAND | T | 1 | FARMLAND | Taxable Total: | 7,890 |
| | | | 100% Alberta School Foundation Fund | | | | |
| 132000 | SW-33-25-17-4 | 160.00 Acres | | | | | |
| | F | LAND & IMPROVEMENTS | T | 1 | FARMLAND | | 7,890 |
| | R | | E | 903 | FARM BUILDING EXEMPT | | 76,250 |
| | | | 100% Alberta School Foundation Fund | | | | |
| | | | Totals: | | | | 84,140 |
| 133000 | NE-34-25-17-4 | 160.00 Acres | | | | | |
| | F | LAND | T | 1 | FARMLAND | Taxable Total: | 12,030 |
| | | | 100% Alberta School Foundation Fund | | | | |
| 134000 | NW-34-25-17-4 | 160.00 Acres | | | | | |
| | F | LAND | T | 1 | FARMLAND | Taxable Total: | 18,720 |
| | | | 100% Alberta School Foundation Fund | | | | |
| 135000 | SE-34-25-17-4 | 160.00 Acres | | | | | |
| | F | LAND | T | 1 | FARMLAND | Taxable Total: | 8,930 |
| | | | 100% Alberta School Foundation Fund | | | | |
| 136000 | SW-34-25-17-4 | 160.00 Acres | | | | | |
| | F | LAND | T | 1 | FARMLAND | Taxable Total: | 9,260 |
| | | | 100% Alberta School Foundation Fund | | | | |
| 137000 | NE-35-25-17-4 | 160.00 Acres | | | | | |
| | F | LAND | T | 1 | FARMLAND | Taxable Total: | 9,070 |



2020 Assessment Roll (Valuation Date 1-July, 2020) 2021 Taxation Year, Wheatland County

Assessment Year: 2020
Tax Year: 2021

| Roll | Legal Address | | | | | | Total |
|--------|---------------|--------------|-------------------------------------|--|----------------|--|--------|
| | | | 100% Alberta School Foundation Fund | | | | |
| 138000 | NW-35-25-17-4 | 160.00 Acres | | | | | |
| | F LAND | | T 1 FARMLAND | | Taxable Total: | | 9,360 |
| | | | 100% Alberta School Foundation Fund | | | | |
| 139000 | SE-35-25-17-4 | 160.00 Acres | | | | | |
| | F LAND | | T 1 FARMLAND | | Taxable Total: | | 8,450 |
| | | | 100% Alberta School Foundation Fund | | | | |
| 140000 | SW-35-25-17-4 | 160.00 Acres | | | | | |
| | F LAND | | T 1 FARMLAND | | Taxable Total: | | 9,040 |
| | | | 100% Alberta School Foundation Fund | | | | |
| 141000 | NE-36-25-17-4 | 160.00 Acres | | | | | |
| | F LAND | | T 1 FARMLAND | | Taxable Total: | | 15,030 |
| | | | 100% Alberta School Foundation Fund | | | | |
| 142000 | NW-36-25-17-4 | 160.00 Acres | | | | | |
| | F LAND | | T 1 FARMLAND | | Taxable Total: | | 6,460 |
| | | | 100% Alberta School Foundation Fund | | | | |
| 143000 | SE-36-25-17-4 | 160.00 Acres | | | | | |
| | F LAND | | T 1 FARMLAND | | Taxable Total: | | 17,180 |
| | | | 100% Alberta School Foundation Fund | | | | |
| 144000 | SW-36-25-17-4 | 160.00 Acres | | | | | |
| | F LAND | | T 1 FARMLAND | | Taxable Total: | | 6,150 |
| | | | 100% Alberta School Foundation Fund | | | | |
| 145000 | NE-1-26-17-4 | 160.00 Acres | | | | | |
| | F LAND | | T 1 FARMLAND | | Taxable Total: | | 8,200 |
| | | | 100% Alberta School Foundation Fund | | | | |
| 146000 | NW-1-26-17-4 | 160.00 Acres | | | | | |



2020 Assessment Roll (Valuation Date 1-July, 2020) 2021 Taxation Year, Wheatland County

Assessment Year: 2020
Tax Year: 2021

| Roll | Legal Address | | | | | Total |
|--------|---------------|--------------|---|---|-------------------------------------|----------------------|
| | F | LAND | T | 1 | FARMLAND | |
| | | | | | 100% Alberta School Foundation Fund | Taxable Total: 7,870 |
| 147000 | SE-1-26-17-4 | 160.00 Acres | | | | |
| | F | LAND | T | 1 | FARMLAND | |
| | | | | | 100% Alberta School Foundation Fund | Taxable Total: 8,290 |
| 148000 | SW-1-26-17-4 | 160.00 Acres | | | | |
| | F | LAND | T | 1 | FARMLAND | |
| | | | | | 100% Alberta School Foundation Fund | Taxable Total: 6,680 |
| 149000 | NE-2-26-17-4 | 160.00 Acres | | | | |
| | F | LAND | T | 1 | FARMLAND | |
| | | | | | 100% Alberta School Foundation Fund | Taxable Total: 4,720 |
| 150000 | NW-2-26-17-4 | 160.00 Acres | | | | |
| | F | LAND | T | 1 | FARMLAND | |
| | | | | | 100% Alberta School Foundation Fund | Taxable Total: 8,680 |
| 151000 | SE-2-26-17-4 | 160.00 Acres | | | | |
| | F | LAND | T | 1 | FARMLAND | |
| | | | | | 100% Alberta School Foundation Fund | Taxable Total: 8,000 |
| 152000 | SW-2-26-17-4 | 160.00 Acres | | | | |
| | F | LAND | T | 1 | FARMLAND | |
| | | | | | 100% Alberta School Foundation Fund | Taxable Total: 9,080 |
| 153000 | NE-3-26-17-4 | 160.00 Acres | | | | |
| | F | LAND | T | 1 | FARMLAND | |
| | | | | | 100% Alberta School Foundation Fund | Taxable Total: 9,360 |
| 154000 | NW-3-26-17-4 | 160.00 Acres | | | | |
| | F | LAND | T | 1 | FARMLAND | |
| | | | | | 100% Alberta School Foundation Fund | Taxable Total: 9,360 |



2020 Assessment Roll (Valuation Date 1-July, 2020) 2021 Taxation Year, Wheatland County

Assessment Year: 2020
Tax Year: 2021

| Roll | Legal Address | | | | | | Total |
|--------|---------------|---------------------|---|-----|-------------------------------------|----------------|---------|
| 155000 | SE-3-26-17-4 | 160.00 Acres | | | | | |
| | F | LAND | T | 1 | FARMLAND | Taxable Total: | 9,360 |
| | | | | | 100% Alberta School Foundation Fund | | |
| 156000 | SW-3-26-17-4 | 159.84 Acres | | | | | |
| | F | LAND | T | 1 | FARMLAND | Taxable Total: | 9,350 |
| | | | | | 100% Alberta School Foundation Fund | | |
| 157000 | NE-4-26-17-4 | 160.00 Acres | | | | | |
| | F | LAND | T | 1 | FARMLAND | Taxable Total: | 8,530 |
| | | | | | 100% Alberta School Foundation Fund | | |
| 158000 | NW-4-26-17-4 | 160.00 Acres | | | | | |
| | F | LAND | T | 1 | FARMLAND | Taxable Total: | 8,350 |
| | | | | | 100% Alberta School Foundation Fund | | |
| 159000 | SE-4-26-17-4 | 158.01 Acres | | | | | |
| | F | LAND | T | 1 | FARMLAND | Taxable Total: | 8,450 |
| | | | | | 100% Alberta School Foundation Fund | | |
| 160000 | SW-4-26-17-4 | 157.98 Acres | | | | | |
| | | 173076 TWP RD 260 | | | | | |
| | F | LAND & IMPROVEMENTS | T | 1 | FARMLAND | | 13,050 |
| | R | | T | 103 | RESIDENTIAL LAND & IMPROVEMENTS | | 134,360 |
| | | | | | | Taxable Total: | 147,410 |
| | R | | E | 901 | RURAL RESIDENCE EXEMPTION (RAP) | | 61,540 |
| | R | | E | 903 | FARM BUILDING EXEMPT | | 21,430 |
| | | | | | 100% Alberta School Foundation Fund | Exempt Total: | 82,970 |
| | | | | | | Totals: | 230,380 |
| 161000 | NE-5-26-17-4 | 160.00 Acres | | | | | |
| | F | LAND | T | 1 | FARMLAND | Taxable Total: | 19,910 |
| | | | | | 100% Alberta School Foundation Fund | | |
| 162000 | NW-5-26-17-4 | 160.00 Acres | | | | | |
| | F | LAND | T | 1 | FARMLAND | Taxable Total: | 21,880 |



2020 Assessment Roll (Valuation Date 1-July, 2020) 2021 Taxation Year, Wheatland County

Assessment Year: 2020
Tax Year: 2021

| Roll | Legal Address | | | | | | Total |
|--------|---------------|--------------------------|------------------------------------|-----|-------------------------------------|----------------|---------|
| | | | 100% The Golden Hills Reg. Div. 15 | | | | |
| 163000 | SE-5-26-17-4 | 159.01 Acres | | | | | |
| | F | LAND | T | 1 | FARMLAND | Taxable Total: | 18,490 |
| | | | | | 100% Alberta School Foundation Fund | | |
| 164000 | SW-5-26-17-4 | 138.30 Acres | | | | | |
| | F | LAND | T | 1 | FARMLAND | Taxable Total: | 20,200 |
| | | | | | 100% Alberta School Foundation Fund | | |
| 164010 | 0815518 1 1 | SW-5-26-17-4 20.71 Acres | SW Corner | | | | |
| | F | LAND | T | 1 | FARMLAND | Taxable Total: | 2,770 |
| | | | | | 100% Alberta School Foundation Fund | | |
| 165000 | NE-6-26-17-4 | 160.00 Acres | | | | | |
| | F | LAND | T | 1 | FARMLAND | Taxable Total: | 21,260 |
| | | | | | 100% The Golden Hills Reg. Div. 15 | | |
| 166000 | NW-6-26-17-4 | 158.64 Acres | | | | | |
| | F | LAND | T | 1 | FARMLAND | Taxable Total: | 24,070 |
| | | | | | 100% Alberta School Foundation Fund | | |
| 167010 | SE-6-26-17-4 | 148.16 Acres | | | | | |
| | F | LAND | T | 1 | FARMLAND | Taxable Total: | 22,830 |
| | | | | | 100% The Golden Hills Reg. Div. 15 | | |
| 167020 | 0815603 1 1 | SE-6-26-17-4 10.72 Acres | SOUTHEAST CORNER | | | | |
| | | 175006A TWP RD 260 | | | | | |
| | F | LAND & IMPROVEMENTS | T | 1 | FARMLAND | | 960 |
| | R | | T | 103 | RESIDENTIAL LAND & IMPROVEMENTS | | 385,370 |
| | | | | | Taxable Total: | | 386,330 |
| | R | | E | 901 | RURAL RESIDENCE EXEMPTION (RAP) | | 3,730 |
| | | | | | 100% Alberta School Foundation Fund | Totals: | 390,060 |
| 168000 | SW-6-26-17-4 | 159.38 Acres | | | | | |
| | F | LAND | T | 1 | FARMLAND | Taxable Total: | 23,530 |



2020 Assessment Roll (Valuation Date 1-July, 2020) 2021 Taxation Year, Wheatland County

Assessment Year: 2020
Tax Year: 2021

| Roll | Legal Address | | | | | | Total |
|--------|------------------------|--------------|-------------------------------------|--|----------------|--|--------|
| | | | 100% Alberta School Foundation Fund | | | | |
| 169000 | NE-7-26-17-4 | 160.00 Acres | | | | | |
| | F LAND | | T 1 FARMLAND | | Taxable Total: | | 7,890 |
| | | | 100% The Golden Hills Reg. Div. 15 | | | | |
| 170000 | NW-7-26-17-4 | 160.00 Acres | | | | | |
| | F LAND | | T 1 FARMLAND | | Taxable Total: | | 23,140 |
| | | | 100% Alberta School Foundation Fund | | | | |
| 171000 | SE-7-26-17-4 | 160.00 Acres | | | | | |
| | F LAND | | T 1 FARMLAND | | Taxable Total: | | 9,020 |
| | | | 100% The Golden Hills Reg. Div. 15 | | | | |
| 172000 | SW-7-26-17-4 | 158.65 Acres | | | | | |
| | F LAND | | T 1 FARMLAND | | Taxable Total: | | 27,430 |
| | | | 100% Alberta School Foundation Fund | | | | |
| 172010 | 4604BM OT SW-7-26-17-4 | 0.06 Acres | WEST SIDE LSD 4 | | | | |
| | NR LAND | | E 154 PROVINCIAL EXEMPT | | Exempt Total: | | 30 |
| | | | 100% Alberta School Foundation Fund | | | | |
| 173000 | NE-8-26-17-4 | 160.00 Acres | | | | | |
| | F LAND | | T 1 FARMLAND | | Taxable Total: | | 9,360 |
| | | | 100% Alberta School Foundation Fund | | | | |
| 174000 | NW-8-26-17-4 | 160.00 Acres | | | | | |
| | F LAND | | T 1 FARMLAND | | Taxable Total: | | 9,150 |
| | | | 100% The Golden Hills Reg. Div. 15 | | | | |
| 175000 | SE-8-26-17-4 | 160.00 Acres | | | | | |
| | F LAND | | T 1 FARMLAND | | Taxable Total: | | 12,790 |
| | | | 100% Alberta School Foundation Fund | | | | |
| 176000 | SW-8-26-17-4 | 160.00 Acres | | | | | |



2020 Assessment Roll (Valuation Date 1-July, 2020) 2021 Taxation Year, Wheatland County

Assessment Year: 2020
Tax Year: 2021

| Roll | Legal Address | | | | | | Total |
|--------|---------------|--------------|---|---|-------------------------------------|----------------|--------|
| | F | LAND | T | 1 | FARMLAND | Taxable Total: | 13,640 |
| 177000 | NE-9-26-17-4 | 160.00 Acres | | | 100% The Golden Hills Reg. Div. 15 | | |
| | F | LAND | T | 1 | FARMLAND | Taxable Total: | 9,360 |
| 178000 | NW-9-26-17-4 | 160.00 Acres | | | 100% Alberta School Foundation Fund | | |
| | F | LAND | T | 1 | FARMLAND | Taxable Total: | 9,360 |
| 179000 | SE-9-26-17-4 | 160.00 Acres | | | 100% Alberta School Foundation Fund | | |
| | F | LAND | T | 1 | FARMLAND | Taxable Total: | 10,140 |
| 180000 | SW-9-26-17-4 | 160.00 Acres | | | 100% Alberta School Foundation Fund | | |
| | F | LAND | T | 1 | FARMLAND | Taxable Total: | 13,240 |
| 181000 | NE-10-26-17-4 | 160.00 Acres | | | 100% Alberta School Foundation Fund | | |
| | F | LAND | T | 1 | FARMLAND | Taxable Total: | 10,110 |
| 182000 | NW-10-26-17-4 | 160.00 Acres | | | 100% Alberta School Foundation Fund | | |
| | F | LAND | T | 1 | FARMLAND | Taxable Total: | 10,840 |
| 183000 | SE-10-26-17-4 | 160.00 Acres | | | 100% Alberta School Foundation Fund | | |
| | F | LAND | T | 1 | FARMLAND | Taxable Total: | 24,470 |
| 184000 | SW-10-26-17-4 | 160.00 Acres | | | 100% Alberta School Foundation Fund | | |
| | F | LAND | T | 1 | FARMLAND | Taxable Total: | 23,300 |
| | | | | | 100% Alberta School Foundation Fund | | |



2020 Assessment Roll (Valuation Date 1-July, 2020) 2021 Taxation Year, Wheatland County

Assessment Year: 2020
Tax Year: 2021

| Roll | Legal Address | | | | | | Total |
|--------|-----------------------|--------------|---------------------------------------|--|----------------|--|---------|
| 185000 | NE-11-26-17-4 | 160.00 Acres | | | | | |
| | F LAND | | T 1 FARMLAND | | Taxable Total: | | 1,970 |
| | | | 100% Alberta School Foundation Fund | | | | |
| 186000 | NW-11-26-17-4 | 160.00 Acres | | | | | |
| | F LAND | | T 1 FARMLAND | | Taxable Total: | | 6,580 |
| | | | 100% Alberta School Foundation Fund | | | | |
| 187000 | SE-11-26-17-4 | 160.00 Acres | | | | | |
| | F LAND | | T 1 FARMLAND | | Taxable Total: | | 4,380 |
| | | | 100% Alberta School Foundation Fund | | | | |
| 188000 | SW-11-26-17-4 | 160.00 Acres | | | | | |
| | 261031A RGE RD 172 | | | | | | |
| | F LAND & IMPROVEMENTS | | T 1 FARMLAND | | | | 8,120 |
| | R | | T 103 RESIDENTIAL LAND & IMPROVEMENTS | | | | 123,090 |
| | | | Taxable Total: | | | | 131,210 |
| | R | | E 901 RURAL RESIDENCE EXEMPTION (RAP) | | | | 92,310 |
| | | | 100% Alberta School Foundation Fund | | | | |
| | | | Totals: | | | | 223,520 |
| 189000 | NE-12-26-17-4 | 160.00 Acres | | | | | |
| | F LAND | | T 1 FARMLAND | | Taxable Total: | | 1,700 |
| | | | 100% Alberta School Foundation Fund | | | | |
| 190000 | NW-12-26-17-4 | 160.00 Acres | | | | | |
| | F LAND | | T 1 FARMLAND | | Taxable Total: | | 5,200 |
| | | | 100% Alberta School Foundation Fund | | | | |
| 191000 | SE-12-26-17-4 | 160.00 Acres | | | | | |
| | F LAND | | T 1 FARMLAND | | Taxable Total: | | 2,830 |
| | | | 100% Alberta School Foundation Fund | | | | |
| 192000 | SW-12-26-17-4 | 160.00 Acres | | | | | |
| | F LAND | | T 1 FARMLAND | | Taxable Total: | | 8,410 |
| | | | 100% Alberta School Foundation Fund | | | | |



2020 Assessment Roll (Valuation Date 1-July, 2020) 2021 Taxation Year, Wheatland County

Assessment Year: 2020
Tax Year: 2021

| Roll | Legal Address | | | | | Total |
|--------|---------------|--------------|-------------------------------------|----------------|--|-------|
| 193000 | NE-13-26-17-4 | 122.00 Acres | WEST OF RIVER | | | |
| | F LAND | | T 1 FARMLAND | Taxable Total: | | 3,450 |
| | | | 100% Alberta School Foundation Fund | | | |
| 194000 | NW-13-26-17-4 | 157.00 Acres | | | | |
| | F LAND | | T 1 FARMLAND | Taxable Total: | | 1,550 |
| | | | 100% Alberta School Foundation Fund | | | |
| 195000 | SE-13-26-17-4 | 122.00 Acres | WEST OF RIVER | | | |
| | F LAND | | T 1 FARMLAND | Taxable Total: | | 1,090 |
| | | | 100% Alberta School Foundation Fund | | | |
| 196000 | SW-13-26-17-4 | 160.00 Acres | | | | |
| | F LAND | | T 1 FARMLAND | Taxable Total: | | 940 |
| | | | 100% Alberta School Foundation Fund | | | |
| 197000 | NE-14-26-17-4 | 158.00 Acres | | | | |
| | F LAND | | T 1 FARMLAND | Taxable Total: | | 1,220 |
| | | | 100% Alberta School Foundation Fund | | | |
| 198000 | NW-14-26-17-4 | 160.00 Acres | | | | |
| | F LAND | | T 1 FARMLAND | Taxable Total: | | 2,250 |
| | | | 100% Alberta School Foundation Fund | | | |
| 199000 | SE-14-26-17-4 | 160.00 Acres | | | | |
| | F LAND | | T 1 FARMLAND | Taxable Total: | | 1,440 |
| | | | 100% Alberta School Foundation Fund | | | |
| 200000 | SW-14-26-17-4 | 160.00 Acres | | | | |
| | F LAND | | T 1 FARMLAND | Taxable Total: | | 5,870 |
| | | | 100% Alberta School Foundation Fund | | | |
| 201000 | NE-15-26-17-4 | 160.00 Acres | | | | |
| | F LAND | | T 1 FARMLAND | Taxable Total: | | 9,150 |



2020 Assessment Roll (Valuation Date 1-July, 2020) 2021 Taxation Year, Wheatland County

Assessment Year: 2020
Tax Year: 2021

| Roll | Legal Address | | | | | | Total |
|--------|---------------|--------------|-------------------------------------|--|----------------|--|--------|
| | | | 100% Alberta School Foundation Fund | | | | |
| 202000 | NW-15-26-17-4 | 160.00 Acres | | | | | |
| | F LAND | | T 1 FARMLAND | | Taxable Total: | | 9,170 |
| | | | 100% Alberta School Foundation Fund | | | | |
| 203000 | SE-15-26-17-4 | 160.00 Acres | | | | | |
| | F LAND | | T 1 FARMLAND | | Taxable Total: | | 10,050 |
| | | | 100% Alberta School Foundation Fund | | | | |
| 204000 | SW-15-26-17-4 | 160.00 Acres | | | | | |
| | F LAND | | T 1 FARMLAND | | Taxable Total: | | 9,830 |
| | | | 100% Alberta School Foundation Fund | | | | |
| 205000 | NE-16-26-17-4 | 160.00 Acres | | | | | |
| | F LAND | | T 1 FARMLAND | | Taxable Total: | | 9,380 |
| | | | 100% Alberta School Foundation Fund | | | | |
| 206000 | NW-16-26-17-4 | 160.00 Acres | | | | | |
| | F LAND | | T 1 FARMLAND | | Taxable Total: | | 9,260 |
| | | | 100% Alberta School Foundation Fund | | | | |
| 207000 | SE-16-26-17-4 | 160.00 Acres | | | | | |
| | F LAND | | T 1 FARMLAND | | Taxable Total: | | 9,950 |
| | | | 100% Alberta School Foundation Fund | | | | |
| 208000 | SW-16-26-17-4 | 160.00 Acres | | | | | |
| | F LAND | | T 1 FARMLAND | | Taxable Total: | | 9,360 |
| | | | 100% Alberta School Foundation Fund | | | | |
| 209000 | NE-17-26-17-4 | 160.00 Acres | | | | | |
| | F LAND | | T 1 FARMLAND | | Taxable Total: | | 9,040 |
| | | | 100% Alberta School Foundation Fund | | | | |
| 210000 | NW-17-26-17-4 | 160.00 Acres | | | | | |



2020 Assessment Roll (Valuation Date 1-July, 2020) 2021 Taxation Year, Wheatland County

Assessment Year: 2020
Tax Year: 2021

| Roll | Legal Address | | | | | | Total |
|--------|---------------|--------------|--|---|---|-------------------------------------|--------|
| | F | LAND | | T | 1 | FARMLAND | |
| | | | | | | 100% Alberta School Foundation Fund | |
| 211000 | SE-17-26-17-4 | 160.00 Acres | | | | Taxable Total: | 9,150 |
| | F | LAND | | T | 1 | FARMLAND | |
| | | | | | | 100% Alberta School Foundation Fund | |
| 212000 | SW-17-26-17-4 | 160.00 Acres | | | | Taxable Total: | 9,150 |
| | F | LAND | | T | 1 | FARMLAND | |
| | | | | | | 100% Alberta School Foundation Fund | |
| 213000 | NE-18-26-17-4 | 160.00 Acres | | | | Taxable Total: | 9,150 |
| | F | LAND | | T | 1 | FARMLAND | |
| | | | | | | 100% Alberta School Foundation Fund | |
| 214000 | NW-18-26-17-4 | 160.00 Acres | | | | Taxable Total: | 9,360 |
| | F | LAND | | T | 1 | FARMLAND | |
| | | | | | | 100% Alberta School Foundation Fund | |
| 215000 | SE-18-26-17-4 | 160.00 Acres | | | | Taxable Total: | 19,180 |
| | F | LAND | | T | 1 | FARMLAND | |
| | | | | | | 100% Alberta School Foundation Fund | |
| 216000 | SW-18-26-17-4 | 160.00 Acres | | | | Taxable Total: | 9,360 |
| | F | LAND | | T | 1 | FARMLAND | |
| | | | | | | 100% Alberta School Foundation Fund | |
| 217000 | NE-19-26-17-4 | 160.00 Acres | | | | Taxable Total: | 20,960 |
| | F | LAND | | T | 1 | FARMLAND | |
| | | | | | | 100% Alberta School Foundation Fund | |
| 218000 | NW-19-26-17-4 | 159.41 Acres | | | | Taxable Total: | 9,470 |
| | F | LAND | | T | 1 | FARMLAND | |
| | | | | | | 100% Alberta School Foundation Fund | |
| | | | | | | Taxable Total: | 12,850 |



2020 Assessment Roll (Valuation Date 1-July, 2020) 2021 Taxation Year, Wheatland County

Assessment Year: 2020
Tax Year: 2021

| Roll | Legal Address | | | | | | Total |
|--------|---------------|--------------|---|---|-------------------------------------|----------------|--------|
| 219000 | SE-19-26-17-4 | 156.06 Acres | | | | | |
| | F | LAND | T | 1 | FARMLAND | Taxable Total: | 9,130 |
| | | | | | 100% Alberta School Foundation Fund | | |
| 220000 | SW-19-26-17-4 | 160.00 Acres | | | | | |
| | F | LAND | T | 1 | FARMLAND | Taxable Total: | 21,320 |
| | | | | | 100% Alberta School Foundation Fund | | |
| 221000 | NE-20-26-17-4 | 160.00 Acres | | | | | |
| | F | LAND | T | 1 | FARMLAND | Taxable Total: | 8,730 |
| | | | | | 100% Alberta School Foundation Fund | | |
| 222000 | NW-20-26-17-4 | 160.00 Acres | | | | | |
| | F | LAND | T | 1 | FARMLAND | Taxable Total: | 9,360 |
| | | | | | 100% Alberta School Foundation Fund | | |
| 223000 | SE-20-26-17-4 | 160.00 Acres | | | | | |
| | F | LAND | T | 1 | FARMLAND | Taxable Total: | 9,040 |
| | | | | | 100% Alberta School Foundation Fund | | |
| 224000 | SW-20-26-17-4 | 160.00 Acres | | | | | |
| | F | LAND | T | 1 | FARMLAND | Taxable Total: | 9,150 |
| | | | | | 100% Alberta School Foundation Fund | | |
| 225000 | NE-21-26-17-4 | 160.00 Acres | | | | | |
| | F | LAND | T | 1 | FARMLAND | Taxable Total: | 6,470 |
| | | | | | 100% Alberta School Foundation Fund | | |
| 226000 | NW-21-26-17-4 | 160.00 Acres | | | | | |
| | F | LAND | T | 1 | FARMLAND | Taxable Total: | 9,450 |
| | | | | | 100% Alberta School Foundation Fund | | |
| 227000 | SE-21-26-17-4 | 160.00 Acres | | | | | |
| | F | LAND | T | 1 | FARMLAND | Taxable Total: | 8,800 |



2020 Assessment Roll (Valuation Date 1-July, 2020) 2021 Taxation Year, Wheatland County

Assessment Year: 2020
Tax Year: 2021

| Roll | Legal Address | | | | | | Total |
|--------|---------------|--------------|-------------------------------------|----------------|--|--|--------|
| | | | 100% Alberta School Foundation Fund | | | | |
| 228000 | SW-21-26-17-4 | 160.00 Acres | | | | | |
| | F LAND | | T 1 FARMLAND | Taxable Total: | | | 10,000 |
| | | | 100% Alberta School Foundation Fund | | | | |
| 229000 | NE-22-26-17-4 | 160.00 Acres | | | | | |
| | F LAND | | T 1 FARMLAND | Taxable Total: | | | 1,290 |
| | | | 100% Alberta School Foundation Fund | | | | |
| 230000 | NW-22-26-17-4 | 160.00 Acres | | | | | |
| | F LAND | | T 1 FARMLAND | Taxable Total: | | | 2,110 |
| | | | 100% Alberta School Foundation Fund | | | | |
| 231000 | SE-22-26-17-4 | 160.00 Acres | | | | | |
| | F LAND | | T 1 FARMLAND | Taxable Total: | | | 3,050 |
| | | | 100% Alberta School Foundation Fund | | | | |
| 232000 | SW-22-26-17-4 | 160.00 Acres | | | | | |
| | F LAND | | T 1 FARMLAND | Taxable Total: | | | 5,750 |
| | | | 100% Alberta School Foundation Fund | | | | |
| 233000 | NE-23-26-17-4 | 55.00 Acres | WEST OF RIVER | | | | |
| | F LAND | | T 1 FARMLAND | Taxable Total: | | | 1,360 |
| | | | 100% Alberta School Foundation Fund | | | | |
| 234000 | NW-23-26-17-4 | 160.00 Acres | | | | | |
| | F LAND | | T 1 FARMLAND | Taxable Total: | | | 2,470 |
| | | | 100% Alberta School Foundation Fund | | | | |
| 235000 | SE-23-26-17-4 | 54.00 Acres | WEST OF RIVER | | | | |
| | F LAND | | T 1 FARMLAND | Taxable Total: | | | 450 |
| | | | 100% Alberta School Foundation Fund | | | | |
| 236000 | SW-23-26-17-4 | 160.00 Acres | | | | | |



2020 Assessment Roll (Valuation Date 1-July, 2020) 2021 Taxation Year, Wheatland County

Assessment Year: 2020
Tax Year: 2021

| Roll | Legal Address | | | | | | Total |
|--------|---------------|--------------|--|---|-----|-------------------------------------|----------------------|
| | F | LAND | | T | 1 | FARMLAND | |
| | | | | | | 100% Alberta School Foundation Fund | Taxable Total: 940 |
| 237000 | SE-24-26-17-4 | 3.00 Acres | | | | | SOUTHWEST CORNER |
| | F | LAND | | T | 1 | FARMLAND | |
| | | | | | | 100% Alberta School Foundation Fund | Taxable Total: 70 |
| 238000 | SW-24-26-17-4 | 14.00 Acres | | | | | SOUTH OF RIVER |
| | F | LAND | | T | 1 | FARMLAND | |
| | | | | | | 100% Alberta School Foundation Fund | Taxable Total: 360 |
| 239000 | NW-26-26-17-4 | 0.40 Acres | | | | | SOUTHWEST CORNER |
| | R | LAND | | T | 104 | RESIDENTIAL VACANT LAND | |
| | | | | | | 100% Alberta School Foundation Fund | Taxable Total: 500 |
| 240000 | SE-26-26-17-4 | 5.00 Acres | | | | | |
| | F | LAND | | T | 1 | FARMLAND | |
| | | | | | | 100% Alberta School Foundation Fund | Taxable Total: 120 |
| 241000 | SW-26-26-17-4 | 127.00 Acres | | | | | WEST OF RIVER |
| | F | LAND | | T | 1 | FARMLAND | |
| | | | | | | 100% Alberta School Foundation Fund | Taxable Total: 3,040 |
| 242000 | NE-27-26-17-4 | 41.00 Acres | | | | | SOUTHWEST OF RIVER |
| | F | LAND | | T | 1 | FARMLAND | |
| | | | | | | 100% Alberta School Foundation Fund | Taxable Total: 850 |
| 243000 | NW-27-26-17-4 | 129.00 Acres | | | | | WEST OF RIVER |
| | F | LAND | | T | 1 | FARMLAND | |
| | | | | | | 100% Alberta School Foundation Fund | Taxable Total: 1,260 |
| 244000 | SE-27-26-17-4 | 160.00 Acres | | | | | |
| | F | LAND | | T | 1 | FARMLAND | |
| | | | | | | 100% Alberta School Foundation Fund | Taxable Total: 2,290 |



2020 Assessment Roll (Valuation Date 1-July, 2020) 2021 Taxation Year, Wheatland County

Assessment Year: 2020
Tax Year: 2021

| Roll | Legal Address | | | | | | Total |
|--------|---------------|--------------|-------------------------------------|--|----------------|--|-------|
| 245000 | SW-27-26-17-4 | 160.00 Acres | | | | | |
| | F LAND | | T 1 FARMLAND | | Taxable Total: | | 1,080 |
| | | | 100% Alberta School Foundation Fund | | | | |
| 246000 | NE-28-26-17-4 | 160.00 Acres | | | | | |
| | F LAND | | T 1 FARMLAND | | Taxable Total: | | 1,390 |
| | | | 100% Alberta School Foundation Fund | | | | |
| 247000 | NW-28-26-17-4 | 160.00 Acres | | | | | |
| | F LAND | | T 1 FARMLAND | | Taxable Total: | | 5,010 |
| | | | 100% Alberta School Foundation Fund | | | | |
| 248000 | SE-28-26-17-4 | 160.00 Acres | | | | | |
| | F LAND | | T 1 FARMLAND | | Taxable Total: | | 2,960 |
| | | | 100% Alberta School Foundation Fund | | | | |
| 249000 | SW-28-26-17-4 | 160.00 Acres | | | | | |
| | F LAND | | T 1 FARMLAND | | Taxable Total: | | 6,090 |
| | | | 100% Alberta School Foundation Fund | | | | |
| 250000 | NE-29-26-17-4 | 160.00 Acres | | | | | |
| | F LAND | | T 1 FARMLAND | | Taxable Total: | | 8,090 |
| | | | 100% Alberta School Foundation Fund | | | | |
| 251000 | NW-29-26-17-4 | 160.00 Acres | | | | | |
| | F LAND | | T 1 FARMLAND | | Taxable Total: | | 9,890 |
| | | | 100% Alberta School Foundation Fund | | | | |
| 252000 | SE-29-26-17-4 | 160.00 Acres | | | | | |
| | F LAND | | T 1 FARMLAND | | Taxable Total: | | 8,130 |
| | | | 100% Alberta School Foundation Fund | | | | |
| 253000 | SW-29-26-17-4 | 160.00 Acres | | | | | |
| | F LAND | | T 1 FARMLAND | | Taxable Total: | | 9,750 |



2020 Assessment Roll (Valuation Date 1-July, 2020) 2021 Taxation Year, Wheatland County

Assessment Year: 2020
Tax Year: 2021

| Roll | Legal Address | | | | | | Total |
|--------|---------------|--------------|-------------------------------------|----------------|--|--|--------|
| | | | 100% Alberta School Foundation Fund | | | | |
| 254000 | NE-30-26-17-4 | 158.54 Acres | | | | | |
| | F LAND | | T 1 FARMLAND | Taxable Total: | | | 10,300 |
| | | | 100% Alberta School Foundation Fund | | | | |
| 255000 | NW-30-26-17-4 | 150.73 Acres | | | | | |
| | F LAND | | T 1 FARMLAND | Taxable Total: | | | 10,450 |
| | | | 100% Alberta School Foundation Fund | | | | |
| 256000 | SE-30-26-17-4 | 160.00 Acres | | | | | |
| | F LAND | | T 1 FARMLAND | Taxable Total: | | | 9,750 |
| | | | 100% Alberta School Foundation Fund | | | | |
| 257000 | SW-30-26-17-4 | 144.14 Acres | | | | | |
| | F LAND | | T 1 FARMLAND | Taxable Total: | | | 9,840 |
| | | | 100% Alberta School Foundation Fund | | | | |
| 258000 | NE-31-26-17-4 | 154.23 Acres | | | | | |
| | F LAND | | T 1 FARMLAND | Taxable Total: | | | 9,120 |
| | | | 100% Alberta School Foundation Fund | | | | |
| 259000 | NW-31-26-17-4 | 159.00 Acres | | | | | |
| | F LAND | | T 1 FARMLAND | Taxable Total: | | | 10,880 |
| | | | 100% Alberta School Foundation Fund | | | | |
| 260000 | SE-31-26-17-4 | 150.00 Acres | | | | | |
| | F LAND | | T 1 FARMLAND | Taxable Total: | | | 9,190 |
| | | | 100% Alberta School Foundation Fund | | | | |
| 261000 | SW-31-26-17-4 | 160.00 Acres | | | | | |
| | F LAND | | T 1 FARMLAND | Taxable Total: | | | 10,620 |
| | | | 100% Alberta School Foundation Fund | | | | |
| 262000 | NE-32-26-17-4 | 155.96 Acres | | | | | |



2020 Assessment Roll (Valuation Date 1-July, 2020) 2021 Taxation Year, Wheatland County

Assessment Year: 2020
Tax Year: 2021

| Roll | Legal Address | | | | | | Total |
|--------|---------------|--------------|---|---|-------------------------------------|----------------|-------|
| | F | LAND | T | 1 | FARMLAND | Taxable Total: | 6,390 |
| 263000 | NW-32-26-17-4 | 150.13 Acres | | | 100% Alberta School Foundation Fund | | |
| | F | LAND | T | 1 | FARMLAND | Taxable Total: | 7,690 |
| 264000 | SE-32-26-17-4 | 160.00 Acres | | | 100% Alberta School Foundation Fund | | |
| | F | LAND | T | 1 | FARMLAND | Taxable Total: | 7,200 |
| 265000 | SW-32-26-17-4 | 160.00 Acres | | | 100% Alberta School Foundation Fund | | |
| | F | LAND | T | 1 | FARMLAND | Taxable Total: | 7,040 |
| 266000 | NE-33-26-17-4 | 90.00 Acres | | | 100% Alberta School Foundation Fund | | |
| | F | LAND | T | 1 | FARMLAND | Taxable Total: | 1,660 |
| 267000 | NW-33-26-17-4 | 159.00 Acres | | | 100% Alberta School Foundation Fund | | |
| | F | LAND | T | 1 | FARMLAND | Taxable Total: | 4,050 |
| 268000 | SE-33-26-17-4 | 160.00 Acres | | | 100% Alberta School Foundation Fund | | |
| | F | LAND | T | 1 | FARMLAND | Taxable Total: | 1,020 |
| 269000 | SW-33-26-17-4 | 160.00 Acres | | | 100% Alberta School Foundation Fund | | |
| | F | LAND | T | 1 | FARMLAND | Taxable Total: | 3,980 |
| 270000 | NW-34-26-17-4 | 9.00 Acres | | | 100% Alberta School Foundation Fund | | |
| | F | LAND | T | 1 | FARMLAND | Taxable Total: | 230 |
| | | | | | 100% Alberta School Foundation Fund | | |



2020 Assessment Roll (Valuation Date 1-July, 2020) 2021 Taxation Year, Wheatland County

Assessment Year: 2020
Tax Year: 2021

| Roll | Legal Address | | | | | Total |
|--------|---------------------------------|--------------|---------------------------------------|--|----------------|---------|
| 271000 | SW-34-26-17-4 | 47.00 Acres | WEST OF RIVER | | | |
| | F LAND & IMPROVEMENTS | | T 1 FARMLAND | | | 740 |
| | R | | T 103 RESIDENTIAL LAND & IMPROVEMENTS | | | 76,660 |
| | | | Taxable Total: | | | 77,400 |
| | R | | E 901 RURAL RESIDENCE EXEMPTION (RAP) | | | 11,840 |
| | | | 100% Alberta School Foundation Fund | | Totals: | 89,240 |
| 272000 | SW-3-27-17-4 | 25.00 Acres | SOUTHWST CRNER, SOUTH OF RIVER | | | |
| | F LAND | | T 1 FARMLAND | | Taxable Total: | 160 |
| | | | 100% Alberta School Foundation Fund | | | |
| 273000 | NE-4-27-17-4 | 34.78 Acres | SOUTHWST CRNER, SOUTH OF RIVER | | | |
| | F LAND | | T 1 FARMLAND | | Taxable Total: | 440 |
| | | | 100% Alberta School Foundation Fund | | | |
| 274000 | NW-4-27-17-4 | 125.40 Acres | SOUTH & WEST OF RIVER | | | |
| | F LAND | | T 1 FARMLAND | | Taxable Total: | 2,320 |
| | | | 100% Alberta School Foundation Fund | | | |
| 275000 | SE-4-27-17-4 270041A HWY 848 | 141.93 Acres | SOUTHWEST OF RIVER | | | |
| | F LAND & IMPROVEMENTS | | T 1 FARMLAND | | | 2,810 |
| | R | | T 103 RESIDENTIAL LAND & IMPROVEMENTS | | | 77,500 |
| | | | Taxable Total: | | | 80,310 |
| | R | | E 901 RURAL RESIDENCE EXEMPTION (RAP) | | | 66,000 |
| | R | | E 903 FARM BUILDING EXEMPT | | | 4,420 |
| | | | 100% Alberta School Foundation Fund | | Exempt Total: | 70,420 |
| | | | Totals: | | | 150,730 |
| 276000 | 4839BM OT SE-4-27-17-4 | 0.70 Acres | FERRY GROUND SITE | | | |
| | NR LAND | | E 150 CROWN LAND & IMPR. EXEMPT | | Exempt Total: | 13,380 |
| | | | 100% Alberta School Foundation Fund | | | |
| 277000 | SW-4-27-17-4 | 153.46 Acres | | | | |
| | F LAND | | T 1 FARMLAND | | Taxable Total: | 5,770 |
| | | | 100% Alberta School Foundation Fund | | | |



2020 Assessment Roll (Valuation Date 1-July, 2020) 2021 Taxation Year, Wheatland County

Assessment Year: 2020
Tax Year: 2021

| Roll | Legal Address | | | | | | Total |
|--------|---------------|--------------|-------------------------------------|--|----------------|--|--------|
| 278000 | NE-5-27-17-4 | 160.00 Acres | | | | | |
| | F LAND | | T 1 FARMLAND | | Taxable Total: | | 6,220 |
| | | | 100% Alberta School Foundation Fund | | | | |
| 279000 | NW-5-27-17-4 | 160.00 Acres | | | | | |
| | F LAND | | T 1 FARMLAND | | Taxable Total: | | 7,120 |
| | | | 100% Alberta School Foundation Fund | | | | |
| 280000 | SE-5-27-17-4 | 160.00 Acres | | | | | |
| | F LAND | | T 1 FARMLAND | | Taxable Total: | | 5,580 |
| | | | 100% Alberta School Foundation Fund | | | | |
| 281000 | SW-5-27-17-4 | 160.00 Acres | | | | | |
| | F LAND | | T 1 FARMLAND | | Taxable Total: | | 9,740 |
| | | | 100% Alberta School Foundation Fund | | | | |
| 282000 | NE-6-27-17-4 | 160.00 Acres | | | | | |
| | F LAND | | T 1 FARMLAND | | Taxable Total: | | 8,920 |
| | | | 100% Alberta School Foundation Fund | | | | |
| 283000 | NW-6-27-17-4 | 160.00 Acres | | | | | |
| | F LAND | | T 1 FARMLAND | | Taxable Total: | | 7,880 |
| | | | 100% Alberta School Foundation Fund | | | | |
| 284000 | SE-6-27-17-4 | 160.00 Acres | | | | | |
| | F LAND | | T 1 FARMLAND | | Taxable Total: | | 11,560 |
| | | | 100% Alberta School Foundation Fund | | | | |
| 285000 | SW-6-27-17-4 | 160.00 Acres | | | | | |
| | F LAND | | T 1 FARMLAND | | Taxable Total: | | 9,250 |
| | | | 100% Alberta School Foundation Fund | | | | |
| 286000 | NE-7-27-17-4 | 124.80 Acres | SOUTH OF RIVER | | | | |
| | F LAND | | T 1 FARMLAND | | Taxable Total: | | 1,820 |



2020 Assessment Roll (Valuation Date 1-July, 2020) 2021 Taxation Year, Wheatland County

Assessment Year: 2020
Tax Year: 2021

| Roll | Legal Address | | | | | | Total |
|-------------------------------------|---------------------------|------|-------------------------------------|---|----------|----------------|-------|
| 287000 | NW-7-27-17-4 157.70 Acres | | 100% Alberta School Foundation Fund | | | | |
| | | | SOUTHWEST OF RIVER | | | | |
| | F | LAND | T | 1 | FARMLAND | Taxable Total: | 3,180 |
| 100% Alberta School Foundation Fund | | | | | | | |
| 288000 | SE-7-27-17-4 160.00 Acres | | | | | | |
| | | | | | | | |
| | F | LAND | T | 1 | FARMLAND | Taxable Total: | 6,840 |
| 100% Alberta School Foundation Fund | | | | | | | |
| 289000 | SW-7-27-17-4 160.00 Acres | | | | | | |
| | | | | | | | |
| | F | LAND | T | 1 | FARMLAND | Taxable Total: | 5,000 |
| 100% Alberta School Foundation Fund | | | | | | | |
| 290000 | NE-8-27-17-4 12.20 Acres | | | | | | |
| | | | SOUTHWEST CORNER | | | | |
| | F | LAND | T | 1 | FARMLAND | Taxable Total: | 320 |
| 100% Alberta School Foundation Fund | | | | | | | |
| 291000 | NW-8-27-17-4 88.70 Acres | | | | | | |
| | | | SOUTH HALF, SOUTH OF RIVER | | | | |
| | F | LAND | T | 1 | FARMLAND | Taxable Total: | 2,220 |
| 100% Alberta School Foundation Fund | | | | | | | |
| 292000 | SE-8-27-17-4 90.20 Acres | | | | | | |
| | | | SOUTHWEST OF RIVER | | | | |
| | F | LAND | T | 1 | FARMLAND | Taxable Total: | 1,300 |
| 100% Alberta School Foundation Fund | | | | | | | |
| 293000 | SW-8-27-17-4 160.00 Acres | | | | | | |
| | | | | | | | |
| | F | LAND | T | 1 | FARMLAND | Taxable Total: | 2,570 |
| 100% Alberta School Foundation Fund | | | | | | | |
| 294000 | SW-18-27-17-4 18.70 Acres | | | | | | |
| | | | SOUTHWEST CORNER, SOUTH OF RVR | | | | |
| | F | LAND | T | 1 | FARMLAND | Taxable Total: | 480 |
| 100% Alberta School Foundation Fund | | | | | | | |
| 295000 | NE-1-24-18-4 160.00 Acres | | | | | | |



2020 Assessment Roll (Valuation Date 1-July, 2020) 2021 Taxation Year, Wheatland County

Assessment Year: 2020
Tax Year: 2021

| Roll | Legal Address | | | | | Total |
|--------|--------------------------------------|---------------------|---|-----|-------------------------------------|------------------------|
| | F | LAND | T | 1 | FARMLAND | |
| | | | | | 100% Alberta School Foundation Fund | Taxable Total: 25,620 |
| 296000 | NW-1-24-18-4 | 160.00 Acres | | | | |
| | F | LAND | T | 1 | FARMLAND | |
| | | | | | 100% Alberta School Foundation Fund | Taxable Total: 27,770 |
| 297000 | SE-1-24-18-4 | 158.00 Acres | | | | |
| | F | LAND | T | 1 | FARMLAND | |
| | | | | | 100% Alberta School Foundation Fund | Taxable Total: 25,340 |
| 298000 | SW-1-24-18-4 | 158.00 Acres | | | | |
| | F | LAND | T | 1 | FARMLAND | |
| | | | | | 100% Alberta School Foundation Fund | Taxable Total: 28,250 |
| 299000 | NE-2-24-18-4 | 160.00 Acres | | | | |
| | F | LAND | T | 1 | FARMLAND | |
| | | | | | 100% Alberta School Foundation Fund | Taxable Total: 29,490 |
| 300000 | NW-2-24-18-4 | 160.00 Acres | | | | |
| | F | LAND | T | 1 | FARMLAND | |
| | | | | | 100% Alberta School Foundation Fund | Taxable Total: 29,270 |
| 301000 | SE-2-24-18-4 | 139.72 Acres | | | | |
| | F | LAND | T | 1 | FARMLAND | |
| | | | | | 100% Alberta School Foundation Fund | Taxable Total: 20,850 |
| 301010 | 0610074 1 1 SE-2-24-18-4 18.28 Acres | | | | | SE CORNER |
| | 181008 HWY 561 | | | | | |
| | F | LAND & IMPROVEMENTS | T | 1 | FARMLAND | 2,230 |
| | R | | T | 103 | RESIDENTIAL LAND & IMPROVEMENTS | 181,820 |
| | | | | | | Taxable Total: 184,050 |
| | R | | E | 901 | RURAL RESIDENCE EXEMPTION (RAP) | 23,080 |
| | R | | E | 903 | FARM BUILDING EXEMPT | 167,220 |
| | | | | | 100% Alberta School Foundation Fund | Exempt Total: 190,300 |
| | | | | | | Totals: 374,350 |



2020 Assessment Roll (Valuation Date 1-July, 2020) 2021 Taxation Year, Wheatland County

Assessment Year: 2020
Tax Year: 2021

| Roll | Legal Address | | | | Total |
|--------|---------------|--------------|-------------------------------------|----------------|--------|
| 302000 | SW-2-24-18-4 | 158.00 Acres | | | |
| | F LAND | | T 1 FARMLAND | Taxable Total: | 25,530 |
| | | | 100% Alberta School Foundation Fund | | |
| 303000 | NE-3-24-18-4 | 160.00 Acres | | | |
| | F LAND | | T 1 FARMLAND | Taxable Total: | 28,610 |
| | | | 100% Alberta School Foundation Fund | | |
| 304000 | NW-3-24-18-4 | 160.00 Acres | | | |
| | F LAND | | T 1 FARMLAND | Taxable Total: | 31,820 |
| | | | 100% Alberta School Foundation Fund | | |
| 305000 | SE-3-24-18-4 | 158.00 Acres | | | |
| | F LAND | | T 1 FARMLAND | Taxable Total: | 30,790 |
| | | | 100% Alberta School Foundation Fund | | |
| 306000 | SW-3-24-18-4 | 158.00 Acres | | | |
| | F LAND | | T 1 FARMLAND | Taxable Total: | 32,940 |
| | | | 100% Alberta School Foundation Fund | | |
| 307000 | NE-4-24-18-4 | 160.00 Acres | | | |
| | F LAND | | T 1 FARMLAND | Taxable Total: | 32,150 |
| | | | 100% Alberta School Foundation Fund | | |
| 308000 | NW-4-24-18-4 | 160.00 Acres | | | |
| | F LAND | | T 1 FARMLAND | Taxable Total: | 27,780 |
| | | | 100% Alberta School Foundation Fund | | |
| 309000 | SE-4-24-18-4 | 158.00 Acres | | | |
| | F LAND | | T 1 FARMLAND | Taxable Total: | 33,180 |
| | | | 100% Alberta School Foundation Fund | | |
| 310000 | SW-4-24-18-4 | 158.00 Acres | | | |
| | F LAND | | T 1 FARMLAND | Taxable Total: | 29,520 |



2020 Assessment Roll (Valuation Date 1-July, 2020) 2021 Taxation Year, Wheatland County

Assessment Year: 2020
Tax Year: 2021

| Roll | Legal Address | | | | | | Total |
|--------|---------------|--------------|-------------------------------------|--|----------------|--|--------|
| | | | 100% Alberta School Foundation Fund | | | | |
| 311000 | NE-5-24-18-4 | 160.00 Acres | | | | | |
| | F LAND | | T 1 FARMLAND | | Taxable Total: | | 31,530 |
| | | | 100% Alberta School Foundation Fund | | | | |
| 312000 | NW-5-24-18-4 | 160.00 Acres | | | | | |
| | F LAND | | T 1 FARMLAND | | Taxable Total: | | 32,870 |
| | | | 100% Alberta School Foundation Fund | | | | |
| 313000 | SE-5-24-18-4 | 158.00 Acres | | | | | |
| | F LAND | | T 1 FARMLAND | | Taxable Total: | | 31,740 |
| | | | 100% Alberta School Foundation Fund | | | | |
| 314000 | SW-5-24-18-4 | 158.00 Acres | | | | | |
| | F LAND | | T 1 FARMLAND | | Taxable Total: | | 32,400 |
| | | | 100% Alberta School Foundation Fund | | | | |
| 315000 | NE-6-24-18-4 | 160.00 Acres | | | | | |
| | F LAND | | T 1 FARMLAND | | Taxable Total: | | 32,140 |
| | | | 100% Alberta School Foundation Fund | | | | |
| 316000 | NW-6-24-18-4 | 160.00 Acres | | | | | |
| | F LAND | | T 1 FARMLAND | | Taxable Total: | | 29,620 |
| | | | 100% Alberta School Foundation Fund | | | | |
| 317000 | SE-6-24-18-4 | 158.00 Acres | | | | | |
| | F LAND | | T 1 FARMLAND | | Taxable Total: | | 30,120 |
| | | | 100% Alberta School Foundation Fund | | | | |
| 318000 | SW-6-24-18-4 | 158.00 Acres | | | | | |
| | F LAND | | T 1 FARMLAND | | Taxable Total: | | 29,650 |
| | | | 100% Alberta School Foundation Fund | | | | |
| 319000 | NE-7-24-18-4 | 159.01 Acres | | | | | |



2020 Assessment Roll (Valuation Date 1-July, 2020) 2021 Taxation Year, Wheatland County

Assessment Year: 2020
Tax Year: 2021

| Roll | Legal Address | | | | | | Total |
|--------|---------------|--------------|---|-----|--------------------------------------|---------------------------------------|--------|
| | F | LAND | T | 1 | FARMLAND | Taxable Total: | 28,260 |
| | | | | | 100% Alberta School Foundation Fund | | |
| 320000 | NW-7-24-18-4 | 160.00 Acres | | | | Sunshine Wind Power Generation Towers | |
| | F | LAND | T | 1 | FARMLAND | | 29,790 |
| | NR | | T | 105 | NON-RESEIDENTIAL LAND & IMPROVEMENTS | | 17,500 |
| | | | | | 100% Alberta School Foundation Fund | Taxable Total: | 47,290 |
| 321000 | SE-7-24-18-4 | 160.00 Acres | | | | | |
| | F | LAND | T | 1 | FARMLAND | Taxable Total: | 29,950 |
| | | | | | 100% Alberta School Foundation Fund | | |
| 322000 | SW-7-24-18-4 | 160.00 Acres | | | | | |
| | F | LAND | T | 1 | FARMLAND | Taxable Total: | 29,460 |
| | | | | | 100% Alberta School Foundation Fund | | |
| 323000 | NE-8-24-18-4 | 160.00 Acres | | | | | |
| | F | LAND | T | 1 | FARMLAND | Taxable Total: | 32,320 |
| | | | | | 100% Alberta School Foundation Fund | | |
| 325000 | NW-8-24-18-4 | 1.00 Acres | | | | NORTHEAST CORNER Sunshine Cemetery | |
| | NR | LAND | E | 159 | CEMETARY EXEMPT | Exempt Total: | 17,500 |
| | | | | | 100% Alberta School Foundation Fund | | |
| 326000 | SE-8-24-18-4 | 160.00 Acres | | | | | |
| | F | LAND | T | 1 | FARMLAND | Taxable Total: | 32,010 |
| | | | | | 100% Alberta School Foundation Fund | | |
| 327000 | SW-8-24-18-4 | 160.00 Acres | | | | | |
| | F | LAND | T | 1 | FARMLAND | Taxable Total: | 32,990 |
| | | | | | 100% Alberta School Foundation Fund | | |
| 328000 | NE-9-24-18-4 | 160.00 Acres | | | | | |
| | F | LAND | T | 1 | FARMLAND | Taxable Total: | 32,410 |
| | | | | | 100% Alberta School Foundation Fund | | |



2020 Assessment Roll (Valuation Date 1-July, 2020) 2021 Taxation Year, Wheatland County

Assessment Year: 2020
Tax Year: 2021

| Roll | Legal Address | | | | | | Total |
|--------|---------------|--------------|-------------------------------------|--|----------------|--|--------|
| 329000 | NW-9-24-18-4 | 160.00 Acres | | | | | |
| | F LAND | | T 1 FARMLAND | | Taxable Total: | | 30,830 |
| | | | 100% Alberta School Foundation Fund | | | | |
| 330000 | SE-9-24-18-4 | 160.00 Acres | | | | | |
| | F LAND | | T 1 FARMLAND | | Taxable Total: | | 35,380 |
| | | | 100% Alberta School Foundation Fund | | | | |
| 331000 | SW-9-24-18-4 | 160.00 Acres | | | | | |
| | F LAND | | T 1 FARMLAND | | Taxable Total: | | 31,210 |
| | | | 100% Alberta School Foundation Fund | | | | |
| 332000 | NE-10-24-18-4 | 160.00 Acres | | | | | |
| | F LAND | | T 1 FARMLAND | | Taxable Total: | | 23,290 |
| | | | 100% Alberta School Foundation Fund | | | | |
| 333000 | NW-10-24-18-4 | 160.00 Acres | | | | | |
| | F LAND | | T 1 FARMLAND | | Taxable Total: | | 27,930 |
| | | | 100% Alberta School Foundation Fund | | | | |
| 334000 | SE-10-24-18-4 | 160.00 Acres | | | | | |
| | F LAND | | T 1 FARMLAND | | Taxable Total: | | 27,600 |
| | | | 100% Alberta School Foundation Fund | | | | |
| 335000 | SW-10-24-18-4 | 160.00 Acres | | | | | |
| | F LAND | | T 1 FARMLAND | | Taxable Total: | | 31,110 |
| | | | 100% Alberta School Foundation Fund | | | | |
| 336000 | NE-11-24-18-4 | 160.00 Acres | | | | | |
| | F LAND | | T 1 FARMLAND | | Taxable Total: | | 32,460 |
| | | | 100% Alberta School Foundation Fund | | | | |
| 337000 | NW-11-24-18-4 | 160.00 Acres | | | | | |
| | F LAND | | T 1 FARMLAND | | Taxable Total: | | 25,000 |



2020 Assessment Roll (Valuation Date 1-July, 2020) 2021 Taxation Year, Wheatland County

Assessment Year: 2020
Tax Year: 2021

| Roll | Legal Address | | | | | | Total |
|--------|---------------|--------------|-------------------------------------|----------------|--|--|--------|
| | | | 100% Alberta School Foundation Fund | | | | |
| 338000 | SE-11-24-18-4 | 160.00 Acres | | | | | |
| | F LAND | | T 1 FARMLAND | Taxable Total: | | | 29,770 |
| | | | 100% Alberta School Foundation Fund | | | | |
| 339000 | SW-11-24-18-4 | 160.00 Acres | | | | | |
| | F LAND | | T 1 FARMLAND | Taxable Total: | | | 26,950 |
| | | | 100% Alberta School Foundation Fund | | | | |
| 340000 | NE-12-24-18-4 | 160.00 Acres | | | | | |
| | F LAND | | T 1 FARMLAND | Taxable Total: | | | 30,330 |
| | | | 100% Alberta School Foundation Fund | | | | |
| 341000 | NW-12-24-18-4 | 160.00 Acres | | | | | |
| | F LAND | | T 1 FARMLAND | Taxable Total: | | | 31,200 |
| | | | 100% Alberta School Foundation Fund | | | | |
| 342000 | SE-12-24-18-4 | 160.00 Acres | | | | | |
| | F LAND | | T 1 FARMLAND | Taxable Total: | | | 28,300 |
| | | | 100% Alberta School Foundation Fund | | | | |
| 343000 | SW-12-24-18-4 | 160.00 Acres | | | | | |
| | F LAND | | T 1 FARMLAND | Taxable Total: | | | 28,770 |
| | | | 100% Alberta School Foundation Fund | | | | |
| 344000 | NE-13-24-18-4 | 160.00 Acres | | | | | |
| | F LAND | | T 1 FARMLAND | Taxable Total: | | | 24,340 |
| | | | 100% Alberta School Foundation Fund | | | | |
| 345000 | NW-13-24-18-4 | 160.00 Acres | | | | | |
| | F LAND | | T 1 FARMLAND | Taxable Total: | | | 24,050 |
| | | | 100% Alberta School Foundation Fund | | | | |
| 346000 | SE-13-24-18-4 | 160.00 Acres | | | | | |



2020 Assessment Roll (Valuation Date 1-July, 2020) 2021 Taxation Year, Wheatland County

Assessment Year: 2020
Tax Year: 2021

| Roll | Legal Address | | | | | | Total |
|--------|---------------|--------------|---|---|-------------------------------------|----------------|--------|
| | F | LAND | T | 1 | FARMLAND | Taxable Total: | 25,460 |
| 347000 | SW-13-24-18-4 | 160.00 Acres | | | 100% Alberta School Foundation Fund | | |
| | F | LAND | T | 1 | FARMLAND | Taxable Total: | 28,370 |
| 348000 | NE-14-24-18-4 | 160.00 Acres | | | 100% Alberta School Foundation Fund | | |
| | F | LAND | T | 1 | FARMLAND | Taxable Total: | 28,560 |
| 349000 | NW-14-24-18-4 | 160.00 Acres | | | 100% Alberta School Foundation Fund | | |
| | F | LAND | T | 1 | FARMLAND | Taxable Total: | 27,350 |
| 350000 | SE-14-24-18-4 | 160.00 Acres | | | 100% Alberta School Foundation Fund | | |
| | F | LAND | T | 1 | FARMLAND | Taxable Total: | 31,390 |
| 351000 | SW-14-24-18-4 | 160.00 Acres | | | 100% Alberta School Foundation Fund | | |
| | F | LAND | T | 1 | FARMLAND | Taxable Total: | 29,650 |
| 352000 | NE-15-24-18-4 | 160.00 Acres | | | 100% Alberta School Foundation Fund | | |
| | F | LAND | T | 1 | FARMLAND | Taxable Total: | 30,600 |
| 353000 | NW-15-24-18-4 | 160.00 Acres | | | 100% Alberta School Foundation Fund | | |
| | F | LAND | T | 1 | FARMLAND | Taxable Total: | 29,990 |
| 354000 | SE-15-24-18-4 | 160.00 Acres | | | 100% Alberta School Foundation Fund | | |
| | F | LAND | T | 1 | FARMLAND | Taxable Total: | 31,290 |
| | | | | | 100% Alberta School Foundation Fund | | |



2020 Assessment Roll (Valuation Date 1-July, 2020) 2021 Taxation Year, Wheatland County

Assessment Year: 2020
Tax Year: 2021

| Roll | Legal Address | | | | | | Total |
|--------|--|---------------------|---|---|-------------------------------------|--------------------------------------|--------|
| 355000 | SW-15-24-18-4 | 160.00 Acres | | | | | |
| | F | LAND | T | 1 | FARMLAND | Taxable Total: | 30,510 |
| | | | | | 100% Alberta School Foundation Fund | | |
| 356000 | NE-16-24-18-4 | 160.00 Acres | | | | | |
| | F | LAND | T | 1 | FARMLAND | Taxable Total: | 30,980 |
| | | | | | 100% Alberta School Foundation Fund | | |
| 357000 | NW-16-24-18-4 | 160.00 Acres | | | | | |
| | F | LAND | T | 1 | FARMLAND | Taxable Total: | 28,920 |
| | | | | | 100% Alberta School Foundation Fund | | |
| 358000 | SE-16-24-18-4 | 160.00 Acres | | | | | |
| | F | LAND | T | 1 | FARMLAND | Taxable Total: | 33,710 |
| | | | | | 100% Alberta School Foundation Fund | | |
| 359000 | SW-16-24-18-4 | 160.00 Acres | | | | | |
| | F | LAND | T | 1 | FARMLAND | Taxable Total: | 33,710 |
| | | | | | 100% Alberta School Foundation Fund | | |
| 360000 | NE-17-24-18-4 | 160.00 Acres | | | | | |
| | F | LAND | T | 1 | FARMLAND | Taxable Total: | 31,790 |
| | | | | | 100% Alberta School Foundation Fund | | |
| 361000 | NW-17-24-18-4 | 160.00 Acres | | | | | |
| | F | LAND | T | 1 | FARMLAND | Taxable Total: | 28,070 |
| | | | | | 100% Alberta School Foundation Fund | | |
| 362000 | SE-17-24-18-4 | 160.00 Acres | | | | | |
| | F | LAND | T | 1 | FARMLAND | Taxable Total: | 31,320 |
| | | | | | 100% Alberta School Foundation Fund | | |
| 363000 | 1910657 1 2 SW-17-24-18-4 323.93 Acres | | | | | | |
| | 241077 RGE RD 185 | | | | | | |
| | F | LAND & IMPROVEMENTS | T | 1 | FARMLAND | Sunshine Colony & Carpentry Business | 48,760 |



2020 Assessment Roll (Valuation Date 1-July, 2020) 2021 Taxation Year, Wheatland County

Assessment Year: 2020
Tax Year: 2021

| Roll | Legal Address | | | | | Total |
|--------|---------------|--------------|---|-----|-------------------------------------|-----------|
| | R | | T | 103 | RESIDENTIAL LAND & IMPROVEMENTS | 1,772,350 |
| | NR | | T | 105 | NON-RESEDENTIAL LAND & IMPROVEMENTS | 1,022,430 |
| | | | | | Taxable Total: | 2,843,540 |
| | NR | | E | 156 | SCHOOLS EXEMPT | 474,630 |
| | R | | E | 901 | RURAL RESIDENCE EXEMPTION (RAP) | 769,250 |
| | R | | E | 903 | FARM BUILDING EXEMPT | 671,160 |
| | | | | | 100% Alberta School Foundation Fund | 1,915,040 |
| | | | | | Exempt Total: | 1,915,040 |
| | | | | | Totals: | 4,758,580 |
| 364000 | NE-18-24-18-4 | 160.00 Acres | | | | |
| | F | LAND | T | 1 | FARMLAND | |
| | | | | | 100% Alberta School Foundation Fund | |
| | | | | | Taxable Total: | 18,900 |
| 365000 | NW-18-24-18-4 | 160.00 Acres | | | | |
| | F | LAND | T | 1 | FARMLAND | |
| | | | | | 100% Alberta School Foundation Fund | |
| | | | | | Taxable Total: | 9,680 |
| 366000 | SE-18-24-18-4 | 160.00 Acres | | | | |
| | F | LAND | T | 1 | FARMLAND | |
| | | | | | 100% Alberta School Foundation Fund | |
| | | | | | Taxable Total: | 18,150 |
| 367000 | SW-18-24-18-4 | 160.00 Acres | | | | |
| | F | LAND | T | 1 | FARMLAND | |
| | | | | | 100% Alberta School Foundation Fund | |
| | | | | | Taxable Total: | 22,310 |
| 368000 | NE-19-24-18-4 | 160.00 Acres | | | | |
| | F | LAND | T | 1 | FARMLAND | |
| | | | | | 100% Alberta School Foundation Fund | |
| | | | | | Taxable Total: | 19,490 |
| 369000 | NW-19-24-18-4 | 160.00 Acres | | | | |
| | F | LAND | T | 1 | FARMLAND | |
| | | | | | 100% Alberta School Foundation Fund | |
| | | | | | Taxable Total: | 17,820 |
| 370000 | SE-19-24-18-4 | 160.00 Acres | | | | |
| | F | LAND | T | 1 | FARMLAND | |
| | | | | | 100% Alberta School Foundation Fund | |
| | | | | | Taxable Total: | 23,870 |



2020 Assessment Roll (Valuation Date 1-July, 2020) 2021 Taxation Year, Wheatland County

Assessment Year: 2020
Tax Year: 2021

| Roll | Legal Address | | | | | | Total |
|--------|---------------|--------------|---|---|-------------------------------------|----------------|--------|
| 371000 | SW-19-24-18-4 | 160.00 Acres | | | | | |
| | F | LAND | T | 1 | FARMLAND | Taxable Total: | 8,420 |
| | | | | | 100% Alberta School Foundation Fund | | |
| 372000 | NE-20-24-18-4 | 160.00 Acres | | | | | |
| | F | LAND | T | 1 | FARMLAND | Taxable Total: | 29,150 |
| | | | | | 100% Alberta School Foundation Fund | | |
| 373000 | NW-20-24-18-4 | 160.00 Acres | | | | | |
| | F | LAND | T | 1 | FARMLAND | Taxable Total: | 28,430 |
| | | | | | 100% Alberta School Foundation Fund | | |
| 374000 | SE-20-24-18-4 | 160.00 Acres | | | | | |
| | F | LAND | T | 1 | FARMLAND | Taxable Total: | 25,320 |
| | | | | | 100% Alberta School Foundation Fund | | |
| 375000 | SW-20-24-18-4 | 160.00 Acres | | | | | |
| | F | LAND | T | 1 | FARMLAND | Taxable Total: | 30,430 |
| | | | | | 100% Alberta School Foundation Fund | | |
| 376000 | NE-21-24-18-4 | 155.93 Acres | | | | | |
| | F | LAND | T | 1 | FARMLAND | Taxable Total: | 27,690 |
| | | | | | 100% Alberta School Foundation Fund | | |
| 377000 | NW-21-24-18-4 | 157.25 Acres | | | | | |
| | F | LAND | T | 1 | FARMLAND | Taxable Total: | 29,340 |
| | | | | | 100% Alberta School Foundation Fund | | |
| 378000 | SE-21-24-18-4 | 160.00 Acres | | | | | |
| | F | LAND | T | 1 | FARMLAND | Taxable Total: | 27,240 |
| | | | | | 100% Alberta School Foundation Fund | | |
| 379000 | SW-21-24-18-4 | 160.00 Acres | | | | | |
| | F | LAND | T | 1 | FARMLAND | Taxable Total: | 29,250 |



2020 Assessment Roll (Valuation Date 1-July, 2020) 2021 Taxation Year, Wheatland County

Assessment Year: 2020
Tax Year: 2021

| Roll | Legal Address | | | | | | Total |
|--------|------------------------------------|--------------|-------------------------------------|---|----------|----------------|--------|
| | | | 100% Alberta School Foundation Fund | | | | |
| 380000 | NE-22-24-18-4 | 160.00 Acres | | | | | |
| | F LAND | | T | 1 | FARMLAND | Taxable Total: | 24,890 |
| | | | 100% Alberta School Foundation Fund | | | | |
| 381000 | NW-22-24-18-4 | 157.35 Acres | | | | | |
| | F LAND | | T | 1 | FARMLAND | Taxable Total: | 21,230 |
| | | | 100% Alberta School Foundation Fund | | | | |
| 382000 | SE-22-24-18-4 | 160.00 Acres | | | | | |
| | F LAND | | T | 1 | FARMLAND | Taxable Total: | 26,870 |
| | | | 100% Alberta School Foundation Fund | | | | |
| 383000 | SW-22-24-18-4 | 160.00 Acres | | | | | |
| | F LAND | | T | 1 | FARMLAND | Taxable Total: | 27,970 |
| | | | 100% Alberta School Foundation Fund | | | | |
| 384000 | NE-23-24-18-4 181039 TWP RD 244 | 160.00 Acres | | | | | |
| | F LAND | | T | 1 | FARMLAND | Taxable Total: | 27,160 |
| | | | 100% Alberta School Foundation Fund | | | | |
| 385000 | NW-23-24-18-4 | 160.00 Acres | | | | | |
| | F LAND | | T | 1 | FARMLAND | Taxable Total: | 31,690 |
| | | | 100% Alberta School Foundation Fund | | | | |
| 386000 | SE-23-24-18-4 | 160.00 Acres | | | | | |
| | F LAND | | T | 1 | FARMLAND | Taxable Total: | 28,550 |
| | | | 100% Alberta School Foundation Fund | | | | |
| 387000 | SW-23-24-18-4 | 160.00 Acres | | | | | |
| | F LAND | | T | 1 | FARMLAND | Taxable Total: | 28,940 |
| | | | 100% Alberta School Foundation Fund | | | | |
| 388000 | NE-24-24-18-4 | 160.00 Acres | | | | | |



2020 Assessment Roll (Valuation Date 1-July, 2020) 2021 Taxation Year, Wheatland County

Assessment Year: 2020
Tax Year: 2021

| Roll | Legal Address | | | | | | Total |
|--------|---------------|--------------|---|---|-------------------------------------|----------------|--------|
| | F | LAND | T | 1 | FARMLAND | Taxable Total: | 24,050 |
| | | | | | 100% Alberta School Foundation Fund | | |
| 389000 | NW-24-24-18-4 | 160.00 Acres | | | | | |
| | F | LAND | T | 1 | FARMLAND | Taxable Total: | 29,010 |
| | | | | | 100% Alberta School Foundation Fund | | |
| 390000 | SE-24-24-18-4 | 160.00 Acres | | | | | |
| | F | LAND | T | 1 | FARMLAND | Taxable Total: | 23,330 |
| | | | | | 100% Alberta School Foundation Fund | | |
| 391000 | SW-24-24-18-4 | 160.00 Acres | | | | | |
| | F | LAND | T | 1 | FARMLAND | Taxable Total: | 28,570 |
| | | | | | 100% Alberta School Foundation Fund | | |
| 392000 | NE-25-24-18-4 | 160.00 Acres | | | | | |
| | F | LAND | T | 1 | FARMLAND | Taxable Total: | 24,050 |
| | | | | | 100% Alberta School Foundation Fund | | |
| 393000 | NW-25-24-18-4 | 160.00 Acres | | | | | |
| | F | LAND | T | 1 | FARMLAND | Taxable Total: | 24,710 |
| | | | | | 100% Alberta School Foundation Fund | | |
| 394000 | SE-25-24-18-4 | 160.00 Acres | | | | | |
| | F | LAND | T | 1 | FARMLAND | Taxable Total: | 25,040 |
| | | | | | 100% Alberta School Foundation Fund | | |
| 395000 | SW-25-24-18-4 | 160.00 Acres | | | | | |
| | F | LAND | T | 1 | FARMLAND | Taxable Total: | 25,210 |
| | | | | | 100% Alberta School Foundation Fund | | |
| 396000 | NE-26-24-18-4 | 160.00 Acres | | | | | |
| | F | LAND | T | 1 | FARMLAND | Taxable Total: | 25,610 |
| | | | | | 100% Alberta School Foundation Fund | | |



2020 Assessment Roll (Valuation Date 1-July, 2020) 2021 Taxation Year, Wheatland County

Assessment Year: 2020
Tax Year: 2021

| Roll | Legal Address | | | | | Total |
|--------|---------------|--------------|-------------------------------------|----------------|--------------------------------|--------|
| 397000 | NW-26-24-18-4 | 159.68 Acres | | | | |
| | F LAND | | T 1 FARMLAND | Taxable Total: | | 26,200 |
| | | | 100% Alberta School Foundation Fund | | | |
| 398000 | SE-26-24-18-4 | 160.00 Acres | | | | |
| | F LAND | | T 1 FARMLAND | Taxable Total: | | 30,500 |
| | | | 100% Alberta School Foundation Fund | | | |
| 399000 | SW-26-24-18-4 | 160.00 Acres | | | | |
| | F LAND | | T 1 FARMLAND | Taxable Total: | | 26,370 |
| | | | 100% Alberta School Foundation Fund | | | |
| 400000 | NE-27-24-18-4 | 156.67 Acres | | | | |
| | F LAND | | T 1 FARMLAND | Taxable Total: | | 28,020 |
| | | | 100% Alberta School Foundation Fund | | | |
| 401000 | NW-27-24-18-4 | 160.00 Acres | | | | |
| | F LAND | | T 1 FARMLAND | Taxable Total: | | 30,810 |
| | | | 100% Alberta School Foundation Fund | | | |
| 402000 | SE-27-24-18-4 | 157.84 Acres | | | | |
| | F LAND | | T 1 FARMLAND | Taxable Total: | | 28,650 |
| | | | 100% Alberta School Foundation Fund | | | |
| 403000 | SW-27-24-18-4 | 157.75 Acres | | | | |
| | F LAND | | T 1 FARMLAND | Taxable Total: | | 31,140 |
| | | | 100% Alberta School Foundation Fund | | | |
| 404000 | NE-28-24-18-4 | 156.89 Acres | | | CNTRL EAST PRTN, SOUTH OF ROAD | |
| | F LAND | | T 1 FARMLAND | Taxable Total: | | 20,970 |
| | | | 100% Alberta School Foundation Fund | | | |
| 406000 | NW-28-24-18-4 | 160.00 Acres | | | | |
| | F LAND | | T 1 FARMLAND | Taxable Total: | | 20,650 |



2020 Assessment Roll (Valuation Date 1-July, 2020) 2021 Taxation Year, Wheatland County

Assessment Year: 2020
Tax Year: 2021

| Roll | Legal Address | | | | | | Total |
|--------|---------------|--------------|-------------------------------------|--|----------------|--|--------|
| | | | 100% Alberta School Foundation Fund | | | | |
| 407000 | SE-28-24-18-4 | 155.93 Acres | | | | | |
| | F LAND | | T 1 FARMLAND | | Taxable Total: | | 24,090 |
| | | | 100% Alberta School Foundation Fund | | | | |
| 408000 | SW-28-24-18-4 | 155.93 Acres | | | | | |
| | F LAND | | T 1 FARMLAND | | Taxable Total: | | 17,700 |
| | | | 100% Alberta School Foundation Fund | | | | |
| 409000 | NE-29-24-18-4 | 160.00 Acres | | | | | |
| | F LAND | | T 1 FARMLAND | | Taxable Total: | | 28,320 |
| | | | 100% Alberta School Foundation Fund | | | | |
| 410000 | NW-29-24-18-4 | 160.00 Acres | | | | | |
| | F LAND | | T 1 FARMLAND | | Taxable Total: | | 10,000 |
| | | | 100% Alberta School Foundation Fund | | | | |
| 411000 | SE-29-24-18-4 | 80.37 Acres | SOUTH OF ROAD | | | | |
| | F LAND | | T 1 FARMLAND | | Taxable Total: | | 15,210 |
| | | | 100% Alberta School Foundation Fund | | | | |
| 412000 | SE-29-24-18-4 | 69.30 Acres | NORTH OF ROAD | | | | |
| | F LAND | | T 1 FARMLAND | | Taxable Total: | | 12,090 |
| | | | 100% Alberta School Foundation Fund | | | | |
| 413000 | SE-29-24-18-4 | 6.32 Acres | SOUTHWEST CORNER | | | | |
| | F LAND | | T 1 FARMLAND | | Taxable Total: | | 880 |
| | | | 100% Alberta School Foundation Fund | | | | |
| 414000 | SW-29-24-18-4 | 86.20 Acres | NORTH OF ROAD | | | | |
| | F LAND | | T 1 FARMLAND | | Taxable Total: | | 6,310 |
| | | | 100% Alberta School Foundation Fund | | | | |
| 415000 | SW-29-24-18-4 | 69.47 Acres | SOUTH OF ROAD | | | | |



2020 Assessment Roll (Valuation Date 1-July, 2020) 2021 Taxation Year, Wheatland County

Assessment Year: 2020
Tax Year: 2021

| Roll | Legal Address | | | | | | Total |
|--------|---------------|--------------|--|---|---|-------------------------------------|-----------------------|
| | F | LAND | | T | 1 | FARMLAND | |
| | | | | | | 100% Alberta School Foundation Fund | Taxable Total: 13,200 |
| 416000 | NE-30-24-18-4 | 160.00 Acres | | | | | |
| | F | LAND | | T | 1 | FARMLAND | |
| | | | | | | 100% Alberta School Foundation Fund | Taxable Total: 10,000 |
| 417000 | NW-30-24-18-4 | 160.00 Acres | | | | | |
| | F | LAND | | T | 1 | FARMLAND | |
| | | | | | | 100% Alberta School Foundation Fund | Taxable Total: 10,110 |
| 418000 | SE-30-24-18-4 | 78.12 Acres | | | | | |
| | | | | | | | SOUTH OF ROAD |
| | F | LAND | | T | 1 | FARMLAND | |
| | | | | | | 100% Alberta School Foundation Fund | Taxable Total: 7,520 |
| 419000 | SE-30-24-18-4 | 77.88 Acres | | | | | |
| | | | | | | | NORTH OF ROAD |
| | F | LAND | | T | 1 | FARMLAND | |
| | | | | | | 100% Alberta School Foundation Fund | Taxable Total: 4,920 |
| 420000 | SW-30-24-18-4 | 93.38 Acres | | | | | |
| | | | | | | | NORTH OF RIVER |
| | F | LAND | | T | 1 | FARMLAND | |
| | | | | | | 100% Alberta School Foundation Fund | Taxable Total: 6,380 |
| 421000 | SW-30-24-18-4 | 62.39 Acres | | | | | |
| | | | | | | | SOUTH OF RIVER |
| | F | LAND | | T | 1 | FARMLAND | |
| | | | | | | 100% Alberta School Foundation Fund | Taxable Total: 6,120 |
| 422000 | NE-31-24-18-4 | 152.58 Acres | | | | | |
| | F | LAND | | T | 1 | FARMLAND | |
| | | | | | | 100% Alberta School Foundation Fund | Taxable Total: 8,940 |
| 423000 | NW-31-24-18-4 | 160.00 Acres | | | | | |
| | F | LAND | | T | 1 | FARMLAND | |
| | | | | | | 100% Alberta School Foundation Fund | Taxable Total: 29,000 |



2020 Assessment Roll (Valuation Date 1-July, 2020) 2021 Taxation Year, Wheatland County

Assessment Year: 2020
Tax Year: 2021

| Roll | Legal Address | | | | | | Total |
|--------|---------------|---------------------|------------------|---|-------------------------------------|----------------|--------|
| 424000 | SE-31-24-18-4 | 125.77 Acres | SURROUNDING LAKE | | | | |
| | F | LAND | T | 1 | FARMLAND | Taxable Total: | 7,780 |
| | | | | | 100% Alberta School Foundation Fund | | |
| 425000 | SW-31-24-18-4 | 160.00 Acres | | | | | |
| | F | LAND | T | 1 | FARMLAND | Taxable Total: | 10,300 |
| | | | | | 100% Alberta School Foundation Fund | | |
| 426000 | NE-32-24-18-4 | 160.00 Acres | | | | | |
| | F | LAND | T | 1 | FARMLAND | Taxable Total: | 26,680 |
| | | | | | 100% Alberta School Foundation Fund | | |
| 427000 | NW-32-24-18-4 | 160.00 Acres | | | | | |
| | F | LAND | T | 1 | FARMLAND | Taxable Total: | 28,150 |
| | | | | | 100% Alberta School Foundation Fund | | |
| 428000 | SE-32-24-18-4 | 160.00 Acres | | | | | |
| | F | LAND | T | 1 | FARMLAND | Taxable Total: | 27,730 |
| | | | | | 100% Alberta School Foundation Fund | | |
| 429000 | SW-32-24-18-4 | 160.00 Acres | | | | | |
| | F | LAND | T | 1 | FARMLAND | Taxable Total: | 27,270 |
| | | | | | 100% Alberta School Foundation Fund | | |
| 430000 | NE-33-24-18-4 | 160.00 Acres | | | | | |
| | F | LAND | T | 1 | FARMLAND | Taxable Total: | 28,870 |
| | | | | | 100% Alberta School Foundation Fund | | |
| 431000 | NW-33-24-18-4 | 160.00 Acres | | | | | |
| | F | LAND | T | 1 | FARMLAND | Taxable Total: | 30,950 |
| | | | | | 100% Alberta School Foundation Fund | | |
| 432000 | SE-33-24-18-4 | 160.00 Acres | | | | | |
| | | 245026 RGE RD 183 | | | | | |
| | F | LAND & IMPROVEMENTS | T | 1 | FARMLAND | | 28,930 |



2020 Assessment Roll (Valuation Date 1-July, 2020) 2021 Taxation Year, Wheatland County

Assessment Year: 2020
Tax Year: 2021

| Roll | Legal Address | | | | | | Total |
|--------|---------------|---------------------|---|------|---------------------------------|----------------|---------|
| | R | | T | 103 | RESIDENTIAL LAND & IMPROVEMENTS | | 166,860 |
| | | | | | Taxable Total: | | 195,790 |
| | R | | E | 901 | RURAL RESIDENCE EXEMPTION (RAP) | | 61,540 |
| | | | | 100% | Alberta School Foundation Fund | Totals: | 257,330 |
| 433000 | SW-33-24-18-4 | 160.00 Acres | | | | | |
| | F | LAND | T | 1 | FARMLAND | Taxable Total: | 30,980 |
| | | | | 100% | Alberta School Foundation Fund | | |
| 434000 | NE-34-24-18-4 | 157.23 Acres | | | | | |
| | F | LAND | T | 1 | FARMLAND | Taxable Total: | 12,120 |
| | | | | 100% | Alberta School Foundation Fund | | |
| 435000 | NW-34-24-18-4 | 160.00 Acres | | | | | |
| | F | LAND | T | 1 | FARMLAND | Taxable Total: | 29,320 |
| | | | | 100% | Alberta School Foundation Fund | | |
| 436000 | SE-34-24-18-4 | 160.00 Acres | | | | | |
| | F | LAND | T | 1 | FARMLAND | Taxable Total: | 31,610 |
| | | | | 100% | Alberta School Foundation Fund | | |
| 437000 | SW-34-24-18-4 | 160.00 Acres | | | | | |
| | | 244073A RGE RD 183 | | | | | |
| | F | LAND & IMPROVEMENTS | T | 1 | FARMLAND | | 32,650 |
| | R | | T | 103 | RESIDENTIAL LAND & IMPROVEMENTS | | 381,290 |
| | | | | | Taxable Total: | | 413,940 |
| | R | | E | 901 | RURAL RESIDENCE EXEMPTION (RAP) | | 92,310 |
| | | | | 100% | Alberta School Foundation Fund | Totals: | 506,250 |
| 438000 | NE-35-24-18-4 | 157.26 Acres | | | | | |
| | F | LAND | T | 1 | FARMLAND | Taxable Total: | 20,540 |
| | | | | 100% | Alberta School Foundation Fund | | |
| 439000 | NW-35-24-18-4 | 157.13 Acres | | | | | |
| | F | LAND | T | 1 | FARMLAND | Taxable Total: | 21,870 |
| | | | | 100% | Alberta School Foundation Fund | | |



2020 Assessment Roll (Valuation Date 1-July, 2020) 2021 Taxation Year, Wheatland County

Assessment Year: 2020
Tax Year: 2021

| Roll | Legal Address | Total |
|--------|--|-------|
| 440000 | SE-35-24-18-4 160.00 Acres | |
| | F LAND T 1 FARMLAND Taxable Total: 22,850 100% Alberta School Foundation Fund | |
| 441000 | SW-35-24-18-4 160.00 Acres | |
| | F LAND T 1 FARMLAND Taxable Total: 26,370 100% Alberta School Foundation Fund | |
| 442000 | NE-36-24-18-4 160.00 Acres | |
| | F LAND T 1 FARMLAND Taxable Total: 26,430 100% Alberta School Foundation Fund | |
| 443000 | NW-36-24-18-4 160.00 Acres | |
| | F LAND T 1 FARMLAND Taxable Total: 22,020 100% Alberta School Foundation Fund | |
| 444000 | SE-36-24-18-4 160.00 Acres | |
| | F LAND T 1 FARMLAND Taxable Total: 26,210 100% Alberta School Foundation Fund | |
| 445000 | SW-36-24-18-4 160.00 Acres | |
| | F LAND T 1 FARMLAND Taxable Total: 23,570 100% Alberta School Foundation Fund | |
| 446000 | NE-1-25-18-4 160.00 Acres | |
| | F LAND T 1 FARMLAND Taxable Total: 7,970 100% Alberta School Foundation Fund | |
| 447000 | NW-1-25-18-4 160.00 Acres | |
| | F LAND T 1 FARMLAND Taxable Total: 26,750 100% Alberta School Foundation Fund | |
| 448000 | SE-1-25-18-4 160.00 Acres | |
| | F LAND T 1 FARMLAND Taxable Total: 8,150 | |



2020 Assessment Roll (Valuation Date 1-July, 2020) 2021 Taxation Year, Wheatland County

Assessment Year: 2020
Tax Year: 2021

| Roll | Legal Address | | | | | | | Total |
|--------|-------------------|---------------------|-------------------------------------|-----|---------------------------------|----------------|---------|---------------|
| | | | 100% Alberta School Foundation Fund | | | | | |
| 449000 | SW-1-25-18-4 | 160.00 Acres | | | | | | |
| | F | LAND | T | 1 | FARMLAND | Taxable Total: | 8,150 | |
| | | | 100% Alberta School Foundation Fund | | | | | |
| 450000 | NE-2-25-18-4 | 160.00 Acres | | | | | | |
| | F | LAND | T | 1 | FARMLAND | Taxable Total: | 25,680 | |
| | | | 100% Alberta School Foundation Fund | | | | | |
| 451000 | NW-2-25-18-4 | 160.00 Acres | | | | | | |
| | 250047 RGE RD 182 | | | | | | | |
| | F | LAND & IMPROVEMENTS | T | 1 | FARMLAND | | 29,140 | |
| | R | | T | 103 | RESIDENTIAL LAND & IMPROVEMENTS | | 447,290 | |
| | | | Taxable Total: | | | | | 476,430 |
| | R | | E | 901 | RURAL RESIDENCE EXEMPTION (RAP) | | 92,310 | |
| | R | | E | 903 | FARM BUILDING EXEMPT | | 34,900 | |
| | | | 100% Alberta School Foundation Fund | | | | | Exempt Total: |
| | | | | | | | | 127,210 |
| | | | Totals: | | | | | 603,640 |
| 452000 | SE-2-25-18-4 | 159.68 Acres | | | | | | |
| | F | LAND | T | 1 | FARMLAND | Taxable Total: | 28,080 | |
| | | | 100% Alberta School Foundation Fund | | | | | |
| 453000 | SW-2-25-18-4 | 159.04 Acres | | | | | | |
| | F | LAND | T | 1 | FARMLAND | Taxable Total: | 29,240 | |
| | | | 100% Alberta School Foundation Fund | | | | | |
| 454000 | NE-3-25-18-4 | 160.00 Acres | | | | | | |
| | F | LAND | T | 1 | FARMLAND | Taxable Total: | 30,050 | |
| | | | 100% Alberta School Foundation Fund | | | | | |
| 455000 | NW-3-25-18-4 | 160.00 Acres | | | | | | |
| | F | LAND | T | 1 | FARMLAND | Taxable Total: | 33,440 | |
| | | | 100% Alberta School Foundation Fund | | | | | |
| 456000 | SE-3-25-18-4 | 158.51 Acres | | | | | | |
| | 182036 TWP RD 250 | | | | | | | |



2020 Assessment Roll (Valuation Date 1-July, 2020) 2021 Taxation Year, Wheatland County

Assessment Year: 2020
Tax Year: 2021

| Roll | Legal Address | | | | | Total |
|--------|---------------|---------------------|---|------|---------------------------------|-----------------------|
| | F | LAND & IMPROVEMENTS | T | 1 | FARMLAND | 26,340 |
| | R | | T | 103 | RESIDENTIAL LAND & IMPROVEMENTS | 330,980 |
| | | | | | Taxable Total: | 357,320 |
| | R | | E | 901 | RURAL RESIDENCE EXEMPTION (RAP) | 92,120 |
| | | | | 100% | Alberta School Foundation Fund | Totals: 449,440 |
| 457000 | SW-3-25-18-4 | 160.00 Acres | | | | |
| | F | LAND | T | 1 | FARMLAND | Taxable Total: 24,340 |
| | | | | 100% | Alberta School Foundation Fund | |
| 458000 | NE-4-25-18-4 | 160.00 Acres | | | | |
| | F | LAND | T | 1 | FARMLAND | Taxable Total: 26,720 |
| | | | | 100% | Alberta School Foundation Fund | |
| 459000 | NW-4-25-18-4 | 160.00 Acres | | | | |
| | F | LAND | T | 1 | FARMLAND | Taxable Total: 26,050 |
| | | | | 100% | Alberta School Foundation Fund | |
| 460000 | SE-4-25-18-4 | 160.00 Acres | | | | |
| | | 250026 RGE RD 183 | | | | |
| | F | LAND & IMPROVEMENTS | T | 1 | FARMLAND | 29,240 |
| | R | | T | 103 | RESIDENTIAL LAND & IMPROVEMENTS | 148,860 |
| | | | | | Taxable Total: | 178,100 |
| | R | | E | 901 | RURAL RESIDENCE EXEMPTION (RAP) | 61,540 |
| | | | | 100% | Alberta School Foundation Fund | Totals: 239,640 |
| 461000 | SW-4-25-18-4 | 160.00 Acres | | | | |
| | F | LAND | T | 1 | FARMLAND | Taxable Total: 29,190 |
| | | | | 100% | Alberta School Foundation Fund | |
| 462000 | NE-5-25-18-4 | 160.00 Acres | | | | |
| | F | LAND | T | 1 | FARMLAND | Taxable Total: 26,820 |
| | | | | 100% | Alberta School Foundation Fund | |
| 463000 | NW-5-25-18-4 | 160.00 Acres | | | | |
| | F | LAND | T | 1 | FARMLAND | Taxable Total: 28,060 |
| | | | | 100% | Alberta School Foundation Fund | |



2020 Assessment Roll (Valuation Date 1-July, 2020) 2021 Taxation Year, Wheatland County

Assessment Year: 2020
Tax Year: 2021

| Roll | Legal Address | | | | | | Total |
|--------|---------------|--------------|-------------------------------------|--|----------------|--|--------|
| 464000 | SE-5-25-18-4 | 160.00 Acres | | | | | |
| | F LAND | | T 1 FARMLAND | | Taxable Total: | | 26,040 |
| | | | 100% Alberta School Foundation Fund | | | | |
| 465000 | SW-5-25-18-4 | 160.00 Acres | | | | | |
| | F LAND | | T 1 FARMLAND | | Taxable Total: | | 18,660 |
| | | | 100% Alberta School Foundation Fund | | | | |
| 466000 | NE-6-25-18-4 | 160.00 Acres | | | | | |
| | F LAND | | T 1 FARMLAND | | Taxable Total: | | 26,030 |
| | | | 100% Alberta School Foundation Fund | | | | |
| 467000 | NW-6-25-18-4 | 160.00 Acres | | | | | |
| | F LAND | | T 1 FARMLAND | | Taxable Total: | | 33,350 |
| | | | 100% Alberta School Foundation Fund | | | | |
| 468000 | SE-6-25-18-4 | 160.00 Acres | | | | | |
| | F LAND | | T 1 FARMLAND | | Taxable Total: | | 20,960 |
| | | | 100% Alberta School Foundation Fund | | | | |
| 469000 | SW-6-25-18-4 | 160.00 Acres | | | | | |
| | F LAND | | T 1 FARMLAND | | Taxable Total: | | 29,410 |
| | | | 100% Alberta School Foundation Fund | | | | |
| 470000 | NE-7-25-18-4 | 158.08 Acres | | | | | |
| | F LAND | | T 1 FARMLAND | | Taxable Total: | | 35,280 |
| | | | 100% Alberta School Foundation Fund | | | | |
| 472000 | NW-7-25-18-4 | 160.00 Acres | | | | | |
| | F LAND | | T 1 FARMLAND | | Taxable Total: | | 34,170 |
| | | | 100% Alberta School Foundation Fund | | | | |
| 473000 | SE-7-25-18-4 | 160.00 Acres | | | | | |
| | F LAND | | T 1 FARMLAND | | Taxable Total: | | 31,530 |



2020 Assessment Roll (Valuation Date 1-July, 2020) 2021 Taxation Year, Wheatland County

Assessment Year: 2020
Tax Year: 2021

| Roll | Legal Address | | | | | | Total |
|--------|---------------|--------------|-------------------------------------|---|----------|----------------|--------|
| | | | 100% Alberta School Foundation Fund | | | | |
| 474000 | SW-7-25-18-4 | 160.00 Acres | | | | | |
| | F LAND | | T | 1 | FARMLAND | Taxable Total: | 35,050 |
| | | | 100% Alberta School Foundation Fund | | | | |
| 475000 | NE-8-25-18-4 | 153.95 Acres | | | | | |
| | F LAND | | T | 1 | FARMLAND | Taxable Total: | 29,250 |
| | | | 100% Alberta School Foundation Fund | | | | |
| 477000 | NW-8-25-18-4 | 152.16 Acres | | | | | |
| | F LAND | | T | 1 | FARMLAND | Taxable Total: | 32,700 |
| | | | 100% Alberta School Foundation Fund | | | | |
| 479000 | SE-8-25-18-4 | 160.00 Acres | | | | | |
| | F LAND | | T | 1 | FARMLAND | Taxable Total: | 24,580 |
| | | | 100% Alberta School Foundation Fund | | | | |
| 480000 | SW-8-25-18-4 | 160.00 Acres | | | | | |
| | F LAND | | T | 1 | FARMLAND | Taxable Total: | 28,030 |
| | | | 100% Alberta School Foundation Fund | | | | |
| 481000 | NE-9-25-18-4 | 152.41 Acres | | | | | |
| | F LAND | | T | 1 | FARMLAND | Taxable Total: | 21,620 |
| | | | 100% Alberta School Foundation Fund | | | | |
| 482000 | NW-9-25-18-4 | 152.95 Acres | | | | | |
| | F LAND | | T | 1 | FARMLAND | Taxable Total: | 28,070 |
| | | | 100% Alberta School Foundation Fund | | | | |
| 483000 | NW-9-25-18-4 | 1.00 Acres | | | | | |
| | F LAND | | T | 1 | FARMLAND | Taxable Total: | 50 |
| | | | 100% Alberta School Foundation Fund | | | | |
| 484000 | SE-9-25-18-4 | 160.00 Acres | | | | | |



2020 Assessment Roll (Valuation Date 1-July, 2020) 2021 Taxation Year, Wheatland County

Assessment Year: 2020
Tax Year: 2021

| Roll | Legal Address | | | | | | Total |
|--------|---------------|---|---|-----|-------------------------------------|----------------|---------|
| 485000 | F | LAND | T | 1 | FARMLAND | Taxable Total: | 27,370 |
| | | | | | 100% Alberta School Foundation Fund | | |
| | | SW-9-25-18-4 160.00 Acres 183081 TWP RD 252 | | | | | |
| | F | LAND & IMPROVEMENTS | T | 1 | FARMLAND | | 25,130 |
| | R | | T | 103 | RESIDENTIAL LAND & IMPROVEMENTS | | 168,170 |
| | | | | | | Taxable Total: | 193,300 |
| | R | | E | 901 | RURAL RESIDENCE EXEMPTION (RAP) | | 25,130 |
| | | | | | 100% Alberta School Foundation Fund | Totals: | 218,430 |
| 486000 | | NE-10-25-18-4 159.96 Acres | | | | | |
| | F | LAND | T | 1 | FARMLAND | Taxable Total: | 28,120 |
| | | | | | 100% Alberta School Foundation Fund | | |
| 487000 | | NW-10-25-18-4 143.06 Acres 251069 RGE RD 183 | | | | | |
| | F | LAND & IMPROVEMENTS | T | 1 | FARMLAND | | 23,070 |
| | R | | T | 103 | RESIDENTIAL LAND & IMPROVEMENTS | | 251,360 |
| | | | | | | Taxable Total: | 274,430 |
| | R | | E | 901 | RURAL RESIDENCE EXEMPTION (RAP) | | 61,540 |
| | | | | | 100% Alberta School Foundation Fund | Totals: | 335,970 |
| 488000 | | SE-10-25-18-4 160.00 Acres | | | | | |
| | F | LAND | T | 1 | FARMLAND | Taxable Total: | 33,810 |
| | | | | | 100% Alberta School Foundation Fund | | |
| 489000 | | SW-10-25-18-4 160.00 Acres 251011 RGE RD 183 | | | | | |
| | F | LAND & IMPROVEMENTS | T | 1 | FARMLAND | | 30,820 |
| | R | | T | 103 | RESIDENTIAL LAND & IMPROVEMENTS | | 103,110 |
| | | | | | | Taxable Total: | 133,930 |
| | R | | E | 901 | RURAL RESIDENCE EXEMPTION (RAP) | | 61,540 |
| | R | | E | 903 | FARM BUILDING EXEMPT | | 18,750 |
| | | | | | 100% Alberta School Foundation Fund | Exempt Total: | 80,290 |
| | | | | | | Totals: | 214,220 |
| 490000 | | NE-11-25-18-4 160.00 Acres | | | | | |
| | F | LAND | T | 1 | FARMLAND | Taxable Total: | 29,630 |
| | | | | | 100% Alberta School Foundation Fund | | |



2020 Assessment Roll (Valuation Date 1-July, 2020) 2021 Taxation Year, Wheatland County

Assessment Year: 2020
Tax Year: 2021

| Roll | Legal Address | | | | | | Total |
|--------|---------------|--------------|-------------------------------------|--|----------------|--|--------|
| 491000 | NW-11-25-18-4 | 160.00 Acres | | | | | |
| | F LAND | | T 1 FARMLAND | | Taxable Total: | | 28,550 |
| | | | 100% Alberta School Foundation Fund | | | | |
| 492000 | SE-11-25-18-4 | 160.00 Acres | | | | | |
| | F LAND | | T 1 FARMLAND | | Taxable Total: | | 26,440 |
| | | | 100% Alberta School Foundation Fund | | | | |
| 493000 | SW-11-25-18-4 | 160.00 Acres | | | | | |
| | F LAND | | T 1 FARMLAND | | Taxable Total: | | 30,520 |
| | | | 100% Alberta School Foundation Fund | | | | |
| 494000 | NE-12-25-18-4 | 160.00 Acres | | | | | |
| | F LAND | | T 1 FARMLAND | | Taxable Total: | | 24,950 |
| | | | 100% Alberta School Foundation Fund | | | | |
| 495000 | NW-12-25-18-4 | 160.00 Acres | | | | | |
| | F LAND | | T 1 FARMLAND | | Taxable Total: | | 26,940 |
| | | | 100% Alberta School Foundation Fund | | | | |
| 496000 | SE-12-25-18-4 | 160.00 Acres | | | | | |
| | F LAND | | T 1 FARMLAND | | Taxable Total: | | 22,230 |
| | | | 100% Alberta School Foundation Fund | | | | |
| 497000 | SW-12-25-18-4 | 160.00 Acres | | | | | |
| | F LAND | | T 1 FARMLAND | | Taxable Total: | | 27,420 |
| | | | 100% Alberta School Foundation Fund | | | | |
| 498000 | NE-13-25-18-4 | 160.00 Acres | | | | | |
| | F LAND | | T 1 FARMLAND | | Taxable Total: | | 7,970 |
| | | | 100% Alberta School Foundation Fund | | | | |
| 499000 | NW-13-25-18-4 | 144.00 Acres | | | | | |
| | F LAND | | T 1 FARMLAND | | Taxable Total: | | 7,180 |



2020 Assessment Roll (Valuation Date 1-July, 2020) 2021 Taxation Year, Wheatland County

Assessment Year: 2020
Tax Year: 2021

| Roll | Legal Address | | | | | | Total |
|--------|---------------|--------------|-------------------------------------|----------------|--|--|--------|
| | | | 100% Alberta School Foundation Fund | | | | |
| 500000 | SE-13-25-18-4 | 160.00 Acres | | | | | |
| | F LAND | | T 1 FARMLAND | Taxable Total: | | | 9,680 |
| | | | 100% Alberta School Foundation Fund | | | | |
| 501000 | SW-13-25-18-4 | 160.00 Acres | | | | | |
| | F LAND | | T 1 FARMLAND | Taxable Total: | | | 11,210 |
| | | | 100% Alberta School Foundation Fund | | | | |
| 502000 | NE-14-25-18-4 | 111.00 Acres | | | | | |
| | F LAND | | T 1 FARMLAND | Taxable Total: | | | 15,940 |
| | | | 100% Alberta School Foundation Fund | | | | |
| 503000 | NW-14-25-18-4 | 158.97 Acres | | | | | |
| | F LAND | | T 1 FARMLAND | Taxable Total: | | | 28,520 |
| | | | 100% Alberta School Foundation Fund | | | | |
| 505000 | SE-14-25-18-4 | 160.00 Acres | | | | | |
| | F LAND | | T 1 FARMLAND | Taxable Total: | | | 27,890 |
| | | | 100% Alberta School Foundation Fund | | | | |
| 506000 | SW-14-25-18-4 | 159.61 Acres | | | | | |
| | F LAND | | T 1 FARMLAND | Taxable Total: | | | 30,790 |
| | | | 100% Alberta School Foundation Fund | | | | |
| 507000 | NE-15-25-18-4 | 158.97 Acres | | | | | |
| | F LAND | | T 1 FARMLAND | Taxable Total: | | | 35,040 |
| | | | 100% Alberta School Foundation Fund | | | | |
| 508000 | NW-15-25-18-4 | 160.00 Acres | | | | | |
| | F LAND | | T 1 FARMLAND | Taxable Total: | | | 34,220 |
| | | | 100% Alberta School Foundation Fund | | | | |
| 509000 | SE-15-25-18-4 | 151.06 Acres | | | | | |



2020 Assessment Roll (Valuation Date 1-July, 2020) 2021 Taxation Year, Wheatland County

Assessment Year: 2020
Tax Year: 2021

| Roll | Legal Address | | | | | | Total |
|--------|---------------------------|---------------------|---|-----|-------------------------------------|----------------|---------|
| | F | LAND | T | 1 | FARMLAND | Taxable Total: | 30,520 |
| 510000 | SW-15-25-18-4 | 145.54 Acres | | | 100% Alberta School Foundation Fund | | |
| | F | LAND | T | 1 | FARMLAND | Taxable Total: | 18,350 |
| 510010 | 1311291 1 1 SW-15-25-18-4 | 13.45 Acres | | | 100% Alberta School Foundation Fund | | |
| | | 182056 TWP RD 252 | | | | SE Part of LSD | |
| | F | LAND & IMPROVEMENTS | T | 1 | FARMLAND | | 1,730 |
| | R | | T | 103 | RESIDENTIAL LAND & IMPROVEMENTS | | 243,170 |
| | | | | | | Taxable Total: | 244,900 |
| | R | | E | 901 | RURAL RESIDENCE EXEMPTION (RAP) | | 1,730 |
| | | | | | 100% Alberta School Foundation Fund | Totals: | 246,630 |
| 511000 | NE-16-25-18-4 | 160.00 Acres | | | | | |
| | F | LAND | T | 1 | FARMLAND | Taxable Total: | 32,080 |
| 512000 | NW-16-25-18-4 | 160.00 Acres | | | 100% Alberta School Foundation Fund | | |
| | F | LAND | T | 1 | FARMLAND | Taxable Total: | 35,010 |
| 513000 | SE-16-25-18-4 | 160.00 Acres | | | 100% Alberta School Foundation Fund | | |
| | F | LAND | T | 1 | FARMLAND | Taxable Total: | 23,730 |
| 514000 | SW-16-25-18-4 | 160.00 Acres | | | 100% Alberta School Foundation Fund | | |
| | F | LAND | T | 1 | FARMLAND | Taxable Total: | 35,250 |
| 515000 | NE-17-25-18-4 | 160.00 Acres | | | 100% Alberta School Foundation Fund | | |
| | F | LAND | T | 1 | FARMLAND | Taxable Total: | 33,060 |
| 517000 | NW-17-25-18-4 | 160.00 Acres | | | 100% Alberta School Foundation Fund | | |
| | F | LAND | T | 1 | FARMLAND | Taxable Total: | 32,270 |



2020 Assessment Roll (Valuation Date 1-July, 2020) 2021 Taxation Year, Wheatland County

Assessment Year: 2020
Tax Year: 2021

| Roll | Legal Address | | | | | | Total |
|--------|---------------|------|--------------|---|-------------------------------------|----------------|--------|
| 519000 | SE-17-25-18-4 | | 160.00 Acres | | 100% Alberta School Foundation Fund | | |
| | F | LAND | T | 1 | FARMLAND | Taxable Total: | 30,570 |
| 520000 | SW-17-25-18-4 | | 160.00 Acres | | 100% Alberta School Foundation Fund | | |
| | F | LAND | T | 1 | FARMLAND | Taxable Total: | 29,850 |
| 522000 | NE-18-25-18-4 | | 160.00 Acres | | 100% Alberta School Foundation Fund | | |
| | F | LAND | T | 1 | FARMLAND | Taxable Total: | 29,760 |
| 523000 | NW-18-25-18-4 | | 160.00 Acres | | 100% Alberta School Foundation Fund | | |
| | F | LAND | T | 1 | FARMLAND | Taxable Total: | 31,840 |
| 524000 | SE-18-25-18-4 | | 158.14 Acres | | 100% Alberta School Foundation Fund | | |
| | F | LAND | T | 1 | FARMLAND | Taxable Total: | 35,840 |
| 525000 | SW-18-25-18-4 | | 157.94 Acres | | 100% Alberta School Foundation Fund | | |
| | F | LAND | T | 1 | FARMLAND | Taxable Total: | 30,150 |
| 526000 | NE-19-25-18-4 | | 160.00 Acres | | 100% Alberta School Foundation Fund | | |
| | F | LAND | T | 1 | FARMLAND | Taxable Total: | 29,560 |
| 527000 | NW-19-25-18-4 | | 160.00 Acres | | 100% Alberta School Foundation Fund | | |
| | F | LAND | T | 1 | FARMLAND | Taxable Total: | 31,720 |
| 528000 | SE-19-25-18-4 | | 160.00 Acres | | 100% Alberta School Foundation Fund | | |



2020 Assessment Roll (Valuation Date 1-July, 2020) 2021 Taxation Year, Wheatland County

Assessment Year: 2020
Tax Year: 2021

| Roll | Legal Address | | | | | Total |
|--------|---------------|--------------------------|---|------|---|--------------------------|
| | F | LAND & IMPROVEMENTS | T | 1 | FARMLAND | 30,110 |
| | R | | E | 903 | FARM BUILDING EXEMPT | 9,510 |
| | | | | 100% | Alberta School Foundation Fund | Totals: 39,620 |
| 529000 | SW-19-25-18-4 | 160.00 Acres | | | | |
| | 253001 | RGE RD 190 | | | | |
| | F | LAND & IMPROVEMENTS | T | 1 | FARMLAND | 28,070 |
| | R | | T | 103 | RESIDENTIAL LAND & IMPROVEMENTS | 236,160 |
| | | | | | Taxable Total: | 264,230 |
| | R | | E | 901 | RURAL RESIDENCE EXEMPTION (RAP) | 85,240 |
| | | | | 100% | Alberta School Foundation Fund | Totals: 349,470 |
| 530000 | NE-20-25-18-4 | 160.00 Acres | | | | |
| | F | LAND | T | 1 | FARMLAND | Taxable Total: 25,830 |
| | | | | 100% | Alberta School Foundation Fund | |
| 531000 | NW-20-25-18-4 | 160.00 Acres | | | Wintering Hills Colony | |
| | F | LAND & IMPROVEMENTS | T | 1 | FARMLAND | 30,000 |
| | R | | T | 103 | RESIDENTIAL LAND & IMPROVEMENTS | 1,286,590 |
| | | | | | Taxable Total: | 1,316,590 |
| | NR | | E | 156 | SCHOOLS EXEMPT | 163,260 |
| | R | | E | 901 | RURAL RESIDENCE EXEMPTION (RAP) | 400,010 |
| | | | | 100% | Alberta School Foundation Fund | Exempt Total: 563,270 |
| | | | | | Totals: | 1,879,860 |
| 532000 | SE-20-25-18-4 | 160.00 Acres | | | | |
| | F | LAND | T | 1 | FARMLAND | Taxable Total: 26,650 |
| | | | | 100% | Alberta School Foundation Fund | |
| 533000 | SW-20-25-18-4 | 158.70 Acres | | | Wintering Hills Colony | |
| | 253031 | RGE RD 185 | | | | |
| | F | LAND & IMPROVEMENTS | T | 1 | FARMLAND | 30,590 |
| | R | | T | 103 | RESIDENTIAL LAND & IMPROVEMENTS | 2,079,020 |
| | | | | | Taxable Total: | 2,109,610 |
| | R | | E | 901 | RURAL RESIDENCE EXEMPTION (RAP) | 430,780 |
| | | | | 100% | Alberta School Foundation Fund | Totals: 2,540,390 |
| 533010 | 0214013 1 1 | SW-20-25-18-4 1.30 Acres | | | SOUTH WEST CORNER OF LSD 5 Wintering Hills Cemetery | |
| | NR | LAND | E | 159 | CEMETARY EXEMPT | Exempt Total: 18,630 |



2020 Assessment Roll (Valuation Date 1-July, 2020) 2021 Taxation Year, Wheatland County

Assessment Year: 2020
Tax Year: 2021

| Roll | Legal Address | | | | | | Total |
|--------|---------------------------|---------------------|-------------------------------------|-----|---------------------------------|----------------|---------|
| | | | 100% Alberta School Foundation Fund | | | | |
| 534000 | NE-21-25-18-4 | 160.00 Acres | | | | | |
| | F | LAND | T | 1 | FARMLAND | Taxable Total: | 32,710 |
| | | | 100% Alberta School Foundation Fund | | | | |
| 535000 | NW-21-25-18-4 | 160.00 Acres | | | | | |
| | F | LAND | T | 1 | FARMLAND | Taxable Total: | 33,700 |
| | | | 100% Alberta School Foundation Fund | | | | |
| 536000 | SE-21-25-18-4 | 160.00 Acres | | | | | |
| | F | LAND | T | 1 | FARMLAND | Taxable Total: | 33,640 |
| | | | 100% Alberta School Foundation Fund | | | | |
| 537000 | SW-21-25-18-4 | 160.00 Acres | | | | | |
| | F | LAND | T | 1 | FARMLAND | Taxable Total: | 32,970 |
| | | | 100% Alberta School Foundation Fund | | | | |
| 538000 | NE-22-25-18-4 | 148.45 Acres | | | | | |
| | F | LAND | T | 1 | FARMLAND | Taxable Total: | 30,420 |
| | | | 100% Alberta School Foundation Fund | | | | |
| 538010 | 9511461 1 1 NE-22-25-18-4 | 10.44 Acres | NORTHEAST CORNER | | | | |
| | 253080A RGE RD 182 | | | | | | |
| | R | LAND & IMPROVEMENTS | T | 103 | RESIDENTIAL LAND & IMPROVEMENTS | Taxable Total: | 201,200 |
| | | | 100% Alberta School Foundation Fund | | | | |
| 539000 | NW-22-25-18-4 | 160.00 Acres | | | | | |
| | 253063A RGE RD 183 | | | | | | |
| | F | LAND & IMPROVEMENTS | T | 1 | FARMLAND | | 35,180 |
| | R | | T | 103 | RESIDENTIAL LAND & IMPROVEMENTS | | 164,920 |
| | | | Taxable Total: | | | | 200,100 |
| | R | | E | 901 | RURAL RESIDENCE EXEMPTION (RAP) | | 92,310 |
| | R | | E | 903 | FARM BUILDING EXEMPT | | 12,770 |
| | | | 100% Alberta School Foundation Fund | | | | |
| | | | Exempt Total: | | | | 105,080 |
| | | | Totals: | | | | 305,180 |
| 540000 | SE-22-25-18-4 | 157.91 Acres | | | | | |



2020 Assessment Roll (Valuation Date 1-July, 2020) 2021 Taxation Year, Wheatland County

Assessment Year: 2020
Tax Year: 2021

| Roll | Legal Address | | | | | Total |
|--------|---------------------------|--------------|--|-------------------------------------|------------------------------|--------|
| | F | LAND | | T 1 FARMLAND | Taxable Total: | 33,960 |
| | | | | 100% Alberta School Foundation Fund | | |
| 541000 | SW-22-25-18-4 | 160.00 Acres | | | | |
| | F | LAND | | T 1 FARMLAND | Taxable Total: | 33,680 |
| | | | | 100% Alberta School Foundation Fund | | |
| 542000 | NE-23-25-18-4 | 40.00 Acres | | | NORTH & WEST OF LAKE | |
| | F | LAND | | T 1 FARMLAND | Taxable Total: | 2,020 |
| | | | | 100% Alberta School Foundation Fund | | |
| 544000 | 9412648 1 NW-23-25-18-4 | 190.72 Acres | | | NW QTR & Prt NE Crnr of SW23 | |
| | F | LAND | | T 1 FARMLAND | Taxable Total: | 23,480 |
| | | | | 100% Alberta School Foundation Fund | | |
| 545000 | SE-23-25-18-4 | 10.00 Acres | | | NORTHWEST CORNER | |
| | F | LAND | | T 1 FARMLAND | Taxable Total: | 500 |
| | | | | 100% Alberta School Foundation Fund | | |
| 545010 | SE-23-25-18-4 | 1.00 Acres | | | SE CORNER | |
| | NR | LAND | | E 155 WHEATLAND COUNTY EXEMPT | Exempt Total: | 10,500 |
| | | | | 100% Alberta School Foundation Fund | | |
| 546000 | 9412648 2 SW-23-25-18-4 | 127.71 Acres | | | ALL LSD 3,4,5 & SW PORTION 6 | |
| | F | LAND | | T 1 FARMLAND | Taxable Total: | 20,470 |
| | | | | 100% Alberta School Foundation Fund | | |
| 550000 | 1911428 1 2 NE-24-25-18-4 | 96.05 Acres | | | EAST OF LAKE | |
| | F | LAND | | T 1 FARMLAND | Taxable Total: | 13,130 |
| | | | | 100% Alberta School Foundation Fund | | |
| 551000 | NW-24-25-18-4 | 9.00 Acres | | | | |
| | F | LAND | | T 1 FARMLAND | Taxable Total: | 450 |
| | | | | 100% Alberta School Foundation Fund | | |



2020 Assessment Roll (Valuation Date 1-July, 2020) 2021 Taxation Year, Wheatland County

Assessment Year: 2020
Tax Year: 2021

| Roll | Legal Address | | | | Total |
|--------|---------------|---------------------|---------------------------------------|----------------------|---------|
| 552000 | 1911428 1 3 | SE-24-25-18-4 | 140.41 Acres | EAST OF LAKE | |
| | F | LAND | T 1 FARMLAND | Taxable Total: | 9,410 |
| | | | 100% Alberta School Foundation Fund | | |
| 553000 | 1911428 1 4 | SW-24-25-18-4 | 77.20 Acres | SOUTH OF LAKE | |
| | F | LAND | T 1 FARMLAND | Taxable Total: | 5,170 |
| | | | 100% Alberta School Foundation Fund | | |
| 554000 | NE-25-25-18-4 | | 141.00 Acres | NORTH & WEST OF LAKE | |
| | F | LAND | T 1 FARMLAND | Taxable Total: | 24,050 |
| | | | 100% The Golden Hills Reg. Div. 15 | | |
| 555000 | NW-25-25-18-4 | | 160.00 Acres | | |
| | F | LAND | T 1 FARMLAND | Taxable Total: | 25,870 |
| | | | 100% The Golden Hills Reg. Div. 15 | | |
| 556000 | 1911428 1 1 | SE-25-25-18-4 | 90.93 Acres | EAST OF LAKE | |
| | F | LAND | T 1 FARMLAND | Taxable Total: | 18,110 |
| | | | 100% Alberta School Foundation Fund | | |
| 558000 | SW-25-25-18-4 | | 48.00 Acres | SOUTHWEST OF LAKE | |
| | | 254019A RGE RD 182 | | | |
| | F | LAND & IMPROVEMENTS | T 1 FARMLAND | | 2,580 |
| | R | | T 103 RESIDENTIAL LAND & IMPROVEMENTS | | 212,360 |
| | | | Taxable Total: | | 214,940 |
| | R | | E 901 RURAL RESIDENCE EXEMPTION (RAP) | | 61,540 |
| | R | | E 903 FARM BUILDING EXEMPT | | 99,900 |
| | | | 100% Alberta School Foundation Fund | Exempt Total: | 161,440 |
| | | | Totals: | | 376,380 |
| 559000 | SW-25-25-18-4 | | 10.00 Acres | NORTHWEST OF LAKE | |
| | F | LAND | T 1 FARMLAND | Taxable Total: | 1,400 |
| | | | 100% Alberta School Foundation Fund | | |
| 560000 | NE-26-25-18-4 | | 160.00 Acres | | |
| | F | LAND | T 1 FARMLAND | Taxable Total: | 18,550 |



2020 Assessment Roll (Valuation Date 1-July, 2020) 2021 Taxation Year, Wheatland County

Assessment Year: 2020
Tax Year: 2021

| Roll | Legal Address | | | | | | Total |
|--------|---------------------------|--------------|-------------------------------------|--|----------------|--|---------|
| | | | 100% The Golden Hills Reg. Div. 15 | | | | |
| 561000 | NW-26-25-18-4 | 158.73 Acres | | | | | |
| | F LAND | | T 1 FARMLAND | | Taxable Total: | | 30,630 |
| | | | 100% The Golden Hills Reg. Div. 15 | | | | |
| 562000 | 0716200 1 1 S -26-25-18-4 | 155.73 Acres | PORTION NORTH OF ROADWAY | | | | |
| | F LAND | | T 1 FARMLAND | | Taxable Total: | | 25,730 |
| | | | 100% The Golden Hills Reg. Div. 15 | | | | |
| 562010 | SE-26-25-18-4 | 4.05 Acres | PORTION OF SEIU LAKE | | | | |
| | NR LAND | | E 150 CROWN LAND & IMPR. EXEMPT | | Exempt Total: | | 2,030 |
| | | | 100% Alberta School Foundation Fund | | | | |
| 563000 | 0716200 1 2 S -26-25-18-4 | 146.81 Acres | PORTION SOUTH OF ROADWAY | | | | |
| | F LAND | | T 1 FARMLAND | | Taxable Total: | | 10,690 |
| | | | 100% Alberta School Foundation Fund | | | | |
| 563010 | SW-26-25-18-4 | 3.94 Acres | Duck Lake Community Hall | | | | |
| | 254001 RGE RD 182 | | | | | | |
| | NR LAND & IMPROVEMENTS | | E 165 CHARITABLE & WELFARE EXEMPT | | Exempt Total: | | 109,180 |
| | | | 100% Alberta School Foundation Fund | | | | |
| 564000 | NE-27-25-18-4 | 158.86 Acres | | | | | |
| | F LAND | | T 1 FARMLAND | | Taxable Total: | | 33,310 |
| | | | 100% Alberta School Foundation Fund | | | | |
| 565000 | NW-27-25-18-4 | 160.00 Acres | | | | | |
| | F LAND | | T 1 FARMLAND | | Taxable Total: | | 31,260 |
| | | | 100% Alberta School Foundation Fund | | | | |
| 566000 | SE-27-25-18-4 | 158.95 Acres | | | | | |
| | F LAND | | T 1 FARMLAND | | Taxable Total: | | 30,890 |
| | | | 100% Alberta School Foundation Fund | | | | |
| 567000 | SW-27-25-18-4 | 160.00 Acres | | | | | |
| | 182046 TWP RD 254 | | | | | | |



2020 Assessment Roll (Valuation Date 1-July, 2020) 2021 Taxation Year, Wheatland County

Assessment Year: 2020
Tax Year: 2021

| Roll | Legal Address | | | | Total |
|--------|---------------|---------------------|---|--|---------|
| 568000 | F | LAND & IMPROVEMENTS | T | 1 FARMLAND | 27,910 |
| | R | | T | 103 RESIDENTIAL LAND & IMPROVEMENTS | 308,140 |
| | | | | Taxable Total: | 336,050 |
| | R | | E | 901 RURAL RESIDENCE EXEMPTION (RAP) | 92,310 |
| | R | | E | 903 FARM BUILDING EXEMPT | 8,250 |
| | | | | 100% Alberta School Foundation Fund Exempt Total: | 100,560 |
| | | | | Totals: | 436,610 |
| 568000 | NE-28-25-18-4 | 160.00 Acres | | | |
| 569000 | F | LAND | T | 1 FARMLAND | 28,100 |
| | | | | 100% Alberta School Foundation Fund Taxable Total: | |
| 569000 | NW-28-25-18-4 | 160.00 Acres | | | |
| 570000 | F | LAND | T | 1 FARMLAND | 28,550 |
| | | | | 100% Alberta School Foundation Fund Taxable Total: | |
| 570000 | SE-28-25-18-4 | 160.00 Acres | | | |
| 571000 | F | LAND | T | 1 FARMLAND | 29,430 |
| | | | | 100% Alberta School Foundation Fund Taxable Total: | |
| 571000 | SW-28-25-18-4 | 160.00 Acres | | | |
| 572000 | F | LAND | T | 1 FARMLAND | 29,930 |
| | | | | 100% Alberta School Foundation Fund Taxable Total: | |
| 572000 | NE-29-25-18-4 | 160.00 Acres | | | |
| 573000 | F | LAND | T | 1 FARMLAND | 29,120 |
| | | | | 100% Alberta School Foundation Fund Taxable Total: | |
| 573000 | NW-29-25-18-4 | 160.00 Acres | | | |
| 574000 | F | LAND | T | 1 FARMLAND | 29,390 |
| | | | | 100% Alberta School Foundation Fund Taxable Total: | |
| 574000 | SE-29-25-18-4 | 160.00 Acres | | | |
| | F | LAND | T | 1 FARMLAND | 30,210 |
| | | | | 100% Alberta School Foundation Fund Taxable Total: | |



2020 Assessment Roll (Valuation Date 1-July, 2020) 2021 Taxation Year, Wheatland County

Assessment Year: 2020
Tax Year: 2021

| Roll | Legal Address | | | | | | Total |
|--------|-------------------------------------|---------------------|---|-----|-------------------------------------|----------------|---------|
| 575000 | SW-29-25-18-4 | 160.00 Acres | | | | | |
| | F | LAND | T | 1 | FARMLAND | Taxable Total: | 26,160 |
| | | | | | 100% Alberta School Foundation Fund | | |
| 576000 | NE-30-25-18-4 | 160.00 Acres | | | | | |
| | F | LAND | T | 1 | FARMLAND | Taxable Total: | 29,260 |
| | | | | | 100% Alberta School Foundation Fund | | |
| 577000 | NW-30-25-18-4 | 160.00 Acres | | | | | |
| | F | LAND | T | 1 | FARMLAND | Taxable Total: | 33,170 |
| | | | | | 100% Alberta School Foundation Fund | | |
| 578000 | SE-30-25-18-4 | 160.00 Acres | | | | | |
| | F | LAND | T | 1 | FARMLAND | Taxable Total: | 32,420 |
| | | | | | 100% Alberta School Foundation Fund | | |
| 579000 | SW-30-25-18-4 | 120.00 Acres | | | | | |
| | F | LAND | T | 1 | FARMLAND | Taxable Total: | 21,680 |
| | | | | | 100% Alberta School Foundation Fund | | |
| 579010 | 9110743 1 SW-30-25-18-4 40.00 Acres | | | | | | |
| | 254007 RGE RD 190 | | | | | | |
| | F | LAND & IMPROVEMENTS | T | 1 | FARMLAND | | 2,700 |
| | R | | T | 103 | RESIDENTIAL LAND & IMPROVEMENTS | | 157,300 |
| | | | | | | Taxable Total: | 160,000 |
| | R | | E | 901 | RURAL RESIDENCE EXEMPTION (RAP) | | 2,700 |
| | R | | E | 903 | FARM BUILDING EXEMPT | | 55,910 |
| | | | | | 100% Alberta School Foundation Fund | Exempt Total: | 58,610 |
| | | | | | | Totals: | 218,610 |
| 580000 | NE-31-25-18-4 | 159.01 Acres | | | | | |
| | F | LAND | T | 1 | FARMLAND | Taxable Total: | 32,000 |
| | | | | | 100% Alberta School Foundation Fund | | |
| 581000 | NW-31-25-18-4 | 159.01 Acres | | | | | |
| | F | LAND | T | 1 | FARMLAND | Taxable Total: | 26,760 |



2020 Assessment Roll (Valuation Date 1-July, 2020) 2021 Taxation Year, Wheatland County

Assessment Year: 2020
Tax Year: 2021

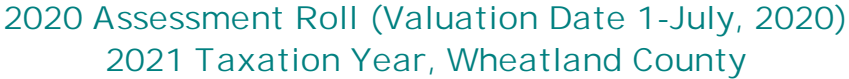
| Roll | Legal Address | | | | | | Total |
|--------|-----------------------|--------------|-------------------------------------|---------------------------------|----------------|--|---------|
| | | | 100% Alberta School Foundation Fund | | | | |
| 582000 | SE-31-25-18-4 | 160.00 Acres | | | | | |
| | F LAND | | T 1 | FARMLAND | Taxable Total: | | 30,390 |
| | | | 100% Alberta School Foundation Fund | | | | |
| 583000 | SW-31-25-18-4 | 160.00 Acres | | | | | |
| | 255005 RGE RD 190 | | | | | | |
| | F LAND & IMPROVEMENTS | | T 1 | FARMLAND | | | 20,320 |
| | R | | T 103 | RESIDENTIAL LAND & IMPROVEMENTS | | | 245,760 |
| | | | Taxable Total: | | | | 266,080 |
| | R | | E 901 | RURAL RESIDENCE EXEMPTION (RAP) | | | 61,540 |
| | | | 100% Alberta School Foundation Fund | | | | |
| | | | Totals: | | | | 327,620 |
| 584000 | NE-32-25-18-4 | 159.01 Acres | | | | | |
| | F LAND | | T 1 | FARMLAND | Taxable Total: | | 31,890 |
| | | | 100% Alberta School Foundation Fund | | | | |
| 586000 | NW-32-25-18-4 | 159.01 Acres | | | | | |
| | F LAND | | T 1 | FARMLAND | Taxable Total: | | 31,400 |
| | | | 100% Alberta School Foundation Fund | | | | |
| 587000 | SE-32-25-18-4 | 160.00 Acres | | | | | |
| | F LAND | | T 1 | FARMLAND | Taxable Total: | | 31,600 |
| | | | 100% Alberta School Foundation Fund | | | | |
| 588000 | SW-32-25-18-4 | 159.88 Acres | | | | | |
| | F LAND | | T 1 | FARMLAND | Taxable Total: | | 31,470 |
| | | | 100% Alberta School Foundation Fund | | | | |
| 589000 | NE-33-25-18-4 | 159.01 Acres | | | | | |
| | F LAND | | T 1 | FARMLAND | Taxable Total: | | 27,630 |
| | | | 100% Alberta School Foundation Fund | | | | |
| 590000 | NW-33-25-18-4 | 159.01 Acres | | | | | |
| | F LAND | | T 1 | FARMLAND | Taxable Total: | | 31,080 |



2020 Assessment Roll (Valuation Date 1-July, 2020) 2021 Taxation Year, Wheatland County

Assessment Year: 2020
Tax Year: 2021

| Roll | Legal Address | | | | | | Total |
|--------|-----------------------|--------------|-------------------------------------|---------------------------------|----------------|--|---------|
| | | | 100% Alberta School Foundation Fund | | | | |
| 591000 | SE-33-25-18-4 | 160.00 Acres | | | | | |
| | F LAND | | T 1 | FARMLAND | Taxable Total: | | 28,790 |
| | | | 100% Alberta School Foundation Fund | | | | |
| 592000 | SW-33-25-18-4 | 160.00 Acres | | | | | |
| | F LAND | | T 1 | FARMLAND | Taxable Total: | | 27,160 |
| | | | 100% Alberta School Foundation Fund | | | | |
| 593000 | NE-34-25-18-4 | 157.84 Acres | | | | | |
| | F LAND | | T 1 | FARMLAND | Taxable Total: | | 30,670 |
| | | | 100% The Golden Hills Reg. Div. 15 | | | | |
| 594000 | NW-34-25-18-4 | 159.01 Acres | | | | | |
| | F LAND | | T 1 | FARMLAND | Taxable Total: | | 28,880 |
| | | | 100% The Golden Hills Reg. Div. 15 | | | | |
| 595000 | SE-34-25-18-4 | 158.97 Acres | | | | | |
| | F LAND | | T 1 | FARMLAND | Taxable Total: | | 32,360 |
| | | | 100% Alberta School Foundation Fund | | | | |
| 596000 | SW-34-25-18-4 | 160.00 Acres | | | | | |
| | F LAND | | T 1 | FARMLAND | Taxable Total: | | 32,010 |
| | | | 100% Alberta School Foundation Fund | | | | |
| 597000 | NE-35-25-18-4 | 160.00 Acres | | | | | |
| | 255066 RGE RD 181 | | | | | | |
| | F LAND & IMPROVEMENTS | | T 1 | FARMLAND | | | 19,220 |
| | R | | T 103 | RESIDENTIAL LAND & IMPROVEMENTS | | | 259,760 |
| | | | Taxable Total: | | | | 278,980 |
| | R | | E 901 | RURAL RESIDENCE EXEMPTION (RAP) | | | 61,540 |
| | | | 100% Alberta School Foundation Fund | | | | |
| | | | Totals: | | | | 340,520 |
| 598000 | NW-35-25-18-4 | 158.24 Acres | | | | | |
| | F LAND | | T 1 | FARMLAND | Taxable Total: | | 27,970 |



| Roll | Legal Address | | | | | | Total |
|--------|---------------|---------------------|-------------------------------------|-----|---------------------------------|----------------|---------|
| 599000 | SE-35-25-18-4 | 160.00 Acres | 100% Alberta School Foundation Fund | | | | |
| | F | LAND | T | 1 | FARMLAND | Taxable Total: | 24,750 |
| 600000 | SW-35-25-18-4 | 158.97 Acres | 100% Alberta School Foundation Fund | | | | |
| | F | LAND | T | 1 | FARMLAND | Taxable Total: | 31,690 |
| 601000 | NE-36-25-18-4 | 160.00 Acres | 100% Alberta School Foundation Fund | | | | |
| | F | LAND | T | 1 | FARMLAND | Taxable Total: | 22,280 |
| 602000 | NW-36-25-18-4 | 158.99 Acres | 100% The Golden Hills Reg. Div. 15 | | | | |
| | F | LAND & IMPROVEMENTS | T | 1 | FARMLAND | | 15,180 |
| | R | | T | 103 | RESIDENTIAL LAND & IMPROVEMENTS | | 389,240 |
| | | | Taxable Total: | | | | 404,420 |
| | R | | E | 901 | RURAL RESIDENCE EXEMPTION (RAP) | | 92,310 |
| | R | | E | 903 | FARM BUILDING EXEMPT | | 6,450 |
| | | | 100% The Golden Hills Reg. Div. 15 | | | | |
| | | | Exempt Total: | | | | 98,760 |
| | | | Totals: | | | | 503,180 |
| 603000 | SE-36-25-18-4 | 160.00 Acres | | | | | |
| | F | LAND | T | 1 | FARMLAND | Taxable Total: | 23,340 |
| 604000 | SW-36-25-18-4 | 160.00 Acres | 100% The Golden Hills Reg. Div. 15 | | | | |
| | F | LAND | T | 1 | FARMLAND | Taxable Total: | 16,990 |
| 605000 | NE-1-26-18-4 | 160.00 Acres | 100% The Golden Hills Reg. Div. 15 | | | | |
| | F | LAND | T | 1 | FARMLAND | Taxable Total: | 24,190 |
| 606000 | NW-1-26-18-4 | 160.00 Acres | 100% Alberta School Foundation Fund | | | | |



2020 Assessment Roll (Valuation Date 1-July, 2020) 2021 Taxation Year, Wheatland County

Assessment Year: 2020
Tax Year: 2021

| Roll | Legal Address | | | | | Taxable Total: | Total |
|--------|---------------|-------------------------|---|-----|-------------------------------------|------------------|---------|
| | F | LAND | T | 1 | FARMLAND | | |
| | | | | | 100% Alberta School Foundation Fund | | 23,390 |
| 607000 | SE-1-26-18-4 | 160.00 Acres | | | | | |
| | F | LAND | T | 1 | FARMLAND | Taxable Total: | 27,510 |
| | | | | | 100% Alberta School Foundation Fund | | |
| 608000 | SW-1-26-18-4 | 159.36 Acres | | | | | |
| | | 180080 TWP RD 260 | | | | | |
| | F | LAND & IMPROVEMENTS | T | 1 | FARMLAND | | 18,630 |
| | R | | T | 103 | RESIDENTIAL LAND & IMPROVEMENTS | | 122,960 |
| | | | | | | Taxable Total: | 141,590 |
| | R | | E | 901 | RURAL RESIDENCE EXEMPTION (RAP) | | 61,540 |
| | | | | | 100% Alberta School Foundation Fund | Totals: | 203,130 |
| 609000 | NE-2-26-18-4 | 160.00 Acres | | | | | |
| | F | LAND | T | 1 | FARMLAND | Taxable Total: | 26,110 |
| | | | | | 100% The Golden Hills Reg. Div. 15 | | |
| 610000 | NW-2-26-18-4 | 158.96 Acres | | | | | |
| | F | LAND | T | 1 | FARMLAND | Taxable Total: | 22,780 |
| | | | | | 100% The Golden Hills Reg. Div. 15 | | |
| 611000 | SE-2-26-18-4 | 155.31 Acres | | | | | |
| | F | LAND | T | 1 | FARMLAND | Taxable Total: | 25,830 |
| | | | | | 100% The Golden Hills Reg. Div. 15 | | |
| 611010 | 4305BM OT | SE-2-26-18-4 2.93 Acres | | | | SOUTHWEST CORNER | |
| | NR | LAND | E | 154 | PROVINCIAL EXEMPT | Exempt Total: | 1,470 |
| | | | | | 100% Alberta School Foundation Fund | | |
| 612000 | SW-2-26-18-4 | 158.44 Acres | | | | | |
| | F | LAND | T | 1 | FARMLAND | Taxable Total: | 30,350 |
| | | | | | 100% The Golden Hills Reg. Div. 15 | | |
| 613000 | NE-3-26-18-4 | 158.97 Acres | | | | | |
| | F | LAND | T | 1 | FARMLAND | Taxable Total: | 30,870 |



2020 Assessment Roll (Valuation Date 1-July, 2020) 2021 Taxation Year, Wheatland County

Assessment Year: 2020
Tax Year: 2021

| Roll | Legal Address | | | | | | Total |
|--------|---------------|--------------|-------------------------------------|---|----------|----------------|--------|
| | | | 100% Alberta School Foundation Fund | | | | |
| 614000 | NW-3-26-18-4 | 160.00 Acres | | | | | |
| | F LAND | | T | 1 | FARMLAND | Taxable Total: | 28,110 |
| | | | 100% Alberta School Foundation Fund | | | | |
| 615000 | SE-3-26-18-4 | 157.97 Acres | | | | | |
| | F LAND | | T | 1 | FARMLAND | Taxable Total: | 27,260 |
| | | | 100% Alberta School Foundation Fund | | | | |
| 616000 | SW-3-26-18-4 | 159.01 Acres | | | | | |
| | F LAND | | T | 1 | FARMLAND | Taxable Total: | 31,290 |
| | | | 100% Alberta School Foundation Fund | | | | |
| 617000 | NE-4-26-18-4 | 160.00 Acres | | | | | |
| | F LAND | | T | 1 | FARMLAND | Taxable Total: | 29,170 |
| | | | 100% Alberta School Foundation Fund | | | | |
| 618000 | NW-4-26-18-4 | 160.00 Acres | | | | | |
| | F LAND | | T | 1 | FARMLAND | Taxable Total: | 35,520 |
| | | | 100% Alberta School Foundation Fund | | | | |
| 619000 | SE-4-26-18-4 | 159.01 Acres | | | | | |
| | F LAND | | T | 1 | FARMLAND | Taxable Total: | 33,870 |
| | | | 100% Alberta School Foundation Fund | | | | |
| 620000 | SW-4-26-18-4 | 159.01 Acres | | | | | |
| | F LAND | | T | 1 | FARMLAND | Taxable Total: | 35,780 |
| | | | 100% Alberta School Foundation Fund | | | | |
| 621000 | NE-5-26-18-4 | 160.00 Acres | | | | | |
| | F LAND | | T | 1 | FARMLAND | Taxable Total: | 34,410 |
| | | | 100% Alberta School Foundation Fund | | | | |
| 622000 | NW-5-26-18-4 | 160.00 Acres | | | | | |



2020 Assessment Roll (Valuation Date 1-July, 2020) 2021 Taxation Year, Wheatland County

Assessment Year: 2020
Tax Year: 2021

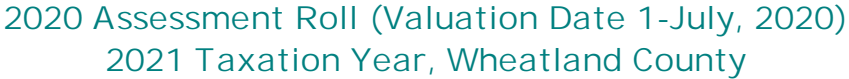
| Roll | Legal Address | | | | | | Total |
|--------|---------------|---------------------|---|-----|--------------------------------------|--------------------------------|---------|
| | F | LAND | T | 1 | FARMLAND | Taxable Total: | 26,080 |
| | | | | | 100% Alberta School Foundation Fund | | |
| 623000 | SE-5-26-18-4 | 159.01 Acres | | | | Met Tower Site Greengate | |
| | F | LAND & IMPROVEMENTS | T | 1 | FARMLAND | | 35,200 |
| | NR | | T | 105 | NON-RESEIDENTIAL LAND & IMPROVEMENTS | | 39,550 |
| | | | | | 100% Alberta School Foundation Fund | Taxable Total: | 74,750 |
| 624000 | SW-5-26-18-4 | 159.01 Acres | | | | | |
| | F | LAND | T | 1 | FARMLAND | Taxable Total: | 35,740 |
| | | | | | 100% Alberta School Foundation Fund | | |
| 625000 | NE-6-26-18-4 | 160.00 Acres | | | | | |
| | F | LAND | T | 1 | FARMLAND | Taxable Total: | 26,210 |
| | | | | | 100% Alberta School Foundation Fund | | |
| 626000 | NW-6-26-18-4 | 160.00 Acres | | | | | |
| | F | LAND | T | 1 | FARMLAND | Taxable Total: | 36,090 |
| | | | | | 100% Alberta School Foundation Fund | | |
| 627000 | SE-6-26-18-4 | 159.01 Acres | | | | | |
| | F | LAND | T | 1 | FARMLAND | Taxable Total: | 34,520 |
| | | | | | 100% Alberta School Foundation Fund | | |
| 628000 | SW-6-26-18-4 | 159.01 Acres | | | | | |
| | F | LAND | T | 1 | FARMLAND | Taxable Total: | 34,030 |
| | | | | | 100% Alberta School Foundation Fund | | |
| 629000 | NE-7-26-18-4 | 159.33 Acres | | | | | |
| | | 185009 TWP RD 262 | | | | | |
| | F | LAND & IMPROVEMENTS | T | 1 | FARMLAND | | 24,750 |
| | R | | T | 103 | RESIDENTIAL LAND & IMPROVEMENTS | | 187,360 |
| | | | | | | Taxable Total: | 212,110 |
| | R | | E | 901 | RURAL RESIDENCE EXEMPTION (RAP) | | 61,540 |
| | | | | | 100% Alberta School Foundation Fund | Totals: | 273,650 |
| 630000 | PT-7-26-18-4 | 0.64 Acres | | | | NR BNDRY ABANDONED RD ALLOWNCE | |



2020 Assessment Roll (Valuation Date 1-July, 2020) 2021 Taxation Year, Wheatland County

Assessment Year: 2020
Tax Year: 2021

| Roll | Legal Address | | | | | | Total |
|--------|-------------------|---------------------|---|-----|-------------------------------------|----------------|---------|
| 631000 | R | LAND | T | 104 | RESIDENTIAL VACANT LAND | Taxable Total: | 12,600 |
| | | | | | 100% Alberta School Foundation Fund | | |
| | NW-7-26-18-4 | 160.00 Acres | | | | | |
| 632000 | F | LAND | T | 1 | FARMLAND | Taxable Total: | 33,830 |
| | | | | | 100% Alberta School Foundation Fund | | |
| | SE-7-26-18-4 | 160.00 Acres | | | | | |
| 633000 | F | LAND | T | 1 | FARMLAND | Taxable Total: | 20,780 |
| | | | | | 100% Alberta School Foundation Fund | | |
| | SW-7-26-18-4 | 160.00 Acres | | | | | |
| 634000 | F | LAND | T | 1 | FARMLAND | Taxable Total: | 32,740 |
| | | | | | 100% Alberta School Foundation Fund | | |
| | NE-8-26-18-4 | 160.00 Acres | | | | | |
| | 261066 RGE RD 184 | | | | | | |
| | F | LAND & IMPROVEMENTS | T | 1 | FARMLAND | | 28,650 |
| | R | | T | 103 | RESIDENTIAL LAND & IMPROVEMENTS | | 89,660 |
| | | | | | Taxable Total: | | 118,310 |
| | R | | E | 901 | RURAL RESIDENCE EXEMPTION (RAP) | | 61,540 |
| | | | | | 100% Alberta School Foundation Fund | Totals: | 179,850 |
| 635000 | NW-8-26-18-4 | 160.00 Acres | | | | | |
| 636000 | F | LAND | T | 1 | FARMLAND | Taxable Total: | 31,480 |
| | | | | | 100% Alberta School Foundation Fund | | |
| | SE-8-26-18-4 | 160.00 Acres | | | | | |
| 637000 | F | LAND | T | 1 | FARMLAND | Taxable Total: | 30,070 |
| | | | | | 100% Alberta School Foundation Fund | | |
| | SW-8-26-18-4 | 160.00 Acres | | | | | |
| 638000 | F | LAND | T | 1 | FARMLAND | Taxable Total: | 21,150 |
| | | | | | 100% Alberta School Foundation Fund | | |
| | NE-9-26-18-4 | 160.00 Acres | | | | | |
| | F | LAND | T | 1 | FARMLAND | Taxable Total: | 31,530 |



| Roll | Legal Address | | | | | | Total |
|--------|--|---------------------|-------------------------------------|-----|---------------------------------|----------------|---------|
| 639000 | NW-9-26-18-4 | 160.00 Acres | 100% Alberta School Foundation Fund | | | | |
| | F | LAND | T | 1 | FARMLAND | Taxable Total: | 28,700 |
| 640000 | SE-9-26-18-4 | 160.00 Acres | 100% Alberta School Foundation Fund | | | | |
| | F | LAND | T | 1 | FARMLAND | Taxable Total: | 26,580 |
| 641000 | SW-9-26-18-4 | 160.00 Acres | 100% Alberta School Foundation Fund | | | | |
| | F | LAND | T | 1 | FARMLAND | Taxable Total: | 28,680 |
| 642000 | NE-10-26-18-4 | 158.97 Acres | 100% Alberta School Foundation Fund | | | | |
| | F | LAND | T | 1 | FARMLAND | Taxable Total: | 33,170 |
| 643000 | NW-10-26-18-4 | 156.64 Acres | 100% Alberta School Foundation Fund | | | | |
| | F | LAND | T | 1 | FARMLAND | Taxable Total: | 33,370 |
| 644000 | SE-10-26-18-4 | 158.97 Acres | 100% Alberta School Foundation Fund | | | | |
| | F | LAND | T | 1 | FARMLAND | Taxable Total: | 23,510 |
| 644010 | 9910381 1 W -10-26-18-4 31.11 Acres 261043 RGE RD 183 | | NORTHWEST CORNER OF SW QRT | | | | |
| | F | LAND & IMPROVEMENTS | T | 1 | FARMLAND | | 1,950 |
| | R | | T | 103 | RESIDENTIAL LAND & IMPROVEMENTS | | 320,850 |
| | | | Taxable Total: | | | | 322,800 |
| | R | | E | 901 | RURAL RESIDENCE EXEMPTION (RAP) | | 1,950 |
| | R | | E | 903 | FARM BUILDING EXEMPT | | 11,460 |
| | | | 100% Alberta School Foundation Fund | | | | |
| | | | Exempt Total: | | | | 13,410 |
| | | | Totals: | | | | 336,210 |
| 645000 | SW-10-26-18-4 | 132.25 Acres | | | | | |



2020 Assessment Roll (Valuation Date 1-July, 2020) 2021 Taxation Year, Wheatland County

Assessment Year: 2020
Tax Year: 2021

| Roll | Legal Address | | | | | | Total |
|--------|---------------|--------------|--|---|---|-------------------------------------|--------|
| | F | LAND | | T | 1 | FARMLAND | |
| | | | | | | 100% Alberta School Foundation Fund | |
| 646000 | NE-11-26-18-4 | 160.00 Acres | | | | Taxable Total: | 23,460 |
| | F | LAND | | T | 1 | FARMLAND | |
| | | | | | | 100% Alberta School Foundation Fund | |
| 647000 | NW-11-26-18-4 | 158.97 Acres | | | | Taxable Total: | 25,500 |
| | F | LAND | | T | 1 | FARMLAND | |
| | | | | | | 100% Alberta School Foundation Fund | |
| 648000 | SE-11-26-18-4 | 160.00 Acres | | | | Taxable Total: | 28,470 |
| | F | LAND | | T | 1 | FARMLAND | |
| | | | | | | 100% Alberta School Foundation Fund | |
| 649000 | SW-11-26-18-4 | 158.97 Acres | | | | Taxable Total: | 28,370 |
| | F | LAND | | T | 1 | FARMLAND | |
| | | | | | | 100% Alberta School Foundation Fund | |
| 650000 | NE-12-26-18-4 | 160.00 Acres | | | | Taxable Total: | 24,230 |
| | F | LAND | | T | 1 | FARMLAND | |
| | | | | | | 100% Alberta School Foundation Fund | |
| 651000 | NW-12-26-18-4 | 160.00 Acres | | | | Taxable Total: | 26,010 |
| | F | LAND | | T | 1 | FARMLAND | |
| | | | | | | 100% Alberta School Foundation Fund | |
| 652000 | SE-12-26-18-4 | 159.47 Acres | | | | Taxable Total: | 28,600 |
| | F | LAND | | T | 1 | FARMLAND | |
| | | | | | | 100% Alberta School Foundation Fund | |
| 653000 | SW-12-26-18-4 | 160.00 Acres | | | | Taxable Total: | 23,290 |
| | F | LAND | | T | 1 | FARMLAND | |
| | | | | | | 100% Alberta School Foundation Fund | |
| | | | | | | Taxable Total: | 31,040 |



2020 Assessment Roll (Valuation Date 1-July, 2020) 2021 Taxation Year, Wheatland County

Assessment Year: 2020
Tax Year: 2021

| Roll | Legal Address | | | | | Total |
|--------|---------------|--------------|-------------------------------------|----------------|--|--------|
| 654000 | NE-13-26-18-4 | 160.00 Acres | | | | |
| | F LAND | | T 1 FARMLAND | Taxable Total: | | 25,420 |
| | | | 100% Alberta School Foundation Fund | | | |
| 655000 | NW-13-26-18-4 | 160.00 Acres | | | | |
| | F LAND | | T 1 FARMLAND | Taxable Total: | | 22,060 |
| | | | 100% Alberta School Foundation Fund | | | |
| 656000 | SE-13-26-18-4 | 160.00 Acres | | | | |
| | F LAND | | T 1 FARMLAND | Taxable Total: | | 28,900 |
| | | | 100% Alberta School Foundation Fund | | | |
| 657000 | SW-13-26-18-4 | 160.00 Acres | | | | |
| | F LAND | | T 1 FARMLAND | Taxable Total: | | 28,620 |
| | | | 100% Alberta School Foundation Fund | | | |
| 658000 | NE-14-26-18-4 | 160.00 Acres | | | | |
| | F LAND | | T 1 FARMLAND | Taxable Total: | | 27,930 |
| | | | 100% Alberta School Foundation Fund | | | |
| 659000 | NW-14-26-18-4 | 158.97 Acres | | | | |
| | F LAND | | T 1 FARMLAND | Taxable Total: | | 29,760 |
| | | | 100% Alberta School Foundation Fund | | | |
| 660000 | SE-14-26-18-4 | 160.00 Acres | | | | |
| | F LAND | | T 1 FARMLAND | Taxable Total: | | 27,330 |
| | | | 100% Alberta School Foundation Fund | | | |
| 661000 | SW-14-26-18-4 | 158.97 Acres | | | | |
| | F LAND | | T 1 FARMLAND | Taxable Total: | | 29,020 |
| | | | 100% Alberta School Foundation Fund | | | |
| 662000 | NE-15-26-18-4 | 156.99 Acres | | | | |
| | F LAND | | T 1 FARMLAND | Taxable Total: | | 34,160 |



2020 Assessment Roll (Valuation Date 1-July, 2020) 2021 Taxation Year, Wheatland County

Assessment Year: 2020
Tax Year: 2021

| Roll | Legal Address | | | | | | Total |
|--------|-------------------------|---------------------|--|-----|---------------------------------|----------------|---------|
| | | | 100% Alberta School Foundation Fund | | | | |
| 663000 | NW-15-26-18-4 | 129.59 Acres | | | | | |
| | F | LAND | T | 1 | FARMLAND | Taxable Total: | 25,620 |
| | | | 100% Alberta School Foundation Fund | | | | |
| 663010 | 9511067 1 NW-15-26-18-4 | 28.42 Acres | NORTHEAST CORNER | | | | |
| | | 182057 TWP RD 263 | | | | | |
| | F | LAND & IMPROVEMENTS | T | 1 | FARMLAND | | 2,620 |
| | R | | T | 103 | RESIDENTIAL LAND & IMPROVEMENTS | | 272,780 |
| | | | Taxable Total: | | | | 275,400 |
| | R | | E | 901 | RURAL RESIDENCE EXEMPTION (RAP) | | 2,620 |
| | | | 100% Alberta School Foundation Fund | | | | |
| | | | Totals: | | | | 278,020 |
| 664000 | SE-15-26-18-4 | 158.97 Acres | WheatlandWind FarmMaintenance_Substation | | | | |
| | F | LAND | T | 1 | FARMLAND | Taxable Total: | 31,570 |
| | | | 100% Alberta School Foundation Fund | | | | |
| 665000 | SW-15-26-18-4 | 160.00 Acres | | | | | |
| | F | LAND | T | 1 | FARMLAND | Taxable Total: | 31,000 |
| | | | 100% Alberta School Foundation Fund | | | | |
| 666000 | NE-16-26-18-4 | 158.00 Acres | | | | | |
| | F | LAND | T | 1 | FARMLAND | Taxable Total: | 34,000 |
| | | | 100% Alberta School Foundation Fund | | | | |
| 667000 | NW-16-26-18-4 | 158.00 Acres | | | | | |
| | F | LAND | T | 1 | FARMLAND | Taxable Total: | 32,090 |
| | | | 100% Alberta School Foundation Fund | | | | |
| 668000 | SE-16-26-18-4 | 160.00 Acres | | | | | |
| | F | LAND | T | 1 | FARMLAND | Taxable Total: | 32,300 |
| | | | 100% Alberta School Foundation Fund | | | | |
| 669000 | SW-16-26-18-4 | 160.00 Acres | | | | | |
| | F | LAND | T | 1 | FARMLAND | Taxable Total: | 35,470 |



2020 Assessment Roll (Valuation Date 1-July, 2020) 2021 Taxation Year, Wheatland County

Assessment Year: 2020
Tax Year: 2021

| Roll | Legal Address | | | | | | Total |
|--------|---------------------------------------|--------------|---------------------------------------|--|----------------|--|---------|
| | | | 100% Alberta School Foundation Fund | | | | |
| 670000 | NE-17-26-18-4 | 158.00 Acres | | | | | |
| | F LAND | | T 1 FARMLAND | | Taxable Total: | | 35,610 |
| | | | 100% Alberta School Foundation Fund | | | | |
| 671000 | NW-17-26-18-4 | 158.00 Acres | | | | | |
| | F LAND | | T 1 FARMLAND | | Taxable Total: | | 36,130 |
| | | | 100% Alberta School Foundation Fund | | | | |
| 672000 | SE-17-26-18-4 | 160.00 Acres | | | | | |
| | F LAND | | T 1 FARMLAND | | Taxable Total: | | 36,300 |
| | | | 100% Alberta School Foundation Fund | | | | |
| 673000 | SW-17-26-18-4 | 160.00 Acres | | | | | |
| | F LAND | | T 1 FARMLAND | | Taxable Total: | | 29,220 |
| | | | 100% Alberta School Foundation Fund | | | | |
| 674000 | NE-18-26-18-4 | 158.01 Acres | | | | | |
| | F LAND | | T 1 FARMLAND | | Taxable Total: | | 34,390 |
| | | | 100% Alberta School Foundation Fund | | | | |
| 675000 | NW-18-26-18-4 | 154.01 Acres | | | | | |
| | F LAND | | T 1 FARMLAND | | Taxable Total: | | 30,870 |
| | | | 100% Alberta School Foundation Fund | | | | |
| 676000 | SE-18-26-18-4 | 150.00 Acres | | | | | |
| | F LAND | | T 1 FARMLAND | | Taxable Total: | | 19,610 |
| | | | 100% Alberta School Foundation Fund | | | | |
| 676010 | 2011366 1 1 SE-18-26-18-4 10.00 Acres | | SW CORNER LSD 2 | | | | |
| | 185018 TWP RD 262 | | | | | | |
| | F LAND & IMPROVEMENTS | | T 1 FARMLAND | | | | 1,350 |
| | R | | T 103 RESIDENTIAL LAND & IMPROVEMENTS | | | | 421,250 |
| | | | Taxable Total: | | | | 422,600 |
| | R | | E 901 RURAL RESIDENCE EXEMPTION (RAP) | | | | 1,350 |
| | | | Totals: | | | | 423,950 |



2020 Assessment Roll (Valuation Date 1-July, 2020) 2021 Taxation Year, Wheatland County

Assessment Year: 2020
Tax Year: 2021

| Roll | Legal Address | 100% Alberta School Foundation Fund | | | | | Total |
|--------|-----------------------|-------------------------------------|--|----------------|--------|--------|-------|
| 677000 | SW-18-26-18-4 | 160.00 Acres | | | | | |
| | F LAND | | T 1 FARMLAND | Taxable Total: | | 34,360 | |
| | | | 100% Alberta School Foundation Fund | | | | |
| 678000 | NE-19-26-18-4 | 160.00 Acres | | | | | |
| | F LAND | | T 1 FARMLAND | Taxable Total: | | 11,950 | |
| | | | 100% The Golden Hills Reg. Div. 15 | | | | |
| 679000 | NW-19-26-18-4 | 160.00 Acres | | | | | |
| | F LAND | | T 1 FARMLAND | Taxable Total: | | 7,950 | |
| | | | 100% The Golden Hills Reg. Div. 15 | | | | |
| 680000 | SE-19-26-18-4 | 158.01 Acres | | | | | |
| | F LAND | | T 1 FARMLAND | Taxable Total: | | 31,790 | |
| | | | 100% Alberta School Foundation Fund | | | | |
| 681000 | SW-19-26-18-4 | 158.01 Acres | | | | | |
| | F LAND | | T 1 FARMLAND | Taxable Total: | | 34,380 | |
| | | | 100% The Golden Hills Reg. Div. 15 | | | | |
| 682000 | NE-20-26-18-4 | 160.00 Acres | Aerial Internet Solutions Tower | | | | |
| | F LAND & IMPROVEMENTS | | T 1 FARMLAND | | | 27,680 | |
| | NR | | T 105 NON-RESEIDENTIAL LAND & IMPROVEMENTS | | | 48,790 | |
| | | | 100% The Golden Hills Reg. Div. 15 | | | | |
| | | | Taxable Total: | | 76,470 | | |
| 683000 | NW-20-26-18-4 | 160.00 Acres | | | | | |
| | F LAND | | T 1 FARMLAND | Taxable Total: | | 17,600 | |
| | | | 100% The Golden Hills Reg. Div. 15 | | | | |
| 685000 | SE-20-26-18-4 | 158.00 Acres | | | | | |
| | F LAND | | T 1 FARMLAND | Taxable Total: | | 35,890 | |
| | | | 100% Alberta School Foundation Fund | | | | |
| 686000 | SW-20-26-18-4 | 158.00 Acres | | | | | |



2020 Assessment Roll (Valuation Date 1-July, 2020) 2021 Taxation Year, Wheatland County

Assessment Year: 2020
Tax Year: 2021

| Roll | Legal Address | | | | | Taxable Total: | Total |
|--------|---------------|---------------------|---|-----|--------------------------------------|---------------------------------------|---------|
| 687000 | F | LAND | T | 1 | FARMLAND | | 33,450 |
| | | | | | 100% Alberta School Foundation Fund | | |
| | NE-21-26-18-4 | 160.00 Acres | | | | Indian Springs Gravel Pit | |
| 688000 | F | LAND & IMPROVEMENTS | T | 1 | FARMLAND | | 12,520 |
| | NR | | T | 105 | NON-RESEIDENTIAL LAND & IMPROVEMENTS | | 76,870 |
| | | | | | 100% Alberta School Foundation Fund | Taxable Total: | 89,390 |
| | NE-21-26-18-4 | 2.18 Acres | | | | TOWER SITE LSD 16 Atco Electric Tower | |
| 689000 | NR | LAND & IMPROVEMENTS | T | 105 | NON-RESEIDENTIAL LAND & IMPROVEMENTS | Taxable Total: | 219,160 |
| | | | | | 100% Alberta School Foundation Fund | | |
| | NW-21-26-18-4 | 160.00 Acres | | | | Indian Springs Gravel Pit | |
| 690000 | F | LAND | T | 1 | FARMLAND | | 13,760 |
| | NR | | T | 105 | NON-RESEIDENTIAL LAND & IMPROVEMENTS | | 46,620 |
| | | | | | 100% Alberta School Foundation Fund | Taxable Total: | 60,380 |
| | SE-21-26-18-4 | 158.00 Acres | | | | | |
| 691000 | F | LAND | T | 1 | FARMLAND | Taxable Total: | 29,710 |
| | | | | | 100% Alberta School Foundation Fund | | |
| | SW-21-26-18-4 | 158.00 Acres | | | | | |
| 692000 | F | LAND | T | 1 | FARMLAND | Taxable Total: | 34,070 |
| | | | | | 100% Alberta School Foundation Fund | | |
| | NE-22-26-18-4 | 158.97 Acres | | | | Met Tower Site Greengate | |
| 693000 | F | LAND & IMPROVEMENTS | T | 1 | FARMLAND | | 25,600 |
| | NR | | T | 105 | NON-RESEIDENTIAL LAND & IMPROVEMENTS | | 39,550 |
| | | | | | 100% Alberta School Foundation Fund | Taxable Total: | 65,150 |
| | NW-22-26-18-4 | 160.00 Acres | | | | | |
| 694000 | F | LAND | T | 1 | FARMLAND | Taxable Total: | 25,530 |
| | | | | | 100% Alberta School Foundation Fund | | |
| | SE-22-26-18-4 | 156.99 Acres | | | | | |



2020 Assessment Roll (Valuation Date 1-July, 2020) 2021 Taxation Year, Wheatland County

Assessment Year: 2020
Tax Year: 2021

| Roll | Legal Address | | | | | Total |
|--------|-------------------------|---------------------|---|-----|-------------------------------------|--------------------------|
| | F | LAND | T | 1 | FARMLAND | Taxable Total: 32,790 |
| 695000 | SW-22-26-18-4 | 117.98 Acres | | | 100% Alberta School Foundation Fund | LSD 3 TO 6 & 9 TO 16 |
| | F | LAND | T | 1 | FARMLAND | Taxable Total: 21,700 |
| 695010 | 9010807 1 SW-22-26-18-4 | 40.03 Acres | | | 100% Alberta School Foundation Fund | LSD 1, 2 7 & 8 |
| | | 182056 TWP RD 263 | | | | |
| | F | LAND & IMPROVEMENTS | T | 1 | FARMLAND | 4,650 |
| | R | | T | 103 | RESIDENTIAL LAND & IMPROVEMENTS | 196,250 |
| | | | | | Taxable Total: | 200,900 |
| | R | | E | 901 | RURAL RESIDENCE EXEMPTION (RAP) | 4,650 |
| | | | | | 100% Alberta School Foundation Fund | Totals: 205,550 |
| 696000 | NE-23-26-18-4 | 158.97 Acres | | | | |
| | F | LAND | T | 1 | FARMLAND | Taxable Total: 25,680 |
| 697000 | NW-23-26-18-4 | 157.95 Acres | | | 100% Alberta School Foundation Fund | |
| | F | LAND | T | 1 | FARMLAND | Taxable Total: 26,720 |
| 698000 | SE-23-26-18-4 | 160.00 Acres | | | 100% Alberta School Foundation Fund | |
| | F | LAND | T | 1 | FARMLAND | Taxable Total: 24,800 |
| 699000 | SW-23-26-18-4 | 158.97 Acres | | | 100% Alberta School Foundation Fund | |
| | F | LAND | T | 1 | FARMLAND | Taxable Total: 20,560 |
| 700000 | NE-24-26-18-4 | 155.45 Acres | | | 100% Alberta School Foundation Fund | |
| | F | LAND | T | 1 | FARMLAND | Taxable Total: 21,150 |
| 701000 | NW-24-26-18-4 | 158.97 Acres | | | 100% Alberta School Foundation Fund | Met Tower Site Greengate |
| | F | LAND & IMPROVEMENTS | T | 1 | FARMLAND | 26,250 |



2020 Assessment Roll (Valuation Date 1-July, 2020) 2021 Taxation Year, Wheatland County

Assessment Year: 2020
Tax Year: 2021

| Roll | Legal Address | | | | | Total |
|--------|---------------|--------------------------|---|------|--------------------------------------|------------------------|
| | NR | | T | 105 | NON-RESEIDENTIAL LAND & IMPROVEMENTS | 77,210 |
| | | | | 100% | Alberta School Foundation Fund | Taxable Total: 103,460 |
| 702000 | SE-24-26-18-4 | 158.86 Acres | | | | |
| | F | LAND | T | 1 | FARMLAND | Taxable Total: 25,680 |
| | | | | 100% | Alberta School Foundation Fund | |
| 702010 | 4604BM OT | SE-24-26-18-4 0.22 Acres | | | N.E. PART OF LSD 1 | |
| | NR | LAND | E | 154 | PROVINCIAL EXEMPT | Exempt Total: 110 |
| | | | | 100% | Alberta School Foundation Fund | |
| 703000 | SW-24-26-18-4 | 160.00 Acres | | | | |
| | F | LAND | T | 1 | FARMLAND | Taxable Total: 24,670 |
| | | | | 100% | Alberta School Foundation Fund | |
| 704000 | NE-25-26-18-4 | 160.00 Acres | | | | |
| | F | LAND | T | 1 | FARMLAND | Taxable Total: 10,980 |
| | | | | 100% | Alberta School Foundation Fund | |
| 705000 | NW-25-26-18-4 | 160.00 Acres | | | | |
| | F | LAND | T | 1 | FARMLAND | Taxable Total: 10,580 |
| | | | | 100% | Alberta School Foundation Fund | |
| 706000 | SE-25-26-18-4 | 158.97 Acres | | | | |
| | F | LAND | T | 1 | FARMLAND | Taxable Total: 18,510 |
| | | | | 100% | Alberta School Foundation Fund | |
| 707000 | SW-25-26-18-4 | 158.97 Acres | | | | |
| | F | LAND | T | 1 | FARMLAND | Taxable Total: 22,010 |
| | | | | 100% | Alberta School Foundation Fund | |
| 708000 | NE-26-26-18-4 | 160.00 Acres | | | | |
| | F | LAND | T | 1 | FARMLAND | Taxable Total: 11,070 |
| | | | | 100% | Alberta School Foundation Fund | |



2020 Assessment Roll (Valuation Date 1-July, 2020) 2021 Taxation Year, Wheatland County

Assessment Year: 2020
Tax Year: 2021

| Roll | Legal Address | | | | | | Total |
|--------|-------------------------|--------------|---|-----|-------------------------------------|--|--------|
| 709000 | NW-26-26-18-4 | 160.00 Acres | | | | | |
| | F | LAND | T | 1 | FARMLAND | Taxable Total: | 11,990 |
| | | | | | 100% Alberta School Foundation Fund | | |
| 710000 | SE-26-26-18-4 | 158.97 Acres | | | | | |
| | F | LAND | T | 1 | FARMLAND | Taxable Total: | 24,440 |
| | | | | | 100% Alberta School Foundation Fund | | |
| 711000 | SW-26-26-18-4 | 158.97 Acres | | | | | |
| | F | LAND | T | 1 | FARMLAND | Taxable Total: | 24,440 |
| | | | | | 100% Alberta School Foundation Fund | | |
| 712000 | NE-27-26-18-4 | 160.00 Acres | | | | | |
| | F | LAND | T | 1 | FARMLAND | Taxable Total: | 9,840 |
| | | | | | 100% Alberta School Foundation Fund | | |
| 713000 | NW-27-26-18-4 | 115.31 Acres | | | | | |
| | F | LAND | T | 1 | FARMLAND | Taxable Total: | 6,620 |
| | | | | | 100% Alberta School Foundation Fund | | |
| 714000 | 6082JK OT NW-27-26-18-4 | 44.69 Acres | | | | | |
| | | | | | | Gravel Pit Site Wheatland County Nagloren Gravel Pit | |
| | NR | LAND | E | 152 | MUNI GRAVEL OPERATION- EXEMPT | Exempt Total: | 71,510 |
| | | | | | 100% Alberta School Foundation Fund | | |
| 715000 | SE-27-26-18-4 | 159.05 Acres | | | | | |
| | F | LAND | T | 1 | FARMLAND | Taxable Total: | 19,690 |
| | | | | | 100% Alberta School Foundation Fund | | |
| 716000 | SW-27-26-18-4 | 159.67 Acres | | | | | |
| | F | LAND | T | 1 | FARMLAND | Taxable Total: | 13,290 |
| | | | | | 100% Alberta School Foundation Fund | | |
| 717000 | NE-28-26-18-4 | 62.69 Acres | | | | | |
| | | | | | | SW OF ROAD LESS GRAVEL PIT Wheatland County Gravel pit | |
| | NR | LAND | E | 155 | WHEATLAND COUNTY EXEMPT | Exempt Total: | 82,090 |



2020 Assessment Roll (Valuation Date 1-July, 2020) 2021 Taxation Year, Wheatland County

Assessment Year: 2020
Tax Year: 2021

| Roll | Legal Address | | | | | | Total |
|--------|---------------|---------------|--------------|-------------------------------------|-------------------------------|--------------------------------------|--------|
| | | | | 100% Alberta School Foundation Fund | | | |
| 718000 | 6614JK OT | NE-28-26-18-4 | 51.20 Acres | | Gravel Pit Site WEST OF ROAD | Minister of H&T Gravel pit | |
| | NR | LAND | | E 154 | PROVINCIAL EXEMPT | Exempt Total: | 75,330 |
| | | | | 100% Alberta School Foundation Fund | | | |
| 719000 | NE-28-26-18-4 | | 40.00 Acres | | NORTHEAST OF ROAD | Wheatland County Nagloren Gravel Pit | |
| | NR | LAND | | E 152 | MUNI GRAVEL OPERATION- EXEMPT | Exempt Total: | 68,750 |
| | | | | 100% Alberta School Foundation Fund | | | |
| 720000 | NW-28-26-18-4 | | 160.00 Acres | | | | |
| | F | LAND | | T 1 | FARMLAND | Taxable Total: | 10,040 |
| | | | | 100% Alberta School Foundation Fund | | | |
| 721000 | SE-28-26-18-4 | | 80.00 Acres | | NORTH HALF | | |
| | F | LAND | | T 1 | FARMLAND | Taxable Total: | 10,990 |
| | | | | 100% Alberta School Foundation Fund | | | |
| 722000 | SE-28-26-18-4 | | 80.00 Acres | | SOUTH HALF | Reclaimed Gravel NAGLOREN PIT | |
| | NR | LAND | | E 152 | MUNI GRAVEL OPERATION- EXEMPT | Exempt Total: | 92,260 |
| | | | | 100% Alberta School Foundation Fund | | | |
| 723000 | SW-28-26-18-4 | | 160.00 Acres | | | | |
| | F | LAND | | T 1 | FARMLAND | Taxable Total: | 10,510 |
| | | | | 100% Alberta School Foundation Fund | | | |
| 724000 | NE-29-26-18-4 | | 160.00 Acres | | | | |
| | F | LAND | | T 1 | FARMLAND | Taxable Total: | 9,000 |
| | | | | 100% Alberta School Foundation Fund | | | |
| 725000 | NW-29-26-18-4 | | 160.00 Acres | | | | |
| | F | LAND | | T 1 | FARMLAND | Taxable Total: | 9,100 |
| | | | | 100% Alberta School Foundation Fund | | | |
| 726000 | SE-29-26-18-4 | | 160.00 Acres | | | | |



2020 Assessment Roll (Valuation Date 1-July, 2020) 2021 Taxation Year, Wheatland County

Assessment Year: 2020
Tax Year: 2021

| Roll | Legal Address | | | | | | Total |
|--------|---------------|--------------|---|---|-------------------------------------|----------------|--------|
| | F | LAND | T | 1 | FARMLAND | Taxable Total: | 9,500 |
| 727000 | SW-29-26-18-4 | 160.00 Acres | | | 100% Alberta School Foundation Fund | | |
| | F | LAND | T | 1 | FARMLAND | Taxable Total: | 9,130 |
| 728000 | NE-30-26-18-4 | 160.00 Acres | | | 100% Alberta School Foundation Fund | | |
| | F | LAND | T | 1 | FARMLAND | Taxable Total: | 9,150 |
| 729000 | NW-30-26-18-4 | 160.00 Acres | | | 100% Alberta School Foundation Fund | | |
| | F | LAND | T | 1 | FARMLAND | Taxable Total: | 8,920 |
| 730000 | SE-30-26-18-4 | 160.00 Acres | | | 100% Alberta School Foundation Fund | | |
| | F | LAND | T | 1 | FARMLAND | Taxable Total: | 9,030 |
| 731000 | SW-30-26-18-4 | 160.00 Acres | | | 100% Alberta School Foundation Fund | | |
| | F | LAND | T | 1 | FARMLAND | Taxable Total: | 8,180 |
| 732000 | NE-31-26-18-4 | 159.00 Acres | | | 100% Alberta School Foundation Fund | | |
| | F | LAND | T | 1 | FARMLAND | Taxable Total: | 11,610 |
| 733000 | NW-31-26-18-4 | 159.00 Acres | | | 100% Alberta School Foundation Fund | | |
| | F | LAND | T | 1 | FARMLAND | Taxable Total: | 11,180 |
| 734000 | SE-31-26-18-4 | 160.00 Acres | | | 100% Alberta School Foundation Fund | | |
| | F | LAND | T | 1 | FARMLAND | Taxable Total: | 10,320 |
| | | | | | 100% Alberta School Foundation Fund | | |



2020 Assessment Roll (Valuation Date 1-July, 2020) 2021 Taxation Year, Wheatland County

Assessment Year: 2020
Tax Year: 2021

| Roll | Legal Address | | | | | | Total |
|--------|---------------------------|---------------------|------------------|-----|-------------------------------------|----------------|---------|
| 735000 | SW-31-26-18-4 | 160.00 Acres | | | | | |
| | F | LAND | T | 1 | FARMLAND | Taxable Total: | 10,800 |
| | | | | | 100% Alberta School Foundation Fund | | |
| 736000 | NE-32-26-18-4 | 154.28 Acres | | | | | |
| | F | LAND | T | 1 | FARMLAND | Taxable Total: | 16,740 |
| | | | | | 100% Alberta School Foundation Fund | | |
| 736010 | 0011500 1 1 NE-32-26-18-4 | 4.72 Acres | | | | | |
| | | 184005 TWP RD 270 | NORTHEAST CORNER | | | | |
| | R | LAND & IMPROVEMENTS | T | 103 | RESIDENTIAL LAND & IMPROVEMENTS | | 180,600 |
| | R | | E | 903 | FARM BUILDING EXEMPT | | 2,420 |
| | | | | | 100% Alberta School Foundation Fund | Totals: | 183,020 |
| 737000 | NW-32-26-18-4 | 159.00 Acres | | | | | |
| | F | LAND | T | 1 | FARMLAND | Taxable Total: | 16,170 |
| | | | | | 100% Alberta School Foundation Fund | | |
| 738000 | SE-32-26-18-4 | 160.00 Acres | | | | | |
| | F | LAND | T | 1 | FARMLAND | Taxable Total: | 20,410 |
| | | | | | 100% Alberta School Foundation Fund | | |
| 739000 | SW-32-26-18-4 | 160.00 Acres | | | | | |
| | F | LAND | T | 1 | FARMLAND | Taxable Total: | 12,740 |
| | | | | | 100% Alberta School Foundation Fund | | |
| 740000 | NE-33-26-18-4 | 157.99 Acres | | | | | |
| | F | LAND | T | 1 | FARMLAND | Taxable Total: | 10,910 |
| | | | | | 100% Alberta School Foundation Fund | | |
| 741000 | NW-33-26-18-4 | 153.23 Acres | | | | | |
| | F | LAND | T | 1 | FARMLAND | Taxable Total: | 10,700 |
| | | | | | 100% Alberta School Foundation Fund | | |
| 742000 | SE-33-26-18-4 | 153.41 Acres | | | | | |



2020 Assessment Roll (Valuation Date 1-July, 2020) 2021 Taxation Year, Wheatland County

Assessment Year: 2020
Tax Year: 2021

| Roll | Legal Address | | | | | | Total |
|--------|---------------|--------------|---|-----|--------------------------------------|----------------|--------|
| | F | LAND | T | 1 | FARMLAND | | 8,530 |
| | NR | | T | 105 | NON-RESEIDENTIAL LAND & IMPROVEMENTS | | 32,500 |
| | | | | | 100% Alberta School Foundation Fund | Taxable Total: | 41,030 |
| 743000 | SW-33-26-18-4 | 160.00 Acres | | | | | |
| | F | LAND | T | 1 | FARMLAND | Taxable Total: | 7,830 |
| | | | | | 100% Alberta School Foundation Fund | | |
| 744000 | NE-34-26-18-4 | 159.00 Acres | | | | | |
| | F | LAND | T | 1 | FARMLAND | Taxable Total: | 10,320 |
| | | | | | 100% Alberta School Foundation Fund | | |
| 745000 | NW-34-26-18-4 | 159.00 Acres | | | | | |
| | F | LAND | T | 1 | FARMLAND | Taxable Total: | 9,880 |
| | | | | | 100% Alberta School Foundation Fund | | |
| 746000 | SE-34-26-18-4 | 160.00 Acres | | | | | |
| | F | LAND | T | 1 | FARMLAND | Taxable Total: | 9,540 |
| | | | | | 100% Alberta School Foundation Fund | | |
| 747000 | SW-34-26-18-4 | 160.00 Acres | | | | | |
| | F | LAND | T | 1 | FARMLAND | Taxable Total: | 8,880 |
| | | | | | 100% Alberta School Foundation Fund | | |
| 748000 | NE-35-26-18-4 | 159.00 Acres | | | | | |
| | F | LAND | T | 1 | FARMLAND | Taxable Total: | 11,740 |
| | | | | | 100% Alberta School Foundation Fund | | |
| 749000 | NW-35-26-18-4 | 159.00 Acres | | | | | |
| | F | LAND | T | 1 | FARMLAND | Taxable Total: | 10,240 |
| | | | | | 100% Alberta School Foundation Fund | | |
| 750000 | SE-35-26-18-4 | 160.00 Acres | | | | | |
| | F | LAND | T | 1 | FARMLAND | Taxable Total: | 9,000 |
| | | | | | 100% Alberta School Foundation Fund | | |



2020 Assessment Roll (Valuation Date 1-July, 2020) 2021 Taxation Year, Wheatland County

Assessment Year: 2020
Tax Year: 2021

| Roll | Legal Address | | | | | | Total |
|--------|---------------|--------------|-------------------------------------|--|----------------|--|--------|
| 751000 | SW-35-26-18-4 | 160.00 Acres | | | | | |
| | F LAND | | T 1 FARMLAND | | Taxable Total: | | 11,610 |
| | | | 100% Alberta School Foundation Fund | | | | |
| 752000 | NE-36-26-18-4 | 160.00 Acres | | | | | |
| | F LAND | | T 1 FARMLAND | | Taxable Total: | | 11,460 |
| | | | 100% Alberta School Foundation Fund | | | | |
| 753000 | NW-36-26-18-4 | 160.00 Acres | | | | | |
| | F LAND | | T 1 FARMLAND | | Taxable Total: | | 11,400 |
| | | | 100% Alberta School Foundation Fund | | | | |
| 754000 | SE-36-26-18-4 | 160.00 Acres | | | | | |
| | F LAND | | T 1 FARMLAND | | Taxable Total: | | 12,050 |
| | | | 100% Alberta School Foundation Fund | | | | |
| 755000 | SW-36-26-18-4 | 160.00 Acres | | | | | |
| | F LAND | | T 1 FARMLAND | | Taxable Total: | | 10,040 |
| | | | 100% Alberta School Foundation Fund | | | | |
| 756000 | NE-1-27-18-4 | 160.00 Acres | | | | | |
| | F LAND | | T 1 FARMLAND | | Taxable Total: | | 3,580 |
| | | | 100% Alberta School Foundation Fund | | | | |
| 757000 | NW-1-27-18-4 | 160.00 Acres | | | | | |
| | F LAND | | T 1 FARMLAND | | Taxable Total: | | 9,350 |
| | | | 100% Alberta School Foundation Fund | | | | |
| 758000 | SE-1-27-18-4 | 160.00 Acres | | | | | |
| | F LAND | | T 1 FARMLAND | | Taxable Total: | | 8,670 |
| | | | 100% Alberta School Foundation Fund | | | | |
| 759000 | SW-1-27-18-4 | 160.00 Acres | | | | | |
| | F LAND | | T 1 FARMLAND | | Taxable Total: | | 8,680 |



2020 Assessment Roll (Valuation Date 1-July, 2020) 2021 Taxation Year, Wheatland County

Assessment Year: 2020
Tax Year: 2021

| Roll | Legal Address | | | | | | Total |
|--------|---------------|--------------|-------------------------------------|--|----------------|--|--------|
| | | | 100% Alberta School Foundation Fund | | | | |
| 760000 | NE-2-27-18-4 | 160.00 Acres | | | | | |
| | F LAND | | T 1 FARMLAND | | Taxable Total: | | 10,780 |
| | | | 100% Alberta School Foundation Fund | | | | |
| 761000 | NW-2-27-18-4 | 160.00 Acres | | | | | |
| | F LAND | | T 1 FARMLAND | | Taxable Total: | | 10,760 |
| | | | 100% Alberta School Foundation Fund | | | | |
| 762000 | SE-2-27-18-4 | 160.00 Acres | | | | | |
| | F LAND | | T 1 FARMLAND | | Taxable Total: | | 8,310 |
| | | | 100% Alberta School Foundation Fund | | | | |
| 763000 | SW-2-27-18-4 | 160.00 Acres | | | | | |
| | F LAND | | T 1 FARMLAND | | Taxable Total: | | 9,460 |
| | | | 100% Alberta School Foundation Fund | | | | |
| 764000 | NE-3-27-18-4 | 160.00 Acres | | | | | |
| | F LAND | | T 1 FARMLAND | | Taxable Total: | | 9,670 |
| | | | 100% Alberta School Foundation Fund | | | | |
| 765000 | NW-3-27-18-4 | 158.00 Acres | | | | | |
| | F LAND | | T 1 FARMLAND | | Taxable Total: | | 10,920 |
| | | | 100% Alberta School Foundation Fund | | | | |
| 766000 | SE-3-27-18-4 | 160.00 Acres | | | | | |
| | F LAND | | T 1 FARMLAND | | Taxable Total: | | 11,780 |
| | | | 100% Alberta School Foundation Fund | | | | |
| 767000 | SW-3-27-18-4 | 156.65 Acres | | | | | |
| | F LAND | | T 1 FARMLAND | | Taxable Total: | | 11,170 |
| | | | 100% Alberta School Foundation Fund | | | | |
| 767010 | NE-4-27-18-4 | 160.00 Acres | | | | | |



2020 Assessment Roll (Valuation Date 1-July, 2020) 2021 Taxation Year, Wheatland County

Assessment Year: 2020
Tax Year: 2021

| Roll | Legal Address | | | | | Total |
|--------|---------------|---------------------|---|-----|-------------------------------------|-----------------------|
| | F | LAND | T | 1 | FARMLAND | |
| | | | | | 100% Alberta School Foundation Fund | Taxable Total: 12,640 |
| 767020 | NW-4-27-18-4 | 160.00 Acres | | | | |
| | F | LAND | T | 1 | FARMLAND | |
| | | | | | 100% Alberta School Foundation Fund | Taxable Total: 9,700 |
| 767030 | SE-4-27-18-4 | 152.42 Acres | | | | |
| | F | LAND | T | 1 | FARMLAND | |
| | | | | | 100% Alberta School Foundation Fund | Taxable Total: 10,310 |
| 767040 | SE-4-27-18-4 | 7.58 Acres | | | | |
| | | 270014 HWY 564 | | | | SOUTHEAST CORNER |
| | F | LAND & IMPROVEMENTS | T | 1 | FARMLAND | 330 |
| | R | | T | 103 | RESIDENTIAL LAND & IMPROVEMENTS | 59,300 |
| | | | | | | Taxable Total: 59,630 |
| | R | | E | 903 | FARM BUILDING EXEMPT | 3,700 |
| | | | | | 100% Alberta School Foundation Fund | Totals: 63,330 |
| 767050 | SW-4-27-18-4 | 160.00 Acres | | | | |
| | F | LAND | T | 1 | FARMLAND | |
| | | | | | 100% Alberta School Foundation Fund | Taxable Total: 11,580 |
| 767060 | NE-5-27-18-4 | 160.00 Acres | | | | |
| | F | LAND | T | 1 | FARMLAND | |
| | | | | | 100% Alberta School Foundation Fund | Taxable Total: 10,840 |
| 767070 | NW-5-27-18-4 | 160.00 Acres | | | | |
| | F | LAND | T | 1 | FARMLAND | |
| | | | | | 100% Alberta School Foundation Fund | Taxable Total: 19,640 |
| 767080 | SE-5-27-18-4 | 160.00 Acres | | | | |
| | F | LAND | T | 1 | FARMLAND | |
| | | | | | 100% Alberta School Foundation Fund | Taxable Total: 20,220 |
| 767090 | SW-5-27-18-4 | 160.00 Acres | | | | |
| | F | LAND | T | 1 | FARMLAND | |
| | | | | | | Taxable Total: 16,740 |



2020 Assessment Roll (Valuation Date 1-July, 2020) 2021 Taxation Year, Wheatland County

Assessment Year: 2020
Tax Year: 2021

| Roll | Legal Address | | | | | | Total |
|--------|-----------------------|--------------|-------------------------------------|---------------------------------|----------------|--|---------|
| | | | 100% Alberta School Foundation Fund | | | | |
| 767100 | NE-6-27-18-4 | 160.00 Acres | | | | | |
| | F LAND | | T 1 | FARMLAND | Taxable Total: | | 22,820 |
| | | | 100% Alberta School Foundation Fund | | | | |
| 767110 | NW-6-27-18-4 | 160.00 Acres | | | | | |
| | 270051 RGE RD 190 | | | | | | |
| | F LAND & IMPROVEMENTS | | T 1 | FARMLAND | | | 25,510 |
| | R | | T 103 | RESIDENTIAL LAND & IMPROVEMENTS | | | 353,490 |
| | | | Taxable Total: | | | | 379,000 |
| | R | | E 901 | RURAL RESIDENCE EXEMPTION (RAP) | | | 25,510 |
| | R | | E 903 | FARM BUILDING EXEMPT | | | 12,610 |
| | | | 100% Alberta School Foundation Fund | | | | |
| | | | Exempt Total: | | | | 38,120 |
| | | | Totals: | | | | 417,120 |
| 767130 | SE-6-27-18-4 | 160.00 Acres | | | | | |
| | F LAND | | T 1 | FARMLAND | Taxable Total: | | 25,440 |
| | | | 100% Alberta School Foundation Fund | | | | |
| 767140 | SW-6-27-18-4 | 160.00 Acres | | | | | |
| | F LAND | | T 1 | FARMLAND | Taxable Total: | | 21,940 |
| | | | 100% Alberta School Foundation Fund | | | | |
| 767150 | NE-7-27-18-4 | 161.00 Acres | | | | | |
| | F LAND | | T 1 | FARMLAND | Taxable Total: | | 28,080 |
| | | | 100% Alberta School Foundation Fund | | | | |
| 767160 | NW-7-27-18-4 | 158.68 Acres | | | | | |
| | F LAND | | T 1 | FARMLAND | Taxable Total: | | 24,940 |
| | | | 100% Alberta School Foundation Fund | | | | |
| 767170 | SE-7-27-18-4 | 161.00 Acres | | | | | |
| | F LAND | | T 1 | FARMLAND | Taxable Total: | | 25,110 |
| | | | 100% Alberta School Foundation Fund | | | | |
| 767180 | SW-7-27-18-4 | 161.00 Acres | | | | | |



2020 Assessment Roll (Valuation Date 1-July, 2020) 2021 Taxation Year, Wheatland County

Assessment Year: 2020
Tax Year: 2021

| Roll | Legal Address | | | | | Total |
|--------|---------------|--------------|---|---|-------------------------------------|-----------------------|
| | F | LAND | T | 1 | FARMLAND | |
| | | | | | 100% Alberta School Foundation Fund | Taxable Total: 28,440 |
| 767190 | NE-8-27-18-4 | 160.00 Acres | | | | |
| | F | LAND | T | 1 | FARMLAND | |
| | | | | | 100% Alberta School Foundation Fund | Taxable Total: 25,260 |
| 767200 | NW-8-27-18-4 | 160.00 Acres | | | | |
| | F | LAND | T | 1 | FARMLAND | |
| | | | | | 100% Alberta School Foundation Fund | Taxable Total: 12,630 |
| 767210 | SE-8-27-18-4 | 160.00 Acres | | | | |
| | F | LAND | T | 1 | FARMLAND | |
| | | | | | 100% Alberta School Foundation Fund | Taxable Total: 13,710 |
| 767220 | SW-8-27-18-4 | 160.00 Acres | | | | |
| | F | LAND | T | 1 | FARMLAND | |
| | | | | | 100% Alberta School Foundation Fund | Taxable Total: 24,680 |
| 767230 | NE-9-27-18-4 | 160.00 Acres | | | | |
| | F | LAND | T | 1 | FARMLAND | |
| | | | | | 100% Alberta School Foundation Fund | Taxable Total: 25,340 |
| 767240 | NW-9-27-18-4 | 160.00 Acres | | | | |
| | F | LAND | T | 1 | FARMLAND | |
| | | | | | 100% Alberta School Foundation Fund | Taxable Total: 14,120 |
| 767250 | SE-9-27-18-4 | 160.00 Acres | | | | |
| | F | LAND | T | 1 | FARMLAND | |
| | | | | | 100% Alberta School Foundation Fund | Taxable Total: 14,750 |
| 767260 | SW-9-27-18-4 | 160.00 Acres | | | | |
| | F | LAND | T | 1 | FARMLAND | |
| | | | | | 100% Alberta School Foundation Fund | Taxable Total: 16,570 |



2020 Assessment Roll (Valuation Date 1-July, 2020) 2021 Taxation Year, Wheatland County

Assessment Year: 2020
Tax Year: 2021

| Roll | Legal Address | | | | | | Total |
|--------|---------------|--------------|---|---|-------------------------------------|----------------|--------|
| 768000 | NE-10-27-18-4 | 161.00 Acres | | | | | |
| | F | LAND | T | 1 | FARMLAND | Taxable Total: | 20,760 |
| | | | | | 100% Alberta School Foundation Fund | | |
| 769000 | NW-10-27-18-4 | 159.00 Acres | | | | | |
| | F | LAND | T | 1 | FARMLAND | Taxable Total: | 20,790 |
| | | | | | 100% Alberta School Foundation Fund | | |
| 770000 | SE-10-27-18-4 | 160.00 Acres | | | | | |
| | F | LAND | T | 1 | FARMLAND | Taxable Total: | 12,650 |
| | | | | | 100% Alberta School Foundation Fund | | |
| 771000 | SW-10-27-18-4 | 158.00 Acres | | | | | |
| | F | LAND | T | 1 | FARMLAND | Taxable Total: | 12,200 |
| | | | | | 100% Alberta School Foundation Fund | | |
| 772000 | NE-11-27-18-4 | 161.00 Acres | | | | | |
| | F | LAND | T | 1 | FARMLAND | Taxable Total: | 8,810 |
| | | | | | 100% Alberta School Foundation Fund | | |
| 773000 | NW-11-27-18-4 | 160.00 Acres | | | | | |
| | F | LAND | T | 1 | FARMLAND | Taxable Total: | 10,950 |
| | | | | | 100% Alberta School Foundation Fund | | |
| 774000 | SE-11-27-18-4 | 161.00 Acres | | | | | |
| | F | LAND | T | 1 | FARMLAND | Taxable Total: | 10,360 |
| | | | | | 100% Alberta School Foundation Fund | | |
| 775000 | SW-11-27-18-4 | 160.00 Acres | | | | | |
| | F | LAND | T | 1 | FARMLAND | Taxable Total: | 10,160 |
| | | | | | 100% Alberta School Foundation Fund | | |
| 776000 | NE-12-27-18-4 | 159.00 Acres | | | | | |
| | F | LAND | T | 1 | FARMLAND | Taxable Total: | 7,390 |



2020 Assessment Roll (Valuation Date 1-July, 2020) 2021 Taxation Year, Wheatland County

Assessment Year: 2020
Tax Year: 2021

| Roll | Legal Address | | | | | | Total |
|--------|---------------|--------------|-------------------------------------|--|----------------|-----------------------------|--------|
| | | | 100% Alberta School Foundation Fund | | | | |
| 777000 | NW-12-27-18-4 | 159.00 Acres | | | | | |
| | F LAND | | T 1 FARMLAND | | Taxable Total: | | 7,790 |
| | | | 100% Alberta School Foundation Fund | | | | |
| 778000 | SE-12-27-18-4 | 159.00 Acres | | | | | |
| | F LAND | | T 1 FARMLAND | | Taxable Total: | | 7,920 |
| | | | 100% Alberta School Foundation Fund | | | | |
| 779000 | SW-12-27-18-4 | 159.00 Acres | | | | | |
| | F LAND | | T 1 FARMLAND | | Taxable Total: | | 7,180 |
| | | | 100% Alberta School Foundation Fund | | | | |
| 779010 | SE-13-27-18-4 | 74.00 Acres | | | | SOUTH OF RIVER | |
| | F LAND | | T 1 FARMLAND | | Taxable Total: | | 1,010 |
| | | | 100% Alberta School Foundation Fund | | | | |
| 779020 | SW-13-27-18-4 | 112.30 Acres | | | | SOUTHWEST OF RIVER | |
| | F LAND | | T 1 FARMLAND | | Taxable Total: | | 2,780 |
| | | | 100% Alberta School Foundation Fund | | | | |
| 779060 | AL-14-27-18-4 | 507.70 Acres | | | | NE,NW,SE,SW QTRS S OF RIVER | |
| | F LAND | | T 1 FARMLAND | | Taxable Total: | | 20,520 |
| | | | 100% Alberta School Foundation Fund | | | | |
| 779070 | NE-15-27-18-4 | 161.00 Acres | | | | | |
| | F LAND | | T 1 FARMLAND | | Taxable Total: | | 13,900 |
| | | | 100% Alberta School Foundation Fund | | | | |
| 779080 | NW-15-27-18-4 | 160.81 Acres | | | | | |
| | F LAND | | T 1 FARMLAND | | Taxable Total: | | 30,040 |
| | | | 100% Alberta School Foundation Fund | | | | |
| 779090 | SE-15-27-18-4 | 161.00 Acres | | | | | |



2020 Assessment Roll (Valuation Date 1-July, 2020) 2021 Taxation Year, Wheatland County

Assessment Year: 2020
Tax Year: 2021

| Roll | Legal Address | | | | | Taxable Total: | Total |
|--------|---------------|---------------------|---|-----|-------------------------------------|----------------|---------|
| | F | LAND | T | 1 | FARMLAND | | 28,690 |
| | | | | | 100% Alberta School Foundation Fund | | |
| 779100 | SW-15-27-18-4 | 159.22 Acres | | | | | |
| | F | LAND | T | 1 | FARMLAND | Taxable Total: | 25,970 |
| | | | | | 100% Alberta School Foundation Fund | | |
| 779110 | NE-16-27-18-4 | 150.95 Acres | | | | | |
| | F | LAND | T | 1 | FARMLAND | Taxable Total: | 10,930 |
| | | | | | 100% Alberta School Foundation Fund | | |
| 779120 | NW-16-27-18-4 | 159.99 Acres | | | | | |
| | F | LAND | T | 1 | FARMLAND | Taxable Total: | 11,270 |
| | | | | | 100% Alberta School Foundation Fund | | |
| 779130 | SE-16-27-18-4 | 158.47 Acres | | | | | |
| | F | LAND | T | 1 | FARMLAND | Taxable Total: | 11,470 |
| | | | | | 100% Alberta School Foundation Fund | | |
| 779140 | SW-16-27-18-4 | 160.00 Acres | | | | | |
| | F | LAND | T | 1 | FARMLAND | Taxable Total: | 11,580 |
| | | | | | 100% Alberta School Foundation Fund | | |
| 779150 | NE-17-27-18-4 | 156.40 Acres | | | | | |
| | F | LAND | T | 1 | FARMLAND | Taxable Total: | 5,160 |
| | | | | | 100% Alberta School Foundation Fund | | |
| 779160 | NW-17-27-18-4 | 159.91 Acres | | | | | |
| | | 184077 HWY 569 | | | | | |
| | F | LAND & IMPROVEMENTS | T | 1 | FARMLAND | | 15,680 |
| | R | | T | 103 | RESIDENTIAL LAND & IMPROVEMENTS | | 219,630 |
| | | | | | | Taxable Total: | 235,310 |
| | R | | E | 901 | RURAL RESIDENCE EXEMPTION (RAP) | | 68,870 |
| | | | | | 100% Alberta School Foundation Fund | Totals: | 304,180 |
| 779170 | SE-17-27-18-4 | 160.00 Acres | | | | | |
| | F | LAND | T | 1 | FARMLAND | Taxable Total: | 14,950 |



2020 Assessment Roll (Valuation Date 1-July, 2020) 2021 Taxation Year, Wheatland County

Assessment Year: 2020
Tax Year: 2021

| Roll | Legal Address | | | | | | Total |
|--------|--------------------------------------|--------------|-------------------------------------|---------------------------------|----------------|--|---------|
| | | | 100% Alberta School Foundation Fund | | | | |
| 779180 | SW-17-27-18-4 | 160.00 Acres | | | | | |
| | F LAND | | T 1 | FARMLAND | Taxable Total: | | 26,150 |
| | | | 100% Alberta School Foundation Fund | | | | |
| 779190 | NE-18-27-18-4 | 147.47 Acres | | | | | |
| | F LAND | | T 1 | FARMLAND | Taxable Total: | | 22,930 |
| | | | 100% Alberta School Foundation Fund | | | | |
| 779191 | 1210310 1 1 NE-18-27-18-4 9.19 Acres | | NORTHEAST CORNER | | | | |
| | 185005 HWY 569 | | | | | | |
| | F LAND & IMPROVEMENTS | | T 1 | FARMLAND | | | 1,280 |
| | R | | T 103 | RESIDENTIAL LAND & IMPROVEMENTS | | | 379,720 |
| | | | Taxable Total: | | | | 381,000 |
| | R | | E 901 | RURAL RESIDENCE EXEMPTION (RAP) | | | 1,280 |
| | R | | E 903 | FARM BUILDING EXEMPT | | | 9,490 |
| | | | 100% Alberta School Foundation Fund | | | | |
| | | | Exempt Total: | | | | 10,770 |
| | | | Totals: | | | | 391,770 |
| 779200 | NW-18-27-18-4 | 156.52 Acres | | | | | |
| | F LAND | | T 1 | FARMLAND | Taxable Total: | | 28,750 |
| | | | 100% Alberta School Foundation Fund | | | | |
| 779210 | SE-18-27-18-4 | 161.00 Acres | | | | | |
| | F LAND | | T 1 | FARMLAND | Taxable Total: | | 21,930 |
| | | | 100% Alberta School Foundation Fund | | | | |
| 779220 | SW-18-27-18-4 | 161.00 Acres | | | | | |
| | F LAND | | T 1 | FARMLAND | Taxable Total: | | 28,490 |
| | | | 100% Alberta School Foundation Fund | | | | |
| 779230 | NE-19-27-18-4 | 161.00 Acres | | | | | |
| | F LAND | | T 1 | FARMLAND | Taxable Total: | | 35,970 |
| | | | 100% Alberta School Foundation Fund | | | | |
| 779240 | NW-19-27-18-4 | 161.00 Acres | | | | | |



2020 Assessment Roll (Valuation Date 1-July, 2020) 2021 Taxation Year, Wheatland County

Assessment Year: 2020
Tax Year: 2021

| Roll | Legal Address | | | | | Taxable Total: | Total |
|--------|---------------|--------------|---|---|-------------------------------------|--------------------------|--------|
| | F | LAND | T | 1 | FARMLAND | | 30,660 |
| | | | | | 100% Alberta School Foundation Fund | | |
| 779250 | SE-19-27-18-4 | 157.23 Acres | | | | | |
| | F | LAND | T | 1 | FARMLAND | Taxable Total: | 28,380 |
| | | | | | 100% Alberta School Foundation Fund | | |
| 779260 | SW-19-27-18-4 | 157.47 Acres | | | | | |
| | F | LAND | T | 1 | FARMLAND | Taxable Total: | 28,990 |
| | | | | | 100% Alberta School Foundation Fund | | |
| 779270 | NE-20-27-18-4 | 160.00 Acres | | | | | |
| | F | LAND | T | 1 | FARMLAND | Taxable Total: | 26,470 |
| | | | | | 100% Alberta School Foundation Fund | | |
| 779280 | NW-20-27-18-4 | 160.00 Acres | | | | | |
| | F | LAND | T | 1 | FARMLAND | Taxable Total: | 35,950 |
| | | | | | 100% Alberta School Foundation Fund | | |
| 779290 | SE-20-27-18-4 | 121.92 Acres | | | | NORTH & WEST OF ROAD | |
| | F | LAND | T | 1 | FARMLAND | Taxable Total: | 3,690 |
| | | | | | 100% Alberta School Foundation Fund | | |
| 779300 | SE-20-27-18-4 | 18.59 Acres | | | | LSD 1 & 8, SOUTH OF ROAD | |
| | F | LAND | T | 1 | FARMLAND | Taxable Total: | 340 |
| | | | | | 100% Alberta School Foundation Fund | | |
| 779310 | SE-20-27-18-4 | 12.23 Acres | | | | LSD 2 & 7 SOUTH OF ROAD | |
| | F | LAND | T | 1 | FARMLAND | Taxable Total: | 220 |
| | | | | | 100% Alberta School Foundation Fund | | |
| 779320 | SW-20-27-18-4 | 136.23 Acres | | | | NORTH & WEST OF ROAD | |
| | F | LAND | T | 1 | FARMLAND | Taxable Total: | 28,000 |
| | | | | | 100% Alberta School Foundation Fund | | |



2020 Assessment Roll (Valuation Date 1-July, 2020) 2021 Taxation Year, Wheatland County

Assessment Year: 2020
Tax Year: 2021

| Roll | Legal Address | | | | | | Total |
|--------|---------------|--------------|-------------------------------|---|-------------------------------------|----------------|--------|
| 779330 | SW-20-27-18-4 | 14.64 Acres | SOUTHEAST OF ROAD | | | | |
| | F | LAND | T | 1 | FARMLAND | Taxable Total: | 550 |
| | | | | | 100% Alberta School Foundation Fund | | |
| 779530 | SE-21-27-18-4 | 157.73 Acres | | | | | |
| | F | LAND | T | 1 | FARMLAND | Taxable Total: | 10,410 |
| | | | | | 100% Alberta School Foundation Fund | | |
| 779540 | SW-21-27-18-4 | 130.17 Acres | LSD 1 TO 3 & 7 TO 16 | | | | |
| | F | LAND | T | 1 | FARMLAND | Taxable Total: | 6,230 |
| | | | | | 100% Alberta School Foundation Fund | | |
| 779550 | SW-21-27-18-4 | 19.88 Acres | LSD 5 & 6 | | | | |
| | F | LAND | T | 1 | FARMLAND | Taxable Total: | 360 |
| | | | | | 100% Alberta School Foundation Fund | | |
| 779570 | SE-22-27-18-4 | 121.30 Acres | SOUTH OF RIVER | | | | |
| | F | LAND | T | 1 | FARMLAND | Taxable Total: | 4,900 |
| | | | | | 100% Alberta School Foundation Fund | | |
| 779580 | SW-22-27-18-4 | 160.00 Acres | | | | | |
| | F | LAND | T | 1 | FARMLAND | Taxable Total: | 13,680 |
| | | | | | 100% Alberta School Foundation Fund | | |
| 779620 | NE-29-27-18-4 | 8.00 Acres | SOUTHWEST CORNER | | | | |
| | F | LAND | T | 1 | FARMLAND | Taxable Total: | 150 |
| | | | | | 100% Alberta School Foundation Fund | | |
| 779630 | NW-29-27-18-4 | 136.00 Acres | SOUTH & WEST OF RIVER | | | | |
| | F | LAND | T | 1 | FARMLAND | Taxable Total: | 4,380 |
| | | | | | 100% Alberta School Foundation Fund | | |
| 779640 | SE-29-27-18-4 | 27.50 Acres | PTN LSD 7,8,9&10, S. OF RIVER | | | | |
| | F | LAND | T | 1 | FARMLAND | Taxable Total: | 500 |



2020 Assessment Roll (Valuation Date 1-July, 2020) 2021 Taxation Year, Wheatland County

Assessment Year: 2020
Tax Year: 2021

| Roll | Legal Address | | | | | Total |
|--------|----------------------------|---------------------|-------------------------------------|--------------------------------------|----------------|---------|
| 779650 | SE-29-27-18-4 3.03 Acres | | 100% Alberta School Foundation Fund | | | |
| | | | EAST 200 FEET OF LSD 1 | | | |
| | F | LAND | T 1 | FARMLAND | Taxable Total: | 60 |
| | | | 100% Alberta School Foundation Fund | | | |
| 779660 | SE-29-27-18-4 108.87 Acres | | WATER PORTION | | | |
| | F | LAND | T 1 | FARMLAND | Taxable Total: | 7,530 |
| | | | 100% Alberta School Foundation Fund | | | |
| 779670 | SW-29-27-18-4 160.00 Acres | | Telus Tower | | | |
| | F | LAND & IMPROVEMENTS | T 1 | FARMLAND | | 32,200 |
| | NR | | T 105 | NON-RESEIDENTIAL LAND & IMPROVEMENTS | | 69,300 |
| | | | 100% Alberta School Foundation Fund | | | |
| | | | Taxable Total: | | | 101,500 |
| 779680 | NE-30-27-18-4 161.00 Acres | | | | | |
| | F | LAND | T 1 | FARMLAND | Taxable Total: | 12,500 |
| | | | 100% Alberta School Foundation Fund | | | |
| 779690 | NW-30-27-18-4 161.00 Acres | | | | | |
| | F | LAND | T 1 | FARMLAND | Taxable Total: | 17,490 |
| | | | 100% Alberta School Foundation Fund | | | |
| 779700 | SE-30-27-18-4 161.00 Acres | | | | | |
| | F | LAND | T 1 | FARMLAND | Taxable Total: | 26,240 |
| | | | 100% Alberta School Foundation Fund | | | |
| 779710 | SW-30-27-18-4 161.00 Acres | | | | | |
| | F | LAND | T 1 | FARMLAND | Taxable Total: | 28,330 |
| | | | 100% Alberta School Foundation Fund | | | |
| 779720 | NE-31-27-18-4 63.66 Acres | | SOUTH OF RIVER | | | |
| | F | LAND | T 1 | FARMLAND | Taxable Total: | 1,450 |
| | | | 100% Alberta School Foundation Fund | | | |



2020 Assessment Roll (Valuation Date 1-July, 2020) 2021 Taxation Year, Wheatland County

Assessment Year: 2020
Tax Year: 2021

| Roll | Legal Address | | | | | Total |
|--------|---------------|--------------|-------------------------------------|----------------|-------------------------------|--------|
| 779730 | NW-31-27-18-4 | 160.00 Acres | | | | |
| | F LAND | | T 1 FARMLAND | Taxable Total: | | 20,680 |
| | | | 100% Alberta School Foundation Fund | | | |
| 779740 | SE-31-27-18-4 | 160.00 Acres | | | | |
| | F LAND | | T 1 FARMLAND | Taxable Total: | | 3,570 |
| | | | 100% Alberta School Foundation Fund | | | |
| 779750 | SW-31-27-18-4 | 160.00 Acres | | | | |
| | F LAND | | T 1 FARMLAND | Taxable Total: | | 7,740 |
| | | | 100% Alberta School Foundation Fund | | | |
| 779760 | NW-32-27-18-4 | 0.82 Acres | | | RIVER FLOOD PLAIN | |
| | NR LAND | | E 154 PROVINCIAL EXEMPT | Exempt Total: | | 39,060 |
| | | | 100% Alberta School Foundation Fund | | | |
| 779770 | SW-32-27-18-4 | 61.79 Acres | | | west of Red Deer River | |
| | F LAND | | T 1 FARMLAND | Taxable Total: | | 1,690 |
| | | | 100% Alberta School Foundation Fund | | | |
| 779780 | NW-6-28-18-4 | 50.60 Acres | | | Grazing Lease #850518 | |
| | F LAND | | T 1 FARMLAND | Taxable Total: | | 930 |
| | | | 100% Alberta School Foundation Fund | | | |
| 779790 | SE-6-28-18-4 | 11.90 Acres | | | Grazing Lease #850518 | |
| | F LAND | | T 1 FARMLAND | Taxable Total: | | 340 |
| | | | 100% Alberta School Foundation Fund | | | |
| 779800 | SW-6-28-18-4 | 153.70 Acres | | | Grazing Lease #850518 | |
| | F LAND | | T 1 FARMLAND | Taxable Total: | | 5,170 |
| | | | 100% Alberta School Foundation Fund | | | |
| 780000 | NE-30-21-19-4 | 112.29 Acres | | | NORTH OF RAILWAY RIGHT-OF-WAY | |
| | F LAND | | T 1 FARMLAND | Taxable Total: | | 13,260 |



2020 Assessment Roll (Valuation Date 1-July, 2020) 2021 Taxation Year, Wheatland County

Assessment Year: 2020
Tax Year: 2021

| Roll | Legal Address | | | | | | Total |
|--------|-----------------------|--------------|-------------------------------------|---------------------------------|--|----------------|---------|
| | | | 100% Alberta School Foundation Fund | | | | |
| 781000 | NW-30-21-19-4 | 61.39 Acres | NORTH OF RAILWAY RIGHT-OF-WAY | | | | |
| | 214083 RGE RD 200 | | | | | | |
| | F LAND & IMPROVEMENTS | | T 1 | FARMLAND | | | 3,570 |
| | R | | T 103 | RESIDENTIAL LAND & IMPROVEMENTS | | | 282,960 |
| | | | Taxable Total: | | | | 286,530 |
| | R | | E 901 | RURAL RESIDENCE EXEMPTION (RAP) | | | 61,540 |
| | R | | E 903 | FARM BUILDING EXEMPT | | | 11,700 |
| | | | 100% Alberta School Foundation Fund | | | | |
| | | | Exempt Total: | | | | 73,240 |
| | | | Totals: | | | | 359,770 |
| 782000 | NE-31-21-19-4 | 150.32 Acres | | | | | |
| | F LAND | | T 1 | FARMLAND | | Taxable Total: | 31,640 |
| | | | 100% Alberta School Foundation Fund | | | | |
| 783000 | NW-31-21-19-4 | 150.33 Acres | | | | | |
| | F LAND | | T 1 | FARMLAND | | Taxable Total: | 31,640 |
| | | | 100% Alberta School Foundation Fund | | | | |
| 784000 | SE-31-21-19-4 | 160.00 Acres | | | | | |
| | F LAND | | T 1 | FARMLAND | | Taxable Total: | 29,050 |
| | | | 100% Alberta School Foundation Fund | | | | |
| 785000 | SW-31-21-19-4 | 160.00 Acres | | | | | |
| | F LAND | | T 1 | FARMLAND | | Taxable Total: | 35,340 |
| | | | 100% Alberta School Foundation Fund | | | | |
| 786000 | NE-1-23-19-4 | 160.00 Acres | | | | | |
| | F LAND | | T 1 | FARMLAND | | Taxable Total: | 29,860 |
| | | | 100% Alberta School Foundation Fund | | | | |
| 787000 | NW-1-23-19-4 | 160.00 Acres | | | | | |
| | F LAND | | T 1 | FARMLAND | | Taxable Total: | 25,930 |
| | | | 100% Alberta School Foundation Fund | | | | |
| 788000 | SE-1-23-19-4 | 160.00 Acres | | | | | |



2020 Assessment Roll (Valuation Date 1-July, 2020) 2021 Taxation Year, Wheatland County

Assessment Year: 2020
Tax Year: 2021

| Roll | Legal Address | | | | | Taxable Total: | Total |
|--------|---------------|---------------------|---|-----|-------------------------------------|----------------|---------|
| | F | LAND | T | 1 | FARMLAND | | |
| | | | | | 100% Alberta School Foundation Fund | | 30,200 |
| 789000 | SW-1-23-19-4 | 160.00 Acres | | | | | |
| | F | LAND | T | 1 | FARMLAND | | 31,160 |
| | | | | | 100% Alberta School Foundation Fund | | |
| 790000 | NE-2-23-19-4 | 160.00 Acres | | | | | |
| | F | LAND | T | 1 | FARMLAND | | 32,470 |
| | | | | | 100% Alberta School Foundation Fund | | |
| 791000 | NW-2-23-19-4 | 160.00 Acres | | | | | |
| | F | LAND | T | 1 | FARMLAND | | 33,700 |
| | | | | | 100% Alberta School Foundation Fund | | |
| 792000 | SE-2-23-19-4 | 160.00 Acres | | | | | |
| | F | LAND | T | 1 | FARMLAND | | 32,750 |
| | | | | | 100% Alberta School Foundation Fund | | |
| 793000 | SW-2-23-19-4 | 160.00 Acres | | | | | |
| | F | LAND | T | 1 | FARMLAND | | 34,170 |
| | | | | | 100% Alberta School Foundation Fund | | |
| 794000 | NE-3-23-19-4 | 160.00 Acres | | | | | |
| | | 230076A RGE RD 192 | | | | | |
| | F | LAND & IMPROVEMENTS | T | 1 | FARMLAND | | 34,610 |
| | R | | T | 103 | RESIDENTIAL LAND & IMPROVEMENTS | | 138,490 |
| | | | | | | Taxable Total: | 173,100 |
| | R | | E | 901 | RURAL RESIDENCE EXEMPTION (RAP) | | 92,310 |
| | | | | | 100% Alberta School Foundation Fund | Totals: | 265,410 |
| 795000 | NW-3-23-19-4 | 160.00 Acres | | | | | |
| | F | LAND | T | 1 | FARMLAND | | 35,020 |
| | | | | | 100% Alberta School Foundation Fund | | |
| 796000 | SE-3-23-19-4 | 160.00 Acres | | | | | |
| | F | LAND | T | 1 | FARMLAND | | 34,780 |



2020 Assessment Roll (Valuation Date 1-July, 2020) 2021 Taxation Year, Wheatland County

Assessment Year: 2020
Tax Year: 2021

| Roll | Legal Address | | | | | | Total |
|--------|---------------|---------------------------|-------------------------------------|---|----------|----------------|--------|
| | | | 100% Alberta School Foundation Fund | | | | |
| 797000 | SW-3-23-19-4 | 160.00 Acres | | | | | |
| | F | LAND | T | 1 | FARMLAND | Taxable Total: | 30,760 |
| | | | 100% Alberta School Foundation Fund | | | | |
| 798000 | 1512953 1 1 | NE-4-23-19-4 133.21 Acres | NORTHEAST OF RAILWAY | | | | |
| | F | LAND | T | 1 | FARMLAND | Taxable Total: | 27,330 |
| | | | 100% Alberta School Foundation Fund | | | | |
| 799000 | NE-4-23-19-4 | 26.13 Acres | SOUTHWEST OF RAILWAY | | | | |
| | F | LAND | T | 1 | FARMLAND | Taxable Total: | 4,380 |
| | | | 100% Alberta School Foundation Fund | | | | |
| 800000 | 1512155 1 1 | NW-4-23-19-4 132.30 Acres | | | | | |
| | F | LAND | T | 1 | FARMLAND | Taxable Total: | 21,660 |
| | | | 100% Alberta School Foundation Fund | | | | |
| 801000 | NW-4-23-19-4 | 27.96 Acres | NORTHEAST OF RAILWAY | | | | |
| | F | LAND | T | 1 | FARMLAND | Taxable Total: | 4,540 |
| | | | 100% Alberta School Foundation Fund | | | | |
| 802000 | 1512154 1 1 | SE-4-23-19-4 158.35 Acres | | | | | |
| | F | LAND | T | 1 | FARMLAND | Taxable Total: | 32,070 |
| | | | 100% Alberta School Foundation Fund | | | | |
| 803000 | SE-4-23-19-4 | 1.60 Acres | NORTHEAST OF RAILWAY | | | | |
| | F | LAND | T | 1 | FARMLAND | Taxable Total: | 230 |
| | | | 100% Alberta School Foundation Fund | | | | |
| 804000 | SW-4-23-19-4 | 160.00 Acres | SOUTHEAST PTN LSD 2 | | | | |
| | F | LAND | T | 1 | FARMLAND | Taxable Total: | 27,860 |
| | | | 100% Alberta School Foundation Fund | | | | |
| 805000 | NE-5-23-19-4 | 159.53 Acres | | | | | |



2020 Assessment Roll (Valuation Date 1-July, 2020) 2021 Taxation Year, Wheatland County

Assessment Year: 2020
Tax Year: 2021

| Roll | Legal Address | | | | | | Total |
|--------|---------------|--------------|--|---|-----|-------------------------------------|--------|
| | F | LAND | | T | 1 | FARMLAND | |
| | | | | | | 100% Alberta School Foundation Fund | |
| 806000 | NW-5-23-19-4 | 157.91 Acres | | | | Taxable Total: | 32,080 |
| | F | LAND | | T | 1 | FARMLAND | |
| | | | | | | 100% Alberta School Foundation Fund | |
| 807000 | SE-5-23-19-4 | 157.45 Acres | | | | Taxable Total: | 33,840 |
| | F | LAND | | T | 1 | FARMLAND | |
| | | | | | | 100% Alberta School Foundation Fund | |
| 807010 | SE-5-23-19-4 | 0.64 Acres | | | | Taxable Total: | 31,770 |
| | | | | | | N.E. CORNER | |
| | NR | LAND | | E | 154 | PROVINCIAL EXEMPT | |
| | | | | | | 100% Alberta School Foundation Fund | |
| 808000 | SW-5-23-19-4 | 160.00 Acres | | | | Exempt Total: | 680 |
| | F | LAND | | T | 1 | FARMLAND | |
| | | | | | | 100% Alberta School Foundation Fund | |
| 809000 | NE-6-23-19-4 | 160.00 Acres | | | | Taxable Total: | 32,060 |
| | F | LAND | | T | 1 | FARMLAND | |
| | | | | | | 100% Alberta School Foundation Fund | |
| 810000 | NW-6-23-19-4 | 156.42 Acres | | | | Taxable Total: | 32,910 |
| | F | LAND | | T | 1 | FARMLAND | |
| | | | | | | 100% Alberta School Foundation Fund | |
| 811000 | SE-6-23-19-4 | 160.00 Acres | | | | Taxable Total: | 34,410 |
| | F | LAND | | T | 1 | FARMLAND | |
| | | | | | | 100% Alberta School Foundation Fund | |
| 812000 | SW-6-23-19-4 | 158.43 Acres | | | | Taxable Total: | 32,840 |
| | F | LAND | | T | 1 | FARMLAND | |
| | | | | | | 100% Alberta School Foundation Fund | |
| | | | | | | Taxable Total: | 35,200 |



2020 Assessment Roll (Valuation Date 1-July, 2020) 2021 Taxation Year, Wheatland County

Assessment Year: 2020
Tax Year: 2021

| Roll | Legal Address | Total |
|--------|---|-------|
| 813000 | NE-7-23-19-4 158.84 Acres 195025 TWP RD 232 | |
| | F LAND & IMPROVEMENTS T 1 FARMLAND 32,710 | |
| | R T 103 RESIDENTIAL LAND & IMPROVEMENTS 178,660 | |
| | R E 901 RURAL RESIDENCE EXEMPTION (RAP) 61,540 | |
| | 100% Alberta School Foundation Fund Taxable Total: 211,370 | |
| | Totals: 272,910 | |
| 814000 | NW-7-23-19-4 156.40 Acres | |
| | F LAND T 1 FARMLAND 27,890 | |
| | 100% Alberta School Foundation Fund Taxable Total: 27,890 | |
| 815000 | SE-7-23-19-4 155.50 Acres | |
| | F LAND T 1 FARMLAND 31,720 | |
| | 100% Alberta School Foundation Fund Taxable Total: 31,720 | |
| 815010 | 9210983 1 SE-7-23-19-4 4.50 Acres CENTRAL EAST PORTION 231018 RGE RD 195 | |
| | R LAND & IMPROVEMENTS T 103 RESIDENTIAL LAND & IMPROVEMENTS 329,700 | |
| | 100% Alberta School Foundation Fund Taxable Total: 329,700 | |
| 816000 | SW-7-23-19-4 156.42 Acres | |
| | F LAND T 1 FARMLAND 34,790 | |
| | 100% Alberta School Foundation Fund Taxable Total: 34,790 | |
| 817000 | NE-8-23-19-4 157.70 Acres | |
| | F LAND T 1 FARMLAND 23,550 | |
| | 100% Alberta School Foundation Fund Taxable Total: 23,550 | |
| 818000 | NW-8-23-19-4 155.70 Acres | |
| | F LAND T 1 FARMLAND 29,140 | |
| | 100% Alberta School Foundation Fund Taxable Total: 29,140 | |
| 818510 | RW5 RLY 23 NW-8-23-19-4 0.22 Acres Abandoned R/R on Rd Allowance | |
| | NR LAND E 155 WHEATLAND COUNTY EXEMPT 1,310 | |
| | 100% Alberta School Foundation Fund Exempt Total: 1,310 | |



2020 Assessment Roll (Valuation Date 1-July, 2020) 2021 Taxation Year, Wheatland County

Assessment Year: 2020
Tax Year: 2021

| Roll | Legal Address | | | | Total |
|--------|---------------------------|-------------|---|----------------|---------|
| 819000 | SE-8-23-19-4 | 70.04 Acres | NORTH & EAST OF RWY & STN GRDS | | |
| | F LAND | | T 1 FARMLAND | Taxable Total: | 12,880 |
| | | | 100% Alberta School Foundation Fund | | |
| 819010 | RW5 RLY 23 SE-8-23-19-4 | 18.18 Acres | MAKEPEACE STATION GROUNDS Station Grounds-Makepeace | | |
| | NR LAND | | T 105 NON-RESEDENTIAL LAND & IMPROVEMENTS | Taxable Total: | 43,260 |
| | | | 100% Alberta School Foundation Fund | | |
| 819020 | RW5 RLY 23 S -8-23-19-4 | 9.24 Acres | Abandoned R/R | | |
| | NR LAND | | E 155 WHEATLAND COUNTY EXEMPT | Exempt Total: | 7,230 |
| | | | 100% Alberta School Foundation Fund | | |
| 820000 | SE-8-23-19-4 | 41.64 Acres | SOUTH & EAST OF PLAN 530AM | | |
| | F LAND | | T 1 FARMLAND | Taxable Total: | 8,220 |
| | | | 100% Alberta School Foundation Fund | | |
| 820010 | 8310017 1 1 SE-8-23-19-4 | 1.30 Acres | MAKEPEACE | | |
| | 194019 TWP RD 231A | | | | |
| | R LAND & IMPROVEMENTS | | T 103 RESIDENTIAL LAND & IMPROVEMENTS | Taxable Total: | 284,000 |
| | | | 100% Alberta School Foundation Fund | | |
| 821000 | 530AM C SW-8-23-19-4 | 8.76 Acres | MAKEPEACE | | |
| | 231018 RGE RD 194A | | | | |
| | R LAND & IMPROVEMENTS | | T 103 RESIDENTIAL LAND & IMPROVEMENTS | Taxable Total: | 282,900 |
| | | | 100% Alberta School Foundation Fund | | |
| 821010 | SW-8-23-19-4 | 4.50 Acres | MAKEPEACE COMMUNITY HALL Makepeace Community Hall | | |
| | 231016 RGE RD 194A | | | | |
| | NR LAND & IMPROVEMENTS | | E 165 CHARITABLE & WELFARE EXEMPT | Exempt Total: | 134,230 |
| | | | 100% Alberta School Foundation Fund | | |
| 821020 | 530AM C SW-8-23-19-4 | 0.32 Acres | MAKEPEACE | | |
| | R LAND | | T 104 RESIDENTIAL VACANT LAND | Taxable Total: | 1,500 |
| | | | 100% Alberta School Foundation Fund | | |
| 821100 | 1611369 1 40 S -8-23-19-4 | 1.42 Acres | SW CORNER LSD 7 | | |
| | 231026 RGE RD 194A | | | | |
| | R LAND & IMPROVEMENTS | | T 103 RESIDENTIAL LAND & IMPROVEMENTS | Taxable Total: | 183,200 |



2020 Assessment Roll (Valuation Date 1-July, 2020) 2021 Taxation Year, Wheatland County

Assessment Year: 2020
Tax Year: 2021

| Roll | Legal Address | | | | | | | Total |
|--------|---------------|--------------|--------------|---|-------------------------------------|------------------|--|--------|
| 822000 | 530AM D | SE-8-23-19-4 | 15.08 Acres | | 100% Alberta School Foundation Fund | MAKEPEACE | | |
| | F | LAND | | T | 1 FARMLAND | Taxable Total: | | 2,480 |
| 823000 | SW-8-23-19-4 | | 124.27 Acres | | 100% Alberta School Foundation Fund | WEST OF ROAD | | |
| | F | LAND | | T | 1 FARMLAND | Taxable Total: | | 25,560 |
| 824000 | SW-8-23-19-4 | | 9.35 Acres | | 100% Alberta School Foundation Fund | SOUTHEAST CORNER | | |
| | F | LAND | | T | 1 FARMLAND | Taxable Total: | | 1,500 |
| 825000 | SW-8-23-19-4 | | 2.31 Acres | | 100% Alberta School Foundation Fund | NORTHEAST CORNER | | |
| | F | LAND | | T | 1 FARMLAND | Taxable Total: | | 310 |
| 826000 | NE-9-23-19-4 | | 160.00 Acres | | 100% Alberta School Foundation Fund | | | |
| | F | LAND | | T | 1 FARMLAND | Taxable Total: | | 27,540 |
| 827000 | NW-9-23-19-4 | | 160.00 Acres | | 100% Alberta School Foundation Fund | | | |
| | F | LAND | | T | 1 FARMLAND | Taxable Total: | | 25,700 |
| 828000 | SE-9-23-19-4 | | 160.00 Acres | | 100% Alberta School Foundation Fund | | | |
| | F | LAND | | T | 1 FARMLAND | Taxable Total: | | 29,020 |
| 829000 | 1512947 1 1 | SW-9-23-19-4 | 158.72 Acres | | 100% Alberta School Foundation Fund | | | |
| | F | LAND | | T | 1 FARMLAND | Taxable Total: | | 31,100 |
| 829010 | SW-9-23-19-4 | | 1.20 Acres | | 100% Alberta School Foundation Fund | SW CORNER | | |



2020 Assessment Roll (Valuation Date 1-July, 2020) 2021 Taxation Year, Wheatland County

Assessment Year: 2020
Tax Year: 2021

| Roll | Legal Address | | | | | | Total |
|--------|---------------|---------------------|---|-----|-------------------------------------|----------------|---------|
| | NR | LAND | E | 155 | WHEATLAND COUNTY EXEMPT | Exempt Total: | 3,430 |
| | | | | | 100% Alberta School Foundation Fund | | |
| 830000 | NE-10-23-19-4 | 160.00 Acres | | | | | |
| | F | LAND | T | 1 | FARMLAND | Taxable Total: | 34,580 |
| | | | | | 100% Alberta School Foundation Fund | | |
| 831000 | NW-10-23-19-4 | 160.00 Acres | | | | | |
| | | 231039 RGE RD 193 | | | | | |
| | F | LAND & IMPROVEMENTS | T | 1 | FARMLAND | | 27,180 |
| | R | | T | 103 | RESIDENTIAL LAND & IMPROVEMENTS | | 121,820 |
| | | | | | | Taxable Total: | 149,000 |
| | R | | E | 901 | RURAL RESIDENCE EXEMPTION (RAP) | | 27,180 |
| | R | | E | 903 | FARM BUILDING EXEMPT | | 51,750 |
| | | | | | 100% Alberta School Foundation Fund | Exempt Total: | 78,930 |
| | | | | | | Totals: | 227,930 |
| 832000 | SE-10-23-19-4 | 160.00 Acres | | | | | |
| | F | LAND | T | 1 | FARMLAND | Taxable Total: | 35,410 |
| | | | | | 100% Alberta School Foundation Fund | | |
| 833000 | SW-10-23-19-4 | 160.00 Acres | | | | | |
| | F | LAND | T | 1 | FARMLAND | Taxable Total: | 33,240 |
| | | | | | 100% Alberta School Foundation Fund | | |
| 834000 | NE-11-23-19-4 | 160.00 Acres | | | | | |
| | F | LAND | T | 1 | FARMLAND | Taxable Total: | 23,220 |
| | | | | | 100% Alberta School Foundation Fund | | |
| 835000 | NW-11-23-19-4 | 160.00 Acres | | | | | |
| | F | LAND | T | 1 | FARMLAND | Taxable Total: | 25,690 |
| | | | | | 100% Alberta School Foundation Fund | | |
| 836000 | SE-11-23-19-4 | 160.00 Acres | | | | | |
| | F | LAND | T | 1 | FARMLAND | Taxable Total: | 30,200 |
| | | | | | 100% Alberta School Foundation Fund | | |



2020 Assessment Roll (Valuation Date 1-July, 2020) 2021 Taxation Year, Wheatland County

Assessment Year: 2020
Tax Year: 2021

| Roll | Legal Address | Total |
|--------|--|--------|
| 837000 | SW-11-23-19-4 160.00 Acres | |
| | F LAND T 1 FARMLAND Taxable Total: 100% Alberta School Foundation Fund | 32,800 |
| 838000 | NE-12-23-19-4 160.00 Acres | |
| | F LAND T 1 FARMLAND Taxable Total: 100% Alberta School Foundation Fund | 30,820 |
| 839000 | NW-12-23-19-4 160.00 Acres | |
| | F LAND T 1 FARMLAND Taxable Total: 100% Alberta School Foundation Fund | 31,680 |
| 840000 | SE-12-23-19-4 160.00 Acres | |
| | F LAND T 1 FARMLAND Taxable Total: 100% Alberta School Foundation Fund | 29,660 |
| 841000 | SW-12-23-19-4 160.00 Acres | |
| | F LAND T 1 FARMLAND Taxable Total: 100% Alberta School Foundation Fund | 30,450 |
| 842000 | NE-13-23-19-4 160.00 Acres | |
| | F LAND T 1 FARMLAND Taxable Total: 100% Alberta School Foundation Fund | 29,350 |
| 843000 | NW-13-23-19-4 160.00 Acres | |
| | F LAND T 1 FARMLAND Taxable Total: 100% Alberta School Foundation Fund | 29,100 |
| 844000 | SE-13-23-19-4 160.00 Acres | |
| | F LAND T 1 FARMLAND Taxable Total: 100% Alberta School Foundation Fund | 27,440 |
| 845000 | SW-13-23-19-4 160.00 Acres | |
| | F LAND T 1 FARMLAND Taxable Total: | 27,960 |



2020 Assessment Roll (Valuation Date 1-July, 2020) 2021 Taxation Year, Wheatland County

Assessment Year: 2020
Tax Year: 2021

| Roll | Legal Address | | | | | | Total |
|--------|-------------------------------------|---------------------|----------------|-----|---------------------------------|----------------|---------|
| | 100% Alberta School Foundation Fund | | | | | | |
| 846000 | NE-14-23-19-4 | 160.00 Acres | | | | | |
| | F | LAND | T | 1 | FARMLAND | Taxable Total: | 21,280 |
| | 100% Alberta School Foundation Fund | | | | | | |
| 847000 | NW-14-23-19-4 | 160.00 Acres | | | | | |
| | F | LAND | T | 1 | FARMLAND | Taxable Total: | 18,260 |
| | 100% Alberta School Foundation Fund | | | | | | |
| 848000 | SE-14-23-19-4 | 160.00 Acres | | | | | |
| | F | LAND | T | 1 | FARMLAND | Taxable Total: | 19,920 |
| | 100% Alberta School Foundation Fund | | | | | | |
| 849000 | SW-14-23-19-4 | 160.00 Acres | | | | | |
| | F | LAND | T | 1 | FARMLAND | Taxable Total: | 21,970 |
| | 100% Alberta School Foundation Fund | | | | | | |
| 850000 | NE-15-23-19-4 | 160.00 Acres | | | | | |
| | F | LAND | T | 1 | FARMLAND | Taxable Total: | 28,500 |
| | 100% Alberta School Foundation Fund | | | | | | |
| 851000 | NW-15-23-19-4 | 160.00 Acres | | | | | |
| | F | LAND | T | 1 | FARMLAND | Taxable Total: | 27,730 |
| | 100% Alberta School Foundation Fund | | | | | | |
| 852000 | SE-15-23-19-4 | 160.00 Acres | | | | | |
| | F | LAND | T | 1 | FARMLAND | Taxable Total: | 30,000 |
| | 100% Alberta School Foundation Fund | | | | | | |
| 853000 | SW-15-23-19-4 | 160.00 Acres | | | | | |
| | 232039 RGE RD 193 | | | | | | |
| | F | LAND & IMPROVEMENTS | T | 1 | FARMLAND | | 17,250 |
| | R | | T | 103 | RESIDENTIAL LAND & IMPROVEMENTS | | 126,560 |
| | | | Taxable Total: | | | | 143,810 |
| | R | | E | 901 | RURAL RESIDENCE EXEMPTION (RAP) | | 61,540 |
| | | | Totals: | | | | 205,350 |



2020 Assessment Roll (Valuation Date 1-July, 2020) 2021 Taxation Year, Wheatland County

Assessment Year: 2020
Tax Year: 2021

| Roll | Legal Address | 100% Alberta School Foundation Fund | | | | Total |
|--------|----------------------------|-------------------------------------|-------------------------------------|----------------|--|---------|
| 854000 | NE-16-23-19-4 160.00 Acres | | | | | |
| | F LAND | T 1 | FARMLAND | Taxable Total: | | 25,100 |
| | | | 100% Alberta School Foundation Fund | | | |
| 855000 | NW-16-23-19-4 160.00 Acres | | | | | |
| | F LAND | T 1 | FARMLAND | Taxable Total: | | 24,360 |
| | | | 100% Alberta School Foundation Fund | | | |
| 856000 | SE-16-23-19-4 160.00 Acres | | | | | |
| | F LAND | T 1 | FARMLAND | Taxable Total: | | 23,960 |
| | | | 100% Alberta School Foundation Fund | | | |
| 857000 | SW-16-23-19-4 158.34 Acres | | | | | |
| | F LAND | T 1 | FARMLAND | Taxable Total: | | 27,160 |
| | | | 100% Alberta School Foundation Fund | | | |
| 858000 | NE-17-23-19-4 160.00 Acres | | | | | |
| | F LAND | T 1 | FARMLAND | Taxable Total: | | 25,360 |
| | | | 100% Alberta School Foundation Fund | | | |
| 859000 | NW-17-23-19-4 160.00 Acres | | | | | |
| | F LAND | T 1 | FARMLAND | Taxable Total: | | 31,280 |
| | | | 100% Alberta School Foundation Fund | | | |
| 860000 | SE-17-23-19-4 160.00 Acres | | | | | |
| | F LAND | T 1 | FARMLAND | Taxable Total: | | 10,110 |
| | | | 100% Alberta School Foundation Fund | | | |
| 861000 | SW-17-23-19-4 160.00 Acres | | | | | |
| | 232011 RGE RD 195 | | | | | |
| | F LAND & IMPROVEMENTS | T 1 | FARMLAND | | | 26,640 |
| | R | T 103 | RESIDENTIAL LAND & IMPROVEMENTS | | | 130,000 |
| | | | | Taxable Total: | | 156,640 |
| | R | E 901 | RURAL RESIDENCE EXEMPTION (RAP) | | | 38,200 |
| | | | | Totals: | | 194,840 |



2020 Assessment Roll (Valuation Date 1-July, 2020) 2021 Taxation Year, Wheatland County

Assessment Year: 2020
Tax Year: 2021

| Roll | Legal Address | 100% Alberta School Foundation Fund | | | Total |
|--------|---------------------------------------|-------------------------------------|----------------|--|--------|
| 862000 | 1412869 1 1 N-18-23-19-4 337.87 Acres | EAST PORTION-INCLUDES PT SW-19 | | | |
| | F LAND | T 1 FARMLAND | Taxable Total: | | 33,970 |
| | | 100% Alberta School Foundation Fund | | | |
| 862500 | RW5 RLY 23 SE-18-23-19-4 3.60 Acres | Abandoned R/R | | | |
| | NR LAND | E 155 WHEATLAND COUNTY EXEMPT | Exempt Total: | | 5,210 |
| | | 100% Alberta School Foundation Fund | | | |
| 865000 | 1412870 1 1 S-18-23-19-4 113.28 Acres | Easterly portion | | | |
| | F LAND | T 1 FARMLAND | Taxable Total: | | 7,910 |
| | | 100% Alberta School Foundation Fund | | | |
| 867000 | AL-18-23-19-4 310.80 Acres | West of Railway | | | |
| | F LAND | T 1 FARMLAND | Taxable Total: | | 71,670 |
| | | 100% Alberta School Foundation Fund | | | |
| 869000 | NE-19-23-19-4 160.00 Acres | | | | |
| | F LAND | T 1 FARMLAND | Taxable Total: | | 25,910 |
| | | 100% Alberta School Foundation Fund | | | |
| 870000 | NW-19-23-19-4 156.00 Acres | | | | |
| | F LAND | T 1 FARMLAND | Taxable Total: | | 29,280 |
| | | 100% Alberta School Foundation Fund | | | |
| 871000 | SE-19-23-19-4 156.62 Acres | EAST OF RAILWAY | | | |
| | F LAND | T 1 FARMLAND | Taxable Total: | | 18,660 |
| | | 100% Alberta School Foundation Fund | | | |
| 873000 | SW-19-23-19-4 26.42 Acres | West of Railway | | | |
| | F LAND | T 1 FARMLAND | Taxable Total: | | 5,140 |
| | | 100% Alberta School Foundation Fund | | | |
| 874000 | NE-20-23-19-4 160.00 Acres | | | | |
| | F LAND | T 1 FARMLAND | Taxable Total: | | 20,910 |



2020 Assessment Roll (Valuation Date 1-July, 2020) 2021 Taxation Year, Wheatland County

Assessment Year: 2020
Tax Year: 2021

| Roll | Legal Address | | | | | | Total |
|--------|-----------------------|--------------|-------------------------------------|---------------------------------|----------------|--|---------|
| | | | 100% Alberta School Foundation Fund | | | | |
| 875000 | NW-20-23-19-4 | 160.00 Acres | | | | | |
| | F LAND | | T 1 | FARMLAND | Taxable Total: | | 17,610 |
| | | | 100% Alberta School Foundation Fund | | | | |
| 876000 | SE-20-23-19-4 | 160.00 Acres | | | | | |
| | F LAND | | T 1 | FARMLAND | Taxable Total: | | 26,600 |
| | | | 100% Alberta School Foundation Fund | | | | |
| 877000 | SW-20-23-19-4 | 160.00 Acres | | | | | |
| | F LAND | | T 1 | FARMLAND | Taxable Total: | | 22,380 |
| | | | 100% Alberta School Foundation Fund | | | | |
| 878000 | NE-21-23-19-4 | 160.00 Acres | | | | | |
| | F LAND | | T 1 | FARMLAND | Taxable Total: | | 29,440 |
| | | | 100% Alberta School Foundation Fund | | | | |
| 879000 | NW-21-23-19-4 | 160.00 Acres | | | | | |
| | 233043 RGE RD 194 | | | | | | |
| | F LAND & IMPROVEMENTS | | T 1 | FARMLAND | | | 28,670 |
| | R | | T 103 | RESIDENTIAL LAND & IMPROVEMENTS | | | 186,210 |
| | | | Taxable Total: | | | | 214,880 |
| | R | | E 901 | RURAL RESIDENCE EXEMPTION (RAP) | | | 61,540 |
| | R | | E 903 | FARM BUILDING EXEMPT | | | 5,250 |
| | | | 100% Alberta School Foundation Fund | | | | |
| | | | Exempt Total: | | | | 66,790 |
| | | | Totals: | | | | 281,670 |
| 880000 | SE-21-23-19-4 | 160.00 Acres | | | | | |
| | F LAND | | T 1 | FARMLAND | Taxable Total: | | 26,970 |
| | | | 100% Alberta School Foundation Fund | | | | |
| 881000 | SW-21-23-19-4 | 160.00 Acres | | | | | |
| | F LAND | | T 1 | FARMLAND | Taxable Total: | | 25,370 |
| | | | 100% Alberta School Foundation Fund | | | | |
| 882000 | NE-22-23-19-4 | 160.00 Acres | | | | | |



2020 Assessment Roll (Valuation Date 1-July, 2020) 2021 Taxation Year, Wheatland County

Assessment Year: 2020
Tax Year: 2021

| Roll | Legal Address | | | | | Total |
|--------|---------------|--------------|---|---|-------------------------------------|-----------------------|
| | F | LAND | T | 1 | FARMLAND | |
| | | | | | 100% Alberta School Foundation Fund | Taxable Total: 30,660 |
| 883000 | NW-22-23-19-4 | 160.00 Acres | | | | |
| | F | LAND | T | 1 | FARMLAND | |
| | | | | | 100% Alberta School Foundation Fund | Taxable Total: 27,110 |
| 884000 | SE-22-23-19-4 | 160.00 Acres | | | | |
| | F | LAND | T | 1 | FARMLAND | |
| | | | | | 100% Alberta School Foundation Fund | Taxable Total: 24,410 |
| 885000 | SW-22-23-19-4 | 160.00 Acres | | | | |
| | F | LAND | T | 1 | FARMLAND | |
| | | | | | 100% Alberta School Foundation Fund | Taxable Total: 27,060 |
| 886000 | NE-23-23-19-4 | 160.00 Acres | | | | |
| | F | LAND | T | 1 | FARMLAND | |
| | | | | | 100% Alberta School Foundation Fund | Taxable Total: 28,490 |
| 887000 | NW-23-23-19-4 | 160.00 Acres | | | | |
| | F | LAND | T | 1 | FARMLAND | |
| | | | | | 100% Alberta School Foundation Fund | Taxable Total: 27,670 |
| 888000 | SE-23-23-19-4 | 160.00 Acres | | | | |
| | F | LAND | T | 1 | FARMLAND | |
| | | | | | 100% Alberta School Foundation Fund | Taxable Total: 22,600 |
| 889000 | SW-23-23-19-4 | 160.00 Acres | | | | |
| | F | LAND | T | 1 | FARMLAND | |
| | | | | | 100% Alberta School Foundation Fund | Taxable Total: 19,300 |
| 890000 | NE-24-23-19-4 | 160.00 Acres | | | | |
| | F | LAND | T | 1 | FARMLAND | |
| | | | | | 100% Alberta School Foundation Fund | Taxable Total: 19,940 |



2020 Assessment Roll (Valuation Date 1-July, 2020) 2021 Taxation Year, Wheatland County

Assessment Year: 2020
Tax Year: 2021

| Roll | Legal Address | | | | | | Total |
|--------|---------------|--------------|-------------------------------------|--|----------------|--|--------|
| 891000 | NW-24-23-19-4 | 160.00 Acres | | | | | |
| | F LAND | | T 1 FARMLAND | | Taxable Total: | | 23,470 |
| | | | 100% Alberta School Foundation Fund | | | | |
| 892000 | SE-24-23-19-4 | 160.00 Acres | | | | | |
| | F LAND | | T 1 FARMLAND | | Taxable Total: | | 26,940 |
| | | | 100% Alberta School Foundation Fund | | | | |
| 893000 | SW-24-23-19-4 | 160.00 Acres | | | | | |
| | F LAND | | T 1 FARMLAND | | Taxable Total: | | 25,170 |
| | | | 100% Alberta School Foundation Fund | | | | |
| 894000 | NE-25-23-19-4 | 160.00 Acres | | | | | |
| | F LAND | | T 1 FARMLAND | | Taxable Total: | | 26,320 |
| | | | 100% Alberta School Foundation Fund | | | | |
| 895000 | NW-25-23-19-4 | 160.00 Acres | | | | | |
| | F LAND | | T 1 FARMLAND | | Taxable Total: | | 27,810 |
| | | | 100% Alberta School Foundation Fund | | | | |
| 896000 | SE-25-23-19-4 | 160.00 Acres | | | | | |
| | F LAND | | T 1 FARMLAND | | Taxable Total: | | 15,000 |
| | | | 100% Alberta School Foundation Fund | | | | |
| 897000 | SW-25-23-19-4 | 160.00 Acres | | | | | |
| | F LAND | | T 1 FARMLAND | | Taxable Total: | | 23,400 |
| | | | 100% Alberta School Foundation Fund | | | | |
| 898000 | NE-26-23-19-4 | 160.00 Acres | | | | | |
| | F LAND | | T 1 FARMLAND | | Taxable Total: | | 27,820 |
| | | | 100% Alberta School Foundation Fund | | | | |
| 899000 | NW-26-23-19-4 | 160.00 Acres | | | | | |
| | F LAND | | T 1 FARMLAND | | Taxable Total: | | 29,180 |



2020 Assessment Roll (Valuation Date 1-July, 2020) 2021 Taxation Year, Wheatland County

Assessment Year: 2020
Tax Year: 2021

| Roll | Legal Address | | | | | | Total |
|--------|----------------------------|------|-------------------------------------|---|----------|----------------|--------|
| 900000 | SE-26-23-19-4 160.00 Acres | | 100% Alberta School Foundation Fund | | | | |
| | F | LAND | T | 1 | FARMLAND | Taxable Total: | 28,400 |
| 901000 | SW-26-23-19-4 160.00 Acres | | 100% Alberta School Foundation Fund | | | | |
| | F | LAND | T | 1 | FARMLAND | Taxable Total: | 29,520 |
| 902000 | NE-27-23-19-4 160.00 Acres | | 100% Alberta School Foundation Fund | | | | |
| | F | LAND | T | 1 | FARMLAND | Taxable Total: | 28,050 |
| 903000 | NW-27-23-19-4 160.00 Acres | | 100% Alberta School Foundation Fund | | | | |
| | F | LAND | T | 1 | FARMLAND | Taxable Total: | 27,430 |
| 904000 | SE-27-23-19-4 160.00 Acres | | 100% Alberta School Foundation Fund | | | | |
| | F | LAND | T | 1 | FARMLAND | Taxable Total: | 25,130 |
| 905000 | SW-27-23-19-4 160.00 Acres | | 100% Alberta School Foundation Fund | | | | |
| | F | LAND | T | 1 | FARMLAND | Taxable Total: | 23,940 |
| 906000 | NE-28-23-19-4 160.00 Acres | | 100% Alberta School Foundation Fund | | | | |
| | F | LAND | T | 1 | FARMLAND | Taxable Total: | 19,730 |
| 907000 | NW-28-23-19-4 160.00 Acres | | 100% Alberta School Foundation Fund | | | | |
| | F | LAND | T | 1 | FARMLAND | Taxable Total: | 12,630 |
| 908000 | SE-28-23-19-4 160.00 Acres | | 100% Alberta School Foundation Fund | | | | |



2020 Assessment Roll (Valuation Date 1-July, 2020) 2021 Taxation Year, Wheatland County

Assessment Year: 2020
Tax Year: 2021

| Roll | Legal Address | | | | | | Total |
|--------|---------------|--------------------------|---|-----|-------------------------------------|----------------|---------|
| | F | LAND | T | 1 | FARMLAND | Taxable Total: | 15,710 |
| | | | | | 100% Alberta School Foundation Fund | | |
| 909000 | SW-28-23-19-4 | 160.00 Acres | | | | | |
| | F | LAND | T | 1 | FARMLAND | Taxable Total: | 23,030 |
| | | | | | 100% Alberta School Foundation Fund | | |
| 910000 | NE-29-23-19-4 | 152.46 Acres | | | | | |
| | | 234078 RGE RD 194 | | | | | |
| | F | LAND & IMPROVEMENTS | T | 1 | FARMLAND | | 8,950 |
| | R | | T | 103 | RESIDENTIAL LAND & IMPROVEMENTS | | 178,360 |
| | | | | | Taxable Total: | | 187,310 |
| | R | | E | 901 | RURAL RESIDENCE EXEMPTION (RAP) | | 61,540 |
| | | | | | 100% Alberta School Foundation Fund | Totals: | 248,850 |
| 910010 | 9511632 1 | NE-29-23-19-4 7.54 Acres | | | | | |
| | | 234056 RGE RD 194 | | | | | |
| | F | LAND & IMPROVEMENTS | T | 1 | FARMLAND | | 270 |
| | R | | T | 103 | RESIDENTIAL LAND & IMPROVEMENTS | | 179,060 |
| | | | | | Taxable Total: | | 179,330 |
| | R | | E | 901 | RURAL RESIDENCE EXEMPTION (RAP) | | 61,540 |
| | | | | | 100% Alberta School Foundation Fund | Totals: | 240,870 |
| 911000 | NW-29-23-19-4 | 160.00 Acres | | | | | |
| | F | LAND | T | 1 | FARMLAND | Taxable Total: | 18,630 |
| | | | | | 100% Alberta School Foundation Fund | | |
| 912000 | SE-29-23-19-4 | 160.00 Acres | | | | | |
| | F | LAND | T | 1 | FARMLAND | Taxable Total: | 28,780 |
| | | | | | 100% Alberta School Foundation Fund | | |
| 913000 | SW-29-23-19-4 | 160.00 Acres | | | | | |
| | F | LAND | T | 1 | FARMLAND | Taxable Total: | 28,730 |
| | | | | | 100% Alberta School Foundation Fund | | |
| 914000 | NE-30-23-19-4 | 160.00 Acres | | | | | |
| | F | LAND | T | 1 | FARMLAND | Taxable Total: | 37,270 |
| | | | | | 100% Alberta School Foundation Fund | | |



2020 Assessment Roll (Valuation Date 1-July, 2020) 2021 Taxation Year, Wheatland County

Assessment Year: 2020
Tax Year: 2021

| Roll | Legal Address | | | | Total |
|--------|-----------------------|--------------|---------------------------------------|----------------|---------|
| 915000 | NW-30-23-19-4 | 157.01 Acres | | | |
| | F LAND | | T 1 FARMLAND | Taxable Total: | 35,120 |
| | | | 100% Alberta School Foundation Fund | | |
| 916000 | SE-30-23-19-4 | 160.00 Acres | | | |
| | F LAND | | T 1 FARMLAND | Taxable Total: | 37,010 |
| | | | 100% Alberta School Foundation Fund | | |
| 917000 | SW-30-23-19-4 | 156.94 Acres | | | |
| | F LAND | | T 1 FARMLAND | Taxable Total: | 33,970 |
| | | | 100% Alberta School Foundation Fund | | |
| 918000 | NE-31-23-19-4 | 160.00 Acres | | | |
| | F LAND | | T 1 FARMLAND | Taxable Total: | 36,410 |
| | | | 100% Alberta School Foundation Fund | | |
| 919000 | NW-31-23-19-4 | 157.16 Acres | | | |
| | 195077 HWY 561 | | | | |
| | F LAND & IMPROVEMENTS | | T 1 FARMLAND | | 32,850 |
| | R | | T 103 RESIDENTIAL LAND & IMPROVEMENTS | | 130,860 |
| | | | | Taxable Total: | 163,710 |
| | R | | E 901 RURAL RESIDENCE EXEMPTION (RAP) | | 61,540 |
| | | | 100% Alberta School Foundation Fund | Totals: | 225,250 |
| 920000 | SE-31-23-19-4 | 160.00 Acres | | | |
| | F LAND | | T 1 FARMLAND | Taxable Total: | 34,450 |
| | | | 100% Alberta School Foundation Fund | | |
| 921000 | SW-31-23-19-4 | 157.08 Acres | | | |
| | F LAND | | T 1 FARMLAND | Taxable Total: | 33,830 |
| | | | 100% Alberta School Foundation Fund | | |
| 922000 | NE-32-23-19-4 | 160.00 Acres | | | |
| | F LAND | | T 1 FARMLAND | Taxable Total: | 31,770 |
| | | | 100% Alberta School Foundation Fund | | |



2020 Assessment Roll (Valuation Date 1-July, 2020) 2021 Taxation Year, Wheatland County

Assessment Year: 2020
Tax Year: 2021

| Roll | Legal Address | | | | | | Total |
|--------|-------------------------|--------------|-------|-------------------------------------|----------------|--|------------------|
| 923000 | NW-32-23-19-4 | 160.00 Acres | | | | | |
| | F LAND | | T 1 | FARMLAND | Taxable Total: | | 36,390 |
| | | | | 100% Alberta School Foundation Fund | | | |
| 924000 | SE-32-23-19-4 | 160.00 Acres | | | | | |
| | 235030 RGE RD 194 | | | | | | |
| | F LAND & IMPROVEMENTS | | T 1 | FARMLAND | | | 27,710 |
| | R | | T 103 | RESIDENTIAL LAND & IMPROVEMENTS | | | 234,360 |
| | | | | | Taxable Total: | | 262,070 |
| | R | | E 901 | RURAL RESIDENCE EXEMPTION (RAP) | | | 61,540 |
| | | | | 100% Alberta School Foundation Fund | Totals: | | 323,610 |
| 925000 | SW-32-23-19-4 | 160.00 Acres | | | | | |
| | F LAND | | T 1 | FARMLAND | Taxable Total: | | 35,510 |
| | | | | 100% Alberta School Foundation Fund | | | |
| 926000 | NE-33-23-19-4 | 160.00 Acres | | | | | |
| | F LAND | | T 1 | FARMLAND | Taxable Total: | | 26,150 |
| | | | | 100% Alberta School Foundation Fund | | | |
| 927000 | NW-33-23-19-4 | 160.00 Acres | | | | | |
| | 235071 RGE RD 194 | | | | | | |
| | F LAND & IMPROVEMENTS | | T 1 | FARMLAND | | | 30,230 |
| | R | | T 103 | RESIDENTIAL LAND & IMPROVEMENTS | | | 87,600 |
| | | | | | Taxable Total: | | 117,830 |
| | R | | E 901 | RURAL RESIDENCE EXEMPTION (RAP) | | | 18,500 |
| | | | | 100% Alberta School Foundation Fund | Totals: | | 136,330 |
| 928000 | SE-33-23-19-4 | 160.00 Acres | | | | | |
| | F LAND | | T 1 | FARMLAND | Taxable Total: | | 26,120 |
| | | | | 100% Alberta School Foundation Fund | | | |
| 929000 | SW-33-23-19-4 | 157.01 Acres | | | | | |
| | F LAND | | T 1 | FARMLAND | Taxable Total: | | 12,330 |
| | | | | 100% Alberta School Foundation Fund | | | |
| 929010 | 9813329 1 SW-33-23-19-4 | 2.99 Acres | | | | | |
| | 235001 RGE RD 194 | | | | | | |
| | | | | | | | SOUTHWEST CORNER |



2020 Assessment Roll (Valuation Date 1-July, 2020) 2021 Taxation Year, Wheatland County

Assessment Year: 2020
Tax Year: 2021

| Roll | Legal Address | | | | | Total |
|--------|---------------|---------------------|---|------|---------------------------------|---------|
| | R | LAND & IMPROVEMENTS | T | 103 | RESIDENTIAL LAND & IMPROVEMENTS | 176,060 |
| | R | | E | 901 | RURAL RESIDENCE EXEMPTION (RAP) | 61,540 |
| | R | | E | 903 | FARM BUILDING EXEMPT | 5,710 |
| | | | | 100% | Alberta School Foundation Fund | |
| | | | | | Exempt Total: | 67,250 |
| | | | | | Totals: | 243,310 |
| 930000 | NE-34-23-19-4 | 160.00 Acres | | | | |
| | F | LAND | T | 1 | FARMLAND | |
| | | | | 100% | Alberta School Foundation Fund | |
| | | | | | Taxable Total: | 26,620 |
| 931000 | NW-34-23-19-4 | 160.00 Acres | | | | |
| | F | LAND | T | 1 | FARMLAND | |
| | | | | 100% | Alberta School Foundation Fund | |
| | | | | | Taxable Total: | 26,300 |
| 932000 | SE-34-23-19-4 | 160.00 Acres | | | | |
| | F | LAND | T | 1 | FARMLAND | |
| | | | | 100% | Alberta School Foundation Fund | |
| | | | | | Taxable Total: | 29,380 |
| 933000 | SW-34-23-19-4 | 160.00 Acres | | | | |
| | F | LAND | T | 1 | FARMLAND | |
| | | | | 100% | Alberta School Foundation Fund | |
| | | | | | Taxable Total: | 26,210 |
| 934000 | NE-35-23-19-4 | 160.00 Acres | | | | |
| | F | LAND | T | 1 | FARMLAND | |
| | | | | 100% | Alberta School Foundation Fund | |
| | | | | | Taxable Total: | 27,810 |
| 935000 | NW-35-23-19-4 | 160.00 Acres | | | | |
| | F | LAND | T | 1 | FARMLAND | |
| | | | | 100% | Alberta School Foundation Fund | |
| | | | | | Taxable Total: | 28,130 |
| 936000 | SE-35-23-19-4 | 160.00 Acres | | | | |
| | F | LAND | T | 1 | FARMLAND | |
| | | | | 100% | Alberta School Foundation Fund | |
| | | | | | Taxable Total: | 28,670 |
| 937000 | SW-35-23-19-4 | 160.00 Acres | | | | |
| | F | LAND | T | 1 | FARMLAND | |
| | | | | | Taxable Total: | 27,930 |



2020 Assessment Roll (Valuation Date 1-July, 2020) 2021 Taxation Year, Wheatland County

Assessment Year: 2020
Tax Year: 2021

| Roll | Legal Address | | | | | | Total |
|--------|---------------|--------------|-------------------------------------|---|----------|----------------|--------|
| 938000 | NE-36-23-19-4 | 160.00 Acres | 100% Alberta School Foundation Fund | | | | |
| | F | LAND | T | 1 | FARMLAND | Taxable Total: | 27,060 |
| 939000 | NW-36-23-19-4 | 160.00 Acres | 100% Alberta School Foundation Fund | | | | |
| | F | LAND | T | 1 | FARMLAND | Taxable Total: | 27,250 |
| 940000 | SE-36-23-19-4 | 160.00 Acres | 100% Alberta School Foundation Fund | | | | |
| | F | LAND | T | 1 | FARMLAND | Taxable Total: | 25,730 |
| 941000 | SW-36-23-19-4 | 160.00 Acres | 100% Alberta School Foundation Fund | | | | |
| | F | LAND | T | 1 | FARMLAND | Taxable Total: | 23,900 |
| 950000 | NE-1-24-19-4 | 160.00 Acres | 100% Alberta School Foundation Fund | | | | |
| | F | LAND | T | 1 | FARMLAND | Taxable Total: | 30,440 |
| 951000 | NW-1-24-19-4 | 160.00 Acres | 100% Alberta School Foundation Fund | | | | |
| | F | LAND | T | 1 | FARMLAND | Taxable Total: | 34,960 |
| 952000 | SE-1-24-19-4 | 158.00 Acres | 100% Alberta School Foundation Fund | | | | |
| | F | LAND | T | 1 | FARMLAND | Taxable Total: | 28,070 |
| 953000 | SW-1-24-19-4 | 158.00 Acres | 100% Alberta School Foundation Fund | | | | |
| | F | LAND | T | 1 | FARMLAND | Taxable Total: | 29,560 |
| 954000 | NE-2-24-19-4 | 160.00 Acres | 100% Alberta School Foundation Fund | | | | |



2020 Assessment Roll (Valuation Date 1-July, 2020) 2021 Taxation Year, Wheatland County

Assessment Year: 2020
Tax Year: 2021

| Roll | Legal Address | | | | | | Total |
|--------|---------------|---------------------|---|-----|-------------------------------------|----------------|---------|
| | F | LAND | T | 1 | FARMLAND | Taxable Total: | 10,470 |
| | | | | | 100% Alberta School Foundation Fund | | |
| 955000 | NW-2-24-19-4 | 160.00 Acres | | | | | |
| | F | LAND | T | 1 | FARMLAND | Taxable Total: | 12,320 |
| | | | | | 100% Alberta School Foundation Fund | | |
| 956000 | SE-2-24-19-4 | 158.00 Acres | | | | | |
| | F | LAND | T | 1 | FARMLAND | Taxable Total: | 9,920 |
| | | | | | 100% Alberta School Foundation Fund | | |
| 957000 | SW-2-24-19-4 | 158.00 Acres | | | | | |
| | F | LAND | T | 1 | FARMLAND | Taxable Total: | 25,530 |
| | | | | | 100% Alberta School Foundation Fund | | |
| 958000 | NE-3-24-19-4 | 160.00 Acres | | | | | |
| | F | LAND | T | 1 | FARMLAND | Taxable Total: | 22,720 |
| | | | | | 100% Alberta School Foundation Fund | | |
| 959000 | NW-3-24-19-4 | 160.00 Acres | | | | | |
| | F | LAND | T | 1 | FARMLAND | Taxable Total: | 24,700 |
| | | | | | 100% Alberta School Foundation Fund | | |
| 960000 | SE-3-24-19-4 | 158.00 Acres | | | | | |
| | F | LAND | T | 1 | FARMLAND | Taxable Total: | 24,500 |
| | | | | | 100% Alberta School Foundation Fund | | |
| 961000 | SW-3-24-19-4 | 158.00 Acres | | | | | |
| | | 192078 HWY 561 | | | | | |
| | F | LAND & IMPROVEMENTS | T | 1 | FARMLAND | | 24,900 |
| | R | | T | 103 | RESIDENTIAL LAND & IMPROVEMENTS | | 126,960 |
| | | | | | | Taxable Total: | 151,860 |
| | R | | E | 901 | RURAL RESIDENCE EXEMPTION (RAP) | | 61,540 |
| | | | | | 100% Alberta School Foundation Fund | Totals: | 213,400 |
| 962000 | NE-4-24-19-4 | 160.00 Acres | | | | | |
| | F | LAND | T | 1 | FARMLAND | Taxable Total: | 22,450 |



2020 Assessment Roll (Valuation Date 1-July, 2020) 2021 Taxation Year, Wheatland County

Assessment Year: 2020
Tax Year: 2021

| Roll | Legal Address | | | | | | Total |
|--------|---------------|--------------|-------------------------------------|--|----------------|--|--------|
| | | | 100% Alberta School Foundation Fund | | | | |
| 963000 | NW-4-24-19-4 | 158.92 Acres | | | | | |
| | F LAND | | T 1 FARMLAND | | Taxable Total: | | 8,460 |
| | | | 100% Alberta School Foundation Fund | | | | |
| 964000 | SE-4-24-19-4 | 158.00 Acres | | | | | |
| | F LAND | | T 1 FARMLAND | | Taxable Total: | | 25,250 |
| | | | 100% Alberta School Foundation Fund | | | | |
| 965000 | SW-4-24-19-4 | 157.01 Acres | | | | | |
| | F LAND | | T 1 FARMLAND | | Taxable Total: | | 25,970 |
| | | | 100% Alberta School Foundation Fund | | | | |
| 966000 | NE-5-24-19-4 | 159.02 Acres | | | | | |
| | F LAND | | T 1 FARMLAND | | Taxable Total: | | 20,230 |
| | | | 100% Alberta School Foundation Fund | | | | |
| 967000 | NW-5-24-19-4 | 160.00 Acres | | | | | |
| | F LAND | | T 1 FARMLAND | | Taxable Total: | | 32,600 |
| | | | 100% Alberta School Foundation Fund | | | | |
| 968000 | SE-5-24-19-4 | 157.01 Acres | | | | | |
| | F LAND | | T 1 FARMLAND | | Taxable Total: | | 21,610 |
| | | | 100% Alberta School Foundation Fund | | | | |
| 969000 | SW-5-24-19-4 | 158.00 Acres | | | | | |
| | F LAND | | T 1 FARMLAND | | Taxable Total: | | 34,460 |
| | | | 100% Alberta School Foundation Fund | | | | |
| 970000 | NE-6-24-19-4 | 160.00 Acres | | | | | |
| | F LAND | | T 1 FARMLAND | | Taxable Total: | | 33,900 |
| | | | 100% Alberta School Foundation Fund | | | | |
| 971000 | NW-6-24-19-4 | 157.03 Acres | | | | | |



2020 Assessment Roll (Valuation Date 1-July, 2020) 2021 Taxation Year, Wheatland County

Assessment Year: 2020
Tax Year: 2021

| Roll | Legal Address | | | | | Total |
|-------------------------------------|---------------|-------------------------|-----------|-----|-------------------------------------|-----------------------|
| 972000 | F | LAND | T | 1 | FARMLAND | Taxable Total: 34,850 |
| | | | | | 100% Alberta School Foundation Fund | |
| | SE-6-24-19-4 | 152.99 Acres | | | | |
| 972010 | F | LAND | T | 1 | FARMLAND | Taxable Total: 32,940 |
| | | | | | 100% Alberta School Foundation Fund | |
| | 0610066 1 1 | SE-6-24-19-4 5.00 Acres | | | | |
| | 195006 | HWY 561 | SE CORNER | | | |
| | F | LAND & IMPROVEMENTS | T | 1 | FARMLAND | 320 |
| | R | | T | 103 | RESIDENTIAL LAND & IMPROVEMENTS | 98,000 |
| Taxable Total: | | | | | | 98,320 |
| | R | | E | 901 | RURAL RESIDENCE EXEMPTION (RAP) | 45,000 |
| 100% Alberta School Foundation Fund | | | | | | Totals: 143,320 |
| 973000 | SW-6-24-19-4 | 155.15 Acres | | | | |
| 974000 | F | LAND | T | 1 | FARMLAND | Taxable Total: 34,710 |
| | | | | | 100% Alberta School Foundation Fund | |
| | NE-7-24-19-4 | 160.00 Acres | | | | |
| 975000 | F | LAND | T | 1 | FARMLAND | Taxable Total: 15,750 |
| | | | | | 100% Alberta School Foundation Fund | |
| | NW-7-24-19-4 | 146.47 Acres | | | | |
| 976000 | F | LAND | T | 1 | FARMLAND | Taxable Total: 13,350 |
| | | | | | 100% Alberta School Foundation Fund | |
| | SE-7-24-19-4 | 160.00 Acres | | | | |
| 977000 | F | LAND | T | 1 | FARMLAND | Taxable Total: 15,250 |
| | | | | | 100% Alberta School Foundation Fund | |
| | SW-7-24-19-4 | 157.02 Acres | | | | |
| 978000 | F | LAND | T | 1 | FARMLAND | Taxable Total: 21,430 |
| | | | | | 100% Alberta School Foundation Fund | |
| | NE-8-24-19-4 | 159.00 Acres | | | | |
| | F | LAND | T | 1 | FARMLAND | Taxable Total: 34,360 |



2020 Assessment Roll (Valuation Date 1-July, 2020) 2021 Taxation Year, Wheatland County

Assessment Year: 2020
Tax Year: 2021

| Roll | Legal Address | | | | | | | | | | Total |
|-------------------------------------|-------------------------------------|---------------------|----------------|-----|---------------------------------|--|--|--|----------------|---------|---------|
| | 100% Alberta School Foundation Fund | | | | | | | | | | |
| 979000 | NW-8-24-19-4 | | 160.00 Acres | | | | | | | | |
| | F | LAND | T | 1 | FARMLAND | | | | Taxable Total: | 37,230 | |
| 100% Alberta School Foundation Fund | | | | | | | | | | | |
| 980000 | SE-8-24-19-4 | | 159.01 Acres | | | | | | | | |
| | F | LAND | T | 1 | FARMLAND | | | | Taxable Total: | 12,580 | |
| 100% Alberta School Foundation Fund | | | | | | | | | | | |
| 981000 | SW-8-24-19-4 | | 160.00 Acres | | | | | | | | |
| | F | LAND | T | 1 | FARMLAND | | | | Taxable Total: | 31,020 | |
| 100% Alberta School Foundation Fund | | | | | | | | | | | |
| 982000 | NE-9-24-19-4 | | 158.79 Acres | | | | | | | | |
| | F | LAND | T | 1 | FARMLAND | | | | Taxable Total: | 9,820 | |
| 100% Alberta School Foundation Fund | | | | | | | | | | | |
| 983000 | NW-9-24-19-4 | | 79.50 Acres | | SOUTH HALF | | | | | | |
| | F | LAND | T | 1 | FARMLAND | | | | Taxable Total: | 10,850 | |
| 100% Alberta School Foundation Fund | | | | | | | | | | | |
| 984000 | NW-9-24-19-4 | | 63.15 Acres | | NORTH HALF | | | | | | |
| | 241073 RGE RD 194 | | | | | | | | | | |
| | F | LAND & IMPROVEMENTS | T | 1 | FARMLAND | | | | | 3,790 | |
| | R | | T | 103 | RESIDENTIAL LAND & IMPROVEMENTS | | | | | 393,110 | |
| | | | Taxable Total: | | | | | | | 396,900 | |
| | R | | E | 901 | RURAL RESIDENCE EXEMPTION (RAP) | | | | | 3,790 | |
| 100% Alberta School Foundation Fund | | | | | | | | | | | |
| Totals: | | | | | | | | | | | 400,690 |
| 985000 | SE-9-24-19-4 | | 160.00 Acres | | | | | | | | |
| | F | LAND | T | 1 | FARMLAND | | | | Taxable Total: | 9,900 | |
| 100% Alberta School Foundation Fund | | | | | | | | | | | |
| 986000 | SW-9-24-19-4 | | 159.01 Acres | | | | | | | | |
| | 241031 RGE RD 194 | | | | | | | | | | |
| | F | LAND & IMPROVEMENTS | T | 1 | FARMLAND | | | | | 12,510 | |
| | R | | T | 103 | RESIDENTIAL LAND & IMPROVEMENTS | | | | | 240,760 | |



2020 Assessment Roll (Valuation Date 1-July, 2020) 2021 Taxation Year, Wheatland County

Assessment Year: 2020
Tax Year: 2021

| Roll | Legal Address | | | | | Total |
|--------|---------------------------------------|--------------|---|------|---------------------------------|------------------------|
| | R | | E | 901 | RURAL RESIDENCE EXEMPTION (RAP) | Taxable Total: 253,270 |
| | R | | E | 903 | FARM BUILDING EXEMPT | 61,540 |
| | | | | 100% | Alberta School Foundation Fund | 6,600 |
| | | | | | | Exempt Total: 68,140 |
| | | | | | | Totals: 321,410 |
| 987000 | NE-10-24-19-4 | 160.00 Acres | | | | |
| | F | LAND | T | 1 | FARMLAND | Taxable Total: 17,440 |
| | | | | 100% | Alberta School Foundation Fund | |
| 988000 | NW-10-24-19-4 | 160.00 Acres | | | | |
| | F | LAND | T | 1 | FARMLAND | Taxable Total: 14,560 |
| | | | | 100% | Alberta School Foundation Fund | |
| 989000 | SE-10-24-19-4 | 160.00 Acres | | | | |
| | F | LAND | T | 1 | FARMLAND | Taxable Total: 20,330 |
| | | | | 100% | Alberta School Foundation Fund | |
| 990000 | SW-10-24-19-4 | 160.00 Acres | | | | |
| | F | LAND | T | 1 | FARMLAND | Taxable Total: 18,560 |
| | | | | 100% | Alberta School Foundation Fund | |
| 991000 | NE-11-24-19-4 | 81.60 Acres | | | | LSD 10 & 15 |
| | F | LAND | T | 1 | FARMLAND | Taxable Total: 5,260 |
| | | | | 100% | Alberta School Foundation Fund | |
| 991010 | 2011342 1 1 NE-11-24-19-4 78.40 Acres | | | | | EAST HALF |
| | 241042 RGE RD 191 | | | | | |
| | F | LAND | T | 1 | FARMLAND | Taxable Total: 5,120 |
| | | | | 100% | Alberta School Foundation Fund | |
| 992000 | NW-11-24-19-4 | 160.00 Acres | | | | |
| | F | LAND | T | 1 | FARMLAND | Taxable Total: 24,640 |
| | | | | 100% | Alberta School Foundation Fund | |
| 993000 | SE-11-24-19-4 | 160.00 Acres | | | | |
| | F | LAND | T | 1 | FARMLAND | Taxable Total: 25,140 |



2020 Assessment Roll (Valuation Date 1-July, 2020) 2021 Taxation Year, Wheatland County

Assessment Year: 2020
Tax Year: 2021

| Roll | Legal Address | | | | | | Total |
|---------|----------------------------|------|-------------------------------------|---|----------|----------------|--------|
| 994000 | SW-11-24-19-4 160.00 Acres | | 100% Alberta School Foundation Fund | | | | |
| | F | LAND | T | 1 | FARMLAND | Taxable Total: | 24,350 |
| 995000 | NE-12-24-19-4 160.00 Acres | | 100% Alberta School Foundation Fund | | | | |
| | F | LAND | T | 1 | FARMLAND | Taxable Total: | 26,150 |
| 996000 | NW-12-24-19-4 160.00 Acres | | 100% Alberta School Foundation Fund | | | | |
| | F | LAND | T | 1 | FARMLAND | Taxable Total: | 26,710 |
| 997000 | SE-12-24-19-4 160.00 Acres | | 100% Alberta School Foundation Fund | | | | |
| | F | LAND | T | 1 | FARMLAND | Taxable Total: | 28,790 |
| 998000 | SW-12-24-19-4 160.00 Acres | | 100% Alberta School Foundation Fund | | | | |
| | F | LAND | T | 1 | FARMLAND | Taxable Total: | 33,480 |
| 999000 | NE-13-24-19-4 160.00 Acres | | 100% Alberta School Foundation Fund | | | | |
| | F | LAND | T | 1 | FARMLAND | Taxable Total: | 13,970 |
| 1000000 | NW-13-24-19-4 160.00 Acres | | 100% Alberta School Foundation Fund | | | | |
| | F | LAND | T | 1 | FARMLAND | Taxable Total: | 27,610 |
| 1001000 | SE-13-24-19-4 156.14 Acres | | 100% Alberta School Foundation Fund | | | | |
| | F | LAND | T | 1 | FARMLAND | Taxable Total: | 26,980 |
| 1002000 | SW-13-24-19-4 156.03 Acres | | | | | | |



2020 Assessment Roll (Valuation Date 1-July, 2020) 2021 Taxation Year, Wheatland County

Assessment Year: 2020
Tax Year: 2021

| Roll | Legal Address | | | | | Total |
|---------|---------------|--------------|---|---|-------------------------------------|-----------------------|
| | F | LAND | T | 1 | FARMLAND | Taxable Total: 26,200 |
| | | | | | 100% Alberta School Foundation Fund | |
| 1003000 | NE-14-24-19-4 | 160.00 Acres | | | | |
| | F | LAND | T | 1 | FARMLAND | Taxable Total: 24,950 |
| | | | | | 100% Alberta School Foundation Fund | |
| 1004000 | NW-14-24-19-4 | 160.00 Acres | | | | |
| | F | LAND | T | 1 | FARMLAND | Taxable Total: 10,000 |
| | | | | | 100% Alberta School Foundation Fund | |
| 1005000 | SE-14-24-19-4 | 155.99 Acres | | | | |
| | F | LAND | T | 1 | FARMLAND | Taxable Total: 17,690 |
| | | | | | 100% Alberta School Foundation Fund | |
| 1006000 | SW-14-24-19-4 | 155.95 Acres | | | | |
| | F | LAND | T | 1 | FARMLAND | Taxable Total: 9,750 |
| | | | | | 100% Alberta School Foundation Fund | |
| 1007000 | NE-15-24-19-4 | 160.00 Acres | | | | |
| | F | LAND | T | 1 | FARMLAND | Taxable Total: 9,680 |
| | | | | | 100% Alberta School Foundation Fund | |
| 1008000 | NW-15-24-19-4 | 160.00 Acres | | | | |
| | F | LAND | T | 1 | FARMLAND | Taxable Total: 9,580 |
| | | | | | 100% Alberta School Foundation Fund | |
| 1009000 | SE-15-24-19-4 | 155.87 Acres | | | | |
| | F | LAND | T | 1 | FARMLAND | Taxable Total: 9,430 |
| | | | | | 100% Alberta School Foundation Fund | |
| 1010000 | SW-15-24-19-4 | 155.94 Acres | | | | |
| | F | LAND | T | 1 | FARMLAND | Taxable Total: 9,440 |
| | | | | | 100% Alberta School Foundation Fund | |



2020 Assessment Roll (Valuation Date 1-July, 2020) 2021 Taxation Year, Wheatland County

Assessment Year: 2020
Tax Year: 2021

| Roll | Legal Address | | | | | | Total |
|---------|---------------------------|--------------|---------------------------------|---|-------------------------------------|----------------|--------|
| 1011000 | NE-16-24-19-4 | 156.00 Acres | | | | | |
| | F | LAND | T | 1 | FARMLAND | Taxable Total: | 9,440 |
| | | | | | 100% Alberta School Foundation Fund | | |
| 1012000 | NW-16-24-19-4 | 145.00 Acres | NORTH OF LAKE | | | | |
| | F | LAND | T | 1 | FARMLAND | Taxable Total: | 8,970 |
| | | | | | 100% Alberta School Foundation Fund | | |
| 1013000 | SE-16-24-19-4 | 100.50 Acres | EAST OF LAKE | | | | |
| | F | LAND | T | 1 | FARMLAND | Taxable Total: | 6,220 |
| | | | | | 100% Alberta School Foundation Fund | | |
| 1014000 | SW-16-24-19-4 | 34.50 Acres | NORTHWEST CORNER, NORTH OF LAKE | | | | |
| | F | LAND | T | 1 | FARMLAND | Taxable Total: | 2,070 |
| | | | | | 100% Alberta School Foundation Fund | | |
| 1015000 | NE-17-24-19-4 | 160.00 Acres | | | | | |
| | F | LAND | T | 1 | FARMLAND | Taxable Total: | 13,550 |
| | | | | | 100% Alberta School Foundation Fund | | |
| 1016000 | NW-17-24-19-4 | 160.00 Acres | | | | | |
| | F | LAND | T | 1 | FARMLAND | Taxable Total: | 16,020 |
| | | | | | 100% Alberta School Foundation Fund | | |
| 1017000 | SE-17-24-19-4 | 99.00 Acres | AREA NOT COVERED BY LAKE | | | | |
| | F | LAND | T | 1 | FARMLAND | Taxable Total: | 11,640 |
| | | | | | 100% Alberta School Foundation Fund | | |
| 1018000 | SW-17-24-19-4 | 160.00 Acres | | | | | |
| | F | LAND | T | 1 | FARMLAND | Taxable Total: | 28,990 |
| | | | | | 100% Alberta School Foundation Fund | | |
| 1019000 | 0815886 1 3 NE-18-24-19-4 | 144.33 Acres | EAST AND NORTH OF LAKE | | | | |
| | F | LAND | T | 1 | FARMLAND | Taxable Total: | 7,840 |



2020 Assessment Roll (Valuation Date 1-July, 2020) 2021 Taxation Year, Wheatland County

Assessment Year: 2020
Tax Year: 2021

| Roll | Legal Address | | | | | Total |
|---------|--|------|-------------------------------------|------------|----------------|--------|
| 1020000 | 0815886 1 2 NW-18-24-19-4 102.70 Acres | | 100% Alberta School Foundation Fund | | | |
| | | | AREA NOT COVERED BY LAKE | | | |
| | F | LAND | T | 1 FARMLAND | Taxable Total: | 5,520 |
| | | | 100% Alberta School Foundation Fund | | | |
| 1021000 | SE-18-24-19-4 153.87 Acres | | | | | |
| | F | LAND | T | 1 FARMLAND | Taxable Total: | 11,280 |
| | | | 100% Alberta School Foundation Fund | | | |
| 1022000 | 0815886 1 1 SW-18-24-19-4 144.09 Acres | | | | | |
| | F | LAND | T | 1 FARMLAND | Taxable Total: | 9,300 |
| | | | 100% Alberta School Foundation Fund | | | |
| 1023000 | NE-19-24-19-4 51.08 Acres | | | | | |
| | | | EAST OF LAKE | | | |
| | F | LAND | T | 1 FARMLAND | Taxable Total: | 7,080 |
| | | | 100% Alberta School Foundation Fund | | | |
| 1024000 | 0815886 2 1 SE-19-24-19-4 113.00 Acres | | | | | |
| | | | EAST & SOUTH OF LAKE | | | |
| | F | LAND | T | 1 FARMLAND | Taxable Total: | 6,140 |
| | | | 100% Alberta School Foundation Fund | | | |
| 1025000 | NE-20-24-19-4 160.00 Acres | | | | | |
| | F | LAND | T | 1 FARMLAND | Taxable Total: | 25,210 |
| | | | 100% Alberta School Foundation Fund | | | |
| 1026000 | NW-20-24-19-4 156.09 Acres | | | | | |
| | F | LAND | T | 1 FARMLAND | Taxable Total: | 32,740 |
| | | | 100% Alberta School Foundation Fund | | | |
| 1027000 | SE-20-24-19-4 160.00 Acres | | | | | |
| | F | LAND | T | 1 FARMLAND | Taxable Total: | 17,560 |
| | | | 100% Alberta School Foundation Fund | | | |
| 1028000 | SW-20-24-19-4 157.66 Acres | | | | | |



2020 Assessment Roll (Valuation Date 1-July, 2020) 2021 Taxation Year, Wheatland County

Assessment Year: 2020
Tax Year: 2021

| Roll | Legal Address | | | | | | Total |
|---------|---------------|--------------------------|--|---|-----|-------------------------------------|--------|
| | F | LAND | | T | 1 | FARMLAND | |
| | | | | | | 100% Alberta School Foundation Fund | |
| 1029000 | NE-21-24-19-4 | 159.29 Acres | | | | Taxable Total: | 17,660 |
| | F | LAND | | T | 1 | FARMLAND | |
| | | | | | | 100% Alberta School Foundation Fund | |
| 1030000 | NW-21-24-19-4 | 160.00 Acres | | | | Taxable Total: | 28,310 |
| | F | LAND | | T | 1 | FARMLAND | |
| | | | | | | 100% Alberta School Foundation Fund | |
| 1031000 | SE-21-24-19-4 | 160.00 Acres | | | | Taxable Total: | 26,010 |
| | F | LAND | | T | 1 | FARMLAND | |
| | | | | | | 100% Alberta School Foundation Fund | |
| 1032000 | SW-21-24-19-4 | 160.00 Acres | | | | Taxable Total: | 20,230 |
| | F | LAND | | T | 1 | FARMLAND | |
| | | | | | | 100% Alberta School Foundation Fund | |
| 1033000 | NE-22-24-19-4 | 156.05 Acres | | | | Taxable Total: | 23,250 |
| | F | LAND | | T | 1 | FARMLAND | |
| | | | | | | 100% Alberta School Foundation Fund | |
| 1033010 | 4808BM OT | NE-22-24-19-4 1.71 Acres | | | | N. CENTRAL EDGE OF QUARTER | |
| | NR | LAND | | E | 154 | PROVINCIAL EXEMPT | |
| | | | | | | 100% Alberta School Foundation Fund | |
| 1034000 | NW-22-24-19-4 | 156.90 Acres | | | | Exempt Total: | 1,140 |
| | F | LAND | | T | 1 | FARMLAND | |
| | | | | | | 100% Alberta School Foundation Fund | |
| 1035000 | SE-22-24-19-4 | 160.00 Acres | | | | Taxable Total: | 19,960 |
| | F | LAND | | T | 1 | FARMLAND | |
| | | | | | | 100% Alberta School Foundation Fund | |
| | | | | | | Taxable Total: | 10,450 |



2020 Assessment Roll (Valuation Date 1-July, 2020)
2021 Taxation Year, Wheatland County

Assessment Year: 2020
Tax Year: 2021

| Roll | Legal Address | Total |
|---------|--|--------|
| 1036000 | SW-22-24-19-4 160.00 Acres | |
| | F LAND T 1 FARMLAND Taxable Total: 100% Alberta School Foundation Fund | 10,050 |
| 1037000 | NE-23-24-19-4 159.64 Acres | |
| | F LAND T 1 FARMLAND Taxable Total: 100% Alberta School Foundation Fund | 18,240 |
| 1038000 | NW-23-24-19-4 160.00 Acres | |
| | F LAND T 1 FARMLAND Taxable Total: 100% Alberta School Foundation Fund | 16,260 |
| 1039000 | SE-23-24-19-4 160.00 Acres | |
| | F LAND T 1 FARMLAND Taxable Total: 100% Alberta School Foundation Fund | 25,280 |
| 1040000 | SW-23-24-19-4 160.00 Acres | |
| | F LAND T 1 FARMLAND Taxable Total: 100% Alberta School Foundation Fund | 10,230 |
| 1041000 | NE-24-24-19-4 160.00 Acres | |
| | F LAND T 1 FARMLAND Taxable Total: 100% Alberta School Foundation Fund | 24,840 |
| 1042000 | NW-24-24-19-4 160.00 Acres | |
| | F LAND T 1 FARMLAND Taxable Total: 100% Alberta School Foundation Fund | 27,650 |
| 1043000 | SE-24-24-19-4 160.00 Acres | |
| | F LAND T 1 FARMLAND Taxable Total: 100% Alberta School Foundation Fund | 16,260 |
| 1044000 | SW-24-24-19-4 160.00 Acres | |
| | F LAND T 1 FARMLAND Taxable Total: | 31,630 |



2020 Assessment Roll (Valuation Date 1-July, 2020) 2021 Taxation Year, Wheatland County

Assessment Year: 2020
Tax Year: 2021

| Roll | Legal Address | | | | | | Total |
|---------|---------------|--------------|-------------------------------------|--|----------------|--|--------|
| | | | 100% Alberta School Foundation Fund | | | | |
| 1045000 | NE-25-24-19-4 | 160.00 Acres | | | | | |
| | F LAND | | T 1 FARMLAND | | Taxable Total: | | 10,000 |
| | | | 100% Alberta School Foundation Fund | | | | |
| 1046000 | NW-25-24-19-4 | 160.00 Acres | | | | | |
| | F LAND | | T 1 FARMLAND | | Taxable Total: | | 10,110 |
| | | | 100% Alberta School Foundation Fund | | | | |
| 1047000 | SE-25-24-19-4 | 159.28 Acres | | | | | |
| | F LAND | | T 1 FARMLAND | | Taxable Total: | | 10,060 |
| | | | 100% Alberta School Foundation Fund | | | | |
| 1048000 | SW-25-24-19-4 | 156.68 Acres | | | | | |
| | F LAND | | T 1 FARMLAND | | Taxable Total: | | 10,270 |
| | | | 100% Alberta School Foundation Fund | | | | |
| 1049000 | NE-26-24-19-4 | 159.21 Acres | | | | | |
| | F LAND | | T 1 FARMLAND | | Taxable Total: | | 11,260 |
| | | | 100% Alberta School Foundation Fund | | | | |
| 1050000 | NW-26-24-19-4 | 160.00 Acres | | | | | |
| | F LAND | | T 1 FARMLAND | | Taxable Total: | | 26,490 |
| | | | 100% Alberta School Foundation Fund | | | | |
| 1051000 | SE-26-24-19-4 | 156.71 Acres | | | | | |
| | F LAND | | T 1 FARMLAND | | Taxable Total: | | 10,050 |
| | | | 100% Alberta School Foundation Fund | | | | |
| 1052000 | SW-26-24-19-4 | 160.00 Acres | | | | | |
| | F LAND | | T 1 FARMLAND | | Taxable Total: | | 24,650 |
| | | | 100% Alberta School Foundation Fund | | | | |
| 1053000 | NE-27-24-19-4 | 160.00 Acres | | | | | |



2020 Assessment Roll (Valuation Date 1-July, 2020) 2021 Taxation Year, Wheatland County

Assessment Year: 2020
Tax Year: 2021

| Roll | Legal Address | | | | | Total |
|---------|---------------|--------------|---|---|-------------------------------------|-----------------------|
| | F | LAND | T | 1 | FARMLAND | Taxable Total: 26,070 |
| | | | | | 100% Alberta School Foundation Fund | |
| 1054000 | NW-27-24-19-4 | 160.00 Acres | | | | |
| | F | LAND | T | 1 | FARMLAND | Taxable Total: 20,820 |
| | | | | | 100% Alberta School Foundation Fund | |
| 1055000 | SE-27-24-19-4 | 160.00 Acres | | | | |
| | F | LAND | T | 1 | FARMLAND | Taxable Total: 28,090 |
| | | | | | 100% Alberta School Foundation Fund | |
| 1056000 | SW-27-24-19-4 | 160.00 Acres | | | | |
| | F | LAND | T | 1 | FARMLAND | Taxable Total: 14,700 |
| | | | | | 100% Alberta School Foundation Fund | |
| 1057000 | NE-28-24-19-4 | 160.00 Acres | | | | |
| | F | LAND | T | 1 | FARMLAND | Taxable Total: 9,900 |
| | | | | | 100% The Golden Hills Reg. Div. 15 | |
| 1058000 | NW-28-24-19-4 | 160.00 Acres | | | | |
| | F | LAND | T | 1 | FARMLAND | Taxable Total: 10,110 |
| | | | | | 100% The Golden Hills Reg. Div. 15 | |
| 1059000 | SE-28-24-19-4 | 160.00 Acres | | | | |
| | F | LAND | T | 1 | FARMLAND | Taxable Total: 10,320 |
| | | | | | 100% The Golden Hills Reg. Div. 15 | |
| 1060000 | SW-28-24-19-4 | 160.00 Acres | | | | |
| | F | LAND | T | 1 | FARMLAND | Taxable Total: 10,320 |
| | | | | | 100% The Golden Hills Reg. Div. 15 | |
| 1061000 | NE-29-24-19-4 | 160.00 Acres | | | | |
| | F | LAND | T | 1 | FARMLAND | Taxable Total: 25,850 |
| | | | | | 100% Alberta School Foundation Fund | |



2020 Assessment Roll (Valuation Date 1-July, 2020) 2021 Taxation Year, Wheatland County

Assessment Year: 2020
Tax Year: 2021

| Roll | Legal Address | | | | | | Total |
|---------|---------------|--------------|-------------------------------------|--|----------------|--|--------|
| 1062000 | NW-29-24-19-4 | 157.04 Acres | | | | | |
| | F LAND | | T 1 FARMLAND | | Taxable Total: | | 31,420 |
| | | | 100% Alberta School Foundation Fund | | | | |
| 1063000 | SE-29-24-19-4 | 160.00 Acres | | | | | |
| | F LAND | | T 1 FARMLAND | | Taxable Total: | | 32,820 |
| | | | 100% Alberta School Foundation Fund | | | | |
| 1064000 | SW-29-24-19-4 | 157.10 Acres | | | | | |
| | F LAND | | T 1 FARMLAND | | Taxable Total: | | 33,200 |
| | | | 100% Alberta School Foundation Fund | | | | |
| 1065000 | NE-30-24-19-4 | 157.30 Acres | | | | | |
| | F LAND | | T 1 FARMLAND | | Taxable Total: | | 28,710 |
| | | | 100% Alberta School Foundation Fund | | | | |
| 1066000 | NW-30-24-19-4 | 160.00 Acres | | | | | |
| | F LAND | | T 1 FARMLAND | | Taxable Total: | | 30,020 |
| | | | 100% Alberta School Foundation Fund | | | | |
| 1067000 | SE-30-24-19-4 | 72.82 Acres | PORTION EAST OF LAKE | | | | |
| | F LAND | | T 1 FARMLAND | | Taxable Total: | | 11,450 |
| | | | 100% Alberta School Foundation Fund | | | | |
| 1068000 | SW-30-24-19-4 | 55.00 Acres | PORTION NORTH OF LAKE | | | | |
| | F LAND | | T 1 FARMLAND | | Taxable Total: | | 7,360 |
| | | | 100% Alberta School Foundation Fund | | | | |
| 1069000 | NE-31-24-19-4 | 157.57 Acres | | | | | |
| | F LAND | | T 1 FARMLAND | | Taxable Total: | | 11,350 |
| | | | 100% Alberta School Foundation Fund | | | | |
| 1070000 | NW-31-24-19-4 | 158.97 Acres | | | | | |
| | F LAND | | T 1 FARMLAND | | Taxable Total: | | 30,300 |



2020 Assessment Roll (Valuation Date 1-July, 2020) 2021 Taxation Year, Wheatland County

Assessment Year: 2020
Tax Year: 2021

| Roll | Legal Address | | | | | | Total |
|---------|-------------------|---------------------|-------------------------------------|-----|---------------------------------|----------------|---------|
| | | | 100% Alberta School Foundation Fund | | | | |
| 1071000 | SE-31-24-19-4 | 157.30 Acres | | | | | |
| | 245010A HWY 56 | | | | | | |
| | F | LAND & IMPROVEMENTS | T | 1 | FARMLAND | | 13,780 |
| | R | | T | 103 | RESIDENTIAL LAND & IMPROVEMENTS | | 198,060 |
| | | | Taxable Total: | | | | 211,840 |
| | R | | E | 901 | RURAL RESIDENCE EXEMPTION (RAP) | | 88,040 |
| | | | 100% Alberta School Foundation Fund | | | | |
| | | | Totals: | | | | 299,880 |
| 1072000 | SW-31-24-19-4 | 160.00 Acres | | | | | |
| | F | LAND | T | 1 | FARMLAND | Taxable Total: | 27,860 |
| | | | 100% Alberta School Foundation Fund | | | | |
| 1073000 | NE-32-24-19-4 | 159.58 Acres | | | | | |
| | F | LAND | T | 1 | FARMLAND | Taxable Total: | 25,180 |
| | | | 100% Alberta School Foundation Fund | | | | |
| 1074000 | NW-32-24-19-4 | 154.38 Acres | | | | | |
| | F | LAND | T | 1 | FARMLAND | Taxable Total: | 27,630 |
| | | | 100% Alberta School Foundation Fund | | | | |
| 1075000 | SE-32-24-19-4 | 160.00 Acres | | | | | |
| | F | LAND | T | 1 | FARMLAND | Taxable Total: | 26,190 |
| | | | 100% Alberta School Foundation Fund | | | | |
| 1076000 | SW-32-24-19-4 | 157.37 Acres | | | | | |
| | F | LAND | T | 1 | FARMLAND | Taxable Total: | 28,680 |
| | | | 100% Alberta School Foundation Fund | | | | |
| 1077000 | NE-33-24-19-4 | 160.00 Acres | | | | | |
| | 245052 RGE RD 193 | | | | | | |
| | F | LAND & IMPROVEMENTS | T | 1 | FARMLAND | | 25,610 |
| | R | | T | 103 | RESIDENTIAL LAND & IMPROVEMENTS | | 315,460 |
| | | | Taxable Total: | | | | 341,070 |
| | R | | E | 901 | RURAL RESIDENCE EXEMPTION (RAP) | | 61,540 |
| | R | | E | 903 | FARM BUILDING EXEMPT | | 145,470 |
| | | | Exempt Total: | | | | 207,010 |
| | | | Totals: | | | | 548,080 |



2020 Assessment Roll (Valuation Date 1-July, 2020) 2021 Taxation Year, Wheatland County

Assessment Year: 2020
Tax Year: 2021

| Roll | Legal Address | 100% Alberta School Foundation Fund | | | | Total |
|---------|-----------------------|-------------------------------------|---------------------------------------|----------------|--|---------|
| 1078000 | NW-33-24-19-4 | 158.73 Acres | | | | |
| | F LAND | | T 1 FARMLAND | Taxable Total: | | 10,750 |
| | | | 100% Alberta School Foundation Fund | | | |
| 1079000 | SE-33-24-19-4 | 160.00 Acres | | | | |
| | F LAND | | T 1 FARMLAND | Taxable Total: | | 10,110 |
| | | | 100% The Golden Hills Reg. Div. 15 | | | |
| 1080000 | SW-33-24-19-4 | 160.00 Acres | | | | |
| | F LAND | | T 1 FARMLAND | Taxable Total: | | 10,110 |
| | | | 100% The Golden Hills Reg. Div. 15 | | | |
| 1081000 | NE-34-24-19-4 | 160.00 Acres | | | | |
| | F LAND | | T 1 FARMLAND | Taxable Total: | | 29,850 |
| | | | 100% Alberta School Foundation Fund | | | |
| 1082000 | NW-34-24-19-4 | 160.00 Acres | | | | |
| | 192079 TWP RD 250 | | | | | |
| | F LAND & IMPROVEMENTS | | T 1 FARMLAND | | | 24,820 |
| | R | | T 103 RESIDENTIAL LAND & IMPROVEMENTS | | | 186,260 |
| | | | | Taxable Total: | | 211,080 |
| | R | | E 901 RURAL RESIDENCE EXEMPTION (RAP) | | | 61,540 |
| | | | 100% Alberta School Foundation Fund | Totals: | | 272,620 |
| 1083000 | SE-34-24-19-4 | 160.00 Acres | | | | |
| | F LAND | | T 1 FARMLAND | Taxable Total: | | 27,680 |
| | | | 100% The Golden Hills Reg. Div. 15 | | | |
| 1084000 | SW-34-24-19-4 | 160.00 Acres | | | | |
| | F LAND | | T 1 FARMLAND | Taxable Total: | | 23,810 |
| | | | 100% The Golden Hills Reg. Div. 15 | | | |
| 1085000 | NE-35-24-19-4 | 160.00 Acres | | | | |
| | F LAND | | T 1 FARMLAND | Taxable Total: | | 32,010 |
| | | | 100% Alberta School Foundation Fund | | | |



2020 Assessment Roll (Valuation Date 1-July, 2020) 2021 Taxation Year, Wheatland County

Assessment Year: 2020
Tax Year: 2021

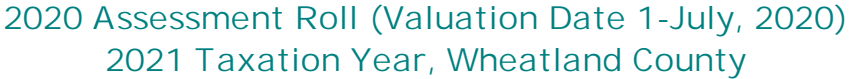
| Roll | Legal Address | Total |
|---------|--|-------|
| 1086000 | NW-35-24-19-4 160.00 Acres | |
| | F LAND T 1 FARMLAND Taxable Total: 28,030 | |
| | 100% Alberta School Foundation Fund | |
| 1087000 | SE-35-24-19-4 160.00 Acres | |
| | F LAND T 1 FARMLAND Taxable Total: 17,250 | |
| | 100% Alberta School Foundation Fund | |
| 1088000 | SW-35-24-19-4 160.00 Acres | |
| | F LAND T 1 FARMLAND Taxable Total: 25,340 | |
| | 100% Alberta School Foundation Fund | |
| 1089000 | NE-36-24-19-4 160.00 Acres | |
| | F LAND T 1 FARMLAND Taxable Total: 30,370 | |
| | 100% Alberta School Foundation Fund | |
| 1090000 | 1311532 1 2 NW-36-24-19-4 159.75 Acres | |
| | 245075 RGE RD 191 | |
| | F LAND & IMPROVEMENTS T 1 FARMLAND 31,550 | |
| | R T 103 RESIDENTIAL LAND & IMPROVEMENTS 231,250 | |
| | Taxable Total: 262,800 | |
| | R E 901 RURAL RESIDENCE EXEMPTION (RAP) 31,550 | |
| | R E 903 FARM BUILDING EXEMPT 3,600 | |
| | 100% Alberta School Foundation Fund Exempt Total: 35,150 | |
| | Totals: 297,950 | |
| 1091000 | SE-36-24-19-4 160.00 Acres | |
| | F LAND T 1 FARMLAND Taxable Total: 9,900 | |
| | 100% Alberta School Foundation Fund | |
| 1092000 | SW-36-24-19-4 160.00 Acres | |
| | F LAND T 1 FARMLAND Taxable Total: 28,850 | |
| | 100% Alberta School Foundation Fund | |
| 1093000 | NE-1-25-19-4 160.00 Acres | |
| | F LAND T 1 FARMLAND Taxable Total: 31,840 | |



2020 Assessment Roll (Valuation Date 1-July, 2020) 2021 Taxation Year, Wheatland County

Assessment Year: 2020
Tax Year: 2021

| Roll | Legal Address | | | | | | Total |
|---------|---------------|--------------|-------------------------------------|----------------|--|--|--------|
| | | | 100% Alberta School Foundation Fund | | | | |
| 1094000 | NW-1-25-19-4 | 160.00 Acres | | | | | |
| | F LAND | | T 1 FARMLAND | Taxable Total: | | | 33,750 |
| | | | 100% Alberta School Foundation Fund | | | | |
| 1095000 | SE-1-25-19-4 | 160.00 Acres | | | | | |
| | F LAND | | T 1 FARMLAND | Taxable Total: | | | 29,100 |
| | | | 100% Alberta School Foundation Fund | | | | |
| 1096000 | SW-1-25-19-4 | 160.00 Acres | | | | | |
| | F LAND | | T 1 FARMLAND | Taxable Total: | | | 32,350 |
| | | | 100% Alberta School Foundation Fund | | | | |
| 1097000 | NE-2-25-19-4 | 160.00 Acres | | | | | |
| | F LAND | | T 1 FARMLAND | Taxable Total: | | | 36,040 |
| | | | 100% Alberta School Foundation Fund | | | | |
| 1098000 | NW-2-25-19-4 | 160.00 Acres | | | | | |
| | F LAND | | T 1 FARMLAND | Taxable Total: | | | 27,590 |
| | | | 100% Alberta School Foundation Fund | | | | |
| 1099000 | SE-2-25-19-4 | 160.00 Acres | | | | | |
| | F LAND | | T 1 FARMLAND | Taxable Total: | | | 30,560 |
| | | | 100% Alberta School Foundation Fund | | | | |
| 1100000 | SW-2-25-19-4 | 160.00 Acres | | | | | |
| | F LAND | | T 1 FARMLAND | Taxable Total: | | | 29,520 |
| | | | 100% Alberta School Foundation Fund | | | | |
| 1101000 | NE-3-25-19-4 | 160.00 Acres | | | | | |
| | F LAND | | T 1 FARMLAND | Taxable Total: | | | 28,460 |
| | | | 100% Alberta School Foundation Fund | | | | |
| 1102000 | NW-3-25-19-4 | 160.00 Acres | | | | | |



| Roll | Legal Address | | | | | Total | |
|---------|-------------------------------------|---------------------|----------------------|-----|---------------------------------|----------------|---------|
| 1103000 | F | LAND | T | 1 | FARMLAND | Taxable Total: | 32,230 |
| | 100% Alberta School Foundation Fund | | | | | | |
| | SE-3-25-19-4 | 160.00 Acres | | | | | |
| 1104000 | F | LAND | T | 1 | FARMLAND | Taxable Total: | 31,230 |
| | 100% Alberta School Foundation Fund | | | | | | |
| | SW-3-25-19-4 | 160.00 Acres | | | | | |
| | 192076 TWP RD 250 | | | | | | |
| | F | LAND & IMPROVEMENTS | T | 1 | FARMLAND | | 30,840 |
| | R | | T | 103 | RESIDENTIAL LAND & IMPROVEMENTS | | 263,990 |
| | | | | | | Taxable Total: | 294,830 |
| | R | | E | 901 | RURAL RESIDENCE EXEMPTION (RAP) | | 92,310 |
| | 100% Alberta School Foundation Fund | | | | | Totals: | 387,140 |
| 1105000 | NE-4-25-19-4 | 160.00 Acres | | | | | |
| | F | LAND | T | 1 | FARMLAND | Taxable Total: | 35,470 |
| | 100% The Golden Hills Reg. Div. 15 | | | | | | |
| 1106000 | NW-4-25-19-4 | 160.00 Acres | | | | | |
| | F | LAND | T | 1 | FARMLAND | Taxable Total: | 29,410 |
| | 100% The Golden Hills Reg. Div. 15 | | | | | | |
| 1107000 | SE-4-25-19-4 | 159.66 Acres | | | | | |
| | F | LAND | T | 1 | FARMLAND | Taxable Total: | 26,270 |
| | 100% Alberta School Foundation Fund | | | | | | |
| 1108000 | SW-4-25-19-4 | 159.17 Acres | | | | | |
| | F | LAND | T | 1 | FARMLAND | Taxable Total: | 28,560 |
| | 100% Alberta School Foundation Fund | | | | | | |
| 1109000 | NE-5-25-19-4 | 160.00 Acres | | | | | |
| | F | LAND | T | 1 | FARMLAND | Taxable Total: | 30,250 |
| | 100% The Golden Hills Reg. Div. 15 | | | | | | |
| 1110000 | NW-5-25-19-4 | 153.24 Acres | NORTH & EAST OF ROAD | | | | |
| | F | LAND | T | 1 | FARMLAND | Taxable Total: | 24,650 |



2020 Assessment Roll (Valuation Date 1-July, 2020) 2021 Taxation Year, Wheatland County

Assessment Year: 2020
Tax Year: 2021

| Roll | Legal Address | | | | | | Total |
|---------|-------------------------------------|---------------------|---|-----|--------------------------------------|----------------|---------|
| 1111010 | SE-5-25-19-4 148.61 Acres | | 100% Alberta School Foundation Fund | | | | |
| | F | LAND | T | 1 | FARMLAND | Taxable Total: | 29,250 |
| 1111020 | 1612546 3 2 SE-5-25-19-4 3.93 Acres | | 100% The Golden Hills Reg. Div. 15 | | | | |
| | 194024 TWP RD 250 | | 300m East of SW corner | | | | |
| | R | LAND & IMPROVEMENTS | T | 103 | RESIDENTIAL LAND & IMPROVEMENTS | | 215,360 |
| | R | | E | 901 | RURAL RESIDENCE EXEMPTION (RAP) | | 61,540 |
| | | | 100% Alberta School Foundation Fund | | | | |
| | | | Totals: | | | | 276,900 |
| 1111030 | 1612546 3 3 SE-5-25-19-4 7.47 Acres | | 65m East of SW corner Shop leased for Trucking Business | | | | |
| | 194030 TWP RD 250 | | | | | | |
| | R | LAND & IMPROVEMENTS | T | 103 | RESIDENTIAL LAND & IMPROVEMENTS | | 404,950 |
| | NR | | T | 105 | NON-RESEIDENTIAL LAND & IMPROVEMENTS | | 229,490 |
| | | | 100% Alberta School Foundation Fund | | | | |
| | | | Taxable Total: | | | | 634,440 |
| 1112000 | SW-5-25-19-4 150.30 Acres | | | | | | |
| | F | LAND | T | 1 | FARMLAND | Taxable Total: | 25,550 |
| | | | 100% Alberta School Foundation Fund | | | | |
| 1113000 | NE-6-25-19-4 159.18 Acres | | | | | | |
| | F | LAND | T | 1 | FARMLAND | Taxable Total: | 15,830 |
| | | | 100% Alberta School Foundation Fund | | | | |
| 1114000 | NW-6-25-19-4 160.00 Acres | | | | | | |
| | F | LAND | T | 1 | FARMLAND | Taxable Total: | 10,780 |
| | | | 100% Alberta School Foundation Fund | | | | |
| 1115000 | SE-6-25-19-4 108.48 Acres | | PT LSD1,2,7,8 AROUND COMP ST | | | | |
| | F | LAND | T | 1 | FARMLAND | Taxable Total: | 7,820 |
| | | | 100% Alberta School Foundation Fund | | | | |
| 1116000 | SW-6-25-19-4 158.97 Acres | | | | | | |
| | F | LAND | T | 1 | FARMLAND | Taxable Total: | 32,880 |
| | | | 100% Alberta School Foundation Fund | | | | |



2020 Assessment Roll (Valuation Date 1-July, 2020) 2021 Taxation Year, Wheatland County

Assessment Year: 2020
Tax Year: 2021

| Roll | Legal Address | Total |
|---------|--|--------|
| 1117000 | NE-7-25-19-4 157.34 Acres | |
| | F LAND T 1 FARMLAND 100% The Golden Hills Reg. Div. 15 Taxable Total: | 31,090 |
| 1118000 | NW-7-25-19-4 160.00 Acres | |
| | F LAND T 1 FARMLAND 100% Alberta School Foundation Fund Taxable Total: | 11,580 |
| 1119000 | SE-7-25-19-4 157.44 Acres | |
| | F LAND T 1 FARMLAND 100% Alberta School Foundation Fund Taxable Total: | 9,790 |
| 1120000 | SW-7-25-19-4 160.00 Acres | |
| | F LAND T 1 FARMLAND 100% Alberta School Foundation Fund Taxable Total: | 8,260 |
| 1121000 | NE-8-25-19-4 160.00 Acres | |
| | F LAND T 1 FARMLAND 100% Alberta School Foundation Fund Taxable Total: | 32,510 |
| 1122000 | NW-8-25-19-4 157.57 Acres | |
| | F LAND T 1 FARMLAND 100% The Golden Hills Reg. Div. 15 Taxable Total: | 30,320 |
| 1123000 | SE-8-25-19-4 160.00 Acres | |
| | F LAND T 1 FARMLAND 100% Alberta School Foundation Fund Taxable Total: | 32,680 |
| 1124000 | SW-8-25-19-4 157.48 Acres | |
| | F LAND T 1 FARMLAND 100% Alberta School Foundation Fund Taxable Total: | 28,660 |
| 1125000 | NE-9-25-19-4 158.38 Acres | |
| | F LAND T 1 FARMLAND Taxable Total: | 29,040 |



2020 Assessment Roll (Valuation Date 1-July, 2020) 2021 Taxation Year, Wheatland County

Assessment Year: 2020
Tax Year: 2021

| Roll | Legal Address | | | | | | Total |
|---------|-----------------------|--------------|-------------------------------------|---------------------------------|--|----------------|---------|
| | | | 100% The Golden Hills Reg. Div. 15 | | | | |
| 1126000 | NW-9-25-19-4 | 160.00 Acres | | | | | |
| | 193059 TWP RD 252 | | | | | | |
| | F LAND & IMPROVEMENTS | | T 1 | FARMLAND | | | 25,760 |
| | R | | T 103 | RESIDENTIAL LAND & IMPROVEMENTS | | | 436,790 |
| | | | Taxable Total: | | | | 462,550 |
| | R | | E 901 | RURAL RESIDENCE EXEMPTION (RAP) | | | 92,310 |
| | R | | E 903 | FARM BUILDING EXEMPT | | | 20,100 |
| | | | 100% The Golden Hills Reg. Div. 15 | | | | |
| | | | Exempt Total: | | | | 112,410 |
| | | | Totals: | | | | 574,960 |
| 1127000 | SE-9-25-19-4 | 160.00 Acres | | | | | |
| | F LAND | | T 1 | FARMLAND | | Taxable Total: | 25,480 |
| | | | 100% The Golden Hills Reg. Div. 15 | | | | |
| 1128000 | SW-9-25-19-4 | 160.00 Acres | | | | | |
| | F LAND | | T 1 | FARMLAND | | Taxable Total: | 29,650 |
| | | | 100% The Golden Hills Reg. Div. 15 | | | | |
| 1129000 | NE-10-25-19-4 | 160.00 Acres | | | | | |
| | F LAND | | T 1 | FARMLAND | | Taxable Total: | 28,210 |
| | | | 100% Alberta School Foundation Fund | | | | |
| 1130000 | NW-10-25-19-4 | 160.00 Acres | | | | | |
| | F LAND | | T 1 | FARMLAND | | Taxable Total: | 23,730 |
| | | | 100% Alberta School Foundation Fund | | | | |
| 1131000 | SE-10-25-19-4 | 160.00 Acres | | | | | |
| | F LAND | | T 1 | FARMLAND | | Taxable Total: | 25,820 |
| | | | 100% Alberta School Foundation Fund | | | | |
| 1132000 | SW-10-25-19-4 | 160.00 Acres | | | | | |
| | F LAND | | T 1 | FARMLAND | | Taxable Total: | 27,310 |
| | | | 100% Alberta School Foundation Fund | | | | |
| 1133000 | NE-11-25-19-4 | 160.00 Acres | | | | | |



2020 Assessment Roll (Valuation Date 1-July, 2020) 2021 Taxation Year, Wheatland County

Assessment Year: 2020
Tax Year: 2021

| Roll | Legal Address | | | | | Total |
|---------|---------------|--------------|---|---|-------------------------------------|-----------------------|
| | F | LAND | T | 1 | FARMLAND | |
| | | | | | 100% Alberta School Foundation Fund | Taxable Total: 34,390 |
| 1134000 | NW-11-25-19-4 | 160.00 Acres | | | | |
| | F | LAND | T | 1 | FARMLAND | |
| | | | | | 100% Alberta School Foundation Fund | Taxable Total: 33,020 |
| 1135000 | SE-11-25-19-4 | 160.00 Acres | | | | |
| | F | LAND | T | 1 | FARMLAND | |
| | | | | | 100% Alberta School Foundation Fund | Taxable Total: 34,820 |
| 1136000 | SW-11-25-19-4 | 160.00 Acres | | | | |
| | F | LAND | T | 1 | FARMLAND | |
| | | | | | 100% Alberta School Foundation Fund | Taxable Total: 32,620 |
| 1137000 | NE-12-25-19-4 | 157.00 Acres | | | | |
| | F | LAND | T | 1 | FARMLAND | |
| | | | | | 100% Alberta School Foundation Fund | Taxable Total: 33,320 |
| 1138000 | NE-12-25-19-4 | 3.00 Acres | | | | |
| | | | | | NORTHEAST | |
| | F | LAND | T | 1 | FARMLAND | |
| | | | | | 100% Alberta School Foundation Fund | Taxable Total: 410 |
| 1139000 | NW-12-25-19-4 | 160.00 Acres | | | | |
| | F | LAND | T | 1 | FARMLAND | |
| | | | | | 100% Alberta School Foundation Fund | Taxable Total: 32,310 |
| 1140000 | SE-12-25-19-4 | 160.00 Acres | | | | |
| | F | LAND | T | 1 | FARMLAND | |
| | | | | | 100% Alberta School Foundation Fund | Taxable Total: 31,450 |
| 1141000 | SW-12-25-19-4 | 160.00 Acres | | | | |
| | F | LAND | T | 1 | FARMLAND | |
| | | | | | 100% Alberta School Foundation Fund | Taxable Total: 34,580 |



2020 Assessment Roll (Valuation Date 1-July, 2020) 2021 Taxation Year, Wheatland County

Assessment Year: 2020
Tax Year: 2021

| Roll | Legal Address | Total |
|---------|--|-------|
| 1142000 | NE-13-25-19-4 160.00 Acres | |
| | F LAND T 1 FARMLAND Taxable Total: 18,160 100% Alberta School Foundation Fund | |
| 1143000 | NW-13-25-19-4 160.00 Acres | |
| | F LAND T 1 FARMLAND Taxable Total: 28,340 100% Alberta School Foundation Fund | |
| 1144000 | SE-13-25-19-4 160.00 Acres | |
| | F LAND T 1 FARMLAND Taxable Total: 33,330 100% Alberta School Foundation Fund | |
| 1145000 | SW-13-25-19-4 160.00 Acres 190062 TWP RD 252 | |
| | F LAND & IMPROVEMENTS T 1 FARMLAND 32,300 R T 103 RESIDENTIAL LAND & IMPROVEMENTS 162,760 R E 901 RURAL RESIDENCE EXEMPTION (RAP) Taxable Total: 195,060 100% Alberta School Foundation Fund 61,540 Totals: 256,600 | |
| 1146000 | NE-14-25-19-4 160.00 Acres | |
| | F LAND T 1 FARMLAND Taxable Total: 31,310 100% Alberta School Foundation Fund | |
| 1147000 | NW-14-25-19-4 160.00 Acres | |
| | F LAND T 1 FARMLAND Taxable Total: 32,130 100% Alberta School Foundation Fund | |
| 1148000 | SE-14-25-19-4 160.00 Acres | |
| | F LAND T 1 FARMLAND Taxable Total: 31,700 100% Alberta School Foundation Fund | |
| 1149000 | SW-14-25-19-4 160.00 Acres | |
| | F LAND T 1 FARMLAND Taxable Total: 30,330 100% Alberta School Foundation Fund | |



2020 Assessment Roll (Valuation Date 1-July, 2020) 2021 Taxation Year, Wheatland County

Assessment Year: 2020
Tax Year: 2021

| Roll | Legal Address | | | | | | Total |
|---------|-----------------------|--------------|-------|-------------------------------------|----------------|--|---------|
| 1150000 | NE-15-25-19-4 | 160.00 Acres | | | | | |
| | F LAND | | T 1 | FARMLAND | Taxable Total: | | 22,900 |
| | | | | 100% Alberta School Foundation Fund | | | |
| 1151000 | NW-15-25-19-4 | 160.00 Acres | | | | | |
| | F LAND | | T 1 | FARMLAND | Taxable Total: | | 13,150 |
| | | | | 100% Alberta School Foundation Fund | | | |
| 1152000 | SE-15-25-19-4 | 160.00 Acres | | | | | |
| | F LAND | | T 1 | FARMLAND | Taxable Total: | | 31,580 |
| | | | | 100% Alberta School Foundation Fund | | | |
| 1153000 | SW-15-25-19-4 | 160.00 Acres | | | | | |
| | F LAND | | T 1 | FARMLAND | Taxable Total: | | 20,070 |
| | | | | 100% Alberta School Foundation Fund | | | |
| 1154000 | NE-16-25-19-4 | 160.00 Acres | | | | | |
| | F LAND | | T 1 | FARMLAND | Taxable Total: | | 31,320 |
| | | | | 100% Alberta School Foundation Fund | | | |
| 1155000 | NW-16-25-19-4 | 160.00 Acres | | | | | |
| | F LAND | | T 1 | FARMLAND | Taxable Total: | | 28,870 |
| | | | | 100% Alberta School Foundation Fund | | | |
| 1156000 | SE-16-25-19-4 | 159.29 Acres | | | | | |
| | F LAND | | T 1 | FARMLAND | Taxable Total: | | 24,530 |
| | | | | 100% Alberta School Foundation Fund | | | |
| 1157000 | SW-16-25-19-4 | 160.00 Acres | | | | | |
| | 252017 RGE RD 194 | | | | | | |
| | F LAND & IMPROVEMENTS | | T 1 | FARMLAND | | | 30,630 |
| | R | | T 103 | RESIDENTIAL LAND & IMPROVEMENTS | | | 321,470 |
| | | | | | Taxable Total: | | 352,100 |
| | R | | E 901 | RURAL RESIDENCE EXEMPTION (RAP) | | | 30,630 |
| | | | | | Totals: | | 382,730 |



2020 Assessment Roll (Valuation Date 1-July, 2020)
2021 Taxation Year, Wheatland County

Assessment Year: 2020
Tax Year: 2021

| Roll | Legal Address | 100% Alberta School Foundation Fund | | | | Total |
|---------|----------------------------|-------------------------------------|---|-------------------------------------|----------------|--------|
| 1158000 | NE-17-25-19-4 160.00 Acres | | | | | |
| | F LAND | T | 1 | FARMLAND | Taxable Total: | 33,030 |
| | | | | 100% Alberta School Foundation Fund | | |
| 1159000 | NW-17-25-19-4 157.50 Acres | | | | | |
| | F LAND | T | 1 | FARMLAND | Taxable Total: | 25,740 |
| | | | | 100% Alberta School Foundation Fund | | |
| 1160000 | SE-17-25-19-4 160.00 Acres | | | | | |
| | F LAND | T | 1 | FARMLAND | Taxable Total: | 29,430 |
| | | | | 100% Alberta School Foundation Fund | | |
| 1161000 | SW-17-25-19-4 157.58 Acres | | | | | |
| | F LAND | T | 1 | FARMLAND | Taxable Total: | 29,480 |
| | | | | 100% Alberta School Foundation Fund | | |
| 1162000 | NE-18-25-19-4 157.43 Acres | | | | | |
| | F LAND | T | 1 | FARMLAND | Taxable Total: | 29,880 |
| | | | | 100% Alberta School Foundation Fund | | |
| 1163000 | NW-18-25-19-4 160.00 Acres | | | | | |
| | F LAND | T | 1 | FARMLAND | Taxable Total: | 9,810 |
| | | | | 100% Alberta School Foundation Fund | | |
| 1164000 | SE-18-25-19-4 157.35 Acres | | | | | |
| | F LAND | T | 1 | FARMLAND | Taxable Total: | 34,900 |
| | | | | 100% Alberta School Foundation Fund | | |
| 1165000 | SW-18-25-19-4 160.00 Acres | | | | | |
| | F LAND | T | 1 | FARMLAND | Taxable Total: | 8,750 |
| | | | | 100% Alberta School Foundation Fund | | |
| 1166000 | NE-19-25-19-4 156.96 Acres | | | | | |
| | F LAND | T | 1 | FARMLAND | Taxable Total: | 20,230 |



2020 Assessment Roll (Valuation Date 1-July, 2020) 2021 Taxation Year, Wheatland County

Assessment Year: 2020
Tax Year: 2021

| Roll | Legal Address | | | | | | Total |
|---------|--------------------------------------|--------------|-------------------------------------|---------------------------------|----------------|--|---------|
| | | | 100% Alberta School Foundation Fund | | | | |
| 1167000 | NW-19-25-19-4 | 160.00 Acres | | | | | |
| | F LAND | | T 1 | FARMLAND | Taxable Total: | | 8,490 |
| | | | 100% Alberta School Foundation Fund | | | | |
| 1168000 | SE-19-25-19-4 | 157.30 Acres | | | | | |
| | F LAND | | T 1 | FARMLAND | Taxable Total: | | 31,600 |
| | | | 100% Alberta School Foundation Fund | | | | |
| 1169000 | SW-19-25-19-4 | 160.00 Acres | | | | | |
| | F LAND | | T 1 | FARMLAND | Taxable Total: | | 18,790 |
| | | | 100% Alberta School Foundation Fund | | | | |
| 1170000 | NE-20-25-19-4 | 160.00 Acres | | | | | |
| | F LAND | | T 1 | FARMLAND | Taxable Total: | | 31,540 |
| | | | 100% Alberta School Foundation Fund | | | | |
| 1171000 | NW-20-25-19-4 | 157.95 Acres | | | | | |
| | F LAND | | T 1 | FARMLAND | Taxable Total: | | 17,370 |
| | | | 100% Alberta School Foundation Fund | | | | |
| 1172000 | SE-20-25-19-4 | 160.00 Acres | | | | | |
| | F LAND | | T 1 | FARMLAND | Taxable Total: | | 33,850 |
| | | | 100% Alberta School Foundation Fund | | | | |
| 1173000 | SW-20-25-19-4 | 147.54 Acres | | | | | |
| | F LAND | | T 1 | FARMLAND | Taxable Total: | | 30,770 |
| | | | 100% Alberta School Foundation Fund | | | | |
| 1173010 | 1311017 1 1 SW-20-25-19-4 9.61 Acres | | | | WITHIN LSD 5 | | |
| | 253027 HWY 56 | | | | | | |
| | F LAND & IMPROVEMENTS | | T 1 | FARMLAND | | | 1,090 |
| | R | | T 103 | RESIDENTIAL LAND & IMPROVEMENTS | | | 309,610 |
| | | | | | Taxable Total: | | 310,700 |
| | R | | E 901 | RURAL RESIDENCE EXEMPTION (RAP) | | | 1,090 |
| | | | | | Totals: | | 311,790 |



2020 Assessment Roll (Valuation Date 1-July, 2020) 2021 Taxation Year, Wheatland County

Assessment Year: 2020
Tax Year: 2021

| Roll | Legal Address | 100% Alberta School Foundation Fund | | | | Total |
|---------|---|-------------------------------------|-------------------------------------|----------------|--|---------|
| 1174000 | NE-21-25-19-4 160.00 Acres | | | | | |
| | F LAND | T 1 | FARMLAND | Taxable Total: | | 21,320 |
| | | | 100% Alberta School Foundation Fund | | | |
| 1175000 | NW-21-25-19-4 160.00 Acres | | | | | |
| | F LAND | T 1 | FARMLAND | Taxable Total: | | 34,610 |
| | | | 100% Alberta School Foundation Fund | | | |
| 1176000 | SE-21-25-19-4 141.00 Acres | | | | | |
| | F LAND | T 1 | FARMLAND | Taxable Total: | | 10,740 |
| | | | 100% Alberta School Foundation Fund | | | |
| 1177000 | SW-21-25-19-4 160.00 Acres | | | | | |
| | F LAND | T 1 | FARMLAND | Taxable Total: | | 11,580 |
| | | | 100% Alberta School Foundation Fund | | | |
| 1178000 | NE-22-25-19-4 160.00 Acres 192041 TWP RD 254 | | | | | |
| | F LAND | T 1 | FARMLAND | Taxable Total: | | 26,200 |
| | | | 100% Alberta School Foundation Fund | | | |
| 1179000 | NW-22-25-19-4 160.00 Acres 192045 TWP RD 254 | | | | | |
| | F LAND & IMPROVEMENTS | T 1 | FARMLAND | | | 9,950 |
| | R | T 103 | RESIDENTIAL LAND & IMPROVEMENTS | | | 510,640 |
| | | | | Taxable Total: | | 520,590 |
| | R | E 901 | RURAL RESIDENCE EXEMPTION (RAP) | | | 92,310 |
| | R | E 903 | FARM BUILDING EXEMPT | | | 28,250 |
| | | | 100% Alberta School Foundation Fund | Exempt Total: | | 120,560 |
| | | | | Totals: | | 641,150 |
| 1180000 | SE-22-25-19-4 160.00 Acres | | | | | |
| | F LAND | T 1 | FARMLAND | Taxable Total: | | 24,120 |
| | | | 100% Alberta School Foundation Fund | | | |
| 1181000 | SW-22-25-19-4 110.00 Acres | | | | | |
| | F LAND | T 1 | FARMLAND | Taxable Total: | | 13,340 |



2020 Assessment Roll (Valuation Date 1-July, 2020) 2021 Taxation Year, Wheatland County

Assessment Year: 2020
Tax Year: 2021

| Roll | Legal Address | | | | | | Total |
|---------|----------------------------|------|-------------------------------------|---|----------|----------------|--------|
| 1182000 | NE-23-25-19-4 160.00 Acres | | 100% Alberta School Foundation Fund | | | | |
| | F | LAND | T | 1 | FARMLAND | Taxable Total: | 34,510 |
| 1183000 | NW-23-25-19-4 160.00 Acres | | 100% Alberta School Foundation Fund | | | | |
| | F | LAND | T | 1 | FARMLAND | Taxable Total: | 26,420 |
| 1184000 | SE-23-25-19-4 160.00 Acres | | 100% Alberta School Foundation Fund | | | | |
| | F | LAND | T | 1 | FARMLAND | Taxable Total: | 29,940 |
| 1185000 | SW-23-25-19-4 160.00 Acres | | 100% Alberta School Foundation Fund | | | | |
| | F | LAND | T | 1 | FARMLAND | Taxable Total: | 29,910 |
| 1186000 | NE-24-25-19-4 160.00 Acres | | 100% Alberta School Foundation Fund | | | | |
| | F | LAND | T | 1 | FARMLAND | Taxable Total: | 34,760 |
| 1187000 | NW-24-25-19-4 160.00 Acres | | 100% Alberta School Foundation Fund | | | | |
| | F | LAND | T | 1 | FARMLAND | Taxable Total: | 31,710 |
| 1188000 | SE-24-25-19-4 160.00 Acres | | 100% Alberta School Foundation Fund | | | | |
| | F | LAND | T | 1 | FARMLAND | Taxable Total: | 30,720 |
| 1189000 | SW-24-25-19-4 160.00 Acres | | 100% Alberta School Foundation Fund | | | | |
| | F | LAND | T | 1 | FARMLAND | Taxable Total: | 30,810 |
| 1190000 | NE-25-25-19-4 160.00 Acres | | 100% Alberta School Foundation Fund | | | | |



2020 Assessment Roll (Valuation Date 1-July, 2020) 2021 Taxation Year, Wheatland County

Assessment Year: 2020
Tax Year: 2021

| Roll | Legal Address | | | | | Taxable Total: | Total |
|---------|---------------|---------------------|---|-----|-------------------------------------|----------------|---------|
| | F | LAND | T | 1 | FARMLAND | | 35,140 |
| | | | | | 100% Alberta School Foundation Fund | | |
| 1191000 | NW-25-25-19-4 | 160.00 Acres | | | | | |
| | F | LAND | T | 1 | FARMLAND | Taxable Total: | 34,820 |
| | | | | | 100% Alberta School Foundation Fund | | |
| 1192000 | SE-25-25-19-4 | 160.00 Acres | | | | | |
| | F | LAND | T | 1 | FARMLAND | Taxable Total: | 27,360 |
| | | | | | 100% Alberta School Foundation Fund | | |
| 1193000 | SW-25-25-19-4 | 160.00 Acres | | | | | |
| | F | LAND | T | 1 | FARMLAND | Taxable Total: | 33,820 |
| | | | | | 100% Alberta School Foundation Fund | | |
| 1194000 | NE-26-25-19-4 | 160.00 Acres | | | | | |
| | | 254078 RGE RD 191 | | | | | |
| | F | LAND & IMPROVEMENTS | T | 1 | FARMLAND | | 26,060 |
| | R | | T | 103 | RESIDENTIAL LAND & IMPROVEMENTS | | 112,560 |
| | | | | | | Taxable Total: | 138,620 |
| | R | | E | 901 | RURAL RESIDENCE EXEMPTION (RAP) | | 86,240 |
| | | | | | 100% Alberta School Foundation Fund | Totals: | 224,860 |
| 1195000 | NW-26-25-19-4 | 160.00 Acres | | | | | |
| | F | LAND | T | 1 | FARMLAND | Taxable Total: | 12,230 |
| | | | | | 100% Alberta School Foundation Fund | | |
| 1196000 | SE-26-25-19-4 | 160.00 Acres | | | | | |
| | F | LAND | T | 1 | FARMLAND | Taxable Total: | 27,750 |
| | | | | | 100% Alberta School Foundation Fund | | |
| 1197000 | SW-26-25-19-4 | 160.00 Acres | | | | | |
| | F | LAND | T | 1 | FARMLAND | Taxable Total: | 12,930 |
| | | | | | 100% Alberta School Foundation Fund | | |
| 1198000 | NE-27-25-19-4 | 160.00 Acres | | | | | |
| | | 192010A TWP RD 254 | | | | | |
| | F | LAND & IMPROVEMENTS | T | 1 | FARMLAND | | 18,080 |



2020 Assessment Roll (Valuation Date 1-July, 2020) 2021 Taxation Year, Wheatland County

Assessment Year: 2020
Tax Year: 2021

| Roll | Legal Address | | | | | Total |
|---------|---------------|--------------|---|-----|-------------------------------------|---------|
| | R | | T | 103 | RESIDENTIAL LAND & IMPROVEMENTS | 382,490 |
| | | | | | Taxable Total: | 400,570 |
| | R | | E | 901 | RURAL RESIDENCE EXEMPTION (RAP) | 92,310 |
| | | | | | 100% Alberta School Foundation Fund | |
| | | | | | Totals: | 492,880 |
| 1199000 | NW-27-25-19-4 | 160.00 Acres | | | | |
| | F | LAND | T | 1 | FARMLAND | |
| | | | | | 100% Alberta School Foundation Fund | |
| | | | | | Taxable Total: | 28,320 |
| 1200000 | SE-27-25-19-4 | 160.00 Acres | | | | |
| | F | LAND | T | 1 | FARMLAND | |
| | | | | | 100% Alberta School Foundation Fund | |
| | | | | | Taxable Total: | 32,740 |
| 1201000 | SW-27-25-19-4 | 160.00 Acres | | | | |
| | F | LAND | T | 1 | FARMLAND | |
| | | | | | 100% Alberta School Foundation Fund | |
| | | | | | Taxable Total: | 26,600 |
| 1202000 | NE-28-25-19-4 | 160.00 Acres | | | | |
| | F | LAND | T | 1 | FARMLAND | |
| | | | | | 100% Alberta School Foundation Fund | |
| | | | | | Taxable Total: | 31,890 |
| 1203000 | NW-28-25-19-4 | 160.00 Acres | | | | |
| | F | LAND | T | 1 | FARMLAND | |
| | | | | | 100% Alberta School Foundation Fund | |
| | | | | | Taxable Total: | 11,790 |
| 1204000 | SE-28-25-19-4 | 160.00 Acres | | | | |
| | F | LAND | T | 1 | FARMLAND | |
| | | | | | 100% Alberta School Foundation Fund | |
| | | | | | Taxable Total: | 21,740 |
| 1205000 | SW-28-25-19-4 | 160.00 Acres | | | | |
| | F | LAND | T | 1 | FARMLAND | |
| | | | | | 100% Alberta School Foundation Fund | |
| | | | | | Taxable Total: | 15,620 |
| 1206000 | NE-29-25-19-4 | 160.00 Acres | | | | |
| | F | LAND | T | 1 | FARMLAND | |
| | | | | | Taxable Total: | 32,680 |



2020 Assessment Roll (Valuation Date 1-July, 2020) 2021 Taxation Year, Wheatland County

Assessment Year: 2020
Tax Year: 2021

| Roll | Legal Address | | | | | | Total |
|---------|-----------------------|--------------|-------------------------------------|---------------------------------|----------------|--|---------|
| | | | 100% Alberta School Foundation Fund | | | | |
| 1207000 | NW-29-25-19-4 | 158.55 Acres | | | | | |
| | F LAND | | T 1 | FARMLAND | Taxable Total: | | 39,030 |
| | | | 100% Alberta School Foundation Fund | | | | |
| 1208000 | SE-29-25-19-4 | 160.00 Acres | | | | | |
| | F LAND | | T 1 | FARMLAND | Taxable Total: | | 22,630 |
| | | | 100% Alberta School Foundation Fund | | | | |
| 1209000 | SW-29-25-19-4 | 158.21 Acres | | | | | |
| | F LAND | | T 1 | FARMLAND | Taxable Total: | | 17,880 |
| | | | 100% Alberta School Foundation Fund | | | | |
| 1210000 | NE-30-25-19-4 | 156.38 Acres | | | | | |
| | F LAND | | T 1 | FARMLAND | Taxable Total: | | 31,990 |
| | | | 100% Alberta School Foundation Fund | | | | |
| 1211000 | NW-30-25-19-4 | 75.20 Acres | | | | | |
| | F LAND | | T 1 | FARMLAND | Taxable Total: | | 7,790 |
| | | | 100% Alberta School Foundation Fund | | | | |
| 1212000 | SE-30-25-19-4 | 156.71 Acres | | | | | |
| | 254034 HWY 56 | | | | | | |
| | F LAND & IMPROVEMENTS | | T 1 | FARMLAND | | | 22,600 |
| | R | | T 103 | RESIDENTIAL LAND & IMPROVEMENTS | | | 223,460 |
| | | | Taxable Total: | | | | 246,060 |
| | R | | E 901 | RURAL RESIDENCE EXEMPTION (RAP) | | | 87,340 |
| | | | 100% Alberta School Foundation Fund | | | | |
| | | | Totals: | | | | 333,400 |
| 1213000 | SW-30-25-19-4 | 150.60 Acres | | | | | |
| | F LAND | | T 1 | FARMLAND | Taxable Total: | | 21,610 |
| | | | 100% Alberta School Foundation Fund | | | | |
| 1214000 | NE-31-25-19-4 | 145.42 Acres | | | | | |
| | F LAND & IMPROVEMENTS | | T 1 | FARMLAND | | | 19,840 |
| | R | | T 103 | RESIDENTIAL LAND & IMPROVEMENTS | | | 55,500 |



2020 Assessment Roll (Valuation Date 1-July, 2020) 2021 Taxation Year, Wheatland County

Assessment Year: 2020
Tax Year: 2021

| Roll | Legal Address | | | | | Total |
|---------|---------------|---------------------|--------------|---------------------------------------|------------------|---------|
| | | | | | Taxable Total: | 75,340 |
| | R | | | E 901 RURAL RESIDENCE EXEMPTION (RAP) | | 26,300 |
| | | | | 100% Alberta School Foundation Fund | Totals: | 101,640 |
| 1214010 | 9912838 1 | NE-31-25-19-4 | 6.08 Acres | | NORTHWEST CORNER | |
| | F | LAND | | T 1 FARMLAND | Taxable Total: | 520 |
| | | | | 100% Alberta School Foundation Fund | | |
| 1215000 | NW-31-25-19-4 | | 157.98 Acres | | | |
| | F | LAND | | T 1 FARMLAND | Taxable Total: | 26,260 |
| | | | | 100% Alberta School Foundation Fund | | |
| 1216000 | SE-31-25-19-4 | | 150.74 Acres | | | |
| | F | LAND | | T 1 FARMLAND | Taxable Total: | 19,160 |
| | | | | 100% Alberta School Foundation Fund | | |
| 1216010 | 0012285 1 | SE-31-25-19-4 | 3.41 Acres | | SOUTHEAST CORNER | |
| | | 255002 HWY 56 | | | | |
| | R | LAND & IMPROVEMENTS | | T 103 RESIDENTIAL LAND & IMPROVEMENTS | Taxable Total: | 226,600 |
| | | | | 100% Alberta School Foundation Fund | | |
| 1217000 | SW-31-25-19-4 | | 141.30 Acres | | NORTH OF LAKE | |
| | F | LAND | | T 1 FARMLAND | Taxable Total: | 15,550 |
| | | | | 100% Alberta School Foundation Fund | | |
| 1218000 | SW-31-25-19-4 | | 18.70 Acres | | SW CORNER | |
| | NR | LAND | | E 150 CROWN LAND & IMPR. EXEMPT | Exempt Total: | 19,950 |
| | | | | 100% Alberta School Foundation Fund | | |
| 1219000 | NE-32-25-19-4 | | 159.01 Acres | | | |
| | F | LAND | | T 1 FARMLAND | Taxable Total: | 31,720 |
| | | | | 100% Alberta School Foundation Fund | | |
| 1220000 | NW-32-25-19-4 | | 159.00 Acres | | | |
| | F | LAND | | T 1 FARMLAND | Taxable Total: | 35,520 |
| | | | | 100% Alberta School Foundation Fund | | |



2020 Assessment Roll (Valuation Date 1-July, 2020) 2021 Taxation Year, Wheatland County

Assessment Year: 2020
Tax Year: 2021

| Roll | Legal Address | | | | | | Total |
|---------|---------------|---------------------|---|-----|-------------------------------------|----------------|-------------|
| 1221000 | SE-32-25-19-4 | 160.00 Acres | | | | | |
| | F | LAND | T | 1 | FARMLAND | Taxable Total: | 35,650 |
| | | | | | 100% Alberta School Foundation Fund | | |
| 1222000 | SW-32-25-19-4 | 139.93 Acres | | | | | |
| | F | LAND | T | 1 | FARMLAND | Taxable Total: | 31,140 |
| | | | | | 100% Alberta School Foundation Fund | | |
| 1222010 | SW-32-25-19-4 | 20.00 Acres | | | | | |
| | | 255033 HWY 56 | | | | | LSD 12 & 13 |
| | F | LAND & IMPROVEMENTS | T | 1 | FARMLAND | | 1,470 |
| | R | | T | 103 | RESIDENTIAL LAND & IMPROVEMENTS | | 148,160 |
| | | | | | | Taxable Total: | 149,630 |
| | R | | E | 901 | RURAL RESIDENCE EXEMPTION (RAP) | | 61,540 |
| | R | | E | 903 | FARM BUILDING EXEMPT | | 18,400 |
| | | | | | 100% Alberta School Foundation Fund | Exempt Total: | 79,940 |
| | | | | | | Totals: | 229,570 |
| 1223000 | NE-33-25-19-4 | 159.00 Acres | | | | | |
| | F | LAND | T | 1 | FARMLAND | Taxable Total: | 34,190 |
| | | | | | 100% The Golden Hills Reg. Div. 15 | | |
| 1224000 | NW-33-25-19-4 | 159.00 Acres | | | | | |
| | F | LAND | T | 1 | FARMLAND | Taxable Total: | 29,170 |
| | | | | | 100% Alberta School Foundation Fund | | |
| 1225000 | SE-33-25-19-4 | 160.00 Acres | | | | | |
| | F | LAND | T | 1 | FARMLAND | Taxable Total: | 31,100 |
| | | | | | 100% Alberta School Foundation Fund | | |
| 1226000 | SW-33-25-19-4 | 160.00 Acres | | | | | |
| | | 255013 RGE RD 194 | | | | | |
| | F | LAND & IMPROVEMENTS | T | 1 | FARMLAND | | 17,800 |
| | R | | T | 103 | RESIDENTIAL LAND & IMPROVEMENTS | | 111,500 |
| | | | | | | Taxable Total: | 129,300 |
| | R | | E | 901 | RURAL RESIDENCE EXEMPTION (RAP) | | 57,800 |
| | | | | | | Totals: | 187,100 |



2020 Assessment Roll (Valuation Date 1-July, 2020) 2021 Taxation Year, Wheatland County

Assessment Year: 2020
Tax Year: 2021

| Roll | Legal Address | 100% Alberta School Foundation Fund | | | | Total |
|---------|------------------------|-------------------------------------|-------------------------------------|----------------|---|---------|
| 1227000 | NE-34-25-19-4 | 159.01 Acres | | | | |
| | F LAND | | T 1 FARMLAND | Taxable Total: | | 26,490 |
| | | | 100% The Golden Hills Reg. Div. 15 | | | |
| 1228000 | NW-34-25-19-4 | 159.01 Acres | | | | |
| | F LAND | | T 1 FARMLAND | Taxable Total: | | 24,140 |
| | | | 100% The Golden Hills Reg. Div. 15 | | | |
| 1229000 | SE-34-25-19-4 | 160.00 Acres | | | | |
| | F LAND | | T 1 FARMLAND | Taxable Total: | | 27,480 |
| | | | 100% The Golden Hills Reg. Div. 15 | | | |
| 1230000 | SW-34-25-19-4 | 160.00 Acres | | | | |
| | F LAND | | T 1 FARMLAND | Taxable Total: | | 9,900 |
| | | | 100% Alberta School Foundation Fund | | | |
| 1231000 | NE-35-25-19-4 | 157.05 Acres | | | | |
| | F LAND | | T 1 FARMLAND | Taxable Total: | | 30,560 |
| | | | 100% Alberta School Foundation Fund | | | |
| 1232000 | NE-35-25-19-4 | 1.96 Acres | | | R.C.M.P. TOWER SITE, NE CORNER RCMP & AB. First Responders Radio Towers | |
| | NR LAND & IMPROVEMENTS | | G 174 FEDERAL GIL NON-RESIDENTIAL | | | 117,000 |
| | NR | | E 154 PROVINCIAL EXEMPT | | | 229,880 |
| | | | 100% Alberta School Foundation Fund | Totals: | | 346,880 |
| 1233000 | NW-35-25-19-4 | 159.01 Acres | | | | |
| | F LAND | | T 1 FARMLAND | Taxable Total: | | 21,680 |
| | | | 100% Alberta School Foundation Fund | | | |
| 1234000 | SE-35-25-19-4 | 160.00 Acres | | | | |
| | F LAND | | T 1 FARMLAND | Taxable Total: | | 29,210 |
| | | | 100% Alberta School Foundation Fund | | | |
| 1235000 | SW-35-25-19-4 | 160.00 Acres | | | | |



2020 Assessment Roll (Valuation Date 1-July, 2020) 2021 Taxation Year, Wheatland County

Assessment Year: 2020
Tax Year: 2021

| Roll | Legal Address | | | | | Total |
|---------|-------------------|--------------------------|---|-----|--|---------|
| | F | LAND | T | 1 | FARMLAND | |
| | | | | | 100% Alberta School Foundation Fund | |
| 1236000 | NE-36-25-19-4 | 159.01 Acres | | | | |
| | 255040 RGE RD 190 | | | | | |
| | F | LAND & IMPROVEMENTS | T | 1 | FARMLAND | 22,380 |
| | R | | T | 103 | RESIDENTIAL LAND & IMPROVEMENTS | 78,800 |
| | | | | | Taxable Total: | 101,180 |
| | R | | E | 901 | RURAL RESIDENCE EXEMPTION (RAP) | 22,500 |
| | R | | E | 903 | FARM BUILDING EXEMPT | 7,470 |
| | | | | | 100% Alberta School Foundation Fund | |
| | | | | | Exempt Total: | 29,970 |
| | | | | | Totals: | 131,150 |
| 1237000 | NW-36-25-19-4 | 159.01 Acres | | | | |
| | F | LAND | T | 1 | FARMLAND | |
| | | | | | 100% Alberta School Foundation Fund | |
| | | | | | Taxable Total: | 31,880 |
| 1238000 | SE-36-25-19-4 | 157.00 Acres | | | | |
| | F | LAND | T | 1 | FARMLAND | |
| | | | | | 100% Alberta School Foundation Fund | |
| | | | | | Taxable Total: | 28,620 |
| 1238010 | 1110399 1 1 | SE-36-25-19-4 3.00 Acres | | | | |
| | 255034 RGE RD 190 | | | | 130m S of NE Corner | |
| | R | LAND & IMPROVEMENTS | T | 103 | RESIDENTIAL LAND & IMPROVEMENTS | 240,900 |
| | | | | | 100% Alberta School Foundation Fund | |
| | | | | | Taxable Total: | |
| 1239000 | SW-36-25-19-4 | 160.00 Acres | | | | |
| | F | LAND | T | 1 | FARMLAND | |
| | | | | | 100% Alberta School Foundation Fund | |
| | | | | | Taxable Total: | 34,330 |
| 1240000 | NE-1-26-19-4 | 151.74 Acres | | | | |
| | F | LAND | T | 1 | FARMLAND | |
| | | | | | 100% Alberta School Foundation Fund | |
| | | | | | Taxable Total: | 32,920 |
| 1241000 | 2432JK | NE-1-26-19-4 8.26 Acres | | | | |
| | | | | | 2 WAY RADIO SITE Micro Wave Tower Site ID# AB70870-A | |
| | F | LAND & IMPROVEMENTS | T | 1 | FARMLAND | 860 |
| | NR | | T | 105 | NON-RESEIDENTIAL LAND & IMPROVEMENTS | 299,510 |
| | | | | | 100% Alberta School Foundation Fund | |
| | | | | | Taxable Total: | 300,370 |



2020 Assessment Roll (Valuation Date 1-July, 2020) 2021 Taxation Year, Wheatland County

Assessment Year: 2020
Tax Year: 2021

| Roll | Legal Address | | | | | Total |
|---------|-----------------------|--------------|---------------------------------------|----------------|--|---------|
| 1242000 | NW-1-26-19-4 | 160.00 Acres | | | | |
| | F LAND | | T 1 FARMLAND | Taxable Total: | | 24,990 |
| | | | 100% Alberta School Foundation Fund | | | |
| 1243000 | SE-1-26-19-4 | 159.01 Acres | | | | |
| | F LAND | | T 1 FARMLAND | Taxable Total: | | 33,930 |
| | | | 100% Alberta School Foundation Fund | | | |
| 1244000 | SW-1-26-19-4 | 159.01 Acres | | | | |
| | 190072 HWY 564 | | | | | |
| | F LAND & IMPROVEMENTS | | T 1 FARMLAND | | | 26,430 |
| | R | | T 103 RESIDENTIAL LAND & IMPROVEMENTS | | | 148,260 |
| | | | | Taxable Total: | | 174,690 |
| | R | | E 901 RURAL RESIDENCE EXEMPTION (RAP) | | | 61,540 |
| | | | 100% Alberta School Foundation Fund | Totals: | | 236,230 |
| 1245000 | NE-2-26-19-4 | 160.00 Acres | | | | |
| | F LAND | | T 1 FARMLAND | Taxable Total: | | 27,340 |
| | | | 100% Alberta School Foundation Fund | | | |
| 1246000 | NW-2-26-19-4 | 160.00 Acres | | | | |
| | F LAND | | T 1 FARMLAND | Taxable Total: | | 25,640 |
| | | | 100% Alberta School Foundation Fund | | | |
| 1247000 | SE-2-26-19-4 | 159.01 Acres | | | | |
| | F LAND | | T 1 FARMLAND | Taxable Total: | | 26,990 |
| | | | 100% Alberta School Foundation Fund | | | |
| 1248000 | SW-2-26-19-4 | 159.01 Acres | | | | |
| | F LAND | | T 1 FARMLAND | Taxable Total: | | 32,630 |
| | | | 100% Alberta School Foundation Fund | | | |
| 1249000 | NE-3-26-19-4 | 160.00 Acres | | | | |
| | F LAND | | T 1 FARMLAND | Taxable Total: | | 20,490 |
| | | | 100% Alberta School Foundation Fund | | | |



2020 Assessment Roll (Valuation Date 1-July, 2020) 2021 Taxation Year, Wheatland County

Assessment Year: 2020
Tax Year: 2021

| Roll | Legal Address | | | | | | Total |
|---------|-----------------------|--------------|-------------------------------------|---------------------------------|--|----------------|---------|
| 1250000 | NW-3-26-19-4 | 160.00 Acres | | | | | |
| | 260077 RGE RD 193 | | | | | | |
| | F LAND & IMPROVEMENTS | | T 1 | FARMLAND | | | 15,180 |
| | R | | T 103 | RESIDENTIAL LAND & IMPROVEMENTS | | | 129,650 |
| | | | Taxable Total: | | | | 144,830 |
| | R | | E 901 | RURAL RESIDENCE EXEMPTION (RAP) | | | 30,770 |
| | R | | E 903 | FARM BUILDING EXEMPT | | | 7,120 |
| | | | 100% Alberta School Foundation Fund | | | | 37,890 |
| | | | Exempt Total: | | | | 37,890 |
| | | | Totals: | | | | 182,720 |
| 1252000 | SE-3-26-19-4 | 159.01 Acres | | | | | |
| | F LAND | | T 1 | FARMLAND | | Taxable Total: | 17,660 |
| | | | 100% Alberta School Foundation Fund | | | | |
| 1253000 | SW-3-26-19-4 | 159.01 Acres | | | | | |
| | F LAND | | T 1 | FARMLAND | | Taxable Total: | 24,870 |
| | | | 100% Alberta School Foundation Fund | | | | |
| 1254000 | NE-4-26-19-4 | 160.00 Acres | | | | | |
| | F LAND | | T 1 | FARMLAND | | Taxable Total: | 29,920 |
| | | | 100% Alberta School Foundation Fund | | | | |
| 1255000 | NW-4-26-19-4 | 160.00 Acres | | | | | |
| | F LAND | | T 1 | FARMLAND | | Taxable Total: | 31,640 |
| | | | 100% Alberta School Foundation Fund | | | | |
| 1256000 | SE-4-26-19-4 | 159.01 Acres | | | | | |
| | F LAND | | T 1 | FARMLAND | | Taxable Total: | 22,750 |
| | | | 100% Alberta School Foundation Fund | | | | |
| 1257000 | SW-4-26-19-4 | 159.01 Acres | | | | | |
| | F LAND | | T 1 | FARMLAND | | Taxable Total: | 12,880 |
| | | | 100% Alberta School Foundation Fund | | | | |
| 1258000 | NE-5-26-19-4 | 160.00 Acres | | | | | |
| | F LAND | | T 1 | FARMLAND | | Taxable Total: | 32,060 |



2020 Assessment Roll (Valuation Date 1-July, 2020) 2021 Taxation Year, Wheatland County

Assessment Year: 2020
Tax Year: 2021

| Roll | Legal Address | | | | | | Total |
|---------|------------------------|--------------|-------------------------------------|---------------------------------|----------------|--|---------|
| | | | 100% Alberta School Foundation Fund | | | | |
| 1259000 | NW-5-26-19-4 | 156.84 Acres | | | | | |
| | F LAND | | T 1 | FARMLAND | Taxable Total: | | 31,810 |
| | | | 100% Alberta School Foundation Fund | | | | |
| 1260000 | SE-5-26-19-4 | 159.01 Acres | | | | | |
| | 194010A HWY 564 | | | | | | |
| | F LAND & IMPROVEMENTS | | T 1 | FARMLAND | | | 27,640 |
| | R | | T 103 | RESIDENTIAL LAND & IMPROVEMENTS | | | 156,590 |
| | | | Taxable Total: | | | | 184,230 |
| | R | | E 901 | RURAL RESIDENCE EXEMPTION (RAP) | | | 92,310 |
| | | | 100% Alberta School Foundation Fund | | | | |
| | | | Totals: | | | | 276,540 |
| 1261000 | SW-5-26-19-4 | 157.84 Acres | | | | | |
| | F LAND | | T 1 | FARMLAND | Taxable Total: | | 34,920 |
| | | | 100% Alberta School Foundation Fund | | | | |
| 1262000 | NE-6-26-19-4 | 157.96 Acres | | | | | |
| | F LAND | | T 1 | FARMLAND | Taxable Total: | | 29,240 |
| | | | 100% Alberta School Foundation Fund | | | | |
| 1263000 | NW-6-26-19-4 | 160.00 Acres | | | | | |
| | F LAND | | T 1 | FARMLAND | Taxable Total: | | 29,750 |
| | | | 100% Alberta School Foundation Fund | | | | |
| 1264000 | SE-6-26-19-4 | 124.09 Acres | | | | | |
| | F LAND | | T 1 | FARMLAND | Taxable Total: | | 24,190 |
| | | | 100% Alberta School Foundation Fund | | | | |
| 1264010 | 9310319 1 SE-6-26-19-4 | 26.97 Acres | | | | | |
| | 195036 HWY 564 | | | | | | |
| | F LAND & IMPROVEMENTS | | T 1 | FARMLAND | | | 2,520 |
| | R | | T 103 | RESIDENTIAL LAND & IMPROVEMENTS | | | 238,580 |
| | | | Taxable Total: | | | | 241,100 |
| | R | | E 901 | RURAL RESIDENCE EXEMPTION (RAP) | | | 2,520 |
| | | | 100% Alberta School Foundation Fund | | | | |
| | | | Totals: | | | | 243,620 |



2020 Assessment Roll (Valuation Date 1-July, 2020) 2021 Taxation Year, Wheatland County

Assessment Year: 2020
Tax Year: 2021

| Roll | Legal Address | Total |
|---------|---|-------|
| 1265000 | SW-6-26-19-4 154.01 Acres | |
| | F LAND T 1 FARMLAND Taxable Total: 26,740 | |
| | 100% Alberta School Foundation Fund | |
| 1265010 | 9712190 1 1 SW-6-26-19-4 4.00 Acres Northwest Corner 260037 RGE RD 200 | |
| | F LAND & IMPROVEMENTS T 1 FARMLAND 150 | |
| | R T 103 RESIDENTIAL LAND & IMPROVEMENTS 342,960 | |
| | Taxable Total: 343,110 | |
| | R E 901 RURAL RESIDENCE EXEMPTION (RAP) 61,540 | |
| | 100% Alberta School Foundation Fund Totals: 404,650 | |
| 1266000 | NE-7-26-19-4 160.00 Acres | |
| | F LAND T 1 FARMLAND Taxable Total: 23,840 | |
| | 100% Alberta School Foundation Fund | |
| 1267000 | NW-7-26-19-4 160.00 Acres | |
| | F LAND T 1 FARMLAND Taxable Total: 31,980 | |
| | 100% Alberta School Foundation Fund | |
| 1268000 | SE-7-26-19-4 139.31 Acres | |
| | F LAND T 1 FARMLAND Taxable Total: 25,630 | |
| | 100% Alberta School Foundation Fund | |
| 1269000 | SE-7-26-19-4 20.33 Acres 261018 HWY 56 | |
| | F LAND & IMPROVEMENTS T 1 FARMLAND 2,240 | |
| | R T 103 RESIDENTIAL LAND & IMPROVEMENTS 124,060 | |
| | Taxable Total: 126,300 | |
| | R E 901 RURAL RESIDENCE EXEMPTION (RAP) 61,540 | |
| | 100% Alberta School Foundation Fund Totals: 187,840 | |
| 1270000 | SW-7-26-19-4 160.00 Acres | |
| | F LAND T 1 FARMLAND Taxable Total: 30,340 | |
| | 100% Alberta School Foundation Fund | |
| 1271000 | NE-8-26-19-4 160.00 Acres | |



2020 Assessment Roll (Valuation Date 1-July, 2020) 2021 Taxation Year, Wheatland County

Assessment Year: 2020
Tax Year: 2021

| Roll | Legal Address | | | | | Taxable Total: | Total |
|---------|---------------|---------------------|---|-----|-------------------------------------|----------------|---------|
| | F | LAND | T | 1 | FARMLAND | | 20,100 |
| | | | | | 100% Alberta School Foundation Fund | | |
| 1272000 | NW-8-26-19-4 | 151.83 Acres | | | | | |
| | F | LAND | T | 1 | FARMLAND | Taxable Total: | 30,080 |
| | | | | | 100% Alberta School Foundation Fund | | |
| 1273000 | SE-8-26-19-4 | 160.00 Acres | | | | | |
| | F | LAND | T | 1 | FARMLAND | Taxable Total: | 31,870 |
| | | | | | 100% Alberta School Foundation Fund | | |
| 1274000 | SW-8-26-19-4 | 153.91 Acres | | | | | |
| | F | LAND | T | 1 | FARMLAND | Taxable Total: | 30,560 |
| | | | | | 100% Alberta School Foundation Fund | | |
| 1275000 | NE-9-26-19-4 | 160.00 Acres | | | | | |
| | | 261052 RGE RD 193 | | | | | |
| | F | LAND & IMPROVEMENTS | T | 1 | FARMLAND | | 25,510 |
| | R | | T | 103 | RESIDENTIAL LAND & IMPROVEMENTS | | 140,460 |
| | | | | | | Taxable Total: | 165,970 |
| | R | | E | 901 | RURAL RESIDENCE EXEMPTION (RAP) | | 61,540 |
| | | | | | 100% Alberta School Foundation Fund | Totals: | 227,510 |
| 1276000 | NW-9-26-19-4 | 160.00 Acres | | | | | |
| | F | LAND | T | 1 | FARMLAND | Taxable Total: | 27,820 |
| | | | | | 100% Alberta School Foundation Fund | | |
| 1277000 | SE-9-26-19-4 | 157.36 Acres | | | | | |
| | F | LAND | T | 1 | FARMLAND | Taxable Total: | 29,670 |
| | | | | | 100% Alberta School Foundation Fund | | |
| 1278000 | SW-9-26-19-4 | 160.00 Acres | | | | | |
| | F | LAND | T | 1 | FARMLAND | Taxable Total: | 27,370 |
| | | | | | 100% Alberta School Foundation Fund | | |
| 1279000 | NE-10-26-19-4 | 158.71 Acres | | | | | |
| | F | LAND | T | 1 | FARMLAND | Taxable Total: | 22,000 |



2020 Assessment Roll (Valuation Date 1-July, 2020) 2021 Taxation Year, Wheatland County

Assessment Year: 2020
Tax Year: 2021

| Roll | Legal Address | | | | | | | | | | Total |
|---------|-------------------------------------|---------------|--------------|---|--------------------------------|----------|--|----------------|--|--------|-------|
| | 100% Alberta School Foundation Fund | | | | | | | | | | |
| 1280000 | NW-10-26-19-4 | | 159.57 Acres | | | | | | | | |
| | F | LAND | | T | 1 | FARMLAND | | Taxable Total: | | 30,790 | |
| | 100% Alberta School Foundation Fund | | | | | | | | | | |
| 1281000 | SE-10-26-19-4 | | 160.00 Acres | | | | | | | | |
| | F | LAND | | T | 1 | FARMLAND | | Taxable Total: | | 18,340 | |
| | 100% Alberta School Foundation Fund | | | | | | | | | | |
| 1282000 | SW-10-26-19-4 | | 160.00 Acres | | | | | | | | |
| | F | LAND | | T | 1 | FARMLAND | | Taxable Total: | | 17,790 | |
| | 100% Alberta School Foundation Fund | | | | | | | | | | |
| 1283000 | NE-11-26-19-4 | | 160.00 Acres | | | | | | | | |
| | F | LAND | | T | 1 | FARMLAND | | Taxable Total: | | 31,050 | |
| | 100% The Golden Hills Reg. Div. 15 | | | | | | | | | | |
| 1284000 | NW-11-26-19-4 | | 138.90 Acres | | | | | | | | |
| | 191075 TWP RD 262 | | | | | | | | | | |
| | F | LAND | | T | 1 | FARMLAND | | Taxable Total: | | 27,720 | |
| | 100% Alberta School Foundation Fund | | | | | | | | | | |
| 1284010 | 9012085 2 | W -11-26-19-4 | 55.10 Acres | | CNTRL WEST PTN OF THE WEST HLF | | | | | | |
| | F | LAND | | T | 1 | FARMLAND | | Taxable Total: | | 3,350 | |
| | 100% Alberta School Foundation Fund | | | | | | | | | | |
| 1285000 | SE-11-26-19-4 | | 160.00 Acres | | | | | | | | |
| | F | LAND | | T | 1 | FARMLAND | | Taxable Total: | | 30,800 | |
| | 100% The Golden Hills Reg. Div. 15 | | | | | | | | | | |
| 1286000 | SW-11-26-19-4 | | 126.10 Acres | | | | | | | | |
| | F | LAND | | T | 1 | FARMLAND | | Taxable Total: | | 14,310 | |
| | 100% Alberta School Foundation Fund | | | | | | | | | | |
| 1287000 | NE-12-26-19-4 | | 160.00 Acres | | | | | | | | |



| Roll | Legal Address | | | | | | Total |
|---------|---------------------------------------|---------------------|-------------------------------------|-----|-------------------------------------|----------------|---------|
| | F | LAND | T | 1 | FARMLAND | Taxable Total: | 34,420 |
| 1288000 | NW-12-26-19-4 120.00 Acres | | 100% Alberta School Foundation Fund | | | | |
| | F | LAND | T | 1 | FARMLAND | Taxable Total: | 23,780 |
| 1289000 | SE-12-26-19-4 160.00 Acres | | 100% The Golden Hills Reg. Div. 15 | | | | |
| | F | LAND & IMPROVEMENTS | T | 1 | FARMLAND | | 34,940 |
| | R | | T | 103 | RESIDENTIAL LAND & IMPROVEMENTS | | 211,230 |
| | | | | | | Taxable Total: | 246,170 |
| | R | | E | 901 | RURAL RESIDENCE EXEMPTION (RAP) | | 30,770 |
| | | | | | 100% Alberta School Foundation Fund | Totals: | 276,940 |
| 1290000 | SW-12-26-19-4 160.00 Acres | | 260083 RGE RD 191 | | | | |
| | F | LAND & IMPROVEMENTS | T | 1 | FARMLAND | | 28,020 |
| | R | | T | 103 | RESIDENTIAL LAND & IMPROVEMENTS | | 152,970 |
| | | | | | | Taxable Total: | 180,990 |
| | R | | E | 901 | RURAL RESIDENCE EXEMPTION (RAP) | | 30,770 |
| | R | | E | 903 | FARM BUILDING EXEMPT | | 2,280 |
| | | | | | 100% The Golden Hills Reg. Div. 15 | Exempt Total: | 33,050 |
| | | | | | | Totals: | 214,040 |
| 1291000 | NE-13-26-19-4 147.56 Acres | | 262058A RGE RD 190 | | | | |
| | F | LAND & IMPROVEMENTS | T | 1 | FARMLAND | | 27,360 |
| | R | | T | 103 | RESIDENTIAL LAND & IMPROVEMENTS | | 261,160 |
| | | | | | | Taxable Total: | 288,520 |
| | R | | E | 901 | RURAL RESIDENCE EXEMPTION (RAP) | | 61,540 |
| | | | | | 100% Alberta School Foundation Fund | Totals: | 350,060 |
| 1291010 | 1811095 1 1 NE-13-26-19-4 10.45 Acres | | 262074 RGE RD 190 Northeast Corner | | | | |
| | F | LAND & IMPROVEMENTS | T | 1 | FARMLAND | | 1,450 |
| | R | | T | 103 | RESIDENTIAL LAND & IMPROVEMENTS | | 363,860 |
| | | | | | | Taxable Total: | 365,310 |
| | R | | E | 901 | RURAL RESIDENCE EXEMPTION (RAP) | | 61,540 |
| | | | | | 100% Alberta School Foundation Fund | Totals: | 426,850 |



2020 Assessment Roll (Valuation Date 1-July, 2020) 2021 Taxation Year, Wheatland County

Assessment Year: 2020
Tax Year: 2021

| Roll | Legal Address | | | | | | Total |
|---------|-----------------------|--------------|-------------------------------------|--|----------------|--|--------|
| 1292000 | NW-13-26-19-4 | 158.01 Acres | | | | | |
| | F LAND | | T 1 FARMLAND | | Taxable Total: | | 31,240 |
| | | | 100% Alberta School Foundation Fund | | | | |
| 1293000 | SE-13-26-19-4 | 160.00 Acres | | | | | |
| | F LAND | | T 1 FARMLAND | | Taxable Total: | | 35,110 |
| | | | 100% Alberta School Foundation Fund | | | | |
| 1294000 | SW-13-26-19-4 | 160.00 Acres | | | | | |
| | F LAND | | T 1 FARMLAND | | Taxable Total: | | 31,780 |
| | | | 100% Alberta School Foundation Fund | | | | |
| 1295000 | NE-14-26-19-4 | 160.00 Acres | | | | | |
| | F LAND | | T 1 FARMLAND | | Taxable Total: | | 36,410 |
| | | | 100% Alberta School Foundation Fund | | | | |
| 1296000 | NW-14-26-19-4 | 160.00 Acres | | | | | |
| | F LAND | | T 1 FARMLAND | | Taxable Total: | | 36,150 |
| | | | 100% Alberta School Foundation Fund | | | | |
| 1297000 | SE-14-26-19-4 | 160.00 Acres | | | | | |
| | F LAND | | T 1 FARMLAND | | Taxable Total: | | 31,720 |
| | | | 100% Alberta School Foundation Fund | | | | |
| 1298000 | SW-14-26-19-4 | 160.00 Acres | | | | | |
| | F LAND | | T 1 FARMLAND | | Taxable Total: | | 35,730 |
| | | | 100% Alberta School Foundation Fund | | | | |
| 1299000 | NE-15-26-19-4 | 160.00 Acres | | | | | |
| | F LAND | | T 1 FARMLAND | | Taxable Total: | | 30,850 |
| | | | 100% Alberta School Foundation Fund | | | | |
| 1300000 | NW-15-26-19-4 | 160.00 Acres | | | | | |
| | | | Telus Tower & Fire3 AB1277 lease | | | | |
| | F LAND & IMPROVEMENTS | | T 1 FARMLAND | | | | 32,380 |



2020 Assessment Roll (Valuation Date 1-July, 2020) 2021 Taxation Year, Wheatland County

Assessment Year: 2020
Tax Year: 2021

| Roll | Legal Address | | | | | | Total |
|---------|---------------|---------------------|---|------|--------------------------------------|----------------|---------|
| | NR | | T | 105 | NON-RESEIDENTIAL LAND & IMPROVEMENTS | | 77,090 |
| | | | | 100% | Alberta School Foundation Fund | Taxable Total: | 109,470 |
| 1301000 | SE-15-26-19-4 | 160.00 Acres | | | | | |
| | F | LAND | T | 1 | FARMLAND | Taxable Total: | 32,700 |
| | | | | 100% | Alberta School Foundation Fund | | |
| 1302000 | SW-15-26-19-4 | 160.00 Acres | | | | | |
| | | 192076 TWP RD 262 | | | | | |
| | F | LAND & IMPROVEMENTS | T | 1 | FARMLAND | | 22,350 |
| | R | | T | 103 | RESIDENTIAL LAND & IMPROVEMENTS | | 90,800 |
| | | | | | | Taxable Total: | 113,150 |
| | R | | E | 901 | RURAL RESIDENCE EXEMPTION (RAP) | | 56,600 |
| | | | | 100% | Alberta School Foundation Fund | Totals: | 169,750 |
| 1303000 | NE-16-26-19-4 | 156.33 Acres | | | | | |
| | F | LAND | T | 1 | FARMLAND | Taxable Total: | 29,410 |
| | | | | 100% | Alberta School Foundation Fund | | |
| 1304000 | NW-16-26-19-4 | 160.00 Acres | | | | | |
| | F | LAND | T | 1 | FARMLAND | Taxable Total: | 32,260 |
| | | | | 100% | Alberta School Foundation Fund | | |
| 1305000 | SE-16-26-19-4 | 160.00 Acres | | | | | |
| | F | LAND | T | 1 | FARMLAND | Taxable Total: | 32,060 |
| | | | | 100% | Alberta School Foundation Fund | | |
| 1306000 | SW-16-26-19-4 | 160.00 Acres | | | | | |
| | F | LAND | T | 1 | FARMLAND | Taxable Total: | 32,040 |
| | | | | 100% | Alberta School Foundation Fund | | |
| 1307000 | NE-17-26-19-4 | 160.00 Acres | | | | | |
| | F | LAND | T | 1 | FARMLAND | Taxable Total: | 31,900 |
| | | | | 100% | Alberta School Foundation Fund | | |
| 1308000 | NW-17-26-19-4 | 152.04 Acres | | | | | |
| | F | LAND | T | 1 | FARMLAND | Taxable Total: | 29,490 |



2020 Assessment Roll (Valuation Date 1-July, 2020) 2021 Taxation Year, Wheatland County

Assessment Year: 2020
Tax Year: 2021

| Roll | Legal Address | | | | | | Total |
|---------|---------------|--------------|-------------------------------------|--|----------------|--|--------|
| | | | 100% Alberta School Foundation Fund | | | | |
| 1309000 | SE-17-26-19-4 | 160.00 Acres | | | | | |
| | F LAND | | T 1 FARMLAND | | Taxable Total: | | 29,370 |
| | | | 100% Alberta School Foundation Fund | | | | |
| 1310000 | SW-17-26-19-4 | 148.68 Acres | | | | | |
| | F LAND | | T 1 FARMLAND | | Taxable Total: | | 25,780 |
| | | | 100% Alberta School Foundation Fund | | | | |
| 1311000 | NE-18-26-19-4 | 159.91 Acres | | | | | |
| | F LAND | | T 1 FARMLAND | | Taxable Total: | | 30,040 |
| | | | 100% Alberta School Foundation Fund | | | | |
| 1312000 | NW-18-26-19-4 | 160.00 Acres | | | | | |
| | F LAND | | T 1 FARMLAND | | Taxable Total: | | 29,860 |
| | | | 100% Alberta School Foundation Fund | | | | |
| 1313000 | SE-18-26-19-4 | 160.00 Acres | | | | | |
| | F LAND | | T 1 FARMLAND | | Taxable Total: | | 28,650 |
| | | | 100% The Golden Hills Reg. Div. 15 | | | | |
| 1314000 | SW-18-26-19-4 | 160.00 Acres | | | | | |
| | F LAND | | T 1 FARMLAND | | Taxable Total: | | 28,180 |
| | | | 100% Alberta School Foundation Fund | | | | |
| 1315000 | NE-19-26-19-4 | 150.06 Acres | | | | | |
| | F LAND | | T 1 FARMLAND | | Taxable Total: | | 28,700 |
| | | | 100% Alberta School Foundation Fund | | | | |
| 1316000 | NW-19-26-19-4 | 159.30 Acres | | | | | |
| | F LAND | | T 1 FARMLAND | | Taxable Total: | | 24,760 |
| | | | 100% Alberta School Foundation Fund | | | | |
| 1317000 | SE-19-26-19-4 | 155.03 Acres | | | | | |



2020 Assessment Roll (Valuation Date 1-July, 2020) 2021 Taxation Year, Wheatland County

Assessment Year: 2020
Tax Year: 2021

| Roll | Legal Address | | | | | | Total |
|---------|---------------|----------------------------|---|-----|--------------------------------------|----------------|---------|
| | F | LAND | T | 1 | FARMLAND | Taxable Total: | 27,250 |
| | | | | | 100% Alberta School Foundation Fund | | |
| 1318000 | SW-19-26-19-4 | 160.00 Acres | | | | | |
| | F | LAND | T | 1 | FARMLAND | Taxable Total: | 31,240 |
| | | | | | 100% Alberta School Foundation Fund | | |
| 1319000 | NE-20-26-19-4 | 158.54 Acres | | | | | |
| | F | LAND | T | 1 | FARMLAND | Taxable Total: | 34,590 |
| | | | | | 100% Alberta School Foundation Fund | | |
| 1320000 | 0012312 1 1 | NW-20-26-19-4 118.49 Acres | | | | | |
| | F | LAND | T | 1 | FARMLAND | Taxable Total: | 23,040 |
| | | | | | 100% Alberta School Foundation Fund | | |
| 1320010 | 0310166 1 2A | NW-20-26-19-4 25.65 Acres | | | | | |
| | | 194055B TWP RD 264 | | | | | |
| | NR | LAND & IMPROVEMENTS | T | 105 | NON-RESEIDENTIAL LAND & IMPROVEMENTS | | 156,100 |
| | R | | E | 903 | FARM BUILDING EXEMPT | | 65,620 |
| | | | | | 100% Alberta School Foundation Fund | Totals: | 221,720 |
| 1320020 | 0310166 1 3A | NW-20-26-19-4 13.89 Acres | | | | | |
| | | 194055A TWP RD 264 | | | | | |
| | F | LAND & IMPROVEMENTS | T | 1 | FARMLAND | | 930 |
| | R | | T | 103 | RESIDENTIAL LAND & IMPROVEMENTS | | 257,770 |
| | | | | | Taxable Total: | | 258,700 |
| | R | | E | 901 | RURAL RESIDENCE EXEMPTION (RAP) | | 930 |
| | R | | E | 903 | FARM BUILDING EXEMPT | | 8,600 |
| | | | | | 100% Alberta School Foundation Fund | Exempt Total: | 9,530 |
| | | | | | Totals: | | 268,230 |
| 1321000 | SE-20-26-19-4 | 160.00 Acres | | | | | |
| | | | | | | | |
| | F | LAND | T | 1 | FARMLAND | Taxable Total: | 32,760 |
| | | | | | 100% The Golden Hills Reg. Div. 15 | | |
| 1322000 | SW-20-26-19-4 | 158.77 Acres | | | | | |
| | F | LAND | T | 1 | FARMLAND | Taxable Total: | 34,870 |
| | | | | | 100% Alberta School Foundation Fund | | |



2020 Assessment Roll (Valuation Date 1-July, 2020) 2021 Taxation Year, Wheatland County

Assessment Year: 2020
Tax Year: 2021

| Roll | Legal Address | | | | | Total |
|---------|---------------|--------------|-------------------------------------|----------------|--|--------|
| 1323000 | NE-21-26-19-4 | 160.00 Acres | | | | |
| | F LAND | | T 1 FARMLAND | Taxable Total: | | 34,590 |
| | | | 100% Alberta School Foundation Fund | | | |
| 1324000 | NW-21-26-19-4 | 157.90 Acres | | | | |
| | F LAND | | T 1 FARMLAND | Taxable Total: | | 32,910 |
| | | | 100% Alberta School Foundation Fund | | | |
| 1325000 | SE-21-26-19-4 | 160.00 Acres | | | | |
| | F LAND | | T 1 FARMLAND | Taxable Total: | | 33,870 |
| | | | 100% Alberta School Foundation Fund | | | |
| 1326000 | SW-21-26-19-4 | 160.00 Acres | | | | |
| | F LAND | | T 1 FARMLAND | Taxable Total: | | 34,140 |
| | | | 100% Alberta School Foundation Fund | | | |
| 1327000 | NE-22-26-19-4 | 160.00 Acres | | | | |
| | F LAND | | T 1 FARMLAND | Taxable Total: | | 35,190 |
| | | | 100% Alberta School Foundation Fund | | | |
| 1328000 | NW-22-26-19-4 | 160.00 Acres | | | | |
| | F LAND | | T 1 FARMLAND | Taxable Total: | | 32,740 |
| | | | 100% Alberta School Foundation Fund | | | |
| 1329000 | SE-22-26-19-4 | 160.00 Acres | | | | |
| | F LAND | | T 1 FARMLAND | Taxable Total: | | 32,830 |
| | | | 100% Alberta School Foundation Fund | | | |
| 1330000 | SW-22-26-19-4 | 160.00 Acres | | | | |
| | F LAND | | T 1 FARMLAND | Taxable Total: | | 35,430 |
| | | | 100% Alberta School Foundation Fund | | | |
| 1331000 | NE-23-26-19-4 | 159.88 Acres | | | | |
| | F LAND | | T 1 FARMLAND | Taxable Total: | | 37,560 |



2020 Assessment Roll (Valuation Date 1-July, 2020) 2021 Taxation Year, Wheatland County

Assessment Year: 2020
Tax Year: 2021

| Roll | Legal Address | | | | | | Total |
|---------|-----------------------|--------------|---------------------------------------|--|----------------|--|---------|
| | | | 100% Alberta School Foundation Fund | | | | |
| 1332000 | NW-23-26-19-4 | 160.00 Acres | | | | | |
| | F LAND | | T 1 FARMLAND | | Taxable Total: | | 36,270 |
| | | | 100% Alberta School Foundation Fund | | | | |
| 1333000 | SE-23-26-19-4 | 160.00 Acres | | | | | |
| | F LAND | | T 1 FARMLAND | | Taxable Total: | | 37,790 |
| | | | 100% Alberta School Foundation Fund | | | | |
| 1334000 | SW-23-26-19-4 | 160.00 Acres | | | | | |
| | F LAND | | T 1 FARMLAND | | Taxable Total: | | 35,530 |
| | | | 100% Alberta School Foundation Fund | | | | |
| 1335000 | NE-24-26-19-4 | 151.00 Acres | | | | | |
| | F LAND & IMPROVEMENTS | | T 1 FARMLAND | | | | 27,760 |
| | R | | T 103 RESIDENTIAL LAND & IMPROVEMENTS | | | | 173,860 |
| | | | Taxable Total: | | | | 201,620 |
| | R | | E 901 RURAL RESIDENCE EXEMPTION (RAP) | | | | 61,540 |
| | | | 100% Alberta School Foundation Fund | | | | |
| | | | Totals: | | | | 263,160 |
| 1336000 | NW-24-26-19-4 | 160.00 Acres | | | | | |
| | F LAND | | T 1 FARMLAND | | Taxable Total: | | 34,390 |
| | | | 100% Alberta School Foundation Fund | | | | |
| 1337000 | SE-24-26-19-4 | 158.01 Acres | | | | | |
| | F LAND | | T 1 FARMLAND | | Taxable Total: | | 35,380 |
| | | | 100% Alberta School Foundation Fund | | | | |
| 1338000 | SW-24-26-19-4 | 157.80 Acres | | | | | |
| | F LAND | | T 1 FARMLAND | | Taxable Total: | | 36,810 |
| | | | 100% Alberta School Foundation Fund | | | | |
| 1339000 | NE-25-26-19-4 | 160.00 Acres | | | | | |
| | F LAND | | T 1 FARMLAND | | Taxable Total: | | 10,110 |



2020 Assessment Roll (Valuation Date 1-July, 2020) 2021 Taxation Year, Wheatland County

Assessment Year: 2020
Tax Year: 2021

| Roll | Legal Address | | | | | | Total |
|---------|--------------------------|--------------|--|--|----------------|---|---------|
| | | | 100% Alberta School Foundation Fund | | | | |
| 1340000 | NW-25-26-19-4 | 160.00 Acres | | | | | |
| | F LAND | | T 1 FARMLAND | | Taxable Total: | | 8,370 |
| | | | 100% Alberta School Foundation Fund | | | | |
| 1341000 | SE-25-26-19-4 | 160.00 Acres | | | | | |
| | F LAND | | T 1 FARMLAND | | Taxable Total: | | 18,500 |
| | | | 100% Alberta School Foundation Fund | | | | |
| 1342000 | SW-25-26-19-4 | 160.00 Acres | | | | | |
| | F LAND | | T 1 FARMLAND | | Taxable Total: | | 29,460 |
| | | | 100% Alberta School Foundation Fund | | | | |
| 1343000 | NE-26-26-19-4 | 156.66 Acres | | | | SOUTHEAST CORNER | |
| | F LAND | | T 1 FARMLAND | | Taxable Total: | | 15,170 |
| | | | 100% Alberta School Foundation Fund | | | | |
| 1344000 | NW-26-26-19-4 | 160.00 Acres | | | | | |
| | F LAND | | T 1 FARMLAND | | Taxable Total: | | 21,510 |
| | | | 100% Alberta School Foundation Fund | | | | |
| 1345000 | SE-26-26-19-4 | 157.77 Acres | | | | | |
| | F LAND | | T 1 FARMLAND | | Taxable Total: | | 34,950 |
| | | | 100% Alberta School Foundation Fund | | | | |
| 1346000 | 8111274 E -26-26-19-4 | 5.56 Acres | | | | SUBSTATION SITE, PART LSD 8&9 Atco Substation | |
| | NR-D LAND & IMPROVEMENTS | | T 106 DIP NON-RES. LAND & IMPROVEMENTS | | Taxable Total: | | 275,120 |
| | | | 100% Alberta School Foundation Fund | | | | |
| 1347000 | SW-26-26-19-4 | 157.00 Acres | | | | | |
| | F LAND | | T 1 FARMLAND | | Taxable Total: | | 28,450 |
| | | | 100% Alberta School Foundation Fund | | | | |
| 1348000 | SW-26-26-19-4 | 3.00 Acres | | | | SOUTHWEST CORNER | |



2020 Assessment Roll (Valuation Date 1-July, 2020) 2021 Taxation Year, Wheatland County

Assessment Year: 2020
Tax Year: 2021

| Roll | Legal Address | | | | | | Total |
|---------|---------------|--------------|---|---|-------------------------------------|----------------|--------|
| | F | LAND | T | 1 | FARMLAND | Taxable Total: | 490 |
| 1349000 | NE-27-26-19-4 | 160.00 Acres | | | 100% Alberta School Foundation Fund | | |
| | F | LAND | T | 1 | FARMLAND | Taxable Total: | 22,690 |
| 1350000 | NW-27-26-19-4 | 159.20 Acres | | | 100% Alberta School Foundation Fund | | |
| | F | LAND | T | 1 | FARMLAND | Taxable Total: | 22,560 |
| 1351000 | SE-27-26-19-4 | 160.00 Acres | | | 100% Alberta School Foundation Fund | | |
| | F | LAND | T | 1 | FARMLAND | Taxable Total: | 25,630 |
| 1352000 | SW-27-26-19-4 | 159.58 Acres | | | 100% Alberta School Foundation Fund | | |
| | F | LAND | T | 1 | FARMLAND | Taxable Total: | 25,240 |
| 1353000 | NE-28-26-19-4 | 157.36 Acres | | | 100% Alberta School Foundation Fund | | |
| | F | LAND | T | 1 | FARMLAND | Taxable Total: | 10,630 |
| 1354000 | NW-28-26-19-4 | 160.00 Acres | | | 100% Alberta School Foundation Fund | | |
| | F | LAND | T | 1 | FARMLAND | Taxable Total: | 10,050 |
| 1355000 | SE-28-26-19-4 | 160.00 Acres | | | 100% Alberta School Foundation Fund | | |
| | F | LAND | T | 1 | FARMLAND | Taxable Total: | 32,420 |
| 1356000 | SW-28-26-19-4 | 144.60 Acres | | | 100% Alberta School Foundation Fund | | |
| | F | LAND | T | 1 | FARMLAND | Taxable Total: | 22,980 |
| | | | | | 100% Alberta School Foundation Fund | | |



2020 Assessment Roll (Valuation Date 1-July, 2020) 2021 Taxation Year, Wheatland County

Assessment Year: 2020
Tax Year: 2021

| Roll | Legal Address | | | | Total |
|---------|---------------|---------------------|--------------|---------------------------------|---------|
| 1356010 | 1211966 1 1 | SW-28-26-19-4 | 13.05 Acres | WITHIN LSD 6 | |
| | 193046 | TWP RD 264 | | | |
| | F | LAND & IMPROVEMENTS | T 1 | FARMLAND | 1,580 |
| | R | | T 103 | RESIDENTIAL LAND & IMPROVEMENTS | 488,230 |
| | | | | Taxable Total: | 489,810 |
| | R | | E 901 | RURAL RESIDENCE EXEMPTION (RAP) | 58,270 |
| | R | | E 903 | FARM BUILDING EXEMPT | 165,700 |
| | | | 100% | Alberta School Foundation Fund | 223,970 |
| | | | | Exempt Total: | 223,970 |
| | | | | Totals: | 713,780 |
| 1357000 | NE-29-26-19-4 | | 160.00 Acres | | |
| | F | LAND | T 1 | FARMLAND | |
| | | | 100% | Alberta School Foundation Fund | 15,020 |
| 1358000 | NW-29-26-19-4 | | 154.75 Acres | | |
| | F | LAND | T 1 | FARMLAND | |
| | | | 100% | Alberta School Foundation Fund | 18,140 |
| 1360000 | SE-29-26-19-4 | | 157.48 Acres | | |
| | F | LAND | T 1 | FARMLAND | |
| | | | 100% | Alberta School Foundation Fund | 27,960 |
| 1361000 | SW-29-26-19-4 | | 154.09 Acres | | |
| | F | LAND | T 1 | FARMLAND | |
| | | | 100% | Alberta School Foundation Fund | 26,170 |
| 1362000 | NE-30-26-19-4 | | 158.26 Acres | | |
| | F | LAND | T 1 | FARMLAND | |
| | | | 100% | The Golden Hills Reg. Div. 15 | 25,600 |
| 1363000 | NW-30-26-19-4 | | 160.00 Acres | | |
| | F | LAND | T 1 | FARMLAND | |
| | | | 100% | Alberta School Foundation Fund | 27,110 |
| 1364000 | SE-30-26-19-4 | | 155.65 Acres | | |
| | F | LAND | T 1 | FARMLAND | |
| | | | | Taxable Total: | 25,020 |



2020 Assessment Roll (Valuation Date 1-July, 2020) 2021 Taxation Year, Wheatland County

Assessment Year: 2020
Tax Year: 2021

| Roll | Legal Address | | | | | | | | | | Total | |
|-------------------------------------|---------------------------|---------------------|--------------|---|-------------------------|---------------------------------|--|----------------|--|---------|-------|---------|
| 100% Alberta School Foundation Fund | | | | | | | | | | | | |
| 1365000 | SW-30-26-19-4 | | 140.00 Acres | | | | | | | | | |
| | F | LAND | | T | 1 | FARMLAND | | Taxable Total: | | 27,060 | | |
| 100% Alberta School Foundation Fund | | | | | | | | | | | | |
| 1365010 | 1811503 1 1 SW-30-26-19-4 | | 20.00 Acres | | SOUTHEAST CORNER | | | | | | | |
| 195060 TWP RD 264 | | | | | | | | | | | | |
| | F | LAND & IMPROVEMENTS | | T | 1 | FARMLAND | | | | 2,760 | | |
| | R | | | T | 103 | RESIDENTIAL LAND & IMPROVEMENTS | | | | 173,060 | | |
| | | | | | | | | Taxable Total: | | 175,820 | | |
| | R | | | E | 901 | RURAL RESIDENCE EXEMPTION (RAP) | | | | 61,540 | | |
| 100% Alberta School Foundation Fund | | | | | | | | | | | | |
| | | | | | | | | | | Totals: | | 237,360 |
| 1366000 | NE-31-26-19-4 | | 150.00 Acres | | | | | | | | | |
| | F | LAND | | T | 1 | FARMLAND | | Taxable Total: | | 15,970 | | |
| 100% Alberta School Foundation Fund | | | | | | | | | | | | |
| 1366010 | 8710839 1 NE-31-26-19-4 | | 9.63 Acres | | | | | | | | | |
| 195001A TWP RD 270 | | | | | | | | | | | | |
| | F | LAND & IMPROVEMENTS | | T | 1 | FARMLAND | | | | 490 | | |
| | R | | | T | 103 | RESIDENTIAL LAND & IMPROVEMENTS | | | | 225,720 | | |
| | | | | | | | | Taxable Total: | | 226,210 | | |
| | R | | | E | 901 | RURAL RESIDENCE EXEMPTION (RAP) | | | | 1,980 | | |
| 100% Alberta School Foundation Fund | | | | | | | | | | | | |
| | | | | | | | | | | Totals: | | 228,190 |
| 1367000 | NW-31-26-19-4 | | 160.00 Acres | | | | | | | | | |
| | F | LAND | | T | 1 | FARMLAND | | Taxable Total: | | 16,280 | | |
| 100% Alberta School Foundation Fund | | | | | | | | | | | | |
| 1368000 | SE-31-26-19-4 | | 157.59 Acres | | | | | | | | | |
| | F | LAND | | T | 1 | FARMLAND | | Taxable Total: | | 14,720 | | |
| 100% Alberta School Foundation Fund | | | | | | | | | | | | |
| 1368010 | 9310494 1 SE-31-26-19-4 | | 2.41 Acres | | CENTRAL EASTERN PORTION | | | | | | | |
| 265010 HWY 56 | | | | | | | | | | | | |
| | R | LAND & IMPROVEMENTS | | T | 103 | RESIDENTIAL LAND & IMPROVEMENTS | | Taxable Total: | | 277,400 | | |
| 100% Alberta School Foundation Fund | | | | | | | | | | | | |



2020 Assessment Roll (Valuation Date 1-July, 2020) 2021 Taxation Year, Wheatland County

Assessment Year: 2020
Tax Year: 2021

| Roll | Legal Address | Total |
|---------|--|-------|
| 1369000 | SW-31-26-19-4 160.00 Acres | |
| | F LAND T 1 FARMLAND Taxable Total: 16,580 | |
| | 100% Alberta School Foundation Fund | |
| 1370000 | NE-32-26-19-4 160.00 Acres | |
| | F LAND T 1 FARMLAND Taxable Total: 27,820 | |
| | 100% Alberta School Foundation Fund | |
| 1371000 | NW-32-26-19-4 94.82 Acres EAST OF HIGHWAY | |
| | F LAND T 1 FARMLAND Taxable Total: 12,250 | |
| | 100% Alberta School Foundation Fund | |
| 1372000 | NW-32-26-19-4 55.39 Acres WEST OF HIGHWAY | |
| | 265040 HWY 56 | |
| | F LAND & IMPROVEMENTS T 1 FARMLAND 4,520 | |
| | R T 103 RESIDENTIAL LAND & IMPROVEMENTS 129,510 | |
| | Taxable Total: 134,030 | |
| | R E 901 RURAL RESIDENCE EXEMPTION (RAP) 19,240 | |
| | R E 903 FARM BUILDING EXEMPT 36,350 | |
| | 100% Alberta School Foundation Fund Exempt Total: 55,590 | |
| | Totals: 189,620 | |
| 1373000 | SE-32-26-19-4 160.00 Acres | |
| | F LAND T 1 FARMLAND Taxable Total: 27,540 | |
| | 100% Alberta School Foundation Fund | |
| 1374010 | SW-32-26-19-4 115.50 Acres EAST OF HIGHWAY | |
| | F LAND T 1 FARMLAND Taxable Total: 14,430 | |
| | 100% Alberta School Foundation Fund | |
| 1374020 | SW-32-26-19-4 33.52 Acres WEST OF HIGHWAY | |
| | F LAND T 1 FARMLAND Taxable Total: 6,110 | |
| | 100% Alberta School Foundation Fund | |
| 1375000 | NE-33-26-19-4 158.98 Acres | |
| | F LAND T 1 FARMLAND Taxable Total: 11,360 | |



2020 Assessment Roll (Valuation Date 1-July, 2020) 2021 Taxation Year, Wheatland County

Assessment Year: 2020
Tax Year: 2021

| Roll | Legal Address | | | | | | Total |
|---------|-------------------------|--------------|-------------------------------------|---------------------------------|----------------|--|---------|
| | | | 100% Alberta School Foundation Fund | | | | |
| 1376000 | NW-33-26-19-4 | 160.00 Acres | | | | | |
| | F LAND | | T 1 | FARMLAND | Taxable Total: | | 22,590 |
| | | | 100% Alberta School Foundation Fund | | | | |
| 1377000 | SE-33-26-19-4 | 160.00 Acres | | | | | |
| | F LAND | | T 1 | FARMLAND | Taxable Total: | | 24,240 |
| | | | 100% Alberta School Foundation Fund | | | | |
| 1378000 | SW-33-26-19-4 | 160.00 Acres | | | | | |
| | 265008 RGE RD 193 | | | | | | |
| | F LAND & IMPROVEMENTS | | T 1 | FARMLAND | | | 28,580 |
| | R | | T 103 | RESIDENTIAL LAND & IMPROVEMENTS | | | 146,160 |
| | | | Taxable Total: | | | | 174,740 |
| | R | | E 901 | RURAL RESIDENCE EXEMPTION (RAP) | | | 61,540 |
| | | | 100% Alberta School Foundation Fund | | | | |
| | | | Totals: | | | | 236,280 |
| 1379000 | 9612368 1 NE-34-26-19-4 | 179.89 Acres | NORTH 20 ACRS OF SOUTHEAST QRT | | | | |
| | 265050 RGE RD 192 | | | | | | |
| | F LAND & IMPROVEMENTS | | T 1 | FARMLAND | | | 28,940 |
| | R | | T 103 | RESIDENTIAL LAND & IMPROVEMENTS | | | 117,260 |
| | | | Taxable Total: | | | | 146,200 |
| | R | | E 901 | RURAL RESIDENCE EXEMPTION (RAP) | | | 67,640 |
| | | | 100% Alberta School Foundation Fund | | | | |
| | | | Totals: | | | | 213,840 |
| 1380000 | NW-34-26-19-4 | 157.05 Acres | | | | | |
| | F LAND | | T 1 | FARMLAND | Taxable Total: | | 25,030 |
| | | | 100% Alberta School Foundation Fund | | | | |
| 1381000 | SE-34-26-19-4 | 140.00 Acres | SOUTH 140 ACRES | | | | |
| | F LAND | | T 1 | FARMLAND | Taxable Total: | | 16,510 |
| | | | 100% Alberta School Foundation Fund | | | | |
| 1382000 | SW-34-26-19-4 | 140.00 Acres | | | | | |
| | F LAND | | T 1 | FARMLAND | Taxable Total: | | 16,630 |
| | | | 100% Alberta School Foundation Fund | | | | |



2020 Assessment Roll (Valuation Date 1-July, 2020) 2021 Taxation Year, Wheatland County

Assessment Year: 2020
Tax Year: 2021

| Roll | Legal Address | | | | Total |
|---------|-----------------------|--------------|---------------------------------------|----------------|---------|
| 1383000 | SW-34-26-19-4 | 20.00 Acres | | LSD 3 & 4 | |
| | F LAND | | T 1 FARMLAND | Taxable Total: | 2,180 |
| | | | 100% Alberta School Foundation Fund | | |
| 1384000 | NE-35-26-19-4 | 160.00 Acres | | | |
| | 191039 TWP RD 270 | | | | |
| | F LAND & IMPROVEMENTS | | T 1 FARMLAND | | 25,470 |
| | R | | T 103 RESIDENTIAL LAND & IMPROVEMENTS | | 240,310 |
| | | | | Taxable Total: | 265,780 |
| | R | | E 901 RURAL RESIDENCE EXEMPTION (RAP) | | 41,090 |
| | | | 100% Alberta School Foundation Fund | Totals: | 306,870 |
| 1385000 | NW-35-26-19-4 | 160.00 Acres | | | |
| | F LAND | | T 1 FARMLAND | Taxable Total: | 30,600 |
| | | | 100% Alberta School Foundation Fund | | |
| 1386000 | SE-35-26-19-4 | 160.00 Acres | | | |
| | F LAND | | T 1 FARMLAND | Taxable Total: | 8,680 |
| | | | 100% Alberta School Foundation Fund | | |
| 1387000 | SW-35-26-19-4 | 160.00 Acres | | | |
| | F LAND | | T 1 FARMLAND | Taxable Total: | 9,450 |
| | | | 100% Alberta School Foundation Fund | | |
| 1388000 | NE-36-26-19-4 | 78.90 Acres | | WEST HALF | |
| | F LAND | | T 1 FARMLAND | Taxable Total: | 14,030 |
| | | | 100% Alberta School Foundation Fund | | |
| 1389000 | NE-36-26-19-4 | 81.11 Acres | | EAST HALF | |
| | F LAND | | T 1 FARMLAND | Taxable Total: | 8,660 |
| | | | 100% Alberta School Foundation Fund | | |
| 1390000 | NW-36-26-19-4 | 160.00 Acres | | | |
| | 190057 TWP RD 270 | | | | |
| | F LAND & IMPROVEMENTS | | T 1 FARMLAND | | 23,950 |
| | R | | T 103 RESIDENTIAL LAND & IMPROVEMENTS | | 208,160 |
| | | | | Taxable Total: | 232,110 |



2020 Assessment Roll (Valuation Date 1-July, 2020) 2021 Taxation Year, Wheatland County

Assessment Year: 2020
Tax Year: 2021

| Roll | Legal Address | | | | | | Total |
|---------|------------------------------------|---------------------|---|------|---------------------------------|--------------------------------|---------|
| | R | | E | 901 | RURAL RESIDENCE EXEMPTION (RAP) | | 61,540 |
| | | | | 100% | Alberta School Foundation Fund | Totals: | 293,650 |
| 1391000 | SE-36-26-19-4 | 78.90 Acres | | | | WEST HALF | |
| | F | LAND | T | 1 | FARMLAND | Taxable Total: | 13,340 |
| | | | | 100% | Alberta School Foundation Fund | | |
| 1392000 | SE-36-26-19-4 | 81.10 Acres | | | | EAST HALF | |
| | F | LAND | T | 1 | FARMLAND | Taxable Total: | 7,800 |
| | | | | 100% | Alberta School Foundation Fund | | |
| 1393000 | SW-36-26-19-4 | 160.00 Acres | | | | | |
| | F | LAND | T | 1 | FARMLAND | Taxable Total: | 22,310 |
| | | | | 100% | Alberta School Foundation Fund | | |
| 1394000 | NE-1-27-19-4 | 161.00 Acres | | | | | |
| | F | LAND | T | 1 | FARMLAND | Taxable Total: | 36,420 |
| | | | | 100% | Alberta School Foundation Fund | | |
| 1395000 | NW-1-27-19-4 | 136.37 Acres | | | | LSD 11, PTN 12, ALL OF 13 & 14 | |
| | F | LAND | T | 1 | FARMLAND | Taxable Total: | 26,870 |
| | | | | 100% | Alberta School Foundation Fund | | |
| 1395010 | 9012557 1 NW-1-27-19-4 23.62 Acres | | | | | WEST PORTION OF LSD 4 | |
| | 270051 RGE RD 191 | | | | | | |
| | F | LAND & IMPROVEMENTS | T | 1 | FARMLAND | | 3,350 |
| | R | | T | 103 | RESIDENTIAL LAND & IMPROVEMENTS | | 371,360 |
| | | | | | | Taxable Total: | 374,710 |
| | R | | E | 901 | RURAL RESIDENCE EXEMPTION (RAP) | | 61,540 |
| | R | | E | 903 | FARM BUILDING EXEMPT | | 77,540 |
| | | | | 100% | Alberta School Foundation Fund | Exempt Total: | 139,080 |
| | | | | | | Totals: | 513,790 |
| 1396000 | SE-1-27-19-4 | 160.00 Acres | | | | | |
| | F | LAND | T | 1 | FARMLAND | Taxable Total: | 32,800 |
| | | | | 100% | Alberta School Foundation Fund | | |



2020 Assessment Roll (Valuation Date 1-July, 2020) 2021 Taxation Year, Wheatland County

Assessment Year: 2020
Tax Year: 2021

| Roll | Legal Address | | | | | | Total |
|---------|---------------|--------------|----------------------|---|-------------------------------------|----------------|--------|
| 1397000 | SW-1-27-19-4 | 160.00 Acres | | | | | |
| | F | LAND | T | 1 | FARMLAND | Taxable Total: | 33,460 |
| | | | | | 100% Alberta School Foundation Fund | | |
| 1398000 | NE-2-27-19-4 | 158.91 Acres | | | | | |
| | F | LAND | T | 1 | FARMLAND | Taxable Total: | 30,560 |
| | | | | | 100% Alberta School Foundation Fund | | |
| 1399000 | NW-2-27-19-4 | 154.12 Acres | | | | | |
| | F | LAND | T | 1 | FARMLAND | Taxable Total: | 28,440 |
| | | | | | 100% Alberta School Foundation Fund | | |
| 1400000 | SE-2-27-19-4 | 94.90 Acres | PORTION WEST OF LAKE | | | | |
| | F | LAND | T | 1 | FARMLAND | Taxable Total: | 19,880 |
| | | | | | 100% Alberta School Foundation Fund | | |
| 1401000 | SW-2-27-19-4 | 113.60 Acres | PORTION EAST OF LAKE | | | | |
| | F | LAND | T | 1 | FARMLAND | Taxable Total: | 16,440 |
| | | | | | 100% Alberta School Foundation Fund | | |
| 1402000 | NE-3-27-19-4 | 161.00 Acres | | | | | |
| | F | LAND | T | 1 | FARMLAND | Taxable Total: | 19,750 |
| | | | | | 100% Alberta School Foundation Fund | | |
| 1403000 | NW-3-27-19-4 | 159.22 Acres | | | | | |
| | F | LAND | T | 1 | FARMLAND | Taxable Total: | 23,310 |
| | | | | | 100% Alberta School Foundation Fund | | |
| 1404000 | SE-3-27-19-4 | 158.16 Acres | | | | | |
| | F | LAND | T | 1 | FARMLAND | Taxable Total: | 23,980 |
| | | | | | 100% Alberta School Foundation Fund | | |
| 1405000 | SW-3-27-19-4 | 161.00 Acres | | | | | |
| | F | LAND | T | 1 | FARMLAND | Taxable Total: | 18,580 |



2020 Assessment Roll (Valuation Date 1-July, 2020) 2021 Taxation Year, Wheatland County

Assessment Year: 2020
Tax Year: 2021

| Roll | Legal Address | | | | | | Total |
|---------|---------------|---------------------|-------------------------------------|-----|---------------------------------|----------------|-----------------|
| 1406000 | NE-4-27-19-4 | 160.90 Acres | 100% Alberta School Foundation Fund | | | | |
| | F | LAND | T | 1 | FARMLAND | Taxable Total: | 25,170 |
| | | | 100% Alberta School Foundation Fund | | | | |
| 1407000 | NW-4-27-19-4 | 152.76 Acres | | | | | |
| | F | LAND | T | 1 | FARMLAND | Taxable Total: | 25,150 |
| | | | 100% Alberta School Foundation Fund | | | | |
| 1408000 | NW-4-27-19-4 | 6.40 Acres | CENTRAL WEST PORTION | | | | |
| | 270063 HWY 56 | | | | | | |
| | F | LAND & IMPROVEMENTS | T | 1 | FARMLAND | | 250 |
| | R | | T | 103 | RESIDENTIAL LAND & IMPROVEMENTS | | 534,250 |
| | | | Taxable Total: | | | | 534,500 |
| | R | | E | 901 | RURAL RESIDENCE EXEMPTION (RAP) | | 250 |
| | | | 100% Alberta School Foundation Fund | | | | Totals: 534,750 |
| 1409000 | SE-4-27-19-4 | 161.00 Acres | | | | | |
| | F | LAND | T | 1 | FARMLAND | Taxable Total: | 23,860 |
| | | | 100% Alberta School Foundation Fund | | | | |
| 1410000 | SW-4-27-19-4 | 158.82 Acres | | | | | |
| | F | LAND | T | 1 | FARMLAND | Taxable Total: | 19,430 |
| | | | 100% Alberta School Foundation Fund | | | | |
| 1411000 | NE-5-27-19-4 | 156.32 Acres | | | | | |
| | F | LAND | T | 1 | FARMLAND | Taxable Total: | 18,130 |
| | | | 100% Alberta School Foundation Fund | | | | |
| 1412000 | NW-5-27-19-4 | 161.00 Acres | | | | | |
| | F | LAND | T | 1 | FARMLAND | Taxable Total: | 25,120 |
| | | | 100% Alberta School Foundation Fund | | | | |
| 1413000 | SE-5-27-19-4 | 158.05 Acres | | | | | |
| | F | LAND | T | 1 | FARMLAND | Taxable Total: | 10,960 |



2020 Assessment Roll (Valuation Date 1-July, 2020) 2021 Taxation Year, Wheatland County

Assessment Year: 2020
Tax Year: 2021

| Roll | Legal Address | | | | | | Total |
|---------|------------------------------------|--------------|-------------------------------------|---------------------------------|-----------------------------|--|---------|
| | | | 100% Alberta School Foundation Fund | | | | |
| 1414000 | SW-5-27-19-4 | 162.00 Acres | | | | | |
| | F LAND | | T 1 | FARMLAND | Taxable Total: | | 13,390 |
| | | | 100% Alberta School Foundation Fund | | | | |
| 1415000 | NE-6-27-19-4 | 157.27 Acres | | | | | |
| | F LAND | | T 1 | FARMLAND | Taxable Total: | | 26,780 |
| | | | 100% Alberta School Foundation Fund | | | | |
| 1416000 | NW-6-27-19-4 | 129.10 Acres | | | LSD 11, 12, 14 & PTN LSD 13 | | |
| | F LAND | | T 1 | FARMLAND | Taxable Total: | | 25,330 |
| | | | 100% Alberta School Foundation Fund | | | | |
| 1416010 | 9710482 1 NW-6-27-19-4 31.90 Acres | | | | NORTHWEST CORNER | | |
| | 270077A RGE RD 200 | | | | | | |
| | F LAND & IMPROVEMENTS | | T 1 | FARMLAND | | | 2,530 |
| | R | | T 103 | RESIDENTIAL LAND & IMPROVEMENTS | | | 303,670 |
| | | | Taxable Total: | | | | 306,200 |
| | R | | E 901 | RURAL RESIDENCE EXEMPTION (RAP) | | | 2,530 |
| | R | | E 903 | FARM BUILDING EXEMPT | | | 4,200 |
| | | | 100% Alberta School Foundation Fund | | | | |
| | | | Exempt Total: | | | | 6,730 |
| | | | Totals: | | | | 312,930 |
| 1417000 | SE-6-27-19-4 | 160.91 Acres | | | | | |
| | F LAND | | T 1 | FARMLAND | Taxable Total: | | 27,280 |
| | | | 100% Alberta School Foundation Fund | | | | |
| 1418000 | SW-6-27-19-4 | 162.02 Acres | | | | | |
| | F LAND | | T 1 | FARMLAND | Taxable Total: | | 32,650 |
| | | | 100% Alberta School Foundation Fund | | | | |
| 1419000 | 2776BM OT SW-6-27-19-4 0.45 Acres | | | | SW corner | | |
| | NR LAND | | E 155 | WHEATLAND COUNTY EXEMPT | Exempt Total: | | 2,150 |
| | | | 100% Alberta School Foundation Fund | | | | |
| 1420000 | NE-7-27-19-4 | 159.38 Acres | | | | | |



2020 Assessment Roll (Valuation Date 1-July, 2020) 2021 Taxation Year, Wheatland County

Assessment Year: 2020
Tax Year: 2021

| Roll | Legal Address | | | | | | Total |
|---------|-------------------------------------|---------------------|---|-----|--------------------------------------|--|---------|
| | F | LAND | T | 1 | FARMLAND | Taxable Total: | 31,860 |
| 1421000 | NW-7-27-19-4 | 159.62 Acres | | | 100% Alberta School Foundation Fund | | |
| | F | LAND | T | 1 | FARMLAND | Taxable Total: | 32,240 |
| 1422000 | SE-7-27-19-4 | 157.92 Acres | | | 100% Alberta School Foundation Fund | | |
| | F | LAND | T | 1 | FARMLAND | Taxable Total: | 16,870 |
| 1423000 | SW-7-27-19-4 | 161.00 Acres | | | 100% Alberta School Foundation Fund | | |
| | F | LAND | T | 1 | FARMLAND | Taxable Total: | 29,230 |
| 1424000 | NE-8-27-19-4 | 151.35 Acres | | | 100% Alberta School Foundation Fund | | |
| | F | LAND | T | 1 | FARMLAND | Taxable Total: | 25,970 |
| 1424010 | 0110503 1 1 NE-8-27-19-4 1.86 Acres | | | | 100% Alberta School Foundation Fund | NORTHEASTERLY CORNER | |
| | 194005 HWY 569 | | | | | | |
| | R | LAND & IMPROVEMENTS | T | 103 | RESIDENTIAL LAND & IMPROVEMENTS | Taxable Total: | 490,300 |
| 1424020 | 0110503 1 2 NE-8-27-19-4 1.27 Acres | | | | 100% Alberta School Foundation Fund | Dalum Corner Service Station Former Dalum Corner Service Station | |
| | 271082 HWY 56 | | | | | | |
| | NR | LAND & IMPROVEMENTS | T | 105 | NON-RESEIDENTIAL LAND & IMPROVEMENTS | Taxable Total: | 127,670 |
| 1425000 | NW-8-27-19-4 | 156.63 Acres | | | 100% Alberta School Foundation Fund | | |
| | F | LAND | T | 1 | FARMLAND | Taxable Total: | 30,750 |
| 1426000 | SE-8-27-19-4 | 155.83 Acres | | | 100% Alberta School Foundation Fund | | |
| | 271026 HWY 56 | | | | | | |
| | F | LAND & IMPROVEMENTS | T | 1 | FARMLAND | | 23,290 |
| | R | | T | 103 | RESIDENTIAL LAND & IMPROVEMENTS | | 114,300 |
| | | | | | | Taxable Total: | 137,590 |
| | R | | E | 901 | RURAL RESIDENCE EXEMPTION (RAP) | | 39,500 |



2020 Assessment Roll (Valuation Date 1-July, 2020) 2021 Taxation Year, Wheatland County

Assessment Year: 2020
Tax Year: 2021

| Roll | Legal Address | | | | | | Total |
|---------|------------------------|--------------|---------------------------------------|----------------|---|--|---------|
| | | | 100% Alberta School Foundation Fund | Totals: | | | 177,090 |
| 1427000 | SW-8-27-19-4 | 158.67 Acres | | | | | |
| | F LAND | | T 1 FARMLAND | Taxable Total: | | | 29,700 |
| | | | 100% Alberta School Foundation Fund | | | | |
| 1428000 | NE-9-27-19-4 | 136.03 Acres | | | WEST OF LAKE | | |
| | 193021 HWY 569 | | | | | | |
| | F LAND & IMPROVEMENTS | | T 1 FARMLAND | | | | 24,460 |
| | R | | T 103 RESIDENTIAL LAND & IMPROVEMENTS | | | | 265,660 |
| | | | | Taxable Total: | | | 290,120 |
| | R | | E 901 RURAL RESIDENCE EXEMPTION (RAP) | | | | 61,540 |
| | | | 100% Alberta School Foundation Fund | Totals: | | | 351,660 |
| 1429000 | NW-9-27-19-4 | 149.36 Acres | | | | | |
| | F LAND | | T 1 FARMLAND | Taxable Total: | | | 26,800 |
| | | | 100% Alberta School Foundation Fund | | | | |
| 1429010 | NW-9-27-19-4 | 4.02 Acres | | | DALUM HALL & BALL DIAMONDS Dalum Hall & Ball Diamonds | | |
| | 193081 HWY 569 | | | | | | |
| | NR LAND & IMPROVEMENTS | | E 165 CHARITABLE & WELFARE EXEMPT | Exempt Total: | | | 319,580 |
| | | | 100% Alberta School Foundation Fund | | | | |
| 1429020 | NW-9-27-19-4 | 3.56 Acres | | | DALUM CAMP KITCHEN-1663.5' W. Dalum Camp Kitchen | | |
| | NR LAND & IMPROVEMENTS | | E 165 CHARITABLE & WELFARE EXEMPT | Exempt Total: | | | 134,820 |
| | | | 100% Alberta School Foundation Fund | | | | |
| 1430000 | SE-9-27-19-4 | 158.90 Acres | | | | | |
| | F LAND | | T 1 FARMLAND | Taxable Total: | | | 28,640 |
| | | | 100% Alberta School Foundation Fund | | | | |
| 1430010 | 4375BM OT SE-9-27-19-4 | 1.00 Acres | | | S.E. CORNER | | |
| | NR LAND | | E 154 PROVINCIAL EXEMPT | Exempt Total: | | | 1,070 |
| | | | 100% Alberta School Foundation Fund | | | | |
| 1431000 | SW-9-27-19-4 | 159.63 Acres | | | | | |
| | F LAND | | T 1 FARMLAND | Taxable Total: | | | 28,990 |



2020 Assessment Roll (Valuation Date 1-July, 2020) 2021 Taxation Year, Wheatland County

Assessment Year: 2020
Tax Year: 2021

| Roll | Legal Address | | | | | | Total |
|---------|-------------------------|--------------|-------------------------------------|---------------------------------|----------------|--|---------|
| | | | 100% Alberta School Foundation Fund | | | | |
| 1432000 | NE-10-27-19-4 | 157.12 Acres | | | | | |
| | F LAND | | T 1 | FARMLAND | Taxable Total: | | 34,760 |
| | | | 100% Alberta School Foundation Fund | | | | |
| 1432010 | 8910256 1 N -10-27-19-4 | 8.43 Acres | NORTH CENTRAL PORTION | | | | |
| | 192041 HWY 569 | | | | | | |
| | F LAND & IMPROVEMENTS | | T 1 | FARMLAND | | | 820 |
| | R | | T 103 | RESIDENTIAL LAND & IMPROVEMENTS | | | 245,830 |
| | | | Taxable Total: | | | | 246,650 |
| | R | | E 901 | RURAL RESIDENCE EXEMPTION (RAP) | | | 820 |
| | R | | E 903 | FARM BUILDING EXEMPT | | | 37,190 |
| | | | 100% Alberta School Foundation Fund | | | | |
| | | | Exempt Total: | | | | 38,010 |
| | | | Totals: | | | | 284,660 |
| 1433000 | NW-10-27-19-4 | 123.18 Acres | | | | | |
| | F LAND | | T 1 | FARMLAND | Taxable Total: | | 25,520 |
| | | | 100% Alberta School Foundation Fund | | | | |
| 1434000 | SE-10-27-19-4 | 160.60 Acres | County Lease-Lund Stock Pile | | | | |
| | F LAND | | T 1 | FARMLAND | | | 32,070 |
| | NR | | E 152 | MUNI GRAVEL OPERATION- EXEMPT | | | 55,080 |
| | | | 100% Alberta School Foundation Fund | | | | |
| | | | Totals: | | | | 87,150 |
| 1435000 | SW-10-27-19-4 | 161.00 Acres | | | | | |
| | F LAND | | T 1 | FARMLAND | Taxable Total: | | 32,710 |
| | | | 100% Alberta School Foundation Fund | | | | |
| 1436000 | NE-11-27-19-4 | 159.97 Acres | | | | | |
| | F LAND | | T 1 | FARMLAND | Taxable Total: | | 26,230 |
| | | | 100% Alberta School Foundation Fund | | | | |
| 1437000 | NW-11-27-19-4 | 159.97 Acres | | | | | |
| | 191061 HWY 569 | | | | | | |
| | F LAND & IMPROVEMENTS | | T 1 | FARMLAND | | | 26,780 |
| | R | | T 103 | RESIDENTIAL LAND & IMPROVEMENTS | | | 119,690 |
| | | | Taxable Total: | | | | 146,470 |



2020 Assessment Roll (Valuation Date 1-July, 2020) 2021 Taxation Year, Wheatland County

Assessment Year: 2020
Tax Year: 2021

| Roll | Legal Address | | | | | | Total |
|---------|---------------|---------------------|---|------|---------------------------------|--------------------------------|---------|
| | R | | E | 901 | RURAL RESIDENCE EXEMPTION (RAP) | | 53,010 |
| | | | | 100% | Alberta School Foundation Fund | Totals: | 199,480 |
| 1438000 | SE-11-27-19-4 | 161.00 Acres | | | | | |
| | F | LAND | T | 1 | FARMLAND | Taxable Total: | 26,820 |
| | | | | 100% | Alberta School Foundation Fund | | |
| 1439000 | SW-11-27-19-4 | 160.45 Acres | | | | | |
| | F | LAND | T | 1 | FARMLAND | Taxable Total: | 33,020 |
| | | | | 100% | Alberta School Foundation Fund | | |
| 1440000 | NE-12-27-19-4 | 161.00 Acres | | | | | |
| | F | LAND | T | 1 | FARMLAND | Taxable Total: | 32,310 |
| | | | | 100% | Alberta School Foundation Fund | | |
| 1441000 | NW-12-27-19-4 | 158.78 Acres | | | | | |
| | F | LAND | T | 1 | FARMLAND | Taxable Total: | 33,310 |
| | | | | 100% | Alberta School Foundation Fund | | |
| 1442000 | SE-12-27-19-4 | 159.54 Acres | | | | | |
| | F | LAND | T | 1 | FARMLAND | Taxable Total: | 30,500 |
| | | | | 100% | Alberta School Foundation Fund | | |
| 1443000 | SW-12-27-19-4 | 150.52 Acres | | | | | |
| | F | LAND | T | 1 | FARMLAND | Taxable Total: | 30,370 |
| | | | | 100% | Alberta School Foundation Fund | | |
| 1443010 | SW-12-27-19-4 | 6.83 Acres | | | | NRTH PRTN LSD 4 & 5 HALF LSD 5 | |
| | | 271015 RGE RD 191 | | | | | |
| | F | LAND & IMPROVEMENTS | T | 1 | FARMLAND | | 590 |
| | R | | T | 103 | RESIDENTIAL LAND & IMPROVEMENTS | | 239,290 |
| | | | | | | Taxable Total: | 239,880 |
| | R | | E | 901 | RURAL RESIDENCE EXEMPTION (RAP) | | 590 |
| | R | | E | 903 | FARM BUILDING EXEMPT | | 19,820 |
| | | | | 100% | Alberta School Foundation Fund | Exempt Total: | 20,410 |
| | | | | | | Totals: | 260,290 |



2020 Assessment Roll (Valuation Date 1-July, 2020) 2021 Taxation Year, Wheatland County

Assessment Year: 2020
Tax Year: 2021

| Roll | Legal Address | | | | | | Total |
|---------|---|--------------|---------------------------------------|--|----------------|--|---------|
| 1444000 | NE-13-27-19-4 | 158.41 Acres | | | | | |
| | F LAND | | T 1 FARMLAND | | Taxable Total: | | 31,330 |
| | | | 100% Alberta School Foundation Fund | | | | |
| 1445000 | NW-13-27-19-4 | 119.97 Acres | LSD 1 TO 10 & 15 & 16 | | | | |
| | F LAND | | T 1 FARMLAND | | Taxable Total: | | 28,720 |
| | | | 100% Alberta School Foundation Fund | | | | |
| 1445010 | 9012480 1 NW-13-27-19-4 40.00 Acres 272065 HWY 569 | | LSD 11 TO 14 | | | | |
| | F LAND & IMPROVEMENTS | | T 1 FARMLAND | | | | 6,870 |
| | R | | T 103 RESIDENTIAL LAND & IMPROVEMENTS | | | | 175,960 |
| | | | | | Taxable Total: | | 182,830 |
| | R | | E 901 RURAL RESIDENCE EXEMPTION (RAP) | | | | 73,740 |
| | R | | E 903 FARM BUILDING EXEMPT | | | | 9,650 |
| | | | 100% Alberta School Foundation Fund | | Exempt Total: | | 83,390 |
| | | | | | Totals: | | 266,220 |
| 1446000 | SE-13-27-19-4 | 157.38 Acres | | | | | |
| | F LAND | | T 1 FARMLAND | | Taxable Total: | | 34,140 |
| | | | 100% Alberta School Foundation Fund | | | | |
| 1447000 | SW-13-27-19-4 | 160.37 Acres | | | | | |
| | F LAND | | T 1 FARMLAND | | Taxable Total: | | 36,030 |
| | | | 100% Alberta School Foundation Fund | | | | |
| 1448000 | NE-14-27-19-4 | 156.86 Acres | | | | | |
| | F LAND | | T 1 FARMLAND | | Taxable Total: | | 31,010 |
| | | | 100% Alberta School Foundation Fund | | | | |
| 1449000 | NW-14-27-19-4 | 161.00 Acres | | | | | |
| | F LAND | | T 1 FARMLAND | | Taxable Total: | | 32,810 |
| | | | 100% Alberta School Foundation Fund | | | | |
| 1450000 | SE-14-27-19-4 | 156.48 Acres | | | | | |
| | F LAND | | T 1 FARMLAND | | Taxable Total: | | 33,960 |



2020 Assessment Roll (Valuation Date 1-July, 2020) 2021 Taxation Year, Wheatland County

Assessment Year: 2020
Tax Year: 2021

| Roll | Legal Address | | | | | | Total |
|---------|-----------------------|--------------|-------------------------------------|---------------------------------|----------------|------------------------------|---------|
| | | | 100% Alberta School Foundation Fund | | | | |
| 1451000 | SW-14-27-19-4 | 159.97 Acres | | | | | |
| | F LAND | | T 1 | FARMLAND | Taxable Total: | | 32,140 |
| | | | 100% Alberta School Foundation Fund | | | | |
| 1452000 | NE-15-27-19-4 | 161.00 Acres | | | | | |
| | F LAND | | T 1 | FARMLAND | Taxable Total: | | 29,690 |
| | | | 100% Alberta School Foundation Fund | | | | |
| 1453000 | NW-15-27-19-4 | 161.00 Acres | | | | | |
| | F LAND | | T 1 | FARMLAND | Taxable Total: | | 30,460 |
| | | | 100% Alberta School Foundation Fund | | | | |
| 1454000 | SE-15-27-19-4 | 159.97 Acres | | | | | |
| | F LAND | | T 1 | FARMLAND | Taxable Total: | | 24,420 |
| | | | 100% Alberta School Foundation Fund | | | | |
| 1455000 | SW-15-27-19-4 | 128.08 Acres | | | | LSD 3, PTN 4 & 5, & ALL OF 6 | |
| | 272027 RGE RD 193 | | | | | | |
| | F LAND & IMPROVEMENTS | | T 1 | FARMLAND | | | 25,430 |
| | R | | T 103 | RESIDENTIAL LAND & IMPROVEMENTS | | | 241,230 |
| | | | | | Taxable Total: | | 266,660 |
| | R | | E 901 | RURAL RESIDENCE EXEMPTION (RAP) | | | 30,770 |
| | R | | E 903 | FARM BUILDING EXEMPT | | | 13,080 |
| | | | 100% Alberta School Foundation Fund | | Exempt Total: | | 43,850 |
| | | | | | Totals: | | 310,510 |
| 1455010 | SW-15-27-19-4 | 23.51 Acres | | | | PORTION 4 & 5 | |
| | 272011 RGE RD 193 | | | | | | |
| | F LAND & IMPROVEMENTS | | T 1 | FARMLAND | | | 2,810 |
| | R | | T 103 | RESIDENTIAL LAND & IMPROVEMENTS | | | 329,460 |
| | | | | | Taxable Total: | | 332,270 |
| | R | | E 901 | RURAL RESIDENCE EXEMPTION (RAP) | | | 61,540 |
| | | | 100% Alberta School Foundation Fund | | Totals: | | 393,810 |
| 1456000 | NE-16-27-19-4 | 159.31 Acres | | | | | |
| | F LAND | | T 1 | FARMLAND | Taxable Total: | | 34,490 |



2020 Assessment Roll (Valuation Date 1-July, 2020) 2021 Taxation Year, Wheatland County

Assessment Year: 2020
Tax Year: 2021

| Roll | Legal Address | | | | | | Total |
|---------|---------------|--------------------------|--|-----|---------------------------------|----------------|-----------|
| | | | 100% Alberta School Foundation Fund | | | | |
| 1457000 | NW-16-27-19-4 | 149.46 Acres | | | | | |
| | F | LAND | T | 1 | FARMLAND | Taxable Total: | 25,850 |
| | | | 100% Alberta School Foundation Fund | | | | |
| 1458000 | NW-16-27-19-4 | 4.18 Acres | NORTHWEST CORNER | | | | |
| | NR | LAND | E | 150 | CROWN LAND & IMPR. EXEMPT | Exempt Total: | 70,480 |
| | | | 100% Alberta School Foundation Fund | | | | |
| 1459000 | SE-16-27-19-4 | 147.79 Acres | | | | | |
| | F | LAND | T | 1 | FARMLAND | Taxable Total: | 33,240 |
| | | | 100% Alberta School Foundation Fund | | | | |
| 1460000 | SE-16-27-19-4 | 3.00 Acres | NORTHEAST CORNER LSD 1 | | | | |
| | | 272012 RGE RD 193 | | | | | |
| | R | LAND & IMPROVEMENTS | T | 103 | RESIDENTIAL LAND & IMPROVEMENTS | Taxable Total: | 404,200 |
| | | | 100% Alberta School Foundation Fund | | | | |
| 1461000 | SW-16-27-19-4 | 151.16 Acres | | | | | |
| | F | LAND | T | 1 | FARMLAND | Taxable Total: | 27,830 |
| | | | 100% Alberta School Foundation Fund | | | | |
| 1461010 | 1313007 1 1 | SW-16-27-19-4 3.96 Acres | S.W. CORNER Dalum Fire Hall & County Grader Shop | | | | |
| | | 193078 HWY 569 | | | | | |
| | NR | LAND & IMPROVEMENTS | E | 155 | WHEATLAND COUNTY EXEMPT | Exempt Total: | 1,575,690 |
| | | | 100% Alberta School Foundation Fund | | | | |
| 1462000 | NE-17-27-19-4 | 160.31 Acres | | | | | |
| | F | LAND | T | 1 | FARMLAND | Taxable Total: | 29,500 |
| | | | 100% Alberta School Foundation Fund | | | | |
| 1463000 | NW-17-27-19-4 | 155.74 Acres | | | | | |
| | F | LAND | T | 1 | FARMLAND | Taxable Total: | 33,960 |
| | | | 100% Alberta School Foundation Fund | | | | |
| 1463010 | 0716442 1 1 | NW-17-27-19-4 5.26 Acres | 85m South of NW Corner | | | | |
| | | 272075 RGE RD 195 | | | | | |



2020 Assessment Roll (Valuation Date 1-July, 2020) 2021 Taxation Year, Wheatland County

Assessment Year: 2020
Tax Year: 2021

| Roll | Legal Address | | | | | Total |
|---------|-------------------------------------|---------------------|--|-----|--------------------------------------|---------|
| 1464000 | F | LAND & IMPROVEMENTS | T | 1 | FARMLAND | 340 |
| | R | | T | 103 | RESIDENTIAL LAND & IMPROVEMENTS | 185,860 |
| | Taxable Total: | | | | | 186,200 |
| | R | | E | 901 | RURAL RESIDENCE EXEMPTION (RAP) | 340 |
| | R | | E | 903 | FARM BUILDING EXEMPT | 11,050 |
| | 100% Alberta School Foundation Fund | | | | | 11,390 |
| | Exempt Total: | | | | | 11,390 |
| Totals: | | | | | 197,590 | |
| 1464000 | SE-17-27-19-4 | 142.70 Acres | | | | |
| 1464010 | F | LAND & IMPROVEMENTS | T | 1 | FARMLAND | 23,270 |
| | R | | T | 103 | RESIDENTIAL LAND & IMPROVEMENTS | 65,000 |
| | NR | | T | 105 | NON-RESEIDENTIAL LAND & IMPROVEMENTS | 78,930 |
| | Taxable Total: | | | | | 167,200 |
| | R | | E | 901 | RURAL RESIDENCE EXEMPTION (RAP) | 25,900 |
| | 100% Alberta School Foundation Fund | | | | | |
| | Totals: | | | | | 193,100 |
| 1464010 | SE-17-27-19-4 | 4.82 Acres | SOUTHEAST CORNER Bethlehem Lutheran Church | | | |
| | 194002A HWY 569 | | | | | |
| 1465000 | R | LAND & IMPROVEMENTS | T | 103 | RESIDENTIAL LAND & IMPROVEMENTS | 165,880 |
| | NR | | E | 164 | RELIGIOUS EXEMPT | 561,170 |
| | 100% Alberta School Foundation Fund | | | | | |
| | Totals: | | | | | 727,050 |
| 1465000 | SE-17-27-19-4 | 9.08 Acres | SOUTHEAST CORNER LSD 2 | | | |
| | 194026 HWY 569 | | | | | |
| 1466000 | R | LAND & IMPROVEMENTS | T | 103 | RESIDENTIAL LAND & IMPROVEMENTS | 255,700 |
| | 100% Alberta School Foundation Fund | | | | | |
| 1466000 | SW-17-27-19-4 | 154.02 Acres | | | | |
| 1467000 | F | LAND | T | 1 | FARMLAND | 29,020 |
| | 100% Alberta School Foundation Fund | | | | | |
| 1467000 | NE-18-27-19-4 | 161.00 Acres | | | | |
| 1468000 | F | LAND | T | 1 | FARMLAND | 32,050 |
| | 100% Alberta School Foundation Fund | | | | | |
| 1468000 | NW-18-27-19-4 | 158.00 Acres | | | | |
| 1468000 | F | LAND | T | 1 | FARMLAND | 33,100 |
| | 100% Alberta School Foundation Fund | | | | | |



2020 Assessment Roll (Valuation Date 1-July, 2020) 2021 Taxation Year, Wheatland County

Assessment Year: 2020
Tax Year: 2021

| Roll | Legal Address | | | | Total |
|---------|--|--------------|---------------------------------------|------------------|---------|
| 1469000 | NW-18-27-19-4 | 3.00 Acres | | SOUTHEAST CORNER | |
| | F LAND | | T 1 FARMLAND | Taxable Total: | 390 |
| | | | 100% Alberta School Foundation Fund | | |
| 1470000 | SE-18-27-19-4 | 159.97 Acres | | | |
| | F LAND | | T 1 FARMLAND | Taxable Total: | 34,230 |
| | | | 100% Alberta School Foundation Fund | | |
| 1471000 | SW-18-27-19-4 | 159.45 Acres | | | |
| | F LAND | | T 1 FARMLAND | Taxable Total: | 29,360 |
| | | | 100% Alberta School Foundation Fund | | |
| 1472000 | NE-19-27-19-4 | 141.36 Acres | | | |
| | F LAND | | T 1 FARMLAND | Taxable Total: | 30,760 |
| | | | 100% Alberta School Foundation Fund | | |
| 1472010 | 9410934 1 NE-19-27-19-4 19.64 Acres 273048 RGE RD 195 | | | SOUTHEAST CORNER | |
| | F LAND & IMPROVEMENTS | | T 1 FARMLAND | | 3,060 |
| | R | | T 103 RESIDENTIAL LAND & IMPROVEMENTS | | 283,940 |
| | | | | Taxable Total: | 287,000 |
| | R | | E 901 RURAL RESIDENCE EXEMPTION (RAP) | | 3,060 |
| | R | | E 903 FARM BUILDING EXEMPT | | 14,590 |
| | | | 100% Alberta School Foundation Fund | Exempt Total: | 17,650 |
| | | | | Totals: | 304,650 |
| 1473000 | NW-19-27-19-4 | 161.00 Acres | | | |
| | F LAND | | T 1 FARMLAND | Taxable Total: | 35,630 |
| | | | 100% The Golden Hills Reg. Div. 15 | | |
| 1474000 | SE-19-27-19-4 | 161.00 Acres | | | |
| | F LAND | | T 1 FARMLAND | Taxable Total: | 31,020 |
| | | | 100% Alberta School Foundation Fund | | |
| 1475000 | SW-19-27-19-4 | 161.00 Acres | | | |
| | F LAND | | T 1 FARMLAND | Taxable Total: | 34,750 |



2020 Assessment Roll (Valuation Date 1-July, 2020) 2021 Taxation Year, Wheatland County

Assessment Year: 2020
Tax Year: 2021

| Roll | Legal Address | | | | | | Total |
|---------|---------------------------------------|---------------------|-------------------------------------|-----|---------------------------------|----------------|---------|
| | | | 100% The Golden Hills Reg. Div. 15 | | | | |
| 1476000 | NE-20-27-19-4 | 161.00 Acres | | | | | |
| | F | LAND | T | 1 | FARMLAND | Taxable Total: | 17,720 |
| | | | 100% Alberta School Foundation Fund | | | | |
| 1477000 | NW-20-27-19-4 | 150.80 Acres | | | | | |
| | F | LAND | T | 1 | FARMLAND | Taxable Total: | 33,860 |
| | | | 100% Alberta School Foundation Fund | | | | |
| 1477010 | 0510425 1 1 NW-20-27-19-4 10.21 Acres | | NW CORNER LSD 12 | | | | |
| | 273065 RGE RD 195 | | | | | | |
| | F | LAND & IMPROVEMENTS | T | 1 | FARMLAND | | 1,230 |
| | R | | T | 103 | RESIDENTIAL LAND & IMPROVEMENTS | | 218,670 |
| | | | Taxable Total: | | | | 219,900 |
| | R | | E | 901 | RURAL RESIDENCE EXEMPTION (RAP) | | 1,230 |
| | R | | E | 903 | FARM BUILDING EXEMPT | | 21,350 |
| | | | 100% Alberta School Foundation Fund | | | | |
| | | | Exempt Total: | | | | 22,580 |
| | | | Totals: | | | | 242,480 |
| 1478000 | SE-20-27-19-4 | 161.00 Acres | | | | | |
| | F | LAND | T | 1 | FARMLAND | Taxable Total: | 26,940 |
| | | | 100% Alberta School Foundation Fund | | | | |
| 1479000 | SW-20-27-19-4 | 161.00 Acres | | | | | |
| | F | LAND | T | 1 | FARMLAND | Taxable Total: | 35,870 |
| | | | 100% Alberta School Foundation Fund | | | | |
| 1480000 | NE-21-27-19-4 | 161.00 Acres | | | | | |
| | F | LAND | T | 1 | FARMLAND | Taxable Total: | 29,140 |
| | | | 100% Alberta School Foundation Fund | | | | |
| 1481000 | NW-21-27-19-4 | 140.08 Acres | EAST OF ROAD | | | | |
| | F | LAND | T | 1 | FARMLAND | Taxable Total: | 29,150 |
| | | | 100% Alberta School Foundation Fund | | | | |
| 1482000 | NW-21-27-19-4 | 11.41 Acres | WEST OF ROAD | | | | |



2020 Assessment Roll (Valuation Date 1-July, 2020) 2021 Taxation Year, Wheatland County

Assessment Year: 2020
Tax Year: 2021

| Roll | Legal Address | | | | | Taxable Total: | Total |
|---------|---------------|---------------------|---|-----|-------------------------------------|----------------|---------|
| | F | LAND | T | 1 | FARMLAND | | 740 |
| | | | | | 100% Alberta School Foundation Fund | | |
| 1483000 | SE-21-27-19-4 | 161.00 Acres | | | | | |
| | F | LAND | T | 1 | FARMLAND | Taxable Total: | 30,410 |
| | | | | | 100% Alberta School Foundation Fund | | |
| 1484000 | SW-21-27-19-4 | 110.20 Acres | | | | EAST OF ROAD | |
| | F | LAND | T | 1 | FARMLAND | Taxable Total: | 20,730 |
| | | | | | 100% Alberta School Foundation Fund | | |
| 1484010 | SW-21-27-19-4 | 42.68 Acres | | | | WEST OF ROAD | |
| | | 273030 HWY 56 | | | | | |
| | F | LAND & IMPROVEMENTS | T | 1 | FARMLAND | | 2,620 |
| | R | | T | 103 | RESIDENTIAL LAND & IMPROVEMENTS | | 310,240 |
| | | | | | | Taxable Total: | 312,860 |
| | R | | E | 901 | RURAL RESIDENCE EXEMPTION (RAP) | | 3,360 |
| | | | | | 100% Alberta School Foundation Fund | Totals: | 316,220 |
| 1485000 | NE-22-27-19-4 | 161.00 Acres | | | | | |
| | F | LAND | T | 1 | FARMLAND | Taxable Total: | 29,930 |
| | | | | | 100% Alberta School Foundation Fund | | |
| 1486000 | NW-22-27-19-4 | 161.00 Acres | | | | | |
| | F | LAND | T | 1 | FARMLAND | Taxable Total: | 29,120 |
| | | | | | 100% Alberta School Foundation Fund | | |
| 1487000 | SE-22-27-19-4 | 161.00 Acres | | | | | |
| | F | LAND | T | 1 | FARMLAND | Taxable Total: | 27,150 |
| | | | | | 100% Alberta School Foundation Fund | | |
| 1488000 | SW-22-27-19-4 | 161.00 Acres | | | | | |
| | F | LAND | T | 1 | FARMLAND | Taxable Total: | 26,930 |
| | | | | | 100% Alberta School Foundation Fund | | |
| 1489000 | NE-23-27-19-4 | 158.87 Acres | | | | | |
| | | 273048 RGE RD 191 | | | | | |
| | F | LAND & IMPROVEMENTS | T | 1 | FARMLAND | | 29,920 |



2020 Assessment Roll (Valuation Date 1-July, 2020) 2021 Taxation Year, Wheatland County

Assessment Year: 2020
Tax Year: 2021

| Roll | Legal Address | | | | | Total |
|---------|---------------|--------------|---|------|---------------------------------|-----------------------|
| | R | | T | 103 | RESIDENTIAL LAND & IMPROVEMENTS | 152,760 |
| | | | | | Taxable Total: | 182,680 |
| | R | | E | 901 | RURAL RESIDENCE EXEMPTION (RAP) | 61,540 |
| | R | | E | 903 | FARM BUILDING EXEMPT | 4,670 |
| | | | | 100% | Alberta School Foundation Fund | 66,210 |
| | | | | | Exempt Total: | 248,890 |
| | | | | | Totals: | |
| 1490000 | NW-23-27-19-4 | 161.00 Acres | | | | |
| | F | LAND | T | 1 | FARMLAND | Taxable Total: 34,530 |
| | | | | 100% | Alberta School Foundation Fund | |
| 1491000 | SE-23-27-19-4 | 160.82 Acres | | | | |
| | F | LAND | T | 1 | FARMLAND | Taxable Total: 34,630 |
| | | | | 100% | Alberta School Foundation Fund | |
| 1492000 | SW-23-27-19-4 | 161.00 Acres | | | | |
| | F | LAND | T | 1 | FARMLAND | Taxable Total: 32,250 |
| | | | | 100% | Alberta School Foundation Fund | |
| 1493000 | NE-24-27-19-4 | 161.00 Acres | | | | |
| | F | LAND | T | 1 | FARMLAND | Taxable Total: 33,450 |
| | | | | 100% | Alberta School Foundation Fund | |
| 1494000 | NW-24-27-19-4 | 161.00 Acres | | | | |
| | F | LAND | T | 1 | FARMLAND | Taxable Total: 30,570 |
| | | | | 100% | Alberta School Foundation Fund | |
| 1495000 | SE-24-27-19-4 | 156.98 Acres | | | | |
| | F | LAND | T | 1 | FARMLAND | Taxable Total: 32,560 |
| | | | | 100% | Alberta School Foundation Fund | |
| 1496000 | SW-24-27-19-4 | 156.98 Acres | | | | |
| | F | LAND | T | 1 | FARMLAND | Taxable Total: 32,340 |
| | | | | 100% | Alberta School Foundation Fund | |
| 1497000 | NE-25-27-19-4 | 160.00 Acres | | | | |



2020 Assessment Roll (Valuation Date 1-July, 2020) 2021 Taxation Year, Wheatland County

Assessment Year: 2020
Tax Year: 2021

| Roll | Legal Address | | | | | | Total |
|---------|-------------------------|---------------------|---|-----|-------------------------------------|----------------|---------|
| 1498000 | F | LAND | T | 1 | FARMLAND | Taxable Total: | 22,860 |
| | | | | | 100% Alberta School Foundation Fund | | |
| | NW-25-27-19-4 | 160.00 Acres | | | | | |
| 1499000 | F | LAND | T | 1 | FARMLAND | Taxable Total: | 30,880 |
| | | | | | 100% Alberta School Foundation Fund | | |
| | SE-25-27-19-4 | 160.00 Acres | | | | | |
| 1500000 | F | LAND | T | 1 | FARMLAND | Taxable Total: | 24,210 |
| | | | | | 100% Alberta School Foundation Fund | | |
| | SW-25-27-19-4 | 160.00 Acres | | | | | |
| | 274025 RGE RD 191 | | | | | | |
| | F | LAND & IMPROVEMENTS | T | 1 | FARMLAND | | 27,320 |
| | R | | T | 103 | RESIDENTIAL LAND & IMPROVEMENTS | | 121,500 |
| | | | | | | Taxable Total: | 148,820 |
| | R | | E | 901 | RURAL RESIDENCE EXEMPTION (RAP) | | 49,600 |
| | | | | | 100% Alberta School Foundation Fund | Totals: | 198,420 |
| 1501000 | NE-26-27-19-4 | 154.79 Acres | | | | | |
| 1501010 | F | LAND | T | 1 | FARMLAND | Taxable Total: | 32,240 |
| | | | | | 100% Alberta School Foundation Fund | | |
| | 9012475 1 NE-26-27-19-4 | 5.05 Acres | | | | | |
| | 274074 RGE RD 191 | | | | | | |
| | F | LAND & IMPROVEMENTS | T | 1 | FARMLAND | | 470 |
| | R | | T | 103 | RESIDENTIAL LAND & IMPROVEMENTS | | 400,430 |
| | | | | | | Taxable Total: | 400,900 |
| | R | | E | 901 | RURAL RESIDENCE EXEMPTION (RAP) | | 470 |
| | R | | E | 903 | FARM BUILDING EXEMPT | | 46,200 |
| | | | | | 100% Alberta School Foundation Fund | Exempt Total: | 46,670 |
| | | | | | | Totals: | 447,570 |
| 1502000 | NW-26-27-19-4 | 160.16 Acres | | | | | |
| 1503000 | F | LAND | T | 1 | FARMLAND | Taxable Total: | 28,730 |
| | | | | | 100% Alberta School Foundation Fund | | |
| | SE-26-27-19-4 | 159.50 Acres | | | | | |



2020 Assessment Roll (Valuation Date 1-July, 2020) 2021 Taxation Year, Wheatland County

Assessment Year: 2020
Tax Year: 2021

| Roll | Legal Address | | | | | | Total |
|---------|-------------------------|---------------------|---|-----|-------------------------------------|----------------|---------|
| | F | LAND | T | 1 | FARMLAND | Taxable Total: | 32,760 |
| | | | | | 100% Alberta School Foundation Fund | | |
| 1504000 | SW-26-27-19-4 | 157.31 Acres | | | | | |
| | F | LAND | T | 1 | FARMLAND | Taxable Total: | 32,640 |
| | | | | | 100% Alberta School Foundation Fund | | |
| 1505000 | NE-27-27-19-4 | 158.02 Acres | | | | | |
| | F | LAND | T | 1 | FARMLAND | Taxable Total: | 32,020 |
| | | | | | 100% Alberta School Foundation Fund | | |
| 1506000 | NW-27-27-19-4 | 160.00 Acres | | | | | |
| | F | LAND | T | 1 | FARMLAND | Taxable Total: | 35,980 |
| | | | | | 100% Alberta School Foundation Fund | | |
| 1507000 | SE-27-27-19-4 | 159.99 Acres | | | | | |
| | F | LAND | T | 1 | FARMLAND | Taxable Total: | 31,860 |
| | | | | | 100% Alberta School Foundation Fund | | |
| 1508000 | SW-27-27-19-4 | 148.90 Acres | | | | | |
| | F | LAND | T | 1 | FARMLAND | Taxable Total: | 28,910 |
| | | | | | 100% Alberta School Foundation Fund | | |
| 1508010 | 9011440 L SW-27-27-19-4 | 11.10 Acres | | | | | |
| | | 274027 RGE RD 193 | | | | | |
| | F | LAND & IMPROVEMENTS | T | 1 | FARMLAND | | 1,330 |
| | R | | T | 103 | RESIDENTIAL LAND & IMPROVEMENTS | | 221,140 |
| | | | | | Taxable Total: | | 222,470 |
| | R | | E | 901 | RURAL RESIDENCE EXEMPTION (RAP) | | 61,540 |
| | R | | E | 903 | FARM BUILDING EXEMPT | | 3,180 |
| | | | | | 100% Alberta School Foundation Fund | Exempt Total: | 64,720 |
| | | | | | Totals: | | 287,190 |
| 1509000 | NE-28-27-19-4 | 161.00 Acres | | | | | |
| | F | LAND | T | 1 | FARMLAND | Taxable Total: | 35,190 |
| | | | | | 100% Alberta School Foundation Fund | | |



2020 Assessment Roll (Valuation Date 1-July, 2020) 2021 Taxation Year, Wheatland County

Assessment Year: 2020
Tax Year: 2021

| Roll | Legal Address | | | | | | Total |
|---------|-----------------------|--------------------------|---------------------------------------|--|----------------|--|---------|
| 1510000 | NW-28-27-19-4 | 154.01 Acres | | | | | |
| | F LAND | | T 1 FARMLAND | | Taxable Total: | | 35,290 |
| | | | 100% Alberta School Foundation Fund | | | | |
| 1511000 | SE-28-27-19-4 | 161.00 Acres | | | | | |
| | F LAND | | T 1 FARMLAND | | Taxable Total: | | 32,060 |
| | | | 100% Alberta School Foundation Fund | | | | |
| 1512000 | SW-28-27-19-4 | 153.64 Acres | | | | | |
| | F LAND | | T 1 FARMLAND | | Taxable Total: | | 29,840 |
| | | | 100% Alberta School Foundation Fund | | | | |
| 1513000 | NE-29-27-19-4 | 160.00 Acres | | | | | |
| | F LAND | | T 1 FARMLAND | | Taxable Total: | | 21,630 |
| | | | 100% Alberta School Foundation Fund | | | | |
| 1514000 | NW-29-27-19-4 | 160.00 Acres | | | | | |
| | F LAND | | T 1 FARMLAND | | Taxable Total: | | 35,450 |
| | | | 100% The Golden Hills Reg. Div. 15 | | | | |
| 1515000 | SE-29-27-19-4 | 160.00 Acres | | | | | |
| | F LAND | | T 1 FARMLAND | | Taxable Total: | | 13,740 |
| | | | 100% The Golden Hills Reg. Div. 15 | | | | |
| 1516000 | SW-29-27-19-4 | 159.09 Acres | | | | | |
| | 274021 RGE RD 195 | | | | | | |
| | F LAND & IMPROVEMENTS | | T 1 FARMLAND | | | | 34,190 |
| | R | | T 103 RESIDENTIAL LAND & IMPROVEMENTS | | | | 649,460 |
| | | | Taxable Total: | | | | 683,650 |
| | R | | E 901 RURAL RESIDENCE EXEMPTION (RAP) | | | | 61,540 |
| | | | 100% The Golden Hills Reg. Div. 15 | | | | |
| | | | Totals: | | | | 745,190 |
| 1516500 | 2776BM OT | SW-29-27-19-4 0.91 Acres | | | | | |
| | | | SW corner | | | | |
| | NR LAND | | E 155 WHEATLAND COUNTY EXEMPT | | Exempt Total: | | 3,510 |
| | | | 100% Alberta School Foundation Fund | | | | |



2020 Assessment Roll (Valuation Date 1-July, 2020) 2021 Taxation Year, Wheatland County

Assessment Year: 2020
Tax Year: 2021

| Roll | Legal Address | | | | | | Total |
|---------|-------------------------|--------------|-------------------------------------|--|----------------|--|--------|
| 1518000 | NE-30-27-19-4 | 161.00 Acres | | | | | |
| | F LAND | | T 1 FARMLAND | | Taxable Total: | | 34,940 |
| | | | 100% The Golden Hills Reg. Div. 15 | | | | |
| 1519000 | NW-30-27-19-4 | 161.00 Acres | | | | | |
| | F LAND | | T 1 FARMLAND | | Taxable Total: | | 34,760 |
| | | | 100% Alberta School Foundation Fund | | | | |
| 1520000 | SE-30-27-19-4 | 161.00 Acres | | | | | |
| | F LAND | | T 1 FARMLAND | | Taxable Total: | | 34,030 |
| | | | 100% Alberta School Foundation Fund | | | | |
| 1521000 | SW-30-27-19-4 | 160.77 Acres | | | | | |
| | F LAND | | T 1 FARMLAND | | Taxable Total: | | 34,580 |
| | | | 100% Alberta School Foundation Fund | | | | |
| 1522000 | 4904BM OT SW-30-27-19-4 | 0.23 Acres | ROAD ALLOWANCE | | | | |
| | NR LAND | | E 155 WHEATLAND COUNTY EXEMPT | | Exempt Total: | | 3,510 |
| | | | 100% Alberta School Foundation Fund | | | | |
| 1523000 | NE-31-27-19-4 | 161.00 Acres | | | | | |
| | F LAND | | T 1 FARMLAND | | Taxable Total: | | 33,050 |
| | | | 100% The Golden Hills Reg. Div. 15 | | | | |
| 1524000 | NW-31-27-19-4 | 161.00 Acres | | | | | |
| | F LAND | | T 1 FARMLAND | | Taxable Total: | | 31,760 |
| | | | 100% The Golden Hills Reg. Div. 15 | | | | |
| 1525000 | SE-31-27-19-4 | 161.00 Acres | | | | | |
| | F LAND | | T 1 FARMLAND | | Taxable Total: | | 35,260 |
| | | | 100% Alberta School Foundation Fund | | | | |
| 1526000 | SW-31-27-19-4 | 161.00 Acres | | | | | |
| | F LAND | | T 1 FARMLAND | | Taxable Total: | | 34,790 |



2020 Assessment Roll (Valuation Date 1-July, 2020) 2021 Taxation Year, Wheatland County

Assessment Year: 2020
Tax Year: 2021

| Roll | Legal Address | | | | | | Total |
|---------|------------------------------------|--------------|-------------------------------------|---------------------------------|---------------|----------------|---------|
| 1527000 | NE-32-27-19-4 275050 HWY 56 | 161.00 Acres | 100% Alberta School Foundation Fund | | | | |
| | F LAND & IMPROVEMENTS | | T 1 | FARMLAND | | 20,410 | |
| | R | | T 103 | RESIDENTIAL LAND & IMPROVEMENTS | | 266,330 | |
| | | | Taxable Total: | | | | 286,740 |
| | R | | E 901 | RURAL RESIDENCE EXEMPTION (RAP) | | 30,770 | |
| | R | | E 903 | FARM BUILDING EXEMPT | | 48,400 | |
| | | | 100% Alberta School Foundation Fund | | Exempt Total: | 79,170 | |
| | | | Totals: | | | | 365,910 |
| 1528000 | NW-32-27-19-4 | 161.00 Acres | | | | | |
| | F LAND | | T 1 | FARMLAND | | Taxable Total: | 33,040 |
| | | | 100% Alberta School Foundation Fund | | | | |
| 1529000 | SE-32-27-19-4 | 161.00 Acres | | | | | |
| | F LAND | | T 1 | FARMLAND | | Taxable Total: | 23,880 |
| | | | 100% Alberta School Foundation Fund | | | | |
| 1530000 | SW-32-27-19-4 275027 RGE RD 195 | 161.00 Acres | | | | | |
| | F LAND & IMPROVEMENTS | | T 1 | FARMLAND | | 34,600 | |
| | R | | T 103 | RESIDENTIAL LAND & IMPROVEMENTS | | 334,260 | |
| | | | Taxable Total: | | | | 368,860 |
| | R | | E 901 | RURAL RESIDENCE EXEMPTION (RAP) | | 67,640 | |
| | | | 100% Alberta School Foundation Fund | | Totals: | 436,500 | |
| 1531000 | NE-33-27-19-4 | 158.93 Acres | | | | | |
| | F LAND | | T 1 | FARMLAND | | Taxable Total: | 30,140 |
| | | | 100% Alberta School Foundation Fund | | | | |
| 1532000 | NW-33-27-19-4 | 153.09 Acres | | | | | |
| | F LAND | | T 1 | FARMLAND | | Taxable Total: | 32,170 |
| | | | 100% Alberta School Foundation Fund | | | | |
| 1533000 | SE-33-27-19-4 | 159.97 Acres | | | | | |
| | F LAND | | T 1 | FARMLAND | | Taxable Total: | 30,450 |



2020 Assessment Roll (Valuation Date 1-July, 2020) 2021 Taxation Year, Wheatland County

Assessment Year: 2020
Tax Year: 2021

| Roll | Legal Address | | | | | | Total |
|---------|----------------------------|---------------------|-------------------------------------|-----|---------------------------------|----------------|----------------|
| 1534000 | SW-33-27-19-4 154.17 Acres | | 100% Alberta School Foundation Fund | | | | |
| | F | LAND | T | 1 | FARMLAND | Taxable Total: | 32,500 |
| 1535000 | NE-34-27-19-4 161.00 Acres | | 100% Alberta School Foundation Fund | | | | |
| | F | LAND | T | 1 | FARMLAND | Taxable Total: | 34,440 |
| 1536000 | NW-34-27-19-4 161.00 Acres | | 100% Alberta School Foundation Fund | | | | |
| | F | LAND | T | 1 | FARMLAND | Taxable Total: | 33,010 |
| 1537000 | SE-34-27-19-4 161.00 Acres | | 100% Alberta School Foundation Fund | | | | |
| | F | LAND | T | 1 | FARMLAND | Taxable Total: | 32,600 |
| 1538000 | SW-34-27-19-4 161.00 Acres | | 100% Alberta School Foundation Fund | | | | |
| | F | LAND | T | 1 | FARMLAND | Taxable Total: | 34,350 |
| 1539000 | NE-35-27-19-4 161.00 Acres | | 100% Alberta School Foundation Fund | | | | |
| | F | LAND | T | 1 | FARMLAND | Taxable Total: | 33,670 |
| 1540000 | NW-35-27-19-4 161.00 Acres | | 100% Alberta School Foundation Fund | | | | |
| | F | LAND & IMPROVEMENTS | T | 1 | FARMLAND | | 33,270 |
| | R | | T | 103 | RESIDENTIAL LAND & IMPROVEMENTS | | 73,500 |
| | R | | E | 901 | RURAL RESIDENCE EXEMPTION (RAP) | Taxable Total: | 106,770 |
| | | | 100% The Golden Hills Reg. Div. 15 | | | | 14,900 |
| | | | Totals: | | | | 121,670 |
| 1541000 | SE-35-27-19-4 161.00 Acres | | | | | | |
| | F | LAND | T | 1 | FARMLAND | Taxable Total: | 32,280 |



2020 Assessment Roll (Valuation Date 1-July, 2020) 2021 Taxation Year, Wheatland County

Assessment Year: 2020
Tax Year: 2021

| Roll | Legal Address | | | | | | Total |
|---------|-----------------------|--------------|---------------------------------------|--|----------------|--|---------|
| 1542000 | SW-35-27-19-4 | 160.72 Acres | 100% The Golden Hills Reg. Div. 15 | | | | |
| | F LAND | | T 1 FARMLAND | | Taxable Total: | | 32,210 |
| | | | 100% The Golden Hills Reg. Div. 15 | | | | |
| 1543000 | NE-36-27-19-4 | 161.00 Acres | | | | | |
| | F LAND | | T 1 FARMLAND | | Taxable Total: | | 36,010 |
| | | | 100% Alberta School Foundation Fund | | | | |
| 1544000 | NW-36-27-19-4 | 161.00 Acres | | | | | |
| | 275047 RGE RD 191 | | | | | | |
| | F LAND & IMPROVEMENTS | | T 1 FARMLAND | | | | 32,670 |
| | R | | T 103 RESIDENTIAL LAND & IMPROVEMENTS | | | | 444,260 |
| | | | Taxable Total: | | | | 476,930 |
| | R | | E 901 RURAL RESIDENCE EXEMPTION (RAP) | | | | 61,540 |
| | R | | E 903 FARM BUILDING EXEMPT | | | | 22,180 |
| | | | 100% Alberta School Foundation Fund | | | | |
| | | | Exempt Total: | | | | 83,720 |
| | | | Totals: | | | | 560,650 |
| 1545000 | SE-36-27-19-4 | 161.00 Acres | | | | | |
| | F LAND | | T 1 FARMLAND | | Taxable Total: | | 29,910 |
| | | | 100% Alberta School Foundation Fund | | | | |
| 1546000 | SW-36-27-19-4 | 161.00 Acres | | | | | |
| | F LAND | | T 1 FARMLAND | | Taxable Total: | | 33,290 |
| | | | 100% Alberta School Foundation Fund | | | | |
| 1557100 | NE-1-28-19-4 | 161.00 Acres | | | | | |
| | F LAND | | T 1 FARMLAND | | Taxable Total: | | 17,760 |
| | | | 100% Alberta School Foundation Fund | | | | |
| 1557200 | NW-1-28-19-4 | 161.00 Acres | | | | | |
| | F LAND | | T 1 FARMLAND | | Taxable Total: | | 20,250 |
| | | | 100% Alberta School Foundation Fund | | | | |
| 1557300 | SE-1-28-19-4 | 161.00 Acres | | | | | |



2020 Assessment Roll (Valuation Date 1-July, 2020) 2021 Taxation Year, Wheatland County

Assessment Year: 2020
Tax Year: 2021

| Roll | Legal Address | | | | | Total |
|---------|-----------------------------------|---------------------|---|-----|-------------------------------------|------------------------|
| | F | LAND | T | 1 | FARMLAND | Taxable Total: 32,670 |
| 1557400 | SW-1-28-19-4 | 157.76 Acres | | | 100% Alberta School Foundation Fund | |
| | F | LAND | T | 1 | FARMLAND | Taxable Total: 36,410 |
| 1557500 | 8811488 1 SW-1-28-19-4 3.24 Acres | | | | 100% Alberta School Foundation Fund | |
| | | 190080 TWP RD 280 | | | | SOUTHWEST CORNER |
| | R | LAND & IMPROVEMENTS | T | 103 | RESIDENTIAL LAND & IMPROVEMENTS | Taxable Total: 159,000 |
| 1558000 | NE-2-28-19-4 | 160.00 Acres | | | 100% Alberta School Foundation Fund | |
| | F | LAND | T | 1 | FARMLAND | Taxable Total: 31,350 |
| 1559000 | NW-2-28-19-4 | 160.00 Acres | | | 100% Alberta School Foundation Fund | |
| | F | LAND | T | 1 | FARMLAND | Taxable Total: 36,670 |
| 1560000 | SE-2-28-19-4 | 160.00 Acres | | | 100% Alberta School Foundation Fund | |
| | F | LAND | T | 1 | FARMLAND | Taxable Total: 34,530 |
| 1561000 | SW-2-28-19-4 | 160.00 Acres | | | 100% Alberta School Foundation Fund | |
| | | 191056 TWP RD 280 | | | | |
| | F | LAND & IMPROVEMENTS | T | 1 | FARMLAND | 35,550 |
| | R | | T | 103 | RESIDENTIAL LAND & IMPROVEMENTS | 237,120 |
| | | | | | Taxable Total: | 272,670 |
| | R | | E | 901 | RURAL RESIDENCE EXEMPTION (RAP) | 70,080 |
| | R | | E | 903 | FARM BUILDING EXEMPT | 59,780 |
| | | | | | 100% Alberta School Foundation Fund | Exempt Total: 129,860 |
| | | | | | Totals: | 402,530 |
| 1562000 | NE-3-28-19-4 | 161.00 Acres | | | | |
| | F | LAND | T | 1 | FARMLAND | Taxable Total: 35,020 |
| | | | | | 100% The Golden Hills Reg. Div. 15 | |



2020 Assessment Roll (Valuation Date 1-July, 2020) 2021 Taxation Year, Wheatland County

Assessment Year: 2020
Tax Year: 2021

| Roll | Legal Address | | | | | | Total |
|---------|-----------------------|--------------|----------------|---------------------------------|--|----------------|---------|
| 1563000 | NW-3-28-19-4 | 161.00 Acres | | | | | |
| | 280043 RGE RD 193 | | | | | | |
| | F LAND & IMPROVEMENTS | | T 1 | FARMLAND | | | 35,060 |
| | R | | T 103 | RESIDENTIAL LAND & IMPROVEMENTS | | | 206,260 |
| | | | Taxable Total: | | | | 241,320 |
| | R | | E 901 | RURAL RESIDENCE EXEMPTION (RAP) | | | 61,540 |
| | R | | E 903 | FARM BUILDING EXEMPT | | | 65,870 |
| | | | 100% | The Golden Hills Reg. Div. 15 | | Exempt Total: | 127,410 |
| | | | Totals: | | | | 368,730 |
| 1564000 | SE-3-28-19-4 | 161.00 Acres | | | | | |
| | F LAND | | T 1 | FARMLAND | | Taxable Total: | 35,400 |
| | | | 100% | The Golden Hills Reg. Div. 15 | | | |
| 1565000 | SW-3-28-19-4 | 159.66 Acres | | | | | |
| | F LAND | | T 1 | FARMLAND | | Taxable Total: | 35,790 |
| | | | 100% | The Golden Hills Reg. Div. 15 | | | |
| 1566000 | NE-4-28-19-4 | 155.99 Acres | | | | | |
| | F LAND | | T 1 | FARMLAND | | Taxable Total: | 35,040 |
| | | | 100% | The Golden Hills Reg. Div. 15 | | | |
| 1567000 | NW-4-28-19-4 | 152.23 Acres | | | | | |
| | F LAND | | T 1 | FARMLAND | | Taxable Total: | 33,810 |
| | | | 100% | Alberta School Foundation Fund | | | |
| 1568000 | SE-4-28-19-4 | 160.00 Acres | | | | | |
| | F LAND | | T 1 | FARMLAND | | Taxable Total: | 34,760 |
| | | | 100% | Alberta School Foundation Fund | | | |
| 1569000 | SW-4-28-19-4 | 154.12 Acres | | | | | |
| | F LAND | | T 1 | FARMLAND | | Taxable Total: | 34,350 |
| | | | 100% | Alberta School Foundation Fund | | | |
| 1570000 | NE-5-28-19-4 | 155.21 Acres | | | | | |
| | F LAND | | T 1 | FARMLAND | | Taxable Total: | 27,190 |



2020 Assessment Roll (Valuation Date 1-July, 2020) 2021 Taxation Year, Wheatland County

Assessment Year: 2020
Tax Year: 2021

| Roll | Legal Address | | | | | | Total |
|---------|-------------------------------|--------------|--|--------------------------------------|----------------|--|---------|
| | | | 100% Alberta School Foundation Fund | | | | |
| 1571000 | NW-5-28-19-4 | 160.00 Acres | | | | | |
| | F LAND | | T 1 | FARMLAND | Taxable Total: | | 21,150 |
| | | | 100% Alberta School Foundation Fund | | | | |
| 1572000 | SE-5-28-19-4 | 79.83 Acres | North Half | | | | |
| | F LAND | | T 1 | FARMLAND | Taxable Total: | | 15,010 |
| | | | 100% Alberta School Foundation Fund | | | | |
| 1572010 | SE-5-28-19-4 280012 HWY 56 | 79.89 Acres | SOUTH 1/2 Manufactures Attachments For Graders | | | | |
| | F LAND & IMPROVEMENTS | | T 1 | FARMLAND | | | 10,430 |
| | R | | T 103 | RESIDENTIAL LAND & IMPROVEMENTS | | | 633,240 |
| | NR | | T 105 | NON-RESEIDENTIAL LAND & IMPROVEMENTS | | | 14,670 |
| | | | Taxable Total: | | | | 658,340 |
| | R | | E 901 | RURAL RESIDENCE EXEMPTION (RAP) | | | 10,430 |
| | R | | E 903 | FARM BUILDING EXEMPT | | | 60,160 |
| | | | 100% Alberta School Foundation Fund | | | | |
| | | | Exempt Total: | | | | 70,590 |
| | | | Totals: | | | | 728,930 |
| 1573000 | SW-5-28-19-4 | 160.00 Acres | | | | | |
| | F LAND | | T 1 | FARMLAND | Taxable Total: | | 29,560 |
| | | | 100% Alberta School Foundation Fund | | | | |
| 1573100 | NE-6-28-19-4 | 152.05 Acres | | | | | |
| | F LAND | | T 1 | FARMLAND | Taxable Total: | | 26,750 |
| | | | 100% Alberta School Foundation Fund | | | | |
| 1573200 | NW-6-28-19-4 | 119.89 Acres | LSD 1 TO 10 & 15 & 16 | | | | |
| | F LAND | | T 1 | FARMLAND | Taxable Total: | | 14,930 |
| | | | 100% Alberta School Foundation Fund | | | | |
| 1573300 | NW-6-28-19-4 | 34.39 Acres | LSD 13 | | | | |
| | F LAND & IMPROVEMENTS | | T 1 | FARMLAND | | | 1,000 |
| | R | | E 903 | FARM BUILDING EXEMPT | | | 11,490 |
| | | | Totals: | | | | 12,490 |



2020 Assessment Roll (Valuation Date 1-July, 2020) 2021 Taxation Year, Wheatland County

Assessment Year: 2020
Tax Year: 2021

| Roll | Legal Address | 100% Alberta School Foundation Fund | Total |
|---------|---|---|---------|
| 1573400 | 2100DU NW-6-28-19-4 0.02 Acres | NORTHWEST CORNER | |
| | NR LAND | T 105 NON-RESEIDENTIAL LAND & IMPROVEMENTS 100% Alberta School Foundation Fund | 6,340 |
| 1573500 | NW-6-28-19-4 1.47 Acres | STREAM DIVERSION NORTHWEST CRN | |
| | NR LAND | T 105 NON-RESEIDENTIAL LAND & IMPROVEMENTS 100% Alberta School Foundation Fund | 5,010 |
| 1573600 | SE-6-28-19-4 146.30 Acres | | |
| | F LAND | T 1 FARMLAND 100% Alberta School Foundation Fund | 26,630 |
| 1573605 | 9312017 1 SE-6-28-19-4 9.54 Acres 280014 RGE RD 195A | WEST CENTRAL WEST OF ROAD Frontier Market Antiques & Collectibles | |
| | F LAND & IMPROVEMENTS | T 1 FARMLAND | 430 |
| | R | T 103 RESIDENTIAL LAND & IMPROVEMENTS | 170,250 |
| | NR | T 105 NON-RESEIDENTIAL LAND & IMPROVEMENTS | 37,090 |
| | | Taxable Total: | 207,770 |
| | R | E 901 RURAL RESIDENCE EXEMPTION (RAP) 100% Alberta School Foundation Fund | 430 |
| | | Totals: | 208,200 |
| 1573700 | SW-6-28-19-4 160.00 Acres | | |
| | F LAND | T 1 FARMLAND 100% Alberta School Foundation Fund | 32,220 |
| 1574000 | NE-9-28-19-4 160.00 Acres 281048 RGE RD 193 | | |
| | F LAND & IMPROVEMENTS | T 1 FARMLAND | 32,770 |
| | R | T 103 RESIDENTIAL LAND & IMPROVEMENTS | 130,200 |
| | | Taxable Total: | 162,970 |
| | R | E 901 RURAL RESIDENCE EXEMPTION (RAP) 100% Alberta School Foundation Fund | 55,900 |
| | | Totals: | 218,870 |
| 1575000 | NW-9-28-19-4 157.31 Acres | | |
| | F LAND | T 1 FARMLAND 100% Alberta School Foundation Fund | 33,340 |



2020 Assessment Roll (Valuation Date 1-July, 2020) 2021 Taxation Year, Wheatland County

Assessment Year: 2020
Tax Year: 2021

| Roll | Legal Address | | | | | | Total |
|---------|---------------|---------------------|-----------|-----|-------------------------------------|----------------|---------|
| 1576000 | SE-9-28-19-4 | 160.00 Acres | | | | | |
| | F | LAND | T | 1 | FARMLAND | Taxable Total: | 34,400 |
| | | | | | 100% Alberta School Foundation Fund | | |
| 1577000 | SW-9-28-19-4 | 157.23 Acres | | | | | |
| | F | LAND | T | 1 | FARMLAND | Taxable Total: | 32,560 |
| | | | | | 100% Alberta School Foundation Fund | | |
| 1578000 | NE-10-28-19-4 | 81.00 Acres | WEST HALF | | | | |
| | F | LAND | T | 1 | FARMLAND | Taxable Total: | 9,920 |
| | | | | | 100% Alberta School Foundation Fund | | |
| 1578010 | NE-10-28-19-4 | 80.00 Acres | EAST HALF | | | | |
| | F | LAND | T | 1 | FARMLAND | Taxable Total: | 2,800 |
| | | | | | 100% Alberta School Foundation Fund | | |
| 1579000 | NW-10-28-19-4 | 159.50 Acres | | | | | |
| | F | LAND | T | 1 | FARMLAND | Taxable Total: | 32,260 |
| | | | | | 100% Alberta School Foundation Fund | | |
| 1580000 | SE-10-28-19-4 | 156.99 Acres | | | | | |
| | | 192004 TWP RD 281 | | | | | |
| | F | LAND & IMPROVEMENTS | T | 1 | FARMLAND | | 25,110 |
| | R | | T | 103 | RESIDENTIAL LAND & IMPROVEMENTS | | 112,020 |
| | | | | | | Taxable Total: | 137,130 |
| | R | | E | 901 | RURAL RESIDENCE EXEMPTION (RAP) | | 59,580 |
| | | | | | 100% The Golden Hills Reg. Div. 15 | Totals: | 196,710 |
| 1581000 | SW-10-28-19-4 | 156.99 Acres | | | | | |
| | | 281037 RGE RD 193 | | | | | |
| | F | LAND & IMPROVEMENTS | T | 1 | FARMLAND | | 34,470 |
| | R | | T | 103 | RESIDENTIAL LAND & IMPROVEMENTS | | 427,840 |
| | | | | | | Taxable Total: | 462,310 |
| | R | | E | 901 | RURAL RESIDENCE EXEMPTION (RAP) | | 720 |
| | R | | E | 903 | FARM BUILDING EXEMPT | | 31,240 |
| | | | | | | Exempt Total: | 31,960 |
| | | | | | | Totals: | 494,270 |



2020 Assessment Roll (Valuation Date 1-July, 2020) 2021 Taxation Year, Wheatland County

Assessment Year: 2020
Tax Year: 2021

| Roll | Legal Address | | 100% Alberta School Foundation Fund | | | Total |
|---------|------------------------------------|---------------------|-------------------------------------|-----|-------------------------------------|------------------------|
| 1581100 | NE-11-28-19-4 | 86.50 Acres | SOUTH OF RIVER | | | |
| | F | LAND | T | 1 | FARMLAND | Taxable Total: 2,260 |
| | | | | | 100% Alberta School Foundation Fund | |
| 1581200 | NW-11-28-19-4 | 113.80 Acres | LSD 11 & 12, Ptn. LSD 14 | | | |
| | F | LAND | T | 1 | FARMLAND | Taxable Total: 4,780 |
| | | | | | 100% Alberta School Foundation Fund | |
| 1581300 | NW-11-28-19-4 | 40.10 Acres | LSD 13 | | | |
| | NR | LAND | E | 155 | WHEATLAND COUNTY EXEMPT | Exempt Total: 26,840 |
| | | | | | 100% Alberta School Foundation Fund | |
| 1581400 | SE-11-28-19-4 | 80.00 Acres | EAST HALF | | | |
| | F | LAND | T | 1 | FARMLAND | Taxable Total: 2,960 |
| | | | | | 100% Alberta School Foundation Fund | |
| 1581410 | SE-11-28-19-4 | 80.00 Acres | WEST HALF | | | |
| | F | LAND | T | 1 | FARMLAND | Taxable Total: 13,010 |
| | | | | | 100% Alberta School Foundation Fund | |
| 1581500 | SW-11-28-19-4 | 157.39 Acres | | | | |
| | F | LAND | T | 1 | FARMLAND | Taxable Total: 27,980 |
| | | | | | 100% Alberta School Foundation Fund | |
| 1581510 | SW-11-28-19-4 191084 TWP RD 281 | 2.61 Acres | SOUTHWEST CORNER | | | |
| | R | LAND & IMPROVEMENTS | T | 103 | RESIDENTIAL LAND & IMPROVEMENTS | Taxable Total: 429,300 |
| | | | | | 100% Alberta School Foundation Fund | |
| 1581600 | NW-12-28-19-4 | 14.80 Acres | SOUTH OF RIVER | | | |
| | F | LAND | T | 1 | FARMLAND | Taxable Total: 260 |
| | | | | | 100% Alberta School Foundation Fund | |
| 1581700 | SE-12-28-19-4 | 95.80 Acres | SOUTHWEST OF RIVER | | | |
| | F | LAND | T | 1 | FARMLAND | Taxable Total: 2,590 |



2020 Assessment Roll (Valuation Date 1-July, 2020) 2021 Taxation Year, Wheatland County

Assessment Year: 2020
Tax Year: 2021

| Roll | Legal Address | | | | | Total |
|---------|----------------------------|--------------|---------------------------------------|----------------|--|---------|
| | | | 100% Alberta School Foundation Fund | | | |
| 1581800 | SW-12-28-19-4 | 157.10 Acres | SOUTHWEST OF RIVER | | | |
| | F LAND | | T 1 FARMLAND | Taxable Total: | | 6,830 |
| | | | 100% Alberta School Foundation Fund | | | |
| 1581900 | SW-14-28-19-4 | 15.90 Acres | SOUTHWEST OF RIVER | | | |
| | NR LAND | | E 155 WHEATLAND COUNTY EXEMPT | Exempt Total: | | 11,350 |
| | | | 100% Alberta School Foundation Fund | | | |
| 1582000 | NE-20-21-20-4 | 9.15 Acres | NORTH OF RAILWAY | | | |
| | NR LAND | | E 150 CROWN LAND & IMPR. EXEMPT | Exempt Total: | | 67,650 |
| | | | 100% Alberta School Foundation Fund | | | |
| 1583000 | NW-20-21-20-4 | 5.60 Acres | NORTH OF RAILWAY | | | |
| | NR LAND | | E 150 CROWN LAND & IMPR. EXEMPT | Exempt Total: | | 55,730 |
| | | | 100% Alberta School Foundation Fund | | | |
| 1584000 | NE-25-21-20-4 | 40.63 Acres | NORTH OF RAILWAY | | | |
| | F LAND | | T 1 FARMLAND | Taxable Total: | | 2,620 |
| | | | 100% Alberta School Foundation Fund | | | |
| 1584010 | NE-25-21-20-4 | 1.19 Acres | | | | |
| | R LAND | | T 104 RESIDENTIAL VACANT LAND | Taxable Total: | | 34,200 |
| | | | 100% Alberta School Foundation Fund | | | |
| 1585000 | NW-25-21-20-4 | 31.30 Acres | NORTH OF RAILWAY | | | |
| | F LAND | | T 1 FARMLAND | Taxable Total: | | 5,830 |
| | | | 100% Alberta School Foundation Fund | | | |
| 1585010 | 4811N A 1-10 NW-25-21-20-4 | 0.78 Acres | CROWFOOT | | | |
| | 200045A TWP RD 215 | | | | | |
| | R LAND & IMPROVEMENTS | | T 103 RESIDENTIAL LAND & IMPROVEMENTS | Taxable Total: | | 125,300 |
| | | | 100% The Golden Hills Reg. Div. 15 | | | |
| 1585020 | 4811N A 11 N -25-21-20-4 | 2.89 Acres | CROWFOOT | | | |



2020 Assessment Roll (Valuation Date 1-July, 2020) 2021 Taxation Year, Wheatland County

Assessment Year: 2020
Tax Year: 2021

| Roll | Legal Address | | | | | Total |
|---------|--|-------|---------------------------------|-------------------------------|--|---------|
| | R LAND | T 104 | RESIDENTIAL VACANT LAND | Taxable Total: | | 23,100 |
| | | 100% | Alberta School Foundation Fund | | | |
| 1585030 | 4811N B 1-10 N -25-21-20-4 33,800 Sq. Feet 200045B TWP RD 215 | | | CROWFOOT | | |
| | R LAND & IMPROVEMENTS | T 103 | RESIDENTIAL LAND & IMPROVEMENTS | Taxable Total: | | 75,300 |
| | | 100% | Alberta School Foundation Fund | | | |
| 1585040 | 4811N B 3-7 N -25-21-20-4 16,900 Sq. Feet | | | CONSOLIDATE 2021 TO R#1585030 | | |
| | R LAND | T 104 | RESIDENTIAL VACANT LAND | Taxable Total: | | 17,000 |
| | | 100% | Alberta School Foundation Fund | | | |
| 1585050 | 4811N B 8 N -25-21-20-4 3,380 Sq. Feet | | | CONSOLIDATE 2021 TO R#1585030 | | |
| | R LAND & IMPROVEMENTS | T 103 | RESIDENTIAL LAND & IMPROVEMENTS | Taxable Total: | | 9,600 |
| | | 100% | Alberta School Foundation Fund | | | |
| 1585060 | 4811N B 9,10 N -25-21-20-4 6,760 Sq. Feet | | | CONSOLIDATE 2021 TO R#1585030 | | |
| | R LAND | T 104 | RESIDENTIAL VACANT LAND | Taxable Total: | | 9,600 |
| | | 100% | Alberta School Foundation Fund | | | |
| 1585070 | 4811N B 11-14 N -25-21-20-4 2.89 Acres | | | CROWFOOT | | |
| | R LAND | T 104 | RESIDENTIAL VACANT LAND | Taxable Total: | | 23,100 |
| | | 100% | Alberta School Foundation Fund | | | |
| 1585100 | 4811N C 1-9 NW-25-21-20-4 0.70 Acres | | | CROWFOOT | | |
| | NR LAND | E 155 | WHEATLAND COUNTY EXEMPT | Exempt Total: | | 2,510 |
| | | 100% | Alberta School Foundation Fund | | | |
| 1585110 | 4811N C 10 NW-25-21-20-4 3,380 Sq. Feet | | | CROWFOOT | | |
| | NR LAND | E 155 | WHEATLAND COUNTY EXEMPT | Exempt Total: | | 650 |
| | | 100% | Alberta School Foundation Fund | | | |
| 1585120 | 4811N C 45 N -25-21-20-4 1.34 Acres 200057 TWP RD 215 | | | CROWFOOT | | |
| | R LAND & IMPROVEMENTS | T 103 | RESIDENTIAL LAND & IMPROVEMENTS | Taxable Total: | | 136,600 |
| | | 100% | Alberta School Foundation Fund | | | |



2020 Assessment Roll (Valuation Date 1-July, 2020) 2021 Taxation Year, Wheatland County

Assessment Year: 2020
Tax Year: 2021

| Roll | Legal Address | | | | | Total |
|---------|---------------|---------------|--------------|-------|---|-----------------------|
| 1585130 | 4811N C 46-48 | N -25-21-20-4 | 1.34 Acres | | CROWFOOT | |
| | R | LAND | | T 104 | RESIDENTIAL VACANT LAND 100% Alberta School Foundation Fund | Taxable Total: 17,600 |
| 1585140 | RY11 | NW-25-21-20-4 | 16.02 Acres | | Crowfoot Station Grounds Crowfoot Station Grounds | |
| | NR | LAND | | G 174 | FEDERAL GIL NON-RESIDENTIAL Grant-In-Lieu Total: 100% Alberta School Foundation Fund | 82,300 |
| 1586000 | NE-26-21-20-4 | | 65.66 Acres | | NORTH OF RAILWAY | |
| | F | LAND | | T 1 | FARMLAND 100% Alberta School Foundation Fund | Taxable Total: 13,540 |
| 1587000 | NW-26-21-20-4 | | 74.87 Acres | | NORTH OF RAILWAY | |
| | F | LAND | | T 1 | FARMLAND 100% Alberta School Foundation Fund | Taxable Total: 15,570 |
| 1588000 | NE-27-21-20-4 | | 85.86 Acres | | NORTH OF RAILWAY | |
| | F | LAND | | T 1 | FARMLAND 100% Alberta School Foundation Fund | Taxable Total: 18,300 |
| 1589000 | NW-27-21-20-4 | | 96.86 Acres | | NORTH OF RAILWAY | |
| | F | LAND | | T 1 | FARMLAND 100% Alberta School Foundation Fund | Taxable Total: 20,500 |
| 1590000 | NE-28-21-20-4 | | 124.31 Acres | | NORTH OF RAILWAY | |
| | F | LAND | | T 1 | FARMLAND 100% Alberta School Foundation Fund | Taxable Total: 26,850 |
| 1591000 | NW-28-21-20-4 | | 157.88 Acres | | | |
| | F | LAND | | T 1 | FARMLAND 100% Alberta School Foundation Fund | Taxable Total: 29,630 |
| 1592000 | RY11 OT | NW-28-21-20-4 | 2.12 Acres | | SE CORNER LSD 12 BALLAST PIT | |
| | NR | LAND | | E 154 | PROVINCIAL EXEMPT | Exempt Total: 40,800 |



2020 Assessment Roll (Valuation Date 1-July, 2020) 2021 Taxation Year, Wheatland County

Assessment Year: 2020
Tax Year: 2021

| Roll | Legal Address | | | | | | Total |
|---------|-----------------------|--------------|-------------------------------------|--------------------------------------|--|------------------|---------|
| | | | 100% Alberta School Foundation Fund | | | | |
| 1594000 | SW-28-21-20-4 | 56.07 Acres | NE OF RAILWAY Crowfoot Gravel Pit | | | | |
| | F LAND & IMPROVEMENTS | | T 1 | FARMLAND | | | 4,100 |
| | NR | | T 105 | NON-RESEIDENTIAL LAND & IMPROVEMENTS | | | 175,030 |
| | | | 100% Alberta School Foundation Fund | | | | |
| | | | Taxable Total: | | | | 179,130 |
| 1595000 | NE-29-21-20-4 | 160.00 Acres | | | | | |
| | F LAND | | T 1 | FARMLAND | | Taxable Total: | 25,320 |
| | | | 100% Alberta School Foundation Fund | | | | |
| 1596000 | NW-29-21-20-4 | 156.80 Acres | | | | | |
| | F LAND | | T 1 | FARMLAND | | Taxable Total: | 18,450 |
| | | | 100% Alberta School Foundation Fund | | | | |
| 1597000 | SE-29-21-20-4 | 60.00 Acres | | | | | |
| | NR LAND | | X 170 | PROV GIL NON. RES (MUNI LEVY) | | Mun. Only Total: | 151,400 |
| | | | 100% Alberta School Foundation Fund | | | | |
| 1597500 | S -29-21-20-4 | 254.15 Acres | Caretaker Permit#1063, see file | | | | |
| | F LAND | | T 1 | FARMLAND | | Taxable Total: | 14,250 |
| | | | 100% Alberta School Foundation Fund | | | | |
| 1598000 | SW-29-21-20-4 | 5.00 Acres | | | | | |
| | NR LAND | | X 170 | PROV GIL NON. RES (MUNI LEVY) | | Mun. Only Total: | 16,800 |
| | | | 100% Alberta School Foundation Fund | | | | |
| 1599000 | NE-30-21-20-4 | 160.00 Acres | | | | | |
| | F LAND | | T 1 | FARMLAND | | Taxable Total: | 11,570 |
| | | | 100% Alberta School Foundation Fund | | | | |
| 1600000 | NW-30-21-20-4 | 80.00 Acres | South Half | | | | |
| | F LAND | | T 1 | FARMLAND | | Taxable Total: | 15,340 |
| | | | 100% Alberta School Foundation Fund | | | | |



2020 Assessment Roll (Valuation Date 1-July, 2020) 2021 Taxation Year, Wheatland County

Assessment Year: 2020
Tax Year: 2021

| Roll | Legal Address | | | | | | Total |
|---------|------------------------|---------------------|-----------------------------|-----|-------------------------------------|----------------|-----------|
| 1600010 | NW-30-21-20-4 | 80.00 Acres | THE NORTH HALF | | | | |
| | F | LAND | T | 1 | FARMLAND | Taxable Total: | 4,590 |
| | | | | | 100% Alberta School Foundation Fund | | |
| 1601000 | SE-30-21-20-4 | 158.09 Acres | Mitchell Aggregate | | | | |
| | | 214033 RGE RD 210 | | | | | |
| | F | LAND & IMPROVEMENTS | T | 1 | FARMLAND | | 23,370 |
| | R | | T | 103 | RESIDENTIAL LAND & IMPROVEMENTS | | 167,190 |
| | NR | | T | 105 | NON-RESEDENTIAL LAND & IMPROVEMENTS | | 143,910 |
| | | | | | Taxable Total: | | 334,470 |
| | R | | E | 901 | RURAL RESIDENCE EXEMPTION (RAP) | | 53,410 |
| | R | | E | 903 | FARM BUILDING EXEMPT | | 247,360 |
| | | | | | 100% Alberta School Foundation Fund | Exempt Total: | 300,770 |
| | | | | | | Totals: | 635,240 |
| 1602000 | SW-30-21-20-4 | 143.44 Acres | | | | | |
| | F | LAND | T | 1 | FARMLAND | Taxable Total: | 30,040 |
| | | | | | 100% Alberta School Foundation Fund | | |
| 1603000 | NE-31-21-20-4 | 145.70 Acres | | | | | |
| | | 205025 TWP RD 220 | | | | | |
| | F | LAND & IMPROVEMENTS | T | 1 | FARMLAND | | 23,290 |
| | R | | T | 103 | RESIDENTIAL LAND & IMPROVEMENTS | | 840,990 |
| | | | | | Taxable Total: | | 864,280 |
| | R | | E | 901 | RURAL RESIDENCE EXEMPTION (RAP) | | 92,310 |
| | R | | E | 903 | FARM BUILDING EXEMPT | | 108,610 |
| | | | | | 100% Alberta School Foundation Fund | Exempt Total: | 200,920 |
| | | | | | | Totals: | 1,065,200 |
| 1603010 | NE-31-21-20-4 | 0.25 Acres | N.E. CORNER | | | | |
| | NR | LAND | E | 154 | PROVINCIAL EXEMPT | Exempt Total: | 170 |
| | | | | | 100% Alberta School Foundation Fund | | |
| 1605000 | 8546FB A NW-31-21-20-4 | 118.90 Acres | S. OF HIGHWAY & W. OF CREEK | | | | |
| | | 205063 TWP RD 220 | | | | | |
| | F | LAND & IMPROVEMENTS | T | 1 | FARMLAND | | 8,040 |
| | R | | T | 103 | RESIDENTIAL LAND & IMPROVEMENTS | | 217,960 |
| | | | | | Taxable Total: | | 226,000 |
| | R | | E | 901 | RURAL RESIDENCE EXEMPTION (RAP) | | 19,040 |



2020 Assessment Roll (Valuation Date 1-July, 2020) 2021 Taxation Year, Wheatland County

Assessment Year: 2020
Tax Year: 2021

| Roll | Legal Address | | | | | | Total |
|---------|--------------------------|--------------|-------------------------------------|--------------------------------------|------------------------------|--|---------|
| | | | 100% Alberta School Foundation Fund | | Totals: | | 245,040 |
| 1606000 | NW-31-21-20-4 | 28.95 Acres | | | EAST OF CREEK | | |
| | F LAND | | T 1 | FARMLAND | Taxable Total: | | 3,950 |
| | | | 100% Alberta School Foundation Fund | | | | |
| 1607000 | SE-31-21-20-4 | 158.30 Acres | | | | | |
| | 215004 RGE RD 205 | | | | | | |
| | F LAND & IMPROVEMENTS | | T 1 | FARMLAND | | | 18,030 |
| | R | | T 103 | RESIDENTIAL LAND & IMPROVEMENTS | | | 286,240 |
| | | | | | Taxable Total: | | 304,270 |
| | R | | E 901 | RURAL RESIDENCE EXEMPTION (RAP) | | | 22,860 |
| | | | 100% Alberta School Foundation Fund | | Totals: | | 327,130 |
| 1609000 | SW-31-21-20-4 | 135.65 Acres | | | WEST OF CREEK & 1605FE PAR:C | | |
| | F LAND | | T 1 | FARMLAND | | | 6,410 |
| | NR | | T 105 | NON-RESEIDENTIAL LAND & IMPROVEMENTS | | | 57,070 |
| | | | 100% Alberta School Foundation Fund | | Taxable Total: | | 63,480 |
| 1610000 | 1605FE B,D SW-31-21-20-4 | 26.05 Acres | | | EAST OF CREEK | | |
| | F LAND | | T 1 | FARMLAND | Taxable Total: | | 4,830 |
| | | | 100% Alberta School Foundation Fund | | | | |
| 1612000 | NE-32-21-20-4 | 150.02 Acres | | | | | |
| | F LAND | | T 1 | FARMLAND | Taxable Total: | | 28,580 |
| | | | 100% Alberta School Foundation Fund | | | | |
| 1613000 | NW-32-21-20-4 | 150.18 Acres | | | | | |
| | F LAND | | T 1 | FARMLAND | Taxable Total: | | 30,290 |
| | | | 100% Alberta School Foundation Fund | | | | |
| 1614000 | SE-32-21-20-4 | 160.00 Acres | | | | | |
| | F LAND | | T 1 | FARMLAND | Taxable Total: | | 30,260 |
| | | | 100% Alberta School Foundation Fund | | | | |
| 1615000 | SW-32-21-20-4 | 160.00 Acres | | | | | |
| | F LAND | | T 1 | FARMLAND | Taxable Total: | | 31,970 |



2020 Assessment Roll (Valuation Date 1-July, 2020) 2021 Taxation Year, Wheatland County

Assessment Year: 2020
Tax Year: 2021

| Roll | Legal Address | | | | | | | Total |
|-------------------------------------|-------------------------------------|---------------------|--------------|-----|-------------------------------------|----------------|---------|---------|
| 1616000 | NE-33-21-20-4 203001 HWY 1 | | 147.98 Acres | | 100% Alberta School Foundation Fund | | | |
| | F | LAND & IMPROVEMENTS | T | 1 | FARMLAND | | | 30,040 |
| | R | | T | 103 | RESIDENTIAL LAND & IMPROVEMENTS | | | 134,560 |
| | Taxable Total: | | | | | | 164,600 | |
| | R | | E | 901 | RURAL RESIDENCE EXEMPTION (RAP) | | | 61,540 |
| | R | | E | 903 | FARM BUILDING EXEMPT | | | 18,150 |
| | 100% Alberta School Foundation Fund | | | | | | 79,690 | |
| | Totals: | | | | | | 244,290 | |
| 1617000 | NW-33-21-20-4 | | 150.19 Acres | | | | | |
| | F | LAND | T | 1 | FARMLAND | Taxable Total: | | 29,570 |
| 100% Alberta School Foundation Fund | | | | | | | | |
| 1618000 | SE-33-21-20-4 | | 160.00 Acres | | | | | |
| | F | LAND | T | 1 | FARMLAND | Taxable Total: | | 32,550 |
| 100% Alberta School Foundation Fund | | | | | | | | |
| 1619000 | SW-33-21-20-4 | | 160.00 Acres | | | | | |
| | F | LAND | T | 1 | FARMLAND | Taxable Total: | | 32,020 |
| 100% Alberta School Foundation Fund | | | | | | | | |
| 1620000 | NE-34-21-20-4 | | 150.22 Acres | | | | | |
| | F | LAND | T | 1 | FARMLAND | Taxable Total: | | 31,070 |
| 100% Alberta School Foundation Fund | | | | | | | | |
| 1621000 | NW-34-21-20-4 | | 150.28 Acres | | | | | |
| | F | LAND | T | 1 | FARMLAND | Taxable Total: | | 30,480 |
| 100% Alberta School Foundation Fund | | | | | | | | |
| 1622000 | SE-34-21-20-4 215018 RGE RD 202 | | 160.00 Acres | | | | | |
| | F | LAND & IMPROVEMENTS | T | 1 | FARMLAND | | | 35,140 |
| | R | | T | 103 | RESIDENTIAL LAND & IMPROVEMENTS | | | 182,660 |
| Taxable Total: | | | | | | 217,800 | | |
| | R | | E | 901 | RURAL RESIDENCE EXEMPTION (RAP) | | | 61,540 |



2020 Assessment Roll (Valuation Date 1-July, 2020) 2021 Taxation Year, Wheatland County

Assessment Year: 2020
Tax Year: 2021

| Roll | Legal Address | | | | | | Total |
|---------|---------------|---------------------|---|------|---------------------------------|----------------|---------|
| | R | | E | 903 | FARM BUILDING EXEMPT | | 90,630 |
| | | | | 100% | Alberta School Foundation Fund | Exempt Total: | 152,170 |
| | | | | | | Totals: | 369,970 |
| 1623000 | SW-34-21-20-4 | 160.00 Acres | | | | | |
| | F | LAND | T | 1 | FARMLAND | Taxable Total: | 32,410 |
| | | | | 100% | Alberta School Foundation Fund | | |
| 1624000 | NE-35-21-20-4 | 150.33 Acres | | | | | |
| | F | LAND | T | 1 | FARMLAND | Taxable Total: | 33,350 |
| | | | | 100% | Alberta School Foundation Fund | | |
| 1625000 | NW-35-21-20-4 | 150.25 Acres | | | | | |
| | F | LAND | T | 1 | FARMLAND | Taxable Total: | 32,480 |
| | | | | 100% | Alberta School Foundation Fund | | |
| 1626000 | SE-35-21-20-4 | 160.00 Acres | | | | | |
| | | 214084 RGE RD 201 | | | | | |
| | F | LAND & IMPROVEMENTS | T | 1 | FARMLAND | | 34,470 |
| | R | | T | 103 | RESIDENTIAL LAND & IMPROVEMENTS | | 282,110 |
| | | | | | | Taxable Total: | 316,580 |
| | R | | E | 901 | RURAL RESIDENCE EXEMPTION (RAP) | | 61,540 |
| | R | | E | 903 | FARM BUILDING EXEMPT | | 17,950 |
| | | | | 100% | Alberta School Foundation Fund | Exempt Total: | 79,490 |
| | | | | | | Totals: | 396,070 |
| 1627000 | SW-35-21-20-4 | 120.00 Acres | | | | | |
| | | | | | | | |
| | F | LAND | T | 1 | FARMLAND | Taxable Total: | 26,730 |
| | | | | 100% | Alberta School Foundation Fund | | |
| 1628000 | SW-35-21-20-4 | 40.00 Acres | | | | | |
| | | | | | | | |
| | F | LAND | T | 1 | FARMLAND | Taxable Total: | 5,710 |
| | | | | 100% | Alberta School Foundation Fund | | |
| 1629000 | NE-36-21-20-4 | 150.34 Acres | | | | | |
| | | | | | | | |
| | F | LAND | T | 1 | FARMLAND | Taxable Total: | 32,290 |
| | | | | 100% | Alberta School Foundation Fund | | |



2020 Assessment Roll (Valuation Date 1-July, 2020) 2021 Taxation Year, Wheatland County

Assessment Year: 2020
Tax Year: 2021

| Roll | Legal Address | Total |
|---------|---|-------------|
| 1630000 | NW-36-21-20-4 150.35 Acres | |
| | F LAND T 1 FARMLAND Taxable Total: 33,570 100% Alberta School Foundation Fund | |
| 1631000 | SE-36-21-20-4 160.00 Acres | |
| | F LAND T 1 FARMLAND Taxable Total: 36,920 100% Alberta School Foundation Fund | |
| 1632000 | SW-36-21-20-4 160.00 Acres | |
| | F LAND T 1 FARMLAND Taxable Total: 33,050 100% Alberta School Foundation Fund | |
| 1648000 | NE-1-22-20-4 160.00 Acres | |
| | F LAND T 1 FARMLAND Taxable Total: 30,920 100% Alberta School Foundation Fund | |
| 1650000 | NW-1-22-20-4 156.54 Acres | |
| | F LAND T 1 FARMLAND Taxable Total: 33,850 100% Alberta School Foundation Fund | |
| 1651000 | SE-1-22-20-4 156.01 Acres | |
| | F LAND T 1 FARMLAND Taxable Total: 32,140 100% Alberta School Foundation Fund | |
| 1652000 | SW-1-22-20-4 151.52 Acres | |
| | F LAND T 1 FARMLAND Taxable Total: 31,600 100% Alberta School Foundation Fund | |
| 1653000 | SW-1-22-20-4 1.49 Acres | S.W. CORNER |
| | NR LAND E 150 CROWN LAND & IMPR. EXEMPT Exempt Total: 36,360 100% Alberta School Foundation Fund | |
| 1654000 | NE-2-22-20-4 145.89 Acres | |
| | F LAND T 1 FARMLAND Taxable Total: 31,120 | |



2020 Assessment Roll (Valuation Date 1-July, 2020) 2021 Taxation Year, Wheatland County

Assessment Year: 2020
Tax Year: 2021

| Roll | Legal Address | | | | | | Total |
|---------|--------------------------------------|---------------------|-------------------------------------|-------------------------------------|---------------------------------|----------------|---------|
| 1654010 | 0812662 1 1 NE-2-22-20-4 12.11 Acres | | 100% Alberta School Foundation Fund | | | | |
| | 220070A HWY 56 | | NE CORNER | | | | |
| | F | LAND & IMPROVEMENTS | T | 1 | FARMLAND | | 560 |
| | R | | T | 103 | RESIDENTIAL LAND & IMPROVEMENTS | | 463,140 |
| | R | | E | 901 | RURAL RESIDENCE EXEMPTION (RAP) | Taxable Total: | 463,700 |
| | | | | 100% Alberta School Foundation Fund | Totals: | 560 | 464,260 |
| 1655000 | NW-2-22-20-4 160.00 Acres | | | | | | |
| | F | LAND | T | 1 | FARMLAND | Taxable Total: | 32,560 |
| 1656000 | SE-2-22-20-4 154.06 Acres | | | | | | |
| | F | LAND | T | 1 | FARMLAND | Taxable Total: | 32,440 |
| 1657000 | SW-2-22-20-4 156.01 Acres | | | | | | |
| | F | LAND | T | 1 | FARMLAND | Taxable Total: | 32,980 |
| 1658000 | NE-3-22-20-4 160.00 Acres | | | | | | |
| | F | LAND | T | 1 | FARMLAND | Taxable Total: | 31,490 |
| 1659000 | NW-3-22-20-4 160.00 Acres | | | | | | |
| | F | LAND | T | 1 | FARMLAND | Taxable Total: | 32,430 |
| 1660000 | SE-3-22-20-4 156.00 Acres | | | | | | |
| | F | LAND | T | 1 | FARMLAND | Taxable Total: | 33,340 |
| 1661000 | SW-3-22-20-4 156.00 Acres | | | | | | |
| | F | LAND | T | 1 | FARMLAND | Taxable Total: | 30,550 |



2020 Assessment Roll (Valuation Date 1-July, 2020) 2021 Taxation Year, Wheatland County

Assessment Year: 2020
Tax Year: 2021

| Roll | Legal Address | | | | | | Total |
|---------|-------------------------------------|---------------------|-------------------------------------|-----|---------------------------------|----------------|---------------------|
| | | | 100% Alberta School Foundation Fund | | | | |
| 1662000 | NE-4-22-20-4 | 160.00 Acres | | | | | |
| | F | LAND | T | 1 | FARMLAND | Taxable Total: | 32,120 |
| | | | 100% Alberta School Foundation Fund | | | | |
| 1663000 | NW-4-22-20-4 | 160.00 Acres | | | | | |
| | F | LAND | T | 1 | FARMLAND | Taxable Total: | 32,100 |
| | | | 100% Alberta School Foundation Fund | | | | |
| 1664000 | SE-4-22-20-4 | 148.10 Acres | | | | | |
| | F | LAND | T | 1 | FARMLAND | Taxable Total: | 31,250 |
| | | | 100% Alberta School Foundation Fund | | | | |
| 1664010 | 0710556 1 1 SE-4-22-20-4 6.72 Acres | | SW CORNER | | | | |
| | | 203044C HWY 1 | | | | | |
| | F | LAND & IMPROVEMENTS | T | 1 | FARMLAND | | 820 |
| | R | | T | 103 | RESIDENTIAL LAND & IMPROVEMENTS | | 263,080 |
| | | | Taxable Total: | | | | 263,900 |
| | R | | E | 901 | RURAL RESIDENCE EXEMPTION (RAP) | | 820 |
| | | | 100% Alberta School Foundation Fund | | | | Totals: 264,720 |
| 1665000 | SW-4-22-20-4 | 146.51 Acres | | | | | |
| | F | LAND | T | 1 | FARMLAND | Taxable Total: | 9,260 |
| | | | 100% Alberta School Foundation Fund | | | | |
| 1665010 | 2010712 1 1 SW-4-22-20-4 8.41 Acres | | Southeast CORNER | | | | |
| | | 203044A HWY 1 | | | | | |
| | F | LAND & IMPROVEMENTS | T | 1 | FARMLAND | | 340 |
| | R | | T | 103 | RESIDENTIAL LAND & IMPROVEMENTS | | 409,260 |
| | | | Taxable Total: | | | | 409,600 |
| | R | | E | 901 | RURAL RESIDENCE EXEMPTION (RAP) | | 340 |
| | R | | E | 903 | FARM BUILDING EXEMPT | | 5,260 |
| | | | 100% Alberta School Foundation Fund | | | | Exempt Total: 5,600 |
| | | | | | | | Totals: 415,200 |
| 1666000 | NE-5-22-20-4 | 160.00 Acres | | | | | |
| | F | LAND | T | 1 | FARMLAND | Taxable Total: | 30,850 |



2020 Assessment Roll (Valuation Date 1-July, 2020) 2021 Taxation Year, Wheatland County

Assessment Year: 2020
Tax Year: 2021

| Roll | Legal Address | | | | | | Total |
|---------|---------------|-------------------------|-------------------------------------|-----|--------------------------------------|----------------|---------|
| | | | 100% Alberta School Foundation Fund | | | | |
| 1667000 | NW-5-22-20-4 | 160.00 Acres | | | | | |
| | F | LAND | T | 1 | FARMLAND | Taxable Total: | 34,080 |
| | | | 100% Alberta School Foundation Fund | | | | |
| 1668000 | SE-5-22-20-4 | 145.86 Acres | | | | | |
| | F | LAND | T | 1 | FARMLAND | Taxable Total: | 30,590 |
| | | | 100% Alberta School Foundation Fund | | | | |
| 1669000 | SE-5-22-20-4 | 10.14 Acres | SOUTHEAST CORNER | | | | |
| | | 204002 HWY 1 | | | | | |
| | R | LAND & IMPROVEMENTS | T | 103 | RESIDENTIAL LAND & IMPROVEMENTS | Taxable Total: | 132,900 |
| | | | 100% Alberta School Foundation Fund | | | | |
| 1670000 | SW-5-22-20-4 | 156.00 Acres | | | | | |
| | F | LAND | T | 1 | FARMLAND | Taxable Total: | 32,140 |
| | | | 100% Alberta School Foundation Fund | | | | |
| 1671000 | NE-6-22-20-4 | 155.60 Acres | | | | | |
| | F | LAND | T | 1 | FARMLAND | Taxable Total: | 26,490 |
| | | | 100% Alberta School Foundation Fund | | | | |
| 1672000 | NW-6-22-20-4 | 160.00 Acres | | | | | |
| | F | LAND | T | 1 | FARMLAND | Taxable Total: | 15,500 |
| | | | 100% Alberta School Foundation Fund | | | | |
| 1673000 | SE-6-22-20-4 | 153.53 Acres | Farmers Market / Rogers Tower W2596 | | | | |
| | F | LAND & IMPROVEMENTS | T | 1 | FARMLAND | | 28,890 |
| | NR | | T | 105 | NON-RESEIDENTIAL LAND & IMPROVEMENTS | | 143,970 |
| | | | 100% Alberta School Foundation Fund | | | | |
| | | | Taxable Total: | | | | 172,860 |
| 1674000 | 454FF A | SE-6-22-20-4 0.85 Acres | | | | | |
| | R | LAND | T | 104 | RESIDENTIAL VACANT LAND | Taxable Total: | 14,500 |
| | | | 100% Alberta School Foundation Fund | | | | |



2020 Assessment Roll (Valuation Date 1-July, 2020) 2021 Taxation Year, Wheatland County

Assessment Year: 2020
Tax Year: 2021

| Roll | Legal Address | | | | | | Total |
|---------|---------------|-------------------------|---|-----|--------------------------------------|----------------|---|
| 1675000 | SW-6-22-20-4 | 156.00 Acres | | | | | |
| | F | LAND | T | 1 | FARMLAND | Taxable Total: | 17,530 |
| | | | | | 100% Alberta School Foundation Fund | | |
| 1676000 | NE-7-22-20-4 | 80.07 Acres | | | | | |
| | | 205043 TWP RD 221A | | | | | |
| | F | LAND & IMPROVEMENTS | T | 1 | FARMLAND | | 7,420 |
| | R | | T | 103 | RESIDENTIAL LAND & IMPROVEMENTS | | 982,570 |
| | NR | | T | 105 | NON-RESEIDENTIAL LAND & IMPROVEMENTS | | 834,140 |
| | | | | | | Taxable Total: | 1,824,130 |
| | NR | | E | 156 | SCHOOLS EXEMPT | | 58,020 |
| | R | | E | 901 | RURAL RESIDENCE EXEMPTION (RAP) | | 707,710 |
| | R | | E | 903 | FARM BUILDING EXEMPT | | 42,540 |
| | | | | | 100% Alberta School Foundation Fund | Exempt Total: | 808,270 |
| | | | | | | Totals: | 2,632,400 |
| 1677000 | NE-7-22-20-4 | 76.30 Acres | | | | | |
| | | | | | | | S.E. OF CREEK |
| | F | LAND | T | 1 | FARMLAND | Taxable Total: | 4,460 |
| | | | | | 100% Alberta School Foundation Fund | | |
| 1678000 | 4081JK C | NE-7-22-20-4 1.99 Acres | | | | | |
| | | | | | | | CENTRAL PORTION OF N.E. & Cluny Colony Cemetery |
| | NR | LAND | E | 159 | CEMETARY EXEMPT | Exempt Total: | 43,870 |
| | | | | | 100% Alberta School Foundation Fund | | |
| 1679000 | NW-7-22-20-4 | 156.11 Acres | | | | | |
| | F | LAND | T | 1 | FARMLAND | Taxable Total: | 7,910 |
| | | | | | 100% Alberta School Foundation Fund | | |
| 1681000 | SE-7-22-20-4 | 160.00 Acres | | | | | |
| | F | LAND | T | 1 | FARMLAND | Taxable Total: | 23,230 |
| | | | | | 100% Alberta School Foundation Fund | | |
| 1682000 | SW-7-22-20-4 | 157.09 Acres | | | | | |
| | F | LAND | T | 1 | FARMLAND | Taxable Total: | 9,040 |
| | | | | | 100% Alberta School Foundation Fund | | |



2020 Assessment Roll (Valuation Date 1-July, 2020) 2021 Taxation Year, Wheatland County

Assessment Year: 2020
Tax Year: 2021

| Roll | Legal Address | | | | Total |
|---------|---------------|--------------|-------------------------------------|----------------|--------|
| 1683000 | NE-8-22-20-4 | 160.00 Acres | | | |
| | F LAND | | T 1 FARMLAND | Taxable Total: | 31,340 |
| | | | 100% Alberta School Foundation Fund | | |
| 1684000 | NW-8-22-20-4 | 159.95 Acres | | | |
| | F LAND | | T 1 FARMLAND | Taxable Total: | 29,900 |
| | | | 100% Alberta School Foundation Fund | | |
| 1685000 | NW-8-22-20-4 | 0.50 Acres | | | |
| | NR LAND | | E 160 TAX RECOVERY EXEMPT | Exempt Total: | 2,200 |
| | | | 100% Alberta School Foundation Fund | | |
| 1686000 | SE-8-22-20-4 | 160.00 Acres | | | |
| | F LAND | | T 1 FARMLAND | Taxable Total: | 32,050 |
| | | | 100% Alberta School Foundation Fund | | |
| 1687000 | SW-8-22-20-4 | 160.00 Acres | | | |
| | F LAND | | T 1 FARMLAND | Taxable Total: | 31,890 |
| | | | 100% Alberta School Foundation Fund | | |
| 1688000 | NE-9-22-20-4 | 160.00 Acres | | | |
| | F LAND | | T 1 FARMLAND | Taxable Total: | 31,910 |
| | | | 100% Alberta School Foundation Fund | | |
| 1689000 | NW-9-22-20-4 | 80.00 Acres | | EAST HALF | |
| | F LAND | | T 1 FARMLAND | Taxable Total: | 15,880 |
| | | | 100% Alberta School Foundation Fund | | |
| 1690000 | NW-9-22-20-4 | 80.00 Acres | | WEST HALF | |
| | F LAND | | T 1 FARMLAND | Taxable Total: | 14,910 |
| | | | 100% Alberta School Foundation Fund | | |
| 1691000 | SE-9-22-20-4 | 160.00 Acres | | | |
| | F LAND | | T 1 FARMLAND | Taxable Total: | 30,040 |



2020 Assessment Roll (Valuation Date 1-July, 2020) 2021 Taxation Year, Wheatland County

Assessment Year: 2020
Tax Year: 2021

| Roll | Legal Address | | | | | | Total |
|---------|------------------------------------|---------------------|-------------------------------------|-----|---------------------------------|----------------|---------|
| | | | 100% Alberta School Foundation Fund | | | | |
| 1692000 | SW-9-22-20-4 | 80.00 Acres | EAST HALF | | | | |
| | F | LAND | T | 1 | FARMLAND | Taxable Total: | 15,810 |
| | | | 100% Alberta School Foundation Fund | | | | |
| 1693000 | SW-9-22-20-4 | 80.00 Acres | WEST HALF | | | | |
| | F | LAND | T | 1 | FARMLAND | Taxable Total: | 15,290 |
| | | | 100% Alberta School Foundation Fund | | | | |
| 1694000 | NE-10-22-20-4 | 160.00 Acres | | | | | |
| | F | LAND | T | 1 | FARMLAND | Taxable Total: | 28,260 |
| | | | 100% Alberta School Foundation Fund | | | | |
| 1695000 | NW-10-22-20-4 | 160.00 Acres | | | | | |
| | F | LAND | T | 1 | FARMLAND | Taxable Total: | 32,100 |
| | | | 100% Alberta School Foundation Fund | | | | |
| 1696000 | SE-10-22-20-4 | 160.00 Acres | | | | | |
| | F | LAND | T | 1 | FARMLAND | Taxable Total: | 27,100 |
| | | | 100% Alberta School Foundation Fund | | | | |
| 1697000 | SW-10-22-20-4 | 160.00 Acres | | | | | |
| | F | LAND | T | 1 | FARMLAND | Taxable Total: | 29,570 |
| | | | 100% Alberta School Foundation Fund | | | | |
| 1698000 | NE-11-22-20-4 | 150.81 Acres | | | | | |
| | F | LAND | T | 1 | FARMLAND | Taxable Total: | 29,400 |
| | | | 100% Alberta School Foundation Fund | | | | |
| 1698010 | 9511879 1 NE-11-22-20-4 7.19 Acres | | NORTH EAST CORNER | | | | |
| | 221066 HWY 56 | | | | | | |
| | F | LAND & IMPROVEMENTS | T | 1 | FARMLAND | | 250 |
| | R | | T | 103 | RESIDENTIAL LAND & IMPROVEMENTS | | 246,450 |
| | | | Taxable Total: | | | | 246,700 |
| | R | | E | 901 | RURAL RESIDENCE EXEMPTION (RAP) | | 250 |
| | R | | E | 903 | FARM BUILDING EXEMPT | | 9,300 |



2020 Assessment Roll (Valuation Date 1-July, 2020) 2021 Taxation Year, Wheatland County

Assessment Year: 2020
Tax Year: 2021

| Roll | Legal Address | | | | | Total |
|---------|---------------|--------------|-------------------------------------|----------------|--|---------|
| | | | 100% Alberta School Foundation Fund | Exempt Total: | | 9,550 |
| | | | | Totals: | | 256,250 |
| 1699000 | NW-11-22-20-4 | 160.00 Acres | | | | |
| | F LAND | | T 1 FARMLAND | Taxable Total: | | 29,550 |
| | | | 100% Alberta School Foundation Fund | | | |
| 1700000 | SE-11-22-20-4 | 158.00 Acres | | | | |
| | F LAND | | T 1 FARMLAND | Taxable Total: | | 32,240 |
| | | | 100% Alberta School Foundation Fund | | | |
| 1701000 | SW-11-22-20-4 | 160.00 Acres | | | | |
| | F LAND | | T 1 FARMLAND | Taxable Total: | | 30,460 |
| | | | 100% Alberta School Foundation Fund | | | |
| 1702000 | NE-12-22-20-4 | 160.00 Acres | | | | |
| | F LAND | | T 1 FARMLAND | Taxable Total: | | 32,560 |
| | | | 100% Alberta School Foundation Fund | | | |
| 1703000 | NW-12-22-20-4 | 155.63 Acres | | | | |
| | F LAND | | T 1 FARMLAND | Taxable Total: | | 29,930 |
| | | | 100% Alberta School Foundation Fund | | | |
| 1704000 | SE-12-22-20-4 | 160.00 Acres | | | | |
| | F LAND | | T 1 FARMLAND | Taxable Total: | | 29,950 |
| | | | 100% Alberta School Foundation Fund | | | |
| 1705000 | SW-12-22-20-4 | 156.00 Acres | | | | |
| | F LAND | | T 1 FARMLAND | Taxable Total: | | 30,850 |
| | | | 100% Alberta School Foundation Fund | | | |
| 1706000 | NE-13-22-20-4 | 160.00 Acres | | | | |
| | F LAND | | T 1 FARMLAND | Taxable Total: | | 34,530 |
| | | | 100% Alberta School Foundation Fund | | | |



2020 Assessment Roll (Valuation Date 1-July, 2020) 2021 Taxation Year, Wheatland County

Assessment Year: 2020
Tax Year: 2021

| Roll | Legal Address | | | | | | Total |
|---------|---------------|---------------------|---|-----|-------------------------------------|----------------|---------|
| 1707000 | NW-13-22-20-4 | 145.81 Acres | | | | | |
| | F | LAND | T | 1 | FARMLAND | Taxable Total: | 31,940 |
| | | | | | 100% Alberta School Foundation Fund | | |
| 1707010 | NW-13-22-20-4 | 12.14 Acres | | | | | |
| | | 222047 HWY 56 | | | | | |
| | F | LAND & IMPROVEMENTS | T | 1 | FARMLAND | | 550 |
| | R | | T | 103 | RESIDENTIAL LAND & IMPROVEMENTS | | 295,150 |
| | | | | | | Taxable Total: | 295,700 |
| | R | | E | 901 | RURAL RESIDENCE EXEMPTION (RAP) | | 550 |
| | | | | | 100% Alberta School Foundation Fund | Totals: | 296,250 |
| 1708000 | SE-13-22-20-4 | 160.00 Acres | | | | | |
| | F | LAND | T | 1 | FARMLAND | Taxable Total: | 32,820 |
| | | | | | 100% Alberta School Foundation Fund | | |
| 1709000 | SW-13-22-20-4 | 157.00 Acres | | | | | |
| | F | LAND | T | 1 | FARMLAND | Taxable Total: | 33,960 |
| | | | | | 100% Alberta School Foundation Fund | | |
| 1710000 | NE-14-22-20-4 | 156.59 Acres | | | | | |
| | F | LAND | T | 1 | FARMLAND | Taxable Total: | 33,610 |
| | | | | | 100% Alberta School Foundation Fund | | |
| 1711000 | NW-14-22-20-4 | 160.00 Acres | | | | | |
| | F | LAND | T | 1 | FARMLAND | Taxable Total: | 30,750 |
| | | | | | 100% Alberta School Foundation Fund | | |
| 1712000 | SE-14-22-20-4 | 157.02 Acres | | | | | |
| | F | LAND | T | 1 | FARMLAND | Taxable Total: | 29,690 |
| | | | | | 100% Alberta School Foundation Fund | | |
| 1713000 | SW-14-22-20-4 | 160.00 Acres | | | | | |
| | F | LAND | T | 1 | FARMLAND | Taxable Total: | 28,590 |
| | | | | | 100% Alberta School Foundation Fund | | |



2020 Assessment Roll (Valuation Date 1-July, 2020) 2021 Taxation Year, Wheatland County

Assessment Year: 2020
Tax Year: 2021

| Roll | Legal Address | | | | | | Total |
|---------|---------------|--------------|---|---|-------------------------------------|----------------|--------|
| 1714000 | NE-15-22-20-4 | 160.00 Acres | | | | | |
| | F | LAND | T | 1 | FARMLAND | Taxable Total: | 29,220 |
| | | | | | 100% Alberta School Foundation Fund | | |
| 1715000 | NW-15-22-20-4 | 160.00 Acres | | | | | |
| | F | LAND | T | 1 | FARMLAND | Taxable Total: | 29,100 |
| | | | | | 100% Alberta School Foundation Fund | | |
| 1716000 | SE-15-22-20-4 | 160.00 Acres | | | | | |
| | F | LAND | T | 1 | FARMLAND | Taxable Total: | 26,980 |
| | | | | | 100% Alberta School Foundation Fund | | |
| 1717000 | SW-15-22-20-4 | 160.00 Acres | | | | | |
| | F | LAND | T | 1 | FARMLAND | Taxable Total: | 29,030 |
| | | | | | 100% Alberta School Foundation Fund | | |
| 1718000 | NE-16-22-20-4 | 160.00 Acres | | | | | |
| | F | LAND | T | 1 | FARMLAND | Taxable Total: | 30,600 |
| | | | | | 100% Alberta School Foundation Fund | | |
| 1719000 | NW-16-22-20-4 | 160.00 Acres | | | | | |
| | F | LAND | T | 1 | FARMLAND | Taxable Total: | 24,650 |
| | | | | | 100% Alberta School Foundation Fund | | |
| 1720000 | SE-16-22-20-4 | 160.00 Acres | | | | | |
| | F | LAND | T | 1 | FARMLAND | Taxable Total: | 29,900 |
| | | | | | 100% Alberta School Foundation Fund | | |
| 1721000 | SW-16-22-20-4 | 160.00 Acres | | | | | |
| | F | LAND | T | 1 | FARMLAND | Taxable Total: | 30,690 |
| | | | | | 100% Alberta School Foundation Fund | | |
| 1722000 | NE-17-22-20-4 | 157.21 Acres | | | | | |
| | F | LAND | T | 1 | FARMLAND | Taxable Total: | 9,520 |



2020 Assessment Roll (Valuation Date 1-July, 2020) 2021 Taxation Year, Wheatland County

Assessment Year: 2020
Tax Year: 2021

| Roll | Legal Address | | | | | | Total |
|---------|---------------|--------------|-------------------------------------|--|----------------|--|--------|
| | | | 100% Alberta School Foundation Fund | | | | |
| 1723000 | NW-17-22-20-4 | 156.49 Acres | | | | | |
| | F LAND | | T 1 FARMLAND | | Taxable Total: | | 21,260 |
| | | | 100% Alberta School Foundation Fund | | | | |
| 1724000 | SE-17-22-20-4 | 160.00 Acres | | | | | |
| | F LAND | | T 1 FARMLAND | | Taxable Total: | | 23,710 |
| | | | 100% Alberta School Foundation Fund | | | | |
| 1725000 | SW-17-22-20-4 | 154.73 Acres | | | | | |
| | F LAND | | T 1 FARMLAND | | Taxable Total: | | 8,910 |
| | | | 100% Alberta School Foundation Fund | | | | |
| 1726000 | NE-18-22-20-4 | 160.00 Acres | | | | | |
| | F LAND | | T 1 FARMLAND | | Taxable Total: | | 28,500 |
| | | | 100% Alberta School Foundation Fund | | | | |
| 1727000 | NW-18-22-20-4 | 160.00 Acres | | | | | |
| | F LAND | | T 1 FARMLAND | | Taxable Total: | | 36,660 |
| | | | 100% Alberta School Foundation Fund | | | | |
| 1728000 | SE-18-22-20-4 | 157.83 Acres | | | | | |
| | F LAND | | T 1 FARMLAND | | Taxable Total: | | 17,740 |
| | | | 100% Alberta School Foundation Fund | | | | |
| 1729000 | SW-18-22-20-4 | 160.00 Acres | | | | | |
| | F LAND | | T 1 FARMLAND | | Taxable Total: | | 21,440 |
| | | | 100% Alberta School Foundation Fund | | | | |
| 1730000 | NE-19-22-20-4 | 160.00 Acres | | | | | |
| | F LAND | | T 1 FARMLAND | | Taxable Total: | | 34,260 |
| | | | 100% Alberta School Foundation Fund | | | | |
| 1731000 | NW-19-22-20-4 | 160.00 Acres | | | | | |



2020 Assessment Roll (Valuation Date 1-July, 2020) 2021 Taxation Year, Wheatland County

Assessment Year: 2020
Tax Year: 2021

| Roll | Legal Address | | | | | Taxable Total: | Total |
|---------|-------------------------|--------------|---|---|-------------------------------------|---|--------|
| | F | LAND | T | 1 | FARMLAND | | 28,270 |
| | | | | | 100% Alberta School Foundation Fund | | |
| 1732000 | SE-19-22-20-4 | 81.52 Acres | | | | WEST HALF | |
| | F | LAND | T | 1 | FARMLAND | Taxable Total: | 15,580 |
| | | | | | 100% Alberta School Foundation Fund | | |
| 1732010 | 9912765 1 SE-19-22-20-4 | 78.48 Acres | | | | EAST HALF Dynamic Swine Inc. Nursery Site | |
| | F | LAND | T | 1 | FARMLAND | Taxable Total: | 6,690 |
| | | | | | 100% Alberta School Foundation Fund | | |
| 1733000 | SW-19-22-20-4 | 160.00 Acres | | | | | |
| | F | LAND | T | 1 | FARMLAND | Taxable Total: | 31,390 |
| | | | | | 100% Alberta School Foundation Fund | | |
| 1734000 | NE-20-22-20-4 | 160.00 Acres | | | | | |
| | F | LAND | T | 1 | FARMLAND | Taxable Total: | 31,760 |
| | | | | | 100% Alberta School Foundation Fund | | |
| 1735000 | NW-20-22-20-4 | 160.00 Acres | | | | | |
| | F | LAND | T | 1 | FARMLAND | Taxable Total: | 29,890 |
| | | | | | 100% Alberta School Foundation Fund | | |
| 1736000 | SE-20-22-20-4 | 157.12 Acres | | | | | |
| | F | LAND | T | 1 | FARMLAND | Taxable Total: | 25,080 |
| | | | | | 100% Alberta School Foundation Fund | | |
| 1737000 | SW-20-22-20-4 | 160.00 Acres | | | | | |
| | F | LAND | T | 1 | FARMLAND | Taxable Total: | 32,890 |
| | | | | | 100% Alberta School Foundation Fund | | |
| 1738000 | NE-21-22-20-4 | 157.57 Acres | | | | | |
| | F | LAND | T | 1 | FARMLAND | Taxable Total: | 9,110 |
| | | | | | 100% Alberta School Foundation Fund | | |



2020 Assessment Roll (Valuation Date 1-July, 2020) 2021 Taxation Year, Wheatland County

Assessment Year: 2020
Tax Year: 2021

| Roll | Legal Address | | | | | | Total |
|---------|---------------|--------------|---|---|-------------------------------------|----------------|--------|
| 1739000 | NW-21-22-20-4 | 152.74 Acres | | | | | |
| | F | LAND | T | 1 | FARMLAND | Taxable Total: | 7,630 |
| | | | | | 100% Alberta School Foundation Fund | | |
| 1740000 | SE-21-22-20-4 | 160.00 Acres | | | | | |
| | F | LAND | T | 1 | FARMLAND | Taxable Total: | 27,080 |
| | | | | | 100% Alberta School Foundation Fund | | |
| 1741000 | SW-21-22-20-4 | 157.05 Acres | | | | | |
| | F | LAND | T | 1 | FARMLAND | Taxable Total: | 9,090 |
| | | | | | 100% Alberta School Foundation Fund | | |
| 1742000 | NE-22-22-20-4 | 160.00 Acres | | | | | |
| | F | LAND | T | 1 | FARMLAND | Taxable Total: | 33,670 |
| | | | | | 100% Alberta School Foundation Fund | | |
| 1743000 | NW-22-22-20-4 | 160.00 Acres | | | | | |
| | F | LAND | T | 1 | FARMLAND | Taxable Total: | 30,980 |
| | | | | | 100% Alberta School Foundation Fund | | |
| 1744000 | SE-22-22-20-4 | 160.00 Acres | | | | | |
| | F | LAND | T | 1 | FARMLAND | Taxable Total: | 29,600 |
| | | | | | 100% Alberta School Foundation Fund | | |
| 1745000 | SW-22-22-20-4 | 160.00 Acres | | | | | |
| | F | LAND | T | 1 | FARMLAND | Taxable Total: | 32,240 |
| | | | | | 100% Alberta School Foundation Fund | | |
| 1746000 | NE-23-22-20-4 | 156.56 Acres | | | | | |
| | F | LAND | T | 1 | FARMLAND | Taxable Total: | 35,940 |
| | | | | | 100% Alberta School Foundation Fund | | |
| 1747000 | NW-23-22-20-4 | 160.00 Acres | | | | | |
| | F | LAND | T | 1 | FARMLAND | Taxable Total: | 35,990 |



2020 Assessment Roll (Valuation Date 1-July, 2020) 2021 Taxation Year, Wheatland County

Assessment Year: 2020
Tax Year: 2021

| Roll | Legal Address | | | | | | Total |
|---------|--|---------------------|-------------------------------------|-----|---------------------------------|----------------|---------|
| 1748000 | SE-23-22-20-4 145.58 Acres | | 100% Alberta School Foundation Fund | | | | |
| | F | LAND | T | 1 | FARMLAND | Taxable Total: | 31,290 |
| 1748010 | 9412693 1 SE-23-22-20-4 10.88 Acres 223034 HWY 56 | | 100% Alberta School Foundation Fund | | | | |
| | R | LAND & IMPROVEMENTS | T | 103 | RESIDENTIAL LAND & IMPROVEMENTS | Taxable Total: | 257,000 |
| 1749000 | SW-23-22-20-4 160.00 Acres | | 100% Alberta School Foundation Fund | | | | |
| | F | LAND | T | 1 | FARMLAND | Taxable Total: | 34,400 |
| 1750000 | NE-24-22-20-4 160.00 Acres | | 100% Alberta School Foundation Fund | | | | |
| | F | LAND | T | 1 | FARMLAND | Taxable Total: | 32,670 |
| 1751000 | NW-24-22-20-4 157.50 Acres | | 100% Alberta School Foundation Fund | | | | |
| | F | LAND | T | 1 | FARMLAND | Taxable Total: | 33,310 |
| 1752000 | SE-24-22-20-4 160.00 Acres | | 100% Alberta School Foundation Fund | | | | |
| | F | LAND | T | 1 | FARMLAND | Taxable Total: | 32,550 |
| 1753000 | SW-24-22-20-4 157.60 Acres | | 100% Alberta School Foundation Fund | | | | |
| | F | LAND | T | 1 | FARMLAND | Taxable Total: | 33,390 |
| 1754000 | NE-25-22-20-4 160.00 Acres | | 100% Alberta School Foundation Fund | | | | |
| | F | LAND | T | 1 | FARMLAND | Taxable Total: | 24,010 |
| 1755000 | NW-25-22-20-4 157.13 Acres | | 100% Alberta School Foundation Fund | | | | |



2020 Assessment Roll (Valuation Date 1-July, 2020) 2021 Taxation Year, Wheatland County

Assessment Year: 2020
Tax Year: 2021

| Roll | Legal Address | | | | | Total |
|---------|-------------------------------------|---------------------|---|-----|-------------------------------------|-----------------------|
| | F | LAND | T | 1 | FARMLAND | Taxable Total: 22,480 |
| | | | | | 100% Alberta School Foundation Fund | |
| 1756000 | SE-25-22-20-4 | 160.00 Acres | | | | |
| | F | LAND | T | 1 | FARMLAND | Taxable Total: 31,930 |
| | | | | | 100% Alberta School Foundation Fund | |
| 1757000 | SW-25-22-20-4 | 157.36 Acres | | | | |
| | F | LAND | T | 1 | FARMLAND | Taxable Total: 22,820 |
| | | | | | 100% Alberta School Foundation Fund | |
| 1758000 | NE-26-22-20-4 | 156.94 Acres | | | | |
| | F | LAND | T | 1 | FARMLAND | Taxable Total: 34,300 |
| | | | | | 100% Alberta School Foundation Fund | |
| 1759000 | NW-26-22-20-4 | 160.00 Acres | | | | |
| | F | LAND | T | 1 | FARMLAND | Taxable Total: 36,550 |
| | | | | | 100% Alberta School Foundation Fund | |
| 1760000 | SE-26-22-20-4 | 146.71 Acres | | | | |
| | F | LAND | T | 1 | FARMLAND | Taxable Total: 34,340 |
| | | | | | 100% Alberta School Foundation Fund | |
| 1760010 | 0010776 1 SE-26-22-20-4 10.01 Acres | | | | | SOUTHEAST CORNER |
| | 223084 HWY 56 | | | | | |
| | F | LAND & IMPROVEMENTS | T | 1 | FARMLAND | 1,070 |
| | R | | T | 103 | RESIDENTIAL LAND & IMPROVEMENTS | 355,230 |
| | | | | | Taxable Total: | 356,300 |
| | R | | E | 901 | RURAL RESIDENCE EXEMPTION (RAP) | 1,070 |
| | R | | E | 903 | FARM BUILDING EXEMPT | 8,200 |
| | | | | | 100% Alberta School Foundation Fund | Exempt Total: 9,270 |
| | | | | | Totals: | 365,570 |
| 1761000 | SW-26-22-20-4 | 160.00 Acres | | | | |
| | F | LAND | T | 1 | FARMLAND | Taxable Total: 36,680 |
| | | | | | 100% Alberta School Foundation Fund | |



2020 Assessment Roll (Valuation Date 1-July, 2020) 2021 Taxation Year, Wheatland County

Assessment Year: 2020
Tax Year: 2021

| Roll | Legal Address | | | | Total |
|---------|-----------------------|--------------|--|----------------|-----------|
| 1762000 | NE-27-22-20-4 | 89.58 Acres | NORTH WEST OF CREEK | | |
| | F LAND | | T 1 FARMLAND | | 11,630 |
| | NR | | T 105 NON-RESEIDENTIAL LAND & IMPROVEMENTS | | 90,080 |
| | | | 100% Alberta School Foundation Fund | Taxable Total: | 101,710 |
| 1763000 | 53/12 NE-27-22-20-4 | 70.20 Acres | SOUTH EAST OF CREEK | | |
| | F LAND | | T 1 FARMLAND | Taxable Total: | 12,060 |
| | | | 100% Alberta School Foundation Fund | | |
| 1764000 | NW-27-22-20-4 | 155.34 Acres | | | |
| | F LAND | | T 1 FARMLAND | | 24,490 |
| | NR | | T 105 NON-RESEIDENTIAL LAND & IMPROVEMENTS | | 80,290 |
| | | | 100% Alberta School Foundation Fund | Taxable Total: | 104,780 |
| 1765000 | 53/12 SE-27-22-20-4 | 129.80 Acres | SOUTH EAST OF CREEK | | |
| | F LAND | | T 1 FARMLAND | Taxable Total: | 25,570 |
| | | | 100% Alberta School Foundation Fund | | |
| 1766000 | SE-27-22-20-4 | 30.20 Acres | N.W.OF CREEK, N.W. CORNER | | |
| | F LAND | | T 1 FARMLAND | Taxable Total: | 4,510 |
| | | | 100% Alberta School Foundation Fund | | |
| 1767000 | SW-27-22-20-4 | 120.81 Acres | NORTHWEST OF CREEK | | |
| | F LAND | | T 1 FARMLAND | Taxable Total: | 18,020 |
| | | | 100% Alberta School Foundation Fund | | |
| 1768000 | 53/12 SW-27-22-20-4 | 36.90 Acres | S.E. OF CREEK, S.E. CORNER | | |
| | F LAND | | T 1 FARMLAND | Taxable Total: | 2,970 |
| | | | 100% Alberta School Foundation Fund | | |
| 1769000 | NE-28-22-20-4 | 157.42 Acres | Green Acres Colony Plastic Recycle&Solar | | |
| | 224064 RGE RD 203 | | | | |
| | F LAND & IMPROVEMENTS | | T 1 FARMLAND | | 33,740 |
| | R | | T 103 RESIDENTIAL LAND & IMPROVEMENTS | | 3,122,450 |
| | NR | | T 105 NON-RESEIDENTIAL LAND & IMPROVEMENTS | | 2,840,700 |
| | | | | Taxable Total: | 5,996,890 |



2020 Assessment Roll (Valuation Date 1-July, 2020) 2021 Taxation Year, Wheatland County

Assessment Year: 2020
Tax Year: 2021

| Roll | Legal Address | | | | | Total |
|---------|---------------|---------------|------------|--|--------------------------------|----------------|
| | NR | E | 156 | SCHOOLS EXEMPT | | 343,420 |
| | R | E | 901 | RURAL RESIDENCE EXEMPTION (RAP) | | 769,250 |
| | R | E | 903 | FARM BUILDING EXEMPT | | 1,482,950 |
| | | | 100% | Alberta School Foundation Fund | Exempt Total: | 2,595,620 |
| | | | | | Totals: | 8,592,510 |
| 1769010 | 0312194 1 1 | NE-28-22-20-4 | 2.58 Acres | SW CORNER OF LSD 9 Green Acres Colony Cemetery | | |
| | NR | LAND | E | 159 | CEMETARY EXEMPT | 44,040 |
| | | | | 100% | Alberta School Foundation Fund | Exempt Total: |
| 1770000 | NW-28-22-20-4 | 160.00 Acres | | | | |
| | F | LAND | T | 1 | FARMLAND | 21,470 |
| | | | | 100% | Alberta School Foundation Fund | Taxable Total: |
| 1771000 | SE-28-22-20-4 | 154.12 Acres | | | | |
| | F | LAND | T | 1 | FARMLAND | 25,520 |
| | | | | 100% | Alberta School Foundation Fund | Taxable Total: |
| 1772000 | SW-28-22-20-4 | 156.85 Acres | | | | |
| | F | LAND | T | 1 | FARMLAND | 12,200 |
| | | | | 100% | Alberta School Foundation Fund | Taxable Total: |
| 1773000 | NE-29-22-20-4 | 160.00 Acres | | | | |
| | F | LAND | T | 1 | FARMLAND | 29,350 |
| | | | | 100% | Alberta School Foundation Fund | Taxable Total: |
| 1774000 | NW-29-22-20-4 | 160.00 Acres | | | | |
| | F | LAND | T | 1 | FARMLAND | 24,680 |
| | | | | 100% | Alberta School Foundation Fund | Taxable Total: |
| 1775000 | SE-29-22-20-4 | 160.00 Acres | | | | |
| | F | LAND | T | 1 | FARMLAND | 8,330 |
| | | | | 100% | Alberta School Foundation Fund | Taxable Total: |
| 1776000 | SW-29-22-20-4 | 160.00 Acres | | | | |
| | F | LAND | T | 1 | FARMLAND | 22,170 |
| | | | | | Taxable Total: | |



2020 Assessment Roll (Valuation Date 1-July, 2020) 2021 Taxation Year, Wheatland County

Assessment Year: 2020
Tax Year: 2021

| Roll | Legal Address | | | | | | Total |
|---------|-------------------------------------|---------------------|-------------------------------------|-----|---------------------------------|----------------|-----------------|
| 1777000 | NE-30-22-20-4 | 160.00 Acres | 100% Alberta School Foundation Fund | | | | |
| | F | LAND | T | 1 | FARMLAND | Taxable Total: | 27,410 |
| | 100% Alberta School Foundation Fund | | | | | | |
| 1778000 | NW-30-22-20-4 | 160.00 Acres | | | | | |
| | F | LAND | T | 1 | FARMLAND | Taxable Total: | 28,210 |
| | 100% Alberta School Foundation Fund | | | | | | |
| 1779000 | SE-30-22-20-4 | 160.00 Acres | | | | | |
| | F | LAND | T | 1 | FARMLAND | Taxable Total: | 34,520 |
| | 100% Alberta School Foundation Fund | | | | | | |
| 1780000 | SW-30-22-20-4 | 160.00 Acres | | | | | |
| | 224019 RGE RD 210 | | | | | | |
| | F | LAND & IMPROVEMENTS | T | 1 | FARMLAND | | 26,730 |
| | R | | T | 103 | RESIDENTIAL LAND & IMPROVEMENTS | | 184,860 |
| | | | Taxable Total: | | | | 211,590 |
| | R | | E | 901 | RURAL RESIDENCE EXEMPTION (RAP) | | 61,540 |
| | 100% Alberta School Foundation Fund | | | | | | Totals: 273,130 |
| 1781000 | NE-31-22-20-4 | 159.72 Acres | | | | | |
| | F | LAND | T | 1 | FARMLAND | Taxable Total: | 36,280 |
| | 100% Alberta School Foundation Fund | | | | | | |
| 1782000 | NW-31-22-20-4 | 159.92 Acres | | | | | |
| | F | LAND | T | 1 | FARMLAND | Taxable Total: | 35,940 |
| | 100% Alberta School Foundation Fund | | | | | | |
| 1783000 | SE-31-22-20-4 | 160.00 Acres | | | | | |
| | F | LAND | T | 1 | FARMLAND | Taxable Total: | 36,660 |
| | 100% Alberta School Foundation Fund | | | | | | |
| 1784000 | SW-31-22-20-4 | 160.00 Acres | | | | | |
| | F | LAND | T | 1 | FARMLAND | Taxable Total: | 35,610 |



2020 Assessment Roll (Valuation Date 1-July, 2020) 2021 Taxation Year, Wheatland County

Assessment Year: 2020
Tax Year: 2021

| Roll | Legal Address | | | | | | Total |
|---------|----------------------------|------|-------------------------------------|---|----------|----------------|--------|
| 1785000 | NE-32-22-20-4 159.96 Acres | | 100% Alberta School Foundation Fund | | | | |
| | F | LAND | T | 1 | FARMLAND | Taxable Total: | 8,330 |
| 1786000 | NW-32-22-20-4 159.76 Acres | | 100% Alberta School Foundation Fund | | | | |
| | F | LAND | T | 1 | FARMLAND | Taxable Total: | 9,240 |
| 1787000 | SE-32-22-20-4 160.00 Acres | | 100% Alberta School Foundation Fund | | | | |
| | F | LAND | T | 1 | FARMLAND | Taxable Total: | 29,640 |
| 1788000 | SW-32-22-20-4 160.00 Acres | | 100% Alberta School Foundation Fund | | | | |
| | F | LAND | T | 1 | FARMLAND | Taxable Total: | 33,080 |
| 1789000 | NE-33-22-20-4 159.98 Acres | | 100% Alberta School Foundation Fund | | | | |
| | F | LAND | T | 1 | FARMLAND | Taxable Total: | 8,880 |
| 1790000 | NW-33-22-20-4 160.03 Acres | | 100% Alberta School Foundation Fund | | | | |
| | F | LAND | T | 1 | FARMLAND | Taxable Total: | 8,340 |
| 1791000 | SE-33-22-20-4 160.00 Acres | | 100% Alberta School Foundation Fund | | | | |
| | F | LAND | T | 1 | FARMLAND | Taxable Total: | 31,750 |
| 1792000 | SW-33-22-20-4 160.00 Acres | | 100% Alberta School Foundation Fund | | | | |
| | F | LAND | T | 1 | FARMLAND | Taxable Total: | 31,850 |
| 1793000 | NE-34-22-20-4 149.08 Acres | | 100% Alberta School Foundation Fund | | | | |



2020 Assessment Roll (Valuation Date 1-July, 2020) 2021 Taxation Year, Wheatland County

Assessment Year: 2020
Tax Year: 2021

| Roll | Legal Address | | | | | Total |
|---------|---------------|--------------|---|---|-------------------------------------|--------|
| | F | LAND | T | 1 | FARMLAND | |
| | | | | | 100% Alberta School Foundation Fund | 8,820 |
| 1794000 | NW-34-22-20-4 | 160.12 Acres | | | | |
| | F | LAND | T | 1 | FARMLAND | |
| | | | | | 100% Alberta School Foundation Fund | 35,850 |
| 1795000 | SE-34-22-20-4 | 155.61 Acres | | | | |
| | F | LAND | T | 1 | FARMLAND | |
| | | | | | 100% Alberta School Foundation Fund | 10,050 |
| 1796000 | SW-34-22-20-4 | 160.00 Acres | | | | |
| | F | LAND | T | 1 | FARMLAND | |
| | | | | | 100% Alberta School Foundation Fund | 35,740 |
| 1797000 | NE-35-22-20-4 | 158.11 Acres | | | | |
| | F | LAND | T | 1 | FARMLAND | |
| | | | | | 100% Alberta School Foundation Fund | 37,270 |
| 1798000 | NW-35-22-20-4 | 160.28 Acres | | | | |
| | F | LAND | T | 1 | FARMLAND | |
| | | | | | 100% Alberta School Foundation Fund | 36,730 |
| 1799000 | SE-35-22-20-4 | 157.61 Acres | | | | |
| | F | LAND | T | 1 | FARMLAND | |
| | | | | | 100% Alberta School Foundation Fund | 32,750 |
| 1800000 | SW-35-22-20-4 | 160.00 Acres | | | | |
| | F | LAND | T | 1 | FARMLAND | |
| | | | | | 100% Alberta School Foundation Fund | 37,140 |
| 1801000 | NE-36-22-20-4 | 160.16 Acres | | | | |
| | F | LAND | T | 1 | FARMLAND | |
| | | | | | 100% Alberta School Foundation Fund | 34,350 |



2020 Assessment Roll (Valuation Date 1-July, 2020) 2021 Taxation Year, Wheatland County

Assessment Year: 2020
Tax Year: 2021

| Roll | Legal Address | | | | | Total |
|---------|--------------------------|--------------|-------------------------------------|----------------|--|--------|
| 1802000 | NW-36-22-20-4 | 151.80 Acres | SOUTH OF ROAD | | | |
| | F LAND | | T 1 FARMLAND | Taxable Total: | | 32,100 |
| | | | 100% Alberta School Foundation Fund | | | |
| 1802010 | NW-36-22-20-4 | 1.77 Acres | N.W.CORNER, N. OF ROAD | | | |
| | NR LAND | | E 150 CROWN LAND & IMPR. EXEMPT | Exempt Total: | | 38,330 |
| | | | 100% Alberta School Foundation Fund | | | |
| 1803000 | SE-36-22-20-4 | 160.00 Acres | | | | |
| | F LAND | | T 1 FARMLAND | Taxable Total: | | 21,830 |
| | | | 100% Alberta School Foundation Fund | | | |
| 1804000 | SW-36-22-20-4 | 156.44 Acres | | | | |
| | F LAND | | T 1 FARMLAND | Taxable Total: | | 17,240 |
| | | | 100% Alberta School Foundation Fund | | | |
| 1805000 | NE-1-23-20-4 | 158.00 Acres | | | | |
| | F LAND | | T 1 FARMLAND | Taxable Total: | | 34,550 |
| | | | 100% Alberta School Foundation Fund | | | |
| 1806000 | NW-1-23-20-4 | 160.00 Acres | | | | |
| | F LAND | | T 1 FARMLAND | Taxable Total: | | 35,190 |
| | | | 100% Alberta School Foundation Fund | | | |
| 1807000 | SE-1-23-20-4 | 153.54 Acres | | | | |
| | F LAND | | T 1 FARMLAND | Taxable Total: | | 32,680 |
| | | | 100% Alberta School Foundation Fund | | | |
| 1808000 | SW-1-23-20-4 | 160.00 Acres | | | | |
| | F LAND | | T 1 FARMLAND | Taxable Total: | | 30,940 |
| | | | 100% Alberta School Foundation Fund | | | |
| 1809000 | 1210315 4 1 N -2-23-20-4 | 316.05 Acres | N 1/2 SEC. & NE CORNER OF SW1/4 | | | |
| | F LAND | | T 1 FARMLAND | Taxable Total: | | 18,130 |



2020 Assessment Roll (Valuation Date 1-July, 2020) 2021 Taxation Year, Wheatland County

Assessment Year: 2020
Tax Year: 2021

| Roll | Legal Address | Total |
|---------|---|---------|
| 1812000 | 1210316 3 1 SE-2-23-20-4 96.62 Acres 100% Alberta School Foundation Fund W. OF IRRIG. CANAL&N.OFS. 1/2LSD | |
| | F LAND T 1 FARMLAND Taxable Total: | 5,780 |
| 1813000 | SE-2-23-20-4 40.25 Acres 201034 TWP RD 230 SOUTH HALF LSD 1 & 2 Former Wool Shop Craft Sales | |
| | F LAND & IMPROVEMENTS T 1 FARMLAND 2,300 | |
| | R T 103 RESIDENTIAL LAND & IMPROVEMENTS 194,160 | |
| | Taxable Total: | 196,460 |
| | R E 901 RURAL RESIDENCE EXEMPTION (RAP) 61,540 | |
| | 100% Alberta School Foundation Fund Totals: | 258,000 |
| 1814000 | 1210319 2 1 SE-2-23-20-4 178.41 Acres 201044 TWP RD 230 SE & PART LSD 2&7 W OF CREEK | |
| | F LAND & IMPROVEMENTS T 1 FARMLAND 10,340 | |
| | R T 103 RESIDENTIAL LAND & IMPROVEMENTS 242,660 | |
| | Taxable Total: | 253,000 |
| | R E 901 RURAL RESIDENCE EXEMPTION (RAP) 61,540 | |
| | 100% Alberta School Foundation Fund Totals: | 314,540 |
| 1817000 | NE-3-23-20-4 160.00 Acres | |
| | F LAND T 1 FARMLAND Taxable Total: | 9,370 |
| | 100% Alberta School Foundation Fund | |
| 1818000 | NW-3-23-20-4 160.00 Acres | |
| | F LAND T 1 FARMLAND Taxable Total: | 8,330 |
| | 100% Alberta School Foundation Fund | |
| 1819000 | SE-3-23-20-4 163.00 Acres | |
| | F LAND T 1 FARMLAND Taxable Total: | 9,550 |
| | 100% Alberta School Foundation Fund | |
| 1820000 | SW-3-23-20-4 163.00 Acres | |
| | F LAND T 1 FARMLAND Taxable Total: | 7,430 |
| | 100% Alberta School Foundation Fund | |



2020 Assessment Roll (Valuation Date 1-July, 2020)
2021 Taxation Year, Wheatland County

Assessment Year: 2020
Tax Year: 2021

| Roll | Legal Address | Total |
|---------|---|--------|
| 1821000 | NE-4-23-20-4 160.00 Acres | |
| | F LAND T 1 FARMLAND Taxable Total: 100% Alberta School Foundation Fund | 8,330 |
| 1822000 | NW-4-23-20-4 160.00 Acres | |
| | F LAND T 1 FARMLAND Taxable Total: 100% Alberta School Foundation Fund | 8,330 |
| 1823000 | SE-4-23-20-4 163.00 Acres | |
| | F LAND T 1 FARMLAND Taxable Total: 100% Alberta School Foundation Fund | 7,430 |
| 1824000 | SW-4-23-20-4 158.07 Acres | |
| | F LAND T 1 FARMLAND Taxable Total: 100% Alberta School Foundation Fund | 8,230 |
| 1824010 | SW-4-23-20-4 1.27 Acres | |
| | NR LAND E 154 PROVINCIAL EXEMPT Exempt Total: 100% Alberta School Foundation Fund | 3,480 |
| 1825000 | NE-5-23-20-4 157.95 Acres | |
| | F LAND T 1 FARMLAND Taxable Total: 100% Alberta School Foundation Fund | 9,590 |
| 1826000 | NW-5-23-20-4 160.00 Acres | |
| | F LAND T 1 FARMLAND Taxable Total: 100% Alberta School Foundation Fund | 19,510 |
| 1827000 | SE-5-23-20-4 161.00 Acres | |
| | F LAND T 1 FARMLAND Taxable Total: 100% Alberta School Foundation Fund | 32,630 |
| 1828000 | SW-5-23-20-4 161.00 Acres | |
| | F LAND T 1 FARMLAND Taxable Total: | 33,930 |



2020 Assessment Roll (Valuation Date 1-July, 2020) 2021 Taxation Year, Wheatland County

Assessment Year: 2020
Tax Year: 2021

| Roll | Legal Address | | | | | | | | Total |
|---------|-------------------------------------|---------------------|--------------|-------------------------------------|-----|---------------------------------|----------------|---------|-------|
| 1829000 | 1911256 2 3 | NE-6-23-20-4 | 157.24 Acres | 100% Alberta School Foundation Fund | | | | | |
| | F | LAND | | T | 1 | FARMLAND | Taxable Total: | 35,480 | |
| | 100% Alberta School Foundation Fund | | | | | | | | |
| 1829010 | 9510507 1 | NE-6-23-20-4 | 3.02 Acres | EAST CENTRAL PORTION | | | | | |
| | 230062 | RGE RD 205 | | | | | | | |
| | R | LAND & IMPROVEMENTS | | T | 103 | RESIDENTIAL LAND & IMPROVEMENTS | Taxable Total: | 264,300 | |
| | 100% Alberta School Foundation Fund | | | | | | | | |
| 1830000 | NW-6-23-20-4 | | 160.00 Acres | | | | | | |
| | F | LAND | | T | 1 | FARMLAND | Taxable Total: | 31,500 | |
| | 100% Alberta School Foundation Fund | | | | | | | | |
| 1831000 | SE-6-23-20-4 | | 160.00 Acres | | | | | | |
| | F | LAND | | T | 1 | FARMLAND | Taxable Total: | 34,000 | |
| | 100% Alberta School Foundation Fund | | | | | | | | |
| 1832000 | SW-6-23-20-4 | | 160.00 Acres | | | | | | |
| | F | LAND | | T | 1 | FARMLAND | Taxable Total: | 33,160 | |
| | 100% Alberta School Foundation Fund | | | | | | | | |
| 1833000 | NE-7-23-20-4 | | 160.00 Acres | | | | | | |
| | F | LAND | | T | 1 | FARMLAND | Taxable Total: | 39,630 | |
| | 100% Alberta School Foundation Fund | | | | | | | | |
| 1834000 | 1812021 1 1 | NW-7-23-20-4 | 20.00 Acres | NORTHEAST CORNER | | | | | |
| | 205057A | TWP RD 232 | | | | | | | |
| | F | LAND & IMPROVEMENTS | | T | 1 | FARMLAND | | 3,870 | |
| | R | | | T | 103 | RESIDENTIAL LAND & IMPROVEMENTS | | 264,030 | |
| | | | | | | | Taxable Total: | 267,900 | |
| | R | | | E | 901 | RURAL RESIDENCE EXEMPTION (RAP) | | 3,870 | |
| | 100% Alberta School Foundation Fund | | | | | | | | |
| | Totals: | | | | | | | 271,770 | |
| 1834010 | NW-7-23-20-4 | | 60.00 Acres | LSD 11 & SOUTHEASTERLY LSD 14 | | | | | |
| | F | LAND | | T | 1 | FARMLAND | Taxable Total: | 12,540 | |



2020 Assessment Roll (Valuation Date 1-July, 2020) 2021 Taxation Year, Wheatland County

Assessment Year: 2020
Tax Year: 2021

| Roll | Legal Address | | | | | | Total |
|---------|---------------|---------------------------|-------------------------------------|---|----------|----------------|--------|
| 1835000 | NW-7-23-20-4 | 80.00 Acres | 100% Alberta School Foundation Fund | | | | |
| | | | LDS 12 & 13 | | | | |
| | F | LAND | T | 1 | FARMLAND | Taxable Total: | 11,010 |
| | | | 100% Alberta School Foundation Fund | | | | |
| 1836000 | 1911256 2 2 | SE-7-23-20-4 160.43 Acres | | | | | |
| | F | LAND | T | 1 | FARMLAND | Taxable Total: | 39,770 |
| | | | 100% Alberta School Foundation Fund | | | | |
| 1837000 | SW-7-23-20-4 | 160.00 Acres | | | | | |
| | F | LAND | T | 1 | FARMLAND | Taxable Total: | 10,650 |
| | | | 100% Alberta School Foundation Fund | | | | |
| 1838000 | NE-8-23-20-4 | 149.60 Acres | | | | | |
| | F | LAND | T | 1 | FARMLAND | Taxable Total: | 31,900 |
| | | | 100% Alberta School Foundation Fund | | | | |
| 1839000 | NW-8-23-20-4 | 110.00 Acres | | | | | |
| | F | LAND | T | 1 | FARMLAND | Taxable Total: | 27,660 |
| | | | 100% Alberta School Foundation Fund | | | | |
| 1839010 | 9913101 1 | NW-8-23-20-4 50.00 Acres | NORTHWEST CORNER | | | | |
| | F | LAND | T | 1 | FARMLAND | Taxable Total: | 12,040 |
| | | | 100% Alberta School Foundation Fund | | | | |
| 1840000 | SE-8-23-20-4 | 150.00 Acres | | | | | |
| | F | LAND | T | 1 | FARMLAND | Taxable Total: | 32,230 |
| | | | 100% Alberta School Foundation Fund | | | | |
| 1841000 | SW-8-23-20-4 | 160.00 Acres | | | | | |
| | F | LAND | T | 1 | FARMLAND | Taxable Total: | 40,060 |
| | | | 100% Alberta School Foundation Fund | | | | |
| 1842000 | NE-9-23-20-4 | 160.00 Acres | | | | | |



2020 Assessment Roll (Valuation Date 1-July, 2020) 2021 Taxation Year, Wheatland County

Assessment Year: 2020
Tax Year: 2021

| Roll | Legal Address | | | | | Total |
|---------|---------------|--------------|---|---|-------------------------------------|-----------------------|
| | F | LAND | T | 1 | FARMLAND | |
| | | | | | 100% Alberta School Foundation Fund | Taxable Total: 8,730 |
| 1843000 | NW-9-23-20-4 | 158.33 Acres | | | | |
| | F | LAND | T | 1 | FARMLAND | |
| | | | | | 100% Alberta School Foundation Fund | Taxable Total: 16,960 |
| 1844000 | SE-9-23-20-4 | 160.00 Acres | | | | |
| | F | LAND | T | 1 | FARMLAND | |
| | | | | | 100% Alberta School Foundation Fund | Taxable Total: 8,860 |
| 1845000 | SW-9-23-20-4 | 160.00 Acres | | | | |
| | F | LAND | T | 1 | FARMLAND | |
| | | | | | 100% Alberta School Foundation Fund | Taxable Total: 18,800 |
| 1846000 | NE-10-23-20-4 | 160.00 Acres | | | | |
| | F | LAND | T | 1 | FARMLAND | |
| | | | | | 100% Alberta School Foundation Fund | Taxable Total: 8,620 |
| 1847000 | NW-10-23-20-4 | 160.00 Acres | | | | |
| | F | LAND | T | 1 | FARMLAND | |
| | | | | | 100% Alberta School Foundation Fund | Taxable Total: 8,670 |
| 1848000 | SE-10-23-20-4 | 160.00 Acres | | | | |
| | F | LAND | T | 1 | FARMLAND | |
| | | | | | 100% Alberta School Foundation Fund | Taxable Total: 9,240 |
| 1849000 | SW-10-23-20-4 | 160.00 Acres | | | | |
| | F | LAND | T | 1 | FARMLAND | |
| | | | | | 100% Alberta School Foundation Fund | Taxable Total: 8,090 |
| 1850000 | NE-11-23-20-4 | 160.00 Acres | | | | |
| | F | LAND | T | 1 | FARMLAND | |
| | | | | | 100% Alberta School Foundation Fund | Taxable Total: 11,810 |



2020 Assessment Roll (Valuation Date 1-July, 2020) 2021 Taxation Year, Wheatland County

Assessment Year: 2020
Tax Year: 2021

| Roll | Legal Address | Total |
|---------|--|-------|
| 1851000 | NW-11-23-20-4 160.00 Acres | |
| | F LAND T 1 FARMLAND Taxable Total: 9,580 100% Alberta School Foundation Fund | |
| 1852000 | SE-11-23-20-4 160.00 Acres | |
| | F LAND T 1 FARMLAND Taxable Total: 10,940 100% Alberta School Foundation Fund | |
| 1853000 | SW-11-23-20-4 157.20 Acres | |
| | F LAND T 1 FARMLAND Taxable Total: 8,190 100% Alberta School Foundation Fund | |
| 1854000 | SW-11-23-20-4 2.80 Acres SOUTHWEST CORNER | |
| | F LAND T 1 FARMLAND Taxable Total: 180 100% Alberta School Foundation Fund | |
| 1855000 | NE-12-23-20-4 158.00 Acres | |
| | F LAND T 1 FARMLAND Taxable Total: 35,640 100% Alberta School Foundation Fund | |
| 1856000 | NW-12-23-20-4 160.00 Acres | |
| | F LAND T 1 FARMLAND Taxable Total: 31,950 100% Alberta School Foundation Fund | |
| 1857000 | SE-12-23-20-4 158.00 Acres | |
| | 231016 HWY 56 | |
| | F LAND & IMPROVEMENTS T 1 FARMLAND 35,100 | |
| | R T 103 RESIDENTIAL LAND & IMPROVEMENTS 237,760 | |
| | R E 901 RURAL RESIDENCE EXEMPTION (RAP) Taxable Total: 272,860 | |
| | 100% Alberta School Foundation Fund 61,540 | |
| | Totals: 334,400 | |
| 1858000 | SW-12-23-20-4 160.00 Acres | |
| | F LAND T 1 FARMLAND Taxable Total: 33,340 100% Alberta School Foundation Fund | |



2020 Assessment Roll (Valuation Date 1-July, 2020) 2021 Taxation Year, Wheatland County

Assessment Year: 2020
Tax Year: 2021

| Roll | Legal Address | | | | | Total |
|---------|--------------------------------|--------------|-------------------------------------|----------------|--|--------|
| 1859000 | NE-13-23-20-4 232048 HWY 56 | 158.00 Acres | | | | |
| | F LAND & IMPROVEMENTS | | T 1 FARMLAND | | | 39,150 |
| | R | | E 903 FARM BUILDING EXEMPT | | | 6,480 |
| | | | 100% Alberta School Foundation Fund | Totals: | | 45,630 |
| 1860000 | NW-13-23-20-4 | 160.00 Acres | | | | |
| | F LAND | | T 1 FARMLAND | Taxable Total: | | 38,040 |
| | | | 100% Alberta School Foundation Fund | | | |
| 1861000 | SE-13-23-20-4 | 158.00 Acres | | | | |
| | F LAND | | T 1 FARMLAND | Taxable Total: | | 41,500 |
| | | | 100% Alberta School Foundation Fund | | | |
| 1862000 | SW-13-23-20-4 | 160.00 Acres | | | | |
| | F LAND | | T 1 FARMLAND | Taxable Total: | | 37,050 |
| | | | 100% Alberta School Foundation Fund | | | |
| 1863000 | NE-14-23-20-4 | 160.00 Acres | | | | |
| | F LAND | | T 1 FARMLAND | Taxable Total: | | 24,270 |
| | | | 100% Alberta School Foundation Fund | | | |
| 1864000 | NW-14-23-20-4 | 160.00 Acres | | | | |
| | F LAND | | T 1 FARMLAND | Taxable Total: | | 33,780 |
| | | | 100% Alberta School Foundation Fund | | | |
| 1865000 | SE-14-23-20-4 | 160.00 Acres | | | | |
| | F LAND | | T 1 FARMLAND | Taxable Total: | | 36,350 |
| | | | 100% Alberta School Foundation Fund | | | |
| 1866000 | SW-14-23-20-4 | 160.00 Acres | | | | |
| | F LAND | | T 1 FARMLAND | Taxable Total: | | 10,800 |
| | | | 100% Alberta School Foundation Fund | | | |
| 1867000 | NE-15-23-20-4 | 160.00 Acres | | | | |



2020 Assessment Roll (Valuation Date 1-July, 2020) 2021 Taxation Year, Wheatland County

Assessment Year: 2020
Tax Year: 2021

| Roll | Legal Address | | | | | | Total |
|---------|---------------|--------------|---|---|-------------------------------------|----------------|--------|
| | F | LAND | T | 1 | FARMLAND | Taxable Total: | 9,680 |
| 1868000 | NW-15-23-20-4 | 160.00 Acres | | | 100% Alberta School Foundation Fund | | |
| | F | LAND | T | 1 | FARMLAND | Taxable Total: | 9,680 |
| 1869000 | SE-15-23-20-4 | 160.00 Acres | | | 100% Alberta School Foundation Fund | | |
| | F | LAND | T | 1 | FARMLAND | Taxable Total: | 9,740 |
| 1870000 | SW-15-23-20-4 | 160.00 Acres | | | 100% Alberta School Foundation Fund | | |
| | F | LAND | T | 1 | FARMLAND | Taxable Total: | 8,540 |
| 1871000 | NE-16-23-20-4 | 160.00 Acres | | | 100% Alberta School Foundation Fund | | |
| | F | LAND | T | 1 | FARMLAND | Taxable Total: | 13,240 |
| 1872000 | NW-16-23-20-4 | 160.00 Acres | | | 100% Alberta School Foundation Fund | | |
| | F | LAND | T | 1 | FARMLAND | Taxable Total: | 17,670 |
| 1873000 | SE-16-23-20-4 | 160.00 Acres | | | 100% Alberta School Foundation Fund | | |
| | F | LAND | T | 1 | FARMLAND | Taxable Total: | 8,620 |
| 1874000 | SW-16-23-20-4 | 160.00 Acres | | | 100% Alberta School Foundation Fund | | |
| | F | LAND | T | 1 | FARMLAND | Taxable Total: | 10,770 |
| 1875000 | NE-17-23-20-4 | 160.00 Acres | | | 100% Alberta School Foundation Fund | | |
| | F | LAND | T | 1 | FARMLAND | Taxable Total: | 35,820 |
| | | | | | 100% Alberta School Foundation Fund | | |



2020 Assessment Roll (Valuation Date 1-July, 2020) 2021 Taxation Year, Wheatland County

Assessment Year: 2020
Tax Year: 2021

| Roll | Legal Address | | | | | Total |
|---------|-----------------------|--------------|---------------------------------------|----------------|--|---------|
| 1876000 | NW-17-23-20-4 | 107.96 Acres | NORTH OF CREEK | | | |
| | F LAND | | T 1 FARMLAND | Taxable Total: | | 26,290 |
| | | | 100% Alberta School Foundation Fund | | | |
| 1877000 | NW-17-23-20-4 | 47.39 Acres | SOUTH OF CREEK | | | |
| | F LAND | | T 1 FARMLAND | Taxable Total: | | 9,450 |
| | | | 100% Alberta School Foundation Fund | | | |
| 1878000 | NW-17-23-20-4 | 1.78 Acres | WEST OF ROAD,SOUTH OF CREEK | | | |
| | NR LAND | | E 160 TAX RECOVERY EXEMPT | Exempt Total: | | 38,400 |
| | | | 100% Alberta School Foundation Fund | | | |
| 1879000 | SE-17-23-20-4 | 160.00 Acres | | | | |
| | F LAND | | T 1 FARMLAND | Taxable Total: | | 34,280 |
| | | | 100% Alberta School Foundation Fund | | | |
| 1880000 | SW-17-23-20-4 | 158.00 Acres | | | | |
| | F LAND | | T 1 FARMLAND | Taxable Total: | | 39,150 |
| | | | 100% Alberta School Foundation Fund | | | |
| 1880010 | SW-17-23-20-4 | 2.00 Acres | SW Corner(S 240'of the W 363') | | | |
| | F LAND | | T 1 FARMLAND | Taxable Total: | | 350 |
| | | | 100% Alberta School Foundation Fund | | | |
| 1881000 | NE-18-23-20-4 | 107.78 Acres | SOUTH PORTION | | | |
| | F LAND | | T 1 FARMLAND | Taxable Total: | | 26,750 |
| | | | 100% Alberta School Foundation Fund | | | |
| 1881010 | NE-18-23-20-4 | 52.22 Acres | NORTH PORTION | | | |
| | 232064 RGE RD 205 | | | | | |
| | F LAND & IMPROVEMENTS | | T 1 FARMLAND | | | 6,890 |
| | R | | T 103 RESIDENTIAL LAND & IMPROVEMENTS | | | 513,570 |
| | | | | Taxable Total: | | 520,460 |
| | R | | E 901 RURAL RESIDENCE EXEMPTION (RAP) | | | 6,890 |
| | R | | E 903 FARM BUILDING EXEMPT | | | 2,440 |
| | | | | Exempt Total: | | 9,330 |



2020 Assessment Roll (Valuation Date 1-July, 2020) 2021 Taxation Year, Wheatland County

Assessment Year: 2020
Tax Year: 2021

| Roll | Legal Address | 100% Alberta School Foundation Fund | | | | | Total |
|---------|-------------------------------------|-------------------------------------|-------------------------------|----------------|--|--------|---------|
| Totals: | | | | | | | 529,790 |
| 1882000 | NW-18-23-20-4 | 160.00 Acres | | | | | |
| | F LAND | | T 1 FARMLAND | Taxable Total: | | 36,160 | |
| | 100% Alberta School Foundation Fund | | | | | | |
| 1883000 | SE-18-23-20-4 | 160.00 Acres | | | | | |
| | F LAND | | T 1 FARMLAND | Taxable Total: | | 37,200 | |
| | 100% Alberta School Foundation Fund | | | | | | |
| 1884000 | SW-18-23-20-4 | 160.00 Acres | | | | | |
| | F LAND | | T 1 FARMLAND | Taxable Total: | | 34,070 | |
| | 100% Alberta School Foundation Fund | | | | | | |
| 1885000 | NE-19-23-20-4 | 159.43 Acres | | | | | |
| | F LAND | | T 1 FARMLAND | Taxable Total: | | 39,950 | |
| | 100% Alberta School Foundation Fund | | | | | | |
| 1886000 | 8280EP A W -19-23-20-4 | 192.70 Acres | | | | | |
| | | N.E. of Canal | | | | | |
| | F LAND | | T 1 FARMLAND | Taxable Total: | | 43,460 | |
| | 100% Alberta School Foundation Fund | | | | | | |
| 1887000 | 9310416 1 SW-19-23-20-4 | 135.10 Acres | | | | | |
| | | S.W. OF CREEK IN NW,SW,&SE | | | | | |
| | F LAND | | T 1 FARMLAND | Taxable Total: | | 26,950 | |
| | 100% Alberta School Foundation Fund | | | | | | |
| 1888000 | 8280EP E,F NW-19-23-20-4 | 0.50 Acres | | | | | |
| | | Portions along westerly side | | | | | |
| | R LAND | | T 104 RESIDENTIAL VACANT LAND | Taxable Total: | | 500 | |
| | 100% Alberta School Foundation Fund | | | | | | |
| 1890000 | SE-19-23-20-4 | 146.92 Acres | | | | | |
| | F LAND | | T 1 FARMLAND | Taxable Total: | | 28,580 | |
| | 100% Alberta School Foundation Fund | | | | | | |
| 1892000 | 6950FL B,C SE-19-23-20-4 | 3.00 Acres | | | | | |
| | | SOUTHWEST CORNER | | | | | |



2020 Assessment Roll (Valuation Date 1-July, 2020) 2021 Taxation Year, Wheatland County

Assessment Year: 2020
Tax Year: 2021

| Roll | Legal Address | | | | | | Total |
|---------|---------------|---------------------|---|-----|-------------------------------------|----------------|---------|
| | NR | LAND | E | 155 | WHEATLAND COUNTY EXEMPT | Exempt Total: | 3,200 |
| | | | | | 100% Alberta School Foundation Fund | | |
| 1896000 | NE-20-23-20-4 | 160.00 Acres | | | | | |
| | F | LAND | T | 1 | FARMLAND | Taxable Total: | 36,200 |
| | | | | | 100% Alberta School Foundation Fund | | |
| 1897000 | NW-20-23-20-4 | 160.00 Acres | | | | | |
| | F | LAND | T | 1 | FARMLAND | Taxable Total: | 30,360 |
| | | | | | 100% Alberta School Foundation Fund | | |
| 1898000 | SE-20-23-20-4 | 160.00 Acres | | | | | |
| | F | LAND | T | 1 | FARMLAND | Taxable Total: | 38,460 |
| | | | | | 100% Alberta School Foundation Fund | | |
| 1899000 | SW-20-23-20-4 | 159.36 Acres | | | | | |
| | | 233025 RGE RD 205 | | | | | |
| | F | LAND & IMPROVEMENTS | T | 1 | FARMLAND | | 34,950 |
| | R | | T | 103 | RESIDENTIAL LAND & IMPROVEMENTS | | 239,730 |
| | | | | | Taxable Total: | | 274,680 |
| | R | | E | 901 | RURAL RESIDENCE EXEMPTION (RAP) | | 30,770 |
| | | | | | 100% Alberta School Foundation Fund | Totals: | 305,450 |
| 1900000 | NE-21-23-20-4 | 160.00 Acres | | | | | |
| | F | LAND | T | 1 | FARMLAND | Taxable Total: | 13,570 |
| | | | | | 100% Alberta School Foundation Fund | | |
| 1901000 | NW-21-23-20-4 | 160.00 Acres | | | | | |
| | F | LAND | T | 1 | FARMLAND | Taxable Total: | 39,370 |
| | | | | | 100% Alberta School Foundation Fund | | |
| 1902000 | SE-21-23-20-4 | 160.00 Acres | | | | | |
| | F | LAND | T | 1 | FARMLAND | Taxable Total: | 17,380 |
| | | | | | 100% Alberta School Foundation Fund | | |
| 1903000 | SW-21-23-20-4 | 160.00 Acres | | | | | |
| | F | LAND | T | 1 | FARMLAND | Taxable Total: | 36,790 |



2020 Assessment Roll (Valuation Date 1-July, 2020) 2021 Taxation Year, Wheatland County

Assessment Year: 2020
Tax Year: 2021

| Roll | Legal Address | | | | | | Total |
|---------|---------------------------------------|--------------|-------------------------------------|--------------------------------------|----------------|--|---------|
| | | | 100% Alberta School Foundation Fund | | | | |
| 1904000 | NE-22-23-20-4 | 160.00 Acres | | | | | |
| | F LAND | | T 1 | FARMLAND | Taxable Total: | | 34,180 |
| | | | 100% Alberta School Foundation Fund | | | | |
| 1905000 | NW-22-23-20-4 | 160.00 Acres | County Lease- Larsen Gravel Pit | | | | |
| | F LAND | | T 1 | FARMLAND | | | 26,970 |
| | NR | | E 152 | MUNI GRAVEL OPERATION- EXEMPT | | | 53,720 |
| | | | 100% Alberta School Foundation Fund | | | | |
| | | | Totals: | | | | 80,690 |
| 1906000 | SE-22-23-20-4 | 160.00 Acres | | | | | |
| | F LAND | | T 1 | FARMLAND | Taxable Total: | | 30,020 |
| | | | 100% Alberta School Foundation Fund | | | | |
| 1907000 | SW-22-23-20-4 | 160.00 Acres | County Lease- Larsen Gravel Pit | | | | |
| | F LAND | | T 1 | FARMLAND | | | 13,540 |
| | NR | | E 152 | MUNI GRAVEL OPERATION- EXEMPT | | | 78,330 |
| | | | 100% Alberta School Foundation Fund | | | | |
| | | | Totals: | | | | 91,870 |
| 1908000 | NE-23-23-20-4 | 80.00 Acres | | | | | |
| | F LAND | | T 1 | FARMLAND | Taxable Total: | | 12,330 |
| | | | 100% Alberta School Foundation Fund | | | | |
| 1908010 | 2011357 1 1 NE-23-23-20-4 80.00 Acres | | NorthEast Corner Carpentry Shop | | | | |
| | 233078 RGE RD 201 | | | | | | |
| | F LAND & IMPROVEMENTS | | T 1 | FARMLAND | | | 5,620 |
| | R | | T 103 | RESIDENTIAL LAND & IMPROVEMENTS | | | 330,500 |
| | NR | | T 105 | NON-RESEIDENTIAL LAND & IMPROVEMENTS | | | 75,910 |
| | | | Taxable Total: | | | | 412,030 |
| | R | | E 901 | RURAL RESIDENCE EXEMPTION (RAP) | | | 5,620 |
| | R | | E 903 | FARM BUILDING EXEMPT | | | 43,410 |
| | | | 100% Alberta School Foundation Fund | | | | |
| | | | Exempt Total: | | | | 49,030 |
| | | | Totals: | | | | 461,060 |
| 1909000 | NW-23-23-20-4 | 80.00 Acres | LSD 11 & 14 | | | | |
| | F LAND | | T 1 | FARMLAND | Taxable Total: | | 16,740 |



2020 Assessment Roll (Valuation Date 1-July, 2020) 2021 Taxation Year, Wheatland County

Assessment Year: 2020
Tax Year: 2021

| Roll | Legal Address | | | | | | Total |
|---------|---------------|--------------|-------------------------------------|--|--|----------------------------------|--------|
| | | | 100% Alberta School Foundation Fund | | | | |
| 1910000 | NW-23-23-20-4 | 80.00 Acres | | | | LSD 12 & 13 | |
| | F LAND | | T 1 FARMLAND | | | Taxable Total: | 16,410 |
| | | | 100% Alberta School Foundation Fund | | | | |
| 1911000 | SE-23-23-20-4 | 160.00 Acres | | | | | |
| | F LAND | | T 1 FARMLAND | | | Taxable Total: | 33,230 |
| | | | 100% Alberta School Foundation Fund | | | | |
| 1912000 | SW-23-23-20-4 | 80.00 Acres | | | | LSD 3 & 6 | |
| | F LAND | | T 1 FARMLAND | | | Taxable Total: | 16,040 |
| | | | 100% Alberta School Foundation Fund | | | | |
| 1913000 | SW-23-23-20-4 | 80.00 Acres | | | | LSD 4 & 5 | |
| | F LAND | | T 1 FARMLAND | | | Taxable Total: | 17,290 |
| | | | 100% Alberta School Foundation Fund | | | | |
| 1914000 | NE-24-23-20-4 | 157.14 Acres | | | | | |
| | F LAND | | T 1 FARMLAND | | | Taxable Total: | 40,320 |
| | | | 100% Alberta School Foundation Fund | | | | |
| 1915000 | NW-24-23-20-4 | 160.00 Acres | | | | | |
| | F LAND | | T 1 FARMLAND | | | Taxable Total: | 41,500 |
| | | | 100% Alberta School Foundation Fund | | | | |
| 1916000 | SE-24-23-20-4 | 78.46 Acres | | | | NORTH HALF Exempt Tower Farm N/A | |
| | F LAND | | T 1 FARMLAND | | | Taxable Total: | 18,850 |
| | | | 100% Alberta School Foundation Fund | | | | |
| 1917000 | SW-24-23-20-4 | 160.00 Acres | | | | | |
| | F LAND | | T 1 FARMLAND | | | Taxable Total: | 37,670 |
| | | | 100% Alberta School Foundation Fund | | | | |
| 1918000 | NE-25-23-20-4 | 157.04 Acres | | | | | |



2020 Assessment Roll (Valuation Date 1-July, 2020) 2021 Taxation Year, Wheatland County

Assessment Year: 2020
Tax Year: 2021

| Roll | Legal Address | | | | | | Total |
|---------|---------------|---------------------|---|-----|-------------------------------------|----------------|---------|
| | F | LAND | T | 1 | FARMLAND | Taxable Total: | 32,070 |
| | | | | | 100% Alberta School Foundation Fund | | |
| 1919000 | NW-25-23-20-4 | 160.00 Acres | | | | | |
| | F | LAND | T | 1 | FARMLAND | Taxable Total: | 36,910 |
| | | | | | 100% Alberta School Foundation Fund | | |
| 1920000 | SE-25-23-20-4 | 157.11 Acres | | | | | |
| | F | LAND | T | 1 | FARMLAND | Taxable Total: | 36,490 |
| | | | | | 100% Alberta School Foundation Fund | | |
| 1921000 | SW-25-23-20-4 | 160.00 Acres | | | | | |
| | F | LAND | T | 1 | FARMLAND | Taxable Total: | 39,620 |
| | | | | | 100% Alberta School Foundation Fund | | |
| 1922000 | NE-26-23-20-4 | 160.00 Acres | | | | | |
| | | 234054 RGE RD 201 | | | | | |
| | F | LAND & IMPROVEMENTS | T | 1 | FARMLAND | | 29,070 |
| | R | | T | 103 | RESIDENTIAL LAND & IMPROVEMENTS | | 240,230 |
| | | | | | | Taxable Total: | 269,300 |
| | R | | E | 901 | RURAL RESIDENCE EXEMPTION (RAP) | | 30,770 |
| | | | | | 100% Alberta School Foundation Fund | Totals: | 300,070 |
| 1923000 | NW-26-23-20-4 | 160.00 Acres | | | | | |
| | F | LAND | T | 1 | FARMLAND | Taxable Total: | 29,850 |
| | | | | | 100% Alberta School Foundation Fund | | |
| 1924000 | SE-26-23-20-4 | 160.00 Acres | | | | | |
| | | 234034 RGE RD 201 | | | | | |
| | F | LAND & IMPROVEMENTS | T | 1 | FARMLAND | | 11,360 |
| | R | | T | 103 | RESIDENTIAL LAND & IMPROVEMENTS | | 393,860 |
| | | | | | | Taxable Total: | 405,220 |
| | R | | E | 901 | RURAL RESIDENCE EXEMPTION (RAP) | | 61,540 |
| | R | | E | 903 | FARM BUILDING EXEMPT | | 17,950 |
| | | | | | 100% Alberta School Foundation Fund | Exempt Total: | 79,490 |
| | | | | | | Totals: | 484,710 |
| 1925000 | SW-26-23-20-4 | 160.00 Acres | | | | | |



2020 Assessment Roll (Valuation Date 1-July, 2020) 2021 Taxation Year, Wheatland County

Assessment Year: 2020
Tax Year: 2021

| Roll | Legal Address | | | | | | Total |
|---------|-------------------|---------------------|---|-----|-------------------------------------|----------------|---------|
| 1926000 | F | LAND | T | 1 | FARMLAND | Taxable Total: | 25,460 |
| | | | | | 100% Alberta School Foundation Fund | | |
| | NE-27-23-20-4 | 160.00 Acres | | | | | |
| 1927000 | F | LAND | T | 1 | FARMLAND | Taxable Total: | 27,590 |
| | | | | | 100% Alberta School Foundation Fund | | |
| | NW-27-23-20-4 | 160.00 Acres | | | | | |
| 1928000 | F | LAND | T | 1 | FARMLAND | Taxable Total: | 34,210 |
| | | | | | 100% Alberta School Foundation Fund | | |
| | SE-27-23-20-4 | 160.00 Acres | | | | | |
| 1929000 | F | LAND | T | 1 | FARMLAND | Taxable Total: | 11,740 |
| | | | | | 100% Alberta School Foundation Fund | | |
| | SW-27-23-20-4 | 160.00 Acres | | | | | |
| 1930000 | F | LAND | T | 1 | FARMLAND | Taxable Total: | 32,500 |
| | | | | | 100% Alberta School Foundation Fund | | |
| | NE-28-23-20-4 | 160.00 Acres | | | | | |
| 1931000 | F | LAND | T | 1 | FARMLAND | Taxable Total: | 26,940 |
| | | | | | 100% Alberta School Foundation Fund | | |
| | NW-28-23-20-4 | 160.00 Acres | | | | | |
| | 234079 RGE RD 204 | | | | | | |
| | F | LAND & IMPROVEMENTS | T | 1 | FARMLAND | | 31,230 |
| | R | | T | 103 | RESIDENTIAL LAND & IMPROVEMENTS | | 207,260 |
| | | | | | Taxable Total: | | 238,490 |
| | R | | E | 901 | RURAL RESIDENCE EXEMPTION (RAP) | | 61,540 |
| | | | | | 100% Alberta School Foundation Fund | Totals: | 300,030 |
| 1932000 | SE-28-23-20-4 | 160.00 Acres | | | | | |
| 1933000 | F | LAND | T | 1 | FARMLAND | Taxable Total: | 27,870 |
| | | | | | 100% Alberta School Foundation Fund | | |
| | SW-28-23-20-4 | 160.00 Acres | | | | | |
| | F | LAND | T | 1 | FARMLAND | Taxable Total: | 36,510 |



2020 Assessment Roll (Valuation Date 1-July, 2020) 2021 Taxation Year, Wheatland County

Assessment Year: 2020
Tax Year: 2021

| Roll | Legal Address | | | | | | Total |
|---------|---------------|------|--------------|---|-------------------------------------|----------------|--------|
| 1934000 | NE-29-23-20-4 | | 160.00 Acres | | 100% Alberta School Foundation Fund | | |
| | F | LAND | T | 1 | FARMLAND | Taxable Total: | 32,130 |
| | | | | | 100% Alberta School Foundation Fund | | |
| 1935000 | NW-29-23-20-4 | | 160.00 Acres | | | | |
| | F | LAND | T | 1 | FARMLAND | Taxable Total: | 39,520 |
| | | | | | 100% Alberta School Foundation Fund | | |
| 1936000 | SE-29-23-20-4 | | 160.00 Acres | | | | |
| | F | LAND | T | 1 | FARMLAND | Taxable Total: | 28,290 |
| | | | | | 100% Alberta School Foundation Fund | | |
| 1937000 | SW-29-23-20-4 | | 160.00 Acres | | | | |
| | F | LAND | T | 1 | FARMLAND | Taxable Total: | 39,320 |
| | | | | | 100% Alberta School Foundation Fund | | |
| 1938000 | NE-30-23-20-4 | | 160.00 Acres | | | | |
| | F | LAND | T | 1 | FARMLAND | Taxable Total: | 39,900 |
| | | | | | 100% Alberta School Foundation Fund | | |
| 1939000 | NW-30-23-20-4 | | 160.00 Acres | | | | |
| | F | LAND | T | 1 | FARMLAND | Taxable Total: | 39,900 |
| | | | | | 100% Alberta School Foundation Fund | | |
| 1940000 | SE-30-23-20-4 | | 160.00 Acres | | | | |
| | F | LAND | T | 1 | FARMLAND | Taxable Total: | 39,570 |
| | | | | | 100% Alberta School Foundation Fund | | |
| 1941000 | SW-30-23-20-4 | | 160.00 Acres | | | | |
| | F | LAND | T | 1 | FARMLAND | Taxable Total: | 38,760 |
| | | | | | 100% Alberta School Foundation Fund | | |
| 1942000 | NE-31-23-20-4 | | 137.06 Acres | | | | |



2020 Assessment Roll (Valuation Date 1-July, 2020) 2021 Taxation Year, Wheatland County

Assessment Year: 2020
Tax Year: 2021

| Roll | Legal Address | | | | | | Total |
|---------|---------------------------|---------------------|---|-----|-------------------------------------|--------------------------------|---------|
| | F | LAND | T | 1 | FARMLAND | Taxable Total: | 32,470 |
| | | | | | 100% Alberta School Foundation Fund | | |
| 1943000 | NW-31-23-20-4 | 160.00 Acres | | | | | |
| | F | LAND | T | 1 | FARMLAND | Taxable Total: | 39,650 |
| | | | | | 100% Alberta School Foundation Fund | | |
| 1944000 | SE-31-23-20-4 | 157.90 Acres | | | | | |
| | F | LAND | T | 1 | FARMLAND | Taxable Total: | 32,780 |
| | | | | | 100% Alberta School Foundation Fund | | |
| 1945000 | SW-31-23-20-4 | 160.00 Acres | | | | | |
| | F | LAND | T | 1 | FARMLAND | Taxable Total: | 39,900 |
| | | | | | 100% Alberta School Foundation Fund | | |
| 1946000 | NE-32-23-20-4 | 160.00 Acres | | | | | |
| | F | LAND | T | 1 | FARMLAND | Taxable Total: | 36,120 |
| | | | | | 100% Alberta School Foundation Fund | | |
| 1947000 | 0913560 1 4 W -32-23-20-4 | 139.72 Acres | | | | | |
| | F | LAND | T | 1 | FARMLAND | Taxable Total: | 34,190 |
| | | | | | 100% Alberta School Foundation Fund | | |
| 1947010 | 0913557 1 1 NW-32-23-20-4 | 43.21 Acres | | | | NE CORNER NE 31 & NW CORNER NW | |
| | | 235070 RGE RD 205 | | | | | |
| | F | LAND & IMPROVEMENTS | T | 1 | FARMLAND | | 3,210 |
| | R | | T | 103 | RESIDENTIAL LAND & IMPROVEMENTS | | 309,040 |
| | | | | | | Taxable Total: | 312,250 |
| | R | | E | 901 | RURAL RESIDENCE EXEMPTION (RAP) | | 3,210 |
| | R | | E | 903 | FARM BUILDING EXEMPT | | 66,620 |
| | | | | | 100% Alberta School Foundation Fund | Exempt Total: | 69,830 |
| | | | | | | Totals: | 382,080 |
| 1948000 | SE-32-23-20-4 | 160.00 Acres | | | | | |
| | F | LAND | T | 1 | FARMLAND | Taxable Total: | 34,370 |
| | | | | | 100% Alberta School Foundation Fund | | |



2020 Assessment Roll (Valuation Date 1-July, 2020) 2021 Taxation Year, Wheatland County

Assessment Year: 2020
Tax Year: 2021

| Roll | Legal Address | Total |
|---------|--|-------|
| 1949000 | 0913560 1 5 W -32-23-20-4 159.80 Acres | |
| | F LAND T 1 FARMLAND Taxable Total: 27,200 100% Alberta School Foundation Fund | |
| 1950000 | NE-33-23-20-4 160.00 Acres | |
| | F LAND T 1 FARMLAND Taxable Total: 38,440 100% Alberta School Foundation Fund | |
| 1951000 | NW-33-23-20-4 160.00 Acres | |
| | F LAND T 1 FARMLAND Taxable Total: 40,230 100% Alberta School Foundation Fund | |
| 1952000 | SE-33-23-20-4 160.00 Acres | |
| | F LAND T 1 FARMLAND Taxable Total: 28,910 100% Alberta School Foundation Fund | |
| 1953000 | SW-33-23-20-4 160.00 Acres | |
| | F LAND T 1 FARMLAND Taxable Total: 37,140 100% Alberta School Foundation Fund | |
| 1954000 | NE-34-23-20-4 160.00 Acres | |
| | F LAND T 1 FARMLAND Taxable Total: 33,940 100% Alberta School Foundation Fund | |
| 1955000 | NW-34-23-20-4 160.00 Acres | |
| | F LAND T 1 FARMLAND Taxable Total: 37,720 100% Alberta School Foundation Fund | |
| 1956000 | SE-34-23-20-4 160.00 Acres | |
| | F LAND T 1 FARMLAND Taxable Total: 32,580 100% Alberta School Foundation Fund | |
| 1957000 | SW-34-23-20-4 160.00 Acres | |
| | F LAND T 1 FARMLAND Taxable Total: 32,160 | |



2020 Assessment Roll (Valuation Date 1-July, 2020) 2021 Taxation Year, Wheatland County

Assessment Year: 2020
Tax Year: 2021

| Roll | Legal Address | | | | | | Total |
|---------|---------------|--------------|-------------------------------------|----------------|--|--|--------|
| | | | 100% Alberta School Foundation Fund | | | | |
| 1958000 | NE-35-23-20-4 | 160.00 Acres | | | | | |
| | F LAND | | T 1 FARMLAND | Taxable Total: | | | 30,230 |
| | | | 100% Alberta School Foundation Fund | | | | |
| 1959000 | NW-35-23-20-4 | 160.00 Acres | | | | | |
| | F LAND | | T 1 FARMLAND | Taxable Total: | | | 32,640 |
| | | | 100% Alberta School Foundation Fund | | | | |
| 1960000 | SE-35-23-20-4 | 160.00 Acres | | | | | |
| | F LAND | | T 1 FARMLAND | Taxable Total: | | | 25,290 |
| | | | 100% Alberta School Foundation Fund | | | | |
| 1961000 | SW-35-23-20-4 | 158.83 Acres | | | | | |
| | F LAND | | T 1 FARMLAND | Taxable Total: | | | 29,010 |
| | | | 100% Alberta School Foundation Fund | | | | |
| 1962000 | NE-36-23-20-4 | 156.90 Acres | | | | | |
| | F LAND | | T 1 FARMLAND | Taxable Total: | | | 34,780 |
| | | | 100% Alberta School Foundation Fund | | | | |
| 1963000 | NW-36-23-20-4 | 160.00 Acres | | | | | |
| | F LAND | | T 1 FARMLAND | Taxable Total: | | | 34,800 |
| | | | 100% Alberta School Foundation Fund | | | | |
| 1964000 | SE-36-23-20-4 | 156.90 Acres | | | | | |
| | F LAND | | T 1 FARMLAND | Taxable Total: | | | 38,100 |
| | | | 100% Alberta School Foundation Fund | | | | |
| 1965000 | SW-36-23-20-4 | 160.00 Acres | | | | | |
| | F LAND | | T 1 FARMLAND | Taxable Total: | | | 34,460 |
| | | | 100% Alberta School Foundation Fund | | | | |
| 1966000 | NE-1-24-20-4 | 157.03 Acres | | | | | |



2020 Assessment Roll (Valuation Date 1-July, 2020) 2021 Taxation Year, Wheatland County

Assessment Year: 2020
Tax Year: 2021

| Roll | Legal Address | | | | | Total |
|---------|--------------------------------------|---------------------|-------------------------------------|-----|---------------------------|-----------------------|
| 1967000 | F | LAND | T | 1 | FARMLAND | Taxable Total: 31,520 |
| | NW-1-24-20-4 157.00 Acres | | 100% Alberta School Foundation Fund | | | |
| 1968000 | F | LAND | T | 1 | FARMLAND | Taxable Total: 28,080 |
| | 8211115 A NW-1-24-20-4 2.99 Acres | | 100% Alberta School Foundation Fund | | | |
| 1969000 | NR | LAND & IMPROVEMENTS | E | 150 | CROWN LAND & IMPR. EXEMPT | Exempt Total: 84,740 |
| | 240077 RGE RD 201 | | 100% Alberta School Foundation Fund | | | |
| 1969010 | F | LAND | T | 1 | FARMLAND | Taxable Total: 28,740 |
| | 1411387 1 2 SE-1-24-20-4 20.04 Acres | | 100% Alberta School Foundation Fund | | | |
| 1970000 | F | LAND | T | 1 | FARMLAND | Taxable Total: 1,440 |
| | SW-1-24-20-4 159.17 Acres | | 100% Alberta School Foundation Fund | | | |
| 1971000 | F | LAND | T | 1 | FARMLAND | Taxable Total: 33,080 |
| | NE-2-24-20-4 157.96 Acres | | 100% Alberta School Foundation Fund | | | |
| 1972000 | F | LAND | T | 1 | FARMLAND | Taxable Total: 25,380 |
| | NW-2-24-20-4 160.00 Acres | | 100% Alberta School Foundation Fund | | | |
| 1973000 | F | LAND | T | 1 | FARMLAND | Taxable Total: 28,500 |
| | SE-2-24-20-4 160.00 Acres | | 100% Alberta School Foundation Fund | | | |
| | F | LAND | T | 1 | FARMLAND | Taxable Total: 31,940 |
| | | | 100% Alberta School Foundation Fund | | | |



2020 Assessment Roll (Valuation Date 1-July, 2020) 2021 Taxation Year, Wheatland County

Assessment Year: 2020
Tax Year: 2021

| Roll | Legal Address | Total |
|---------|--|-------|
| 1974000 | SW-2-24-20-4 160.00 Acres | |
| | F LAND T 1 FARMLAND Taxable Total: 31,710 | |
| | 100% Alberta School Foundation Fund | |
| 1975000 | 0012508 1 2 NE-3-24-20-4 147.08 Acres | |
| | F LAND T 1 FARMLAND Taxable Total: 32,210 | |
| | 100% Alberta School Foundation Fund | |
| 1975010 | 0012508 1 1 NE-3-24-20-4 11.68 Acres NE CORNER | |
| | 240080 RGE RD 202 | |
| | F LAND & IMPROVEMENTS T 1 FARMLAND 650 | |
| | R T 103 RESIDENTIAL LAND & IMPROVEMENTS 315,060 | |
| | R Taxable Total: 315,710 | |
| | E 901 RURAL RESIDENCE EXEMPTION (RAP) 650 | |
| | E 903 FARM BUILDING EXEMPT 69,540 | |
| | 100% Alberta School Foundation Fund Exempt Total: 70,190 | |
| | Totals: 385,900 | |
| 1975020 | 0912745 1 3 NE-3-24-20-4 1.66 Acres SE PART LSD 16 | |
| | 240066 RGE RD 202 | |
| | R LAND & IMPROVEMENTS T 103 RESIDENTIAL LAND & IMPROVEMENTS Taxable Total: 152,000 | |
| | 100% Alberta School Foundation Fund | |
| 1976000 | NW-3-24-20-4 160.00 Acres | |
| | F LAND T 1 FARMLAND Taxable Total: 39,490 | |
| | 100% Alberta School Foundation Fund | |
| 1977000 | SE-3-24-20-4 160.00 Acres | |
| | F LAND T 1 FARMLAND Taxable Total: 37,560 | |
| | 100% Alberta School Foundation Fund | |
| 1978000 | SW-3-24-20-4 160.00 Acres | |
| | F LAND T 1 FARMLAND Taxable Total: 36,610 | |
| | 100% Alberta School Foundation Fund | |
| 1979000 | NE-4-24-20-4 160.00 Acres | |
| | F LAND T 1 FARMLAND Taxable Total: 36,050 | |



2020 Assessment Roll (Valuation Date 1-July, 2020) 2021 Taxation Year, Wheatland County

Assessment Year: 2020
Tax Year: 2021

| Roll | Legal Address | | | | | | Total |
|---------|-------------------|--------------|-------------------------------------|--|----------------|--|--------|
| | | | 100% Alberta School Foundation Fund | | | | |
| 1980000 | NW-4-24-20-4 | 160.00 Acres | | | | | |
| | F LAND | | T 1 FARMLAND | | Taxable Total: | | 40,480 |
| | | | 100% Alberta School Foundation Fund | | | | |
| 1981000 | SE-4-24-20-4 | 160.00 Acres | | | | | |
| | F LAND | | T 1 FARMLAND | | Taxable Total: | | 39,010 |
| | | | 100% Alberta School Foundation Fund | | | | |
| 1982000 | SW-4-24-20-4 | 160.00 Acres | | | | | |
| | F LAND | | T 1 FARMLAND | | Taxable Total: | | 40,150 |
| | | | 100% Alberta School Foundation Fund | | | | |
| 1983000 | NE-5-24-20-4 | 160.00 Acres | | | | | |
| | F LAND | | T 1 FARMLAND | | Taxable Total: | | 40,740 |
| | | | 100% Alberta School Foundation Fund | | | | |
| 1984000 | NW-5-24-20-4 | 160.00 Acres | | | | | |
| | F LAND | | T 1 FARMLAND | | Taxable Total: | | 39,420 |
| | | | 100% Alberta School Foundation Fund | | | | |
| 1985000 | SE-5-24-20-4 | 160.00 Acres | | | | | |
| | F LAND | | T 1 FARMLAND | | Taxable Total: | | 40,370 |
| | | | 100% Alberta School Foundation Fund | | | | |
| 1986000 | SW-5-24-20-4 | 160.00 Acres | | | | | |
| | F LAND | | T 1 FARMLAND | | Taxable Total: | | 39,790 |
| | | | 100% Alberta School Foundation Fund | | | | |
| 1987000 | NE-6-24-20-4 | 160.00 Acres | | | | | |
| | F LAND | | T 1 FARMLAND | | Taxable Total: | | 34,840 |
| | | | 100% Alberta School Foundation Fund | | | | |
| 1988000 | NW-6-24-20-4 | 160.00 Acres | | | | | |
| | 240079 RGE RD 210 | | | | | | |



2020 Assessment Roll (Valuation Date 1-July, 2020) 2021 Taxation Year, Wheatland County

Assessment Year: 2020
Tax Year: 2021

| Roll | Legal Address | | | | | | Total |
|---------|---------------|---------------------|---|------|---------------------------------|----------------|---------|
| | F | LAND & IMPROVEMENTS | T | 1 | FARMLAND | | 36,510 |
| | R | | T | 103 | RESIDENTIAL LAND & IMPROVEMENTS | | 214,060 |
| | | | | | Taxable Total: | | 250,570 |
| | R | | E | 901 | RURAL RESIDENCE EXEMPTION (RAP) | | 61,540 |
| | | | | 100% | Alberta School Foundation Fund | Totals: | 312,110 |
| 1989000 | SE-6-24-20-4 | 160.00 Acres | | | | | |
| | F | LAND | T | 1 | FARMLAND | Taxable Total: | 34,370 |
| | | | | 100% | Alberta School Foundation Fund | | |
| 1990000 | SW-6-24-20-4 | 160.00 Acres | | | | | |
| | F | LAND | T | 1 | FARMLAND | Taxable Total: | 37,100 |
| | | | | 100% | Alberta School Foundation Fund | | |
| 1991000 | NE-7-24-20-4 | 160.00 Acres | | | | | |
| | F | LAND | T | 1 | FARMLAND | Taxable Total: | 39,740 |
| | | | | 100% | Alberta School Foundation Fund | | |
| 1992000 | NW-7-24-20-4 | 160.00 Acres | | | | | |
| | | 241065 RGE RD 210 | | | | | |
| | F | LAND & IMPROVEMENTS | T | 1 | FARMLAND | | 38,310 |
| | R | | T | 103 | RESIDENTIAL LAND & IMPROVEMENTS | | 153,760 |
| | | | | | Taxable Total: | | 192,070 |
| | R | | E | 901 | RURAL RESIDENCE EXEMPTION (RAP) | | 61,540 |
| | | | | 100% | Alberta School Foundation Fund | Totals: | 253,610 |
| 1993000 | SE-7-24-20-4 | 160.00 Acres | | | | | |
| | F | LAND | T | 1 | FARMLAND | Taxable Total: | 36,250 |
| | | | | 100% | Alberta School Foundation Fund | | |
| 1994000 | SW-7-24-20-4 | 160.00 Acres | | | | | |
| | F | LAND | T | 1 | FARMLAND | Taxable Total: | 39,780 |
| | | | | 100% | Alberta School Foundation Fund | | |
| 1995000 | NE-8-24-20-4 | 160.00 Acres | | | | | |
| | F | LAND | T | 1 | FARMLAND | Taxable Total: | 38,770 |
| | | | | 100% | Alberta School Foundation Fund | | |



2020 Assessment Roll (Valuation Date 1-July, 2020) 2021 Taxation Year, Wheatland County

Assessment Year: 2020
Tax Year: 2021

| Roll | Legal Address | | | | | Total |
|---------|--------------------------------|--------------|-------------------------------------|---------------------------------|----------------|---------|
| 1996000 | NW-8-24-20-4 204051 HWY 561 | 160.00 Acres | | | | |
| | F LAND & IMPROVEMENTS | | T 1 | FARMLAND | | 35,740 |
| | R | | T 103 | RESIDENTIAL LAND & IMPROVEMENTS | | 287,960 |
| | | | Taxable Total: | | | 323,700 |
| | R | | E 901 | RURAL RESIDENCE EXEMPTION (RAP) | | 61,540 |
| | | | 100% Alberta School Foundation Fund | | | |
| | | | Totals: | | | 385,240 |
| 1997000 | SE-8-24-20-4 | 160.00 Acres | | | | |
| | F LAND | | T 1 | FARMLAND | Taxable Total: | 39,870 |
| | | | 100% Alberta School Foundation Fund | | | |
| 1998000 | SW-8-24-20-4 | 160.00 Acres | | | | |
| | F LAND | | T 1 | FARMLAND | Taxable Total: | 38,110 |
| | | | 100% Alberta School Foundation Fund | | | |
| 1999000 | NE-9-24-20-4 | 160.00 Acres | | | | |
| | F LAND | | T 1 | FARMLAND | Taxable Total: | 39,730 |
| | | | 100% Alberta School Foundation Fund | | | |
| 2000000 | NW-9-24-20-4 | 160.00 Acres | | | | |
| | F LAND | | T 1 | FARMLAND | Taxable Total: | 40,450 |
| | | | 100% Alberta School Foundation Fund | | | |
| 2001000 | SE-9-24-20-4 | 160.00 Acres | | | | |
| | F LAND | | T 1 | FARMLAND | Taxable Total: | 39,370 |
| | | | 100% Alberta School Foundation Fund | | | |
| 2002000 | SW-9-24-20-4 | 160.00 Acres | | | | |
| | F LAND | | T 1 | FARMLAND | Taxable Total: | 39,650 |
| | | | 100% Alberta School Foundation Fund | | | |
| 2003000 | NE-10-24-20-4 | 160.00 Acres | | | | |
| | F LAND | | T 1 | FARMLAND | Taxable Total: | 39,560 |
| | | | 100% Alberta School Foundation Fund | | | |



2020 Assessment Roll (Valuation Date 1-July, 2020) 2021 Taxation Year, Wheatland County

Assessment Year: 2020
Tax Year: 2021

| Roll | Legal Address | Total |
|---------|--|-------|
| 2004000 | NW-10-24-20-4 160.00 Acres | |
| | F LAND T 1 FARMLAND Taxable Total: 37,730 100% Alberta School Foundation Fund | |
| 2005000 | SE-10-24-20-4 160.00 Acres | |
| | F LAND T 1 FARMLAND Taxable Total: 37,780 100% Alberta School Foundation Fund | |
| 2006000 | SW-10-24-20-4 160.00 Acres | |
| | F LAND T 1 FARMLAND Taxable Total: 38,480 100% Alberta School Foundation Fund | |
| 2007000 | NE-11-24-20-4 157.57 Acres Rogers Communication Tower | |
| | F LAND & IMPROVEMENTS T 1 FARMLAND 30,790 | |
| | NR T 105 NON-RESEIDENTIAL LAND & IMPROVEMENTS 46,510 100% Alberta School Foundation Fund Taxable Total: 77,300 | |
| 2007010 | 9312114 1 NE-11-24-20-4 2.15 Acres NORTHEAST PART OF QRT 201017 HWY 561 | |
| | R LAND & IMPROVEMENTS T 103 RESIDENTIAL LAND & IMPROVEMENTS 263,600 R E 901 RURAL RESIDENCE EXEMPTION (RAP) 61,540 R E 903 FARM BUILDING EXEMPT 3,610 100% Alberta School Foundation Fund Exempt Total: 65,150 Totals: 328,750 | |
| 2007500 | NE-11-24-20-4 0.25 Acres Abandoned R/R, NE Corner LSD16 | |
| | NR LAND E 155 WHEATLAND COUNTY EXEMPT Exempt Total: 2,700 100% Alberta School Foundation Fund | |
| 2008000 | NW-11-24-20-4 160.00 Acres | |
| | F LAND T 1 FARMLAND Taxable Total: 32,140 100% Alberta School Foundation Fund | |
| 2009000 | SE-11-24-20-4 159.43 Acres | |
| | F LAND T 1 FARMLAND Taxable Total: 28,080 | |



2020 Assessment Roll (Valuation Date 1-July, 2020) 2021 Taxation Year, Wheatland County

Assessment Year: 2020
Tax Year: 2021

| Roll | Legal Address | | | | | | Total |
|---------|---------------------------|--------------|-------------------------------------|---------------------------------|----------------|--|---------|
| | | | 100% Alberta School Foundation Fund | | | | |
| 2010000 | SW-11-24-20-4 | 160.00 Acres | | | | | |
| | F LAND | | T 1 | FARMLAND | Taxable Total: | | 29,090 |
| | | | 100% Alberta School Foundation Fund | | | | |
| 2011000 | NE-12-24-20-4 | 146.39 Acres | | | | | |
| | F LAND | | T 1 | FARMLAND | Taxable Total: | | 20,950 |
| | | | 100% Alberta School Foundation Fund | | | | |
| 2011010 | 0513421 1 1 NE-12-24-20-4 | 10.58 Acres | NW CORNER | | | | |
| | 200041 HWY 561 | | | | | | |
| | F LAND & IMPROVEMENTS | | T 1 | FARMLAND | | | 1,110 |
| | R | | T 103 | RESIDENTIAL LAND & IMPROVEMENTS | | | 133,290 |
| | | | Taxable Total: | | | | 134,400 |
| | R | | E 901 | RURAL RESIDENCE EXEMPTION (RAP) | | | 1,110 |
| | | | 100% Alberta School Foundation Fund | | | | |
| | | | Totals: | | | | 135,510 |
| 2012000 | 1411126 2 1 NW-12-24-20-4 | 62.99 Acres | | | | | |
| | 241047 RGE RD 201 | | | | | | |
| | F LAND & IMPROVEMENTS | | T 1 | FARMLAND | | | 10,520 |
| | R | | T 103 | RESIDENTIAL LAND & IMPROVEMENTS | | | 415,220 |
| | | | Taxable Total: | | | | 425,740 |
| | R | | E 901 | RURAL RESIDENCE EXEMPTION (RAP) | | | 10,520 |
| | R | | E 903 | FARM BUILDING EXEMPT | | | 46,670 |
| | | | 100% Alberta School Foundation Fund | | | | |
| | | | Exempt Total: | | | | 57,190 |
| | | | Totals: | | | | 482,930 |
| 2012010 | 1411123 2 2 NW-12-24-20-4 | 91.60 Acres | | | | | |
| | 200069 HWY 561 | | | | | | |
| | F LAND & IMPROVEMENTS | | T 1 | FARMLAND | | | 15,290 |
| | R | | T 103 | RESIDENTIAL LAND & IMPROVEMENTS | | | 296,030 |
| | | | Taxable Total: | | | | 311,320 |
| | R | | E 901 | RURAL RESIDENCE EXEMPTION (RAP) | | | 16,180 |
| | R | | E 903 | FARM BUILDING EXEMPT | | | 11,110 |
| | | | 100% Alberta School Foundation Fund | | | | |
| | | | Exempt Total: | | | | 27,290 |
| | | | Totals: | | | | 338,610 |
| 2012020 | 1210903 1 3 NW-12-24-20-4 | 4.99 Acres | NORTHEAST CORNER | | | | |
| | 200043 HWY 561 | | | | | | |
| | F LAND | | T 1 | FARMLAND | Taxable Total: | | 890 |



2020 Assessment Roll (Valuation Date 1-July, 2020) 2021 Taxation Year, Wheatland County

Assessment Year: 2020
Tax Year: 2021

| Roll | Legal Address | | | | | | Total |
|----------------|------------------------------------|---------------------|-------------------------------------|-----|--------------------------------------|----------------|----------------|
| 2013000 | SE-12-24-20-4 157.04 Acres | | 100% Alberta School Foundation Fund | | | | |
| | F | LAND | T | 1 | FARMLAND | Taxable Total: | 31,950 |
| 2014000 | SW-12-24-20-4 156.33 Acres | | 100% Alberta School Foundation Fund | | | | |
| | F | LAND | T | 1 | FARMLAND | Taxable Total: | 27,040 |
| 2015000 | 2931JK SW-12-24-20-4 3.67 Acres | | NORTH WEST CORNER Telus Tower | | | | |
| | NR | LAND & IMPROVEMENTS | T | 105 | NON-RESEIDENTIAL LAND & IMPROVEMENTS | Taxable Total: | 114,410 |
| 2016000 | N -13-24-20-4 110.53 Acres | | SOUTH OF LAKE | | | | |
| | F | LAND | T | 1 | FARMLAND | Taxable Total: | 21,960 |
| 2018000 | NW-13-24-20-4 0.90 Acres | | PTN.OF RD.S.OF DEADHORSE LAKE | | | | |
| | R | LAND | T | 104 | RESIDENTIAL VACANT LAND | Taxable Total: | 3,000 |
| 2019000 | SE-13-24-20-4 156.17 Acres | | | | | | |
| | 200036 HWY 561 | | | | | | |
| | F | LAND & IMPROVEMENTS | T | 1 | FARMLAND | | 31,930 |
| | R | | T | 103 | RESIDENTIAL LAND & IMPROVEMENTS | | 376,370 |
| | R | | E | 901 | RURAL RESIDENCE EXEMPTION (RAP) | Taxable Total: | 408,300 |
| 2020000 | 8210367 A SE-13-24-20-4 1.77 Acres | | SOUTHEAST CORNER Hussar Cemetery | | | | |
| | NR | LAND & IMPROVEMENTS | E | 159 | CEMETARY EXEMPT | Exempt Total: | 50,110 |
| 2021000 | SW-13-24-20-4 104.53 Acres | | EAST OF HUSSAR | | | | |
| | F | LAND | T | 1 | FARMLAND | Taxable Total: | 23,700 |
| Totals: | | | | | | | 440,230 |



2020 Assessment Roll (Valuation Date 1-July, 2020) 2021 Taxation Year, Wheatland County

Assessment Year: 2020
Tax Year: 2021

| Roll | Legal Address | | | | | Total |
|---------|---------------------------|---------------------------|---|--|----------------|---------|
| 2021010 | SW-13-24-20-4 0.01 Acres | | 100% Alberta School Foundation Fund NW CORNER | | | |
| | R | LAND | T 104 | RESIDENTIAL VACANT LAND 100% Alberta School Foundation Fund | Taxable Total: | 100 |
| 2021020 | OT-13-24-20-4 0.10 Acres | | RD ALLOWANCE BETWEEN SEC.13&14 | | | |
| | R | LAND | T 104 | RESIDENTIAL VACANT LAND 100% Alberta School Foundation Fund | Taxable Total: | 100 |
| 2022000 | NE-14-24-20-4 64.37 Acres | | SOUTH OF DEADHORSE LAKE | | | |
| | F | LAND | T 1 | FARMLAND 100% Alberta School Foundation Fund | Taxable Total: | 12,400 |
| 2023000 | 7810864 OT | NE-14-24-20-4 13.87 Acres | NORTHEAST CORNER Hussar Lagoon Site | | | |
| | NR | LAND | E 162 | OTHER MUNICIPAL EXEMPT 100% Alberta School Foundation Fund | Exempt Total: | 78,080 |
| 2024000 | 300HN OT | NE-14-24-20-4 2.38 Acres | SEWER LINE R/W | | | |
| | F | LAND | T 1 | FARMLAND 100% Alberta School Foundation Fund | Taxable Total: | 400 |
| 2025000 | 1610117 1 1 | NW-14-24-20-4 93.21 Acres | NORTH OF RAILWAY | | | |
| | 242051 TWP RD 242A | | | | | |
| | F | LAND & IMPROVEMENTS | T 1 | FARMLAND | | 19,210 |
| | R | | T 103 | RESIDENTIAL LAND & IMPROVEMENTS | | 258,810 |
| | R | | E 901 | RURAL RESIDENCE EXEMPTION (RAP) 100% Alberta School Foundation Fund | Taxable Total: | 278,020 |
| | | | | | Totals: | 37,190 |
| | | | | | | 315,210 |
| 2026000 | NW-14-24-20-4 55.00 Acres | | SOUTH OF RAILWAY | | | |
| | F | LAND | T 1 | FARMLAND 100% Alberta School Foundation Fund | Taxable Total: | 11,140 |
| 2027000 | NW-14-24-20-4 2.28 Acres | | PORTION OF ROADWAY | | | |
| | NR | LAND | E 154 | PROVINCIAL EXEMPT | Exempt Total: | 41,920 |



2020 Assessment Roll (Valuation Date 1-July, 2020) 2021 Taxation Year, Wheatland County

Assessment Year: 2020
Tax Year: 2021

| Roll | Legal Address | | | | | Total |
|---------|---------------|---------------------|-------------------------------------|---|----------------|---------|
| | | | 100% Alberta School Foundation Fund | | | |
| 2027010 | RW5 RLY 24 | NW-14-24-20-4 | 1.65 Acres | PARALLEL TO RWY ON SOUTH SIDE | | |
| | NR | LAND | E 155 | WHEATLAND COUNTY EXEMPT | Exempt Total: | 1,760 |
| | | | 100% Alberta School Foundation Fund | | | |
| 2028000 | SE-14-24-20-4 | | 36.96 Acres | SW. OF ROAD - SOUTHWEST CORNER | | |
| | F | LAND | T 1 | FARMLAND | Taxable Total: | 7,010 |
| | | | 100% Alberta School Foundation Fund | | | |
| 2029000 | SE-14-24-20-4 | | 28.14 Acres | N. OF ROAD & VILLAGE OF HUSSAR | | |
| | F | LAND | T 1 | FARMLAND | Taxable Total: | 5,180 |
| | | | 100% Alberta School Foundation Fund | | | |
| 2030000 | SE-14-24-20-4 | | 7.80 Acres | SE. CORNER SOUTH OF ROAD Former Hussar School | | |
| | NR | LAND | E 162 | OTHER MUNICIPAL EXEMPT | Exempt Total: | 113,120 |
| | | | 100% Alberta School Foundation Fund | | | |
| 2032000 | 9913234 1 | SE-14-24-20-4 | 3.54 Acres | Southeasterly Corner Hussar Fire Department & County Shop | | |
| | | 201014 HWY 561 | | | | |
| | NR | LAND & IMPROVEMENTS | E 155 | WHEATLAND COUNTY EXEMPT | Exempt Total: | 610,480 |
| | | | 100% Alberta School Foundation Fund | | | |
| 2032010 | 7678GV B | SE-14-24-20-4 | 1.14 Acres | SOUTHEAST CORNER | | |
| | NR | LAND | E 155 | WHEATLAND COUNTY EXEMPT | Exempt Total: | 33,890 |
| | | | 100% Alberta School Foundation Fund | | | |
| 2034000 | SW-14-24-20-4 | | 150.32 Acres | | | |
| | F | LAND | T 1 | FARMLAND | Taxable Total: | 32,400 |
| | | | 100% Alberta School Foundation Fund | | | |
| 2034010 | 9112483 1 | SW-14-24-20-4 | 3.09 Acres | NW CORNER | | |
| | | 242027 RGE RD 202 | | | | |
| | R | LAND & IMPROVEMENTS | T 103 | RESIDENTIAL LAND & IMPROVEMENTS | | 435,760 |
| | R | | E 901 | RURAL RESIDENCE EXEMPTION (RAP) | | 61,540 |
| | | | 100% Alberta School Foundation Fund | | | |
| | | | | | Totals: | 497,300 |



2020 Assessment Roll (Valuation Date 1-July, 2020) 2021 Taxation Year, Wheatland County

Assessment Year: 2020
Tax Year: 2021

| Roll | Legal Address | | | | Total |
|---------|---------------|---------------------|------------|--|-----------------------|
| 2035000 | RW5 RLY 24 | SW-14-24-20-4 | 3.13 Acres | RWY STATION GROUNDS-LSD 6 | |
| | R | LAND | T 104 | RESIDENTIAL VACANT LAND 100% Alberta School Foundation Fund | Taxable Total: 14,200 |
| 2036000 | NE-15-24-20-4 | 149.51 Acres | | | |
| | F | LAND | T 1 | FARMLAND 100% Alberta School Foundation Fund | Taxable Total: 32,980 |
| 2036010 | 1812384 1 1 | NE-15-24-20-4 | 6.73 Acres | Northeast Corner | |
| | F | LAND | T 1 | FARMLAND 100% Alberta School Foundation Fund | Taxable Total: 680 |
| 2037000 | NW-15-24-20-4 | 156.00 Acres | | | |
| | F | LAND | T 1 | FARMLAND 100% Alberta School Foundation Fund | Taxable Total: 36,810 |
| 2037010 | 0311712 2 1 | NW-15-24-20-4 | 4.00 Acres | NE CORNER OF LSD 12 | |
| | F | LAND | T 1 | FARMLAND 100% Alberta School Foundation Fund | Taxable Total: 490 |
| 2038000 | SE-15-24-20-4 | 152.19 Acres | | | |
| | F | LAND | T 1 | FARMLAND 100% Alberta School Foundation Fund | Taxable Total: 38,000 |
| 2039000 | SE-15-24-20-4 | 5.80 Acres | | N.E. CORNER | |
| | | 242038 RGE RD 202 | | | |
| | F | LAND & IMPROVEMENTS | T 1 | FARMLAND | 430 |
| | R | | T 103 | RESIDENTIAL LAND & IMPROVEMENTS | 230,160 |
| | | | | Taxable Total: | 230,590 |
| | R | | E 901 | RURAL RESIDENCE EXEMPTION (RAP) | 61,540 |
| | | | | 100% Alberta School Foundation Fund | Totals: 292,130 |
| 2040000 | SW-15-24-20-4 | 157.99 Acres | | | |
| | F | LAND | T 1 | FARMLAND | Taxable Total: 38,350 |
| | | | | 100% Alberta School Foundation Fund | |



2020 Assessment Roll (Valuation Date 1-July, 2020) 2021 Taxation Year, Wheatland County

Assessment Year: 2020
Tax Year: 2021

| Roll | Legal Address | Total |
|---------|--|-------|
| 2041000 | 0311711 1 2 NE-16-24-20-4 157.00 Acres | |
| | F LAND T 1 FARMLAND Taxable Total: 35,610 | |
| | 100% Alberta School Foundation Fund | |
| 2042000 | 0311711 1 1 NE-16-24-20-4 3.00 Acres NE CORNER 242082 RGE RD 203 | |
| | R LAND & IMPROVEMENTS T 103 RESIDENTIAL LAND & IMPROVEMENTS Taxable Total: 255,900 | |
| | 100% Alberta School Foundation Fund | |
| 2043000 | NW-16-24-20-4 160.00 Acres | |
| | F LAND T 1 FARMLAND Taxable Total: 39,010 | |
| | 100% Alberta School Foundation Fund | |
| 2044000 | SE-16-24-20-4 157.99 Acres | |
| | F LAND T 1 FARMLAND Taxable Total: 37,680 | |
| | 100% Alberta School Foundation Fund | |
| 2045000 | SW-16-24-20-4 147.64 Acres | |
| | F LAND & IMPROVEMENTS T 1 FARMLAND 35,560 | |
| | R T 103 RESIDENTIAL LAND & IMPROVEMENTS 207,560 | |
| | Taxable Total: 243,120 | |
| | R E 901 RURAL RESIDENCE EXEMPTION (RAP) 61,540 | |
| | 100% Alberta School Foundation Fund Totals: 304,660 | |
| 2046000 | NE-17-24-20-4 160.00 Acres 242054 RGE RD 204 | |
| | F LAND & IMPROVEMENTS T 1 FARMLAND 35,150 | |
| | R T 103 RESIDENTIAL LAND & IMPROVEMENTS 104,900 | |
| | Taxable Total: 140,050 | |
| | R E 901 RURAL RESIDENCE EXEMPTION (RAP) 30,100 | |
| | 100% Alberta School Foundation Fund Totals: 170,150 | |
| 2047000 | NW-17-24-20-4 160.00 Acres | |
| | F LAND T 1 FARMLAND Taxable Total: 35,570 | |
| | 100% Alberta School Foundation Fund | |
| 2048000 | SE-17-24-20-4 158.00 Acres | |



2020 Assessment Roll (Valuation Date 1-July, 2020) 2021 Taxation Year, Wheatland County

Assessment Year: 2020
Tax Year: 2021

| Roll | Legal Address | | | | | | Total |
|---------|---------------|--------------|--|---|---|-------------------------------------|-----------------------|
| | F | LAND | | T | 1 | FARMLAND | |
| | | | | | | 100% Alberta School Foundation Fund | Taxable Total: 36,240 |
| 2049000 | SW-17-24-20-4 | 158.00 Acres | | | | | |
| | F | LAND | | T | 1 | FARMLAND | |
| | | | | | | 100% Alberta School Foundation Fund | Taxable Total: 39,790 |
| 2050000 | NE-18-24-20-4 | 160.00 Acres | | | | | |
| | F | LAND | | T | 1 | FARMLAND | |
| | | | | | | 100% Alberta School Foundation Fund | Taxable Total: 37,050 |
| 2051000 | NW-18-24-20-4 | 160.00 Acres | | | | | |
| | F | LAND | | T | 1 | FARMLAND | |
| | | | | | | 100% Alberta School Foundation Fund | Taxable Total: 37,300 |
| 2052000 | SE-18-24-20-4 | 158.00 Acres | | | | | |
| | F | LAND | | T | 1 | FARMLAND | |
| | | | | | | 100% Alberta School Foundation Fund | Taxable Total: 39,640 |
| 2053000 | SW-18-24-20-4 | 158.00 Acres | | | | | |
| | F | LAND | | T | 1 | FARMLAND | |
| | | | | | | 100% Alberta School Foundation Fund | Taxable Total: 39,130 |
| 2054000 | NE-19-24-20-4 | 160.00 Acres | | | | | |
| | F | LAND | | T | 1 | FARMLAND | |
| | | | | | | 100% Alberta School Foundation Fund | Taxable Total: 35,900 |
| 2055000 | NW-19-24-20-4 | 160.00 Acres | | | | | |
| | F | LAND | | T | 1 | FARMLAND | |
| | | | | | | 100% Alberta School Foundation Fund | Taxable Total: 34,780 |
| 2056000 | SE-19-24-20-4 | 160.00 Acres | | | | | |
| | F | LAND | | T | 1 | FARMLAND | |
| | | | | | | 100% Alberta School Foundation Fund | Taxable Total: 38,210 |



2020 Assessment Roll (Valuation Date 1-July, 2020) 2021 Taxation Year, Wheatland County

Assessment Year: 2020
Tax Year: 2021

| Roll | Legal Address | | | | | | Total |
|---------|---------------------------|--------------|-------|-------------------------------------|----------------|--|---------|
| 2057000 | SW-19-24-20-4 | 160.00 Acres | | | | | |
| | F LAND | | T 1 | FARMLAND | Taxable Total: | | 38,760 |
| | | | | 100% Alberta School Foundation Fund | | | |
| 2058000 | NE-20-24-20-4 | 160.00 Acres | | | | | |
| | F LAND | | T 1 | FARMLAND | Taxable Total: | | 39,690 |
| | | | | 100% Alberta School Foundation Fund | | | |
| 2059000 | NW-20-24-20-4 | 160.00 Acres | | | | | |
| | F LAND | | T 1 | FARMLAND | Taxable Total: | | 39,210 |
| | | | | 100% Alberta School Foundation Fund | | | |
| 2060000 | SE-20-24-20-4 | 160.00 Acres | | | | | |
| | F LAND | | T 1 | FARMLAND | Taxable Total: | | 35,470 |
| | | | | 100% Alberta School Foundation Fund | | | |
| 2061000 | SW-20-24-20-4 | 160.00 Acres | | | | | |
| | 243037 RGE RD 205 | | | | | | |
| | F LAND & IMPROVEMENTS | | T 1 | FARMLAND | | | 39,310 |
| | R | | T 103 | RESIDENTIAL LAND & IMPROVEMENTS | | | 423,760 |
| | | | | | Taxable Total: | | 463,070 |
| | R | | E 901 | RURAL RESIDENCE EXEMPTION (RAP) | | | 61,540 |
| | R | | E 903 | FARM BUILDING EXEMPT | | | 92,630 |
| | | | | 100% Alberta School Foundation Fund | Exempt Total: | | 154,170 |
| | | | | | Totals: | | 617,240 |
| 2062000 | NE-21-24-20-4 | 135.84 Acres | | | | | |
| | F LAND | | T 1 | FARMLAND | Taxable Total: | | 34,160 |
| | | | | 100% Alberta School Foundation Fund | | | |
| 2062010 | 9510865 1 NE-21-24-20-4 | 7.76 Acres | | | | | |
| | 203037 TWP RD 244 | | | | | | |
| | R LAND & IMPROVEMENTS | | T 103 | RESIDENTIAL LAND & IMPROVEMENTS | Taxable Total: | | 248,000 |
| | | | | 100% Alberta School Foundation Fund | | | |
| 2062020 | 1411122 2 1 NE-21-24-20-4 | 11.45 Acres | | | | | |
| | | | | | | | |
| | F LAND | | T 1 | FARMLAND | Taxable Total: | | 1,280 |



2020 Assessment Roll (Valuation Date 1-July, 2020) 2021 Taxation Year, Wheatland County

Assessment Year: 2020
Tax Year: 2021

| Roll | Legal Address | | | | | | | | | | Total | |
|---------|-------------------------------------|---------------------|--------------|--|-------------------------------------|---|----------|---------------------------------|----------------|----------------|----------------|---------|
| 2063000 | NW-21-24-20-4 | | 158.56 Acres | | 100% Alberta School Foundation Fund | | | | | | | |
| | F | LAND | | | T | 1 | FARMLAND | | Taxable Total: | | 39,360 | |
| | 100% Alberta School Foundation Fund | | | | | | | | | | | |
| 2064000 | SE-21-24-20-4 | | 157.00 Acres | | | | | | | | | |
| | F | LAND | | | T | 1 | FARMLAND | | Taxable Total: | | 36,070 | |
| | 100% Alberta School Foundation Fund | | | | | | | | | | | |
| 2064010 | 9412503 1 | SE-21-24-20-4 | 3.00 Acres | | SOUTH EAST CORNER | | | | | | | |
| | 243004 RGE RD 203 | | | | | | | | | | | |
| | R | LAND & IMPROVEMENTS | | | | T | 103 | RESIDENTIAL LAND & IMPROVEMENTS | | Taxable Total: | 276,900 | |
| | 100% Alberta School Foundation Fund | | | | | | | | | | | |
| 2065000 | SW-21-24-20-4 | | 160.00 Acres | | | | | | | | | |
| | F | LAND | | | T | 1 | FARMLAND | | Taxable Total: | | 41,300 | |
| | 100% Alberta School Foundation Fund | | | | | | | | | | | |
| 2066000 | NE-22-24-20-4 | | 160.00 Acres | | | | | | | | | |
| | 202043 TWP RD 244 | | | | | | | | | | | |
| | F | LAND & IMPROVEMENTS | | | | T | 1 | FARMLAND | | | 35,810 | |
| | R | | | | | T | 103 | RESIDENTIAL LAND & IMPROVEMENTS | | | 106,560 | |
| | | | | | | | | | | | Taxable Total: | 142,370 |
| | NR | | | | | E | 162 | OTHER MUNICIPAL EXEMPT | | | 1,680 | |
| | R | | | | | E | 901 | RURAL RESIDENCE EXEMPTION (RAP) | | | 61,540 | |
| | 100% Alberta School Foundation Fund | | | | | | | | | | Exempt Total: | 63,220 |
| | | | | | | | | | | | Totals: | 205,590 |
| 2067000 | 1611068 1 1 | W-22-24-20-4 | 123.31 Acres | | N.of ABAND.RLY + 7.50ac SWqrt | | | | | | | |
| | F | LAND | | | T | 1 | FARMLAND | | Taxable Total: | | 26,420 | |
| | 100% Alberta School Foundation Fund | | | | | | | | | | | |
| 2068000 | NW-22-24-20-4 | | 39.87 Acres | | SOUTH OF RAILWAY | | | | | | | |
| | F | LAND | | | T | 1 | FARMLAND | | Taxable Total: | | 9,250 | |
| | 100% Alberta School Foundation Fund | | | | | | | | | | | |
| 2069000 | 1612430 1 1 | SE-22-24-20-4 | 137.07 Acres | | NORTH OF RAILWAY | | | | | | | |



2020 Assessment Roll (Valuation Date 1-July, 2020) 2021 Taxation Year, Wheatland County

Assessment Year: 2020
Tax Year: 2021

| Roll | Legal Address | | | | | | Total |
|---------|---------------|---------------|------------|---|-----|-------------------------------------|-----------------------------------|
| | F | LAND | | T | 1 | FARMLAND | |
| | | | | | | 100% Alberta School Foundation Fund | |
| 2069500 | RW5 RLY 24 | NW-22-24-20-4 | 1.89 Acres | | | | |
| | NR | LAND | | E | 155 | WHEATLAND COUNTY EXEMPT | |
| | | | | | | 100% Alberta School Foundation Fund | |
| 2070000 | SE-22-24-20-4 | 17.53 Acres | | | | | |
| | | | | | | | SOUTH WEST CORNER |
| | F | LAND | | T | 1 | FARMLAND | |
| | | | | | | 100% Alberta School Foundation Fund | |
| 2071000 | SW-22-24-20-4 | 145.69 Acres | | | | | |
| | | | | | | | SOUTH WEST OF ROAD |
| | F | LAND | | T | 1 | FARMLAND | |
| | | | | | | 100% Alberta School Foundation Fund | |
| 2073000 | NE-23-24-20-4 | 23.00 Acres | | | | | |
| | | | | | | | SW. CORNER, SW. OF DEADHORSE LAKE |
| | F | LAND | | T | 1 | FARMLAND | |
| | | | | | | 100% Alberta School Foundation Fund | |
| 2074000 | NW-23-24-20-4 | 151.00 Acres | | | | | |
| | | | | | | | WEST OF DEADHORSE LAKE |
| | F | LAND | | T | 1 | FARMLAND | |
| | | | | | | 100% Alberta School Foundation Fund | |
| 2075000 | SE-23-24-20-4 | 14.00 Acres | | | | | |
| | | | | | | | NORTH WEST OF DEADHORSE LAKE |
| | F | LAND | | T | 1 | FARMLAND | |
| | | | | | | 100% Alberta School Foundation Fund | |
| 2076000 | SW-23-24-20-4 | 160.00 Acres | | | | | |
| | | | | | | | |
| | F | LAND | | T | 1 | FARMLAND | |
| | | | | | | 100% Alberta School Foundation Fund | |
| 2077000 | NE-25-24-20-4 | 146.00 Acres | | | | | |
| | | | | | | | NORTH OF LAKE |
| | F | LAND | | T | 1 | FARMLAND | |
| | | | | | | 100% Alberta School Foundation Fund | |
| | | | | | | | |



2020 Assessment Roll (Valuation Date 1-July, 2020) 2021 Taxation Year, Wheatland County

Assessment Year: 2020
Tax Year: 2021

| Roll | Legal Address | | | | | | Total |
|---------|---------------|---------------------|-----------------------------|---|-------------------------------------|----------------|--------|
| 2078000 | NW-25-24-20-4 | 24.00 Acres | NORTHEAST OF DEADHORSE LAKE | | | | |
| | F | LAND | T | 1 | FARMLAND | Taxable Total: | 4,150 |
| | | | | | 100% Alberta School Foundation Fund | | |
| 2079000 | SE-25-24-20-4 | 10.00 Acres | NORTHEAST OF DEADHORSE LAKE | | | | |
| | F | LAND | T | 1 | FARMLAND | Taxable Total: | 1,390 |
| | | | | | 100% Alberta School Foundation Fund | | |
| 2080000 | NW-26-24-20-4 | 90.00 Acres | WEST OF DEADHORSE LAKE | | | | |
| | F | LAND | T | 1 | FARMLAND | Taxable Total: | 20,690 |
| | | | | | 100% Alberta School Foundation Fund | | |
| 2081000 | SW-26-24-20-4 | 110.00 Acres | WEST OF DEADHORSE LAKE | | | | |
| | F | LAND | T | 1 | FARMLAND | Taxable Total: | 18,780 |
| | | | | | 100% Alberta School Foundation Fund | | |
| 2082000 | NE-27-24-20-4 | 160.00 Acres | | | | | |
| | F | LAND | T | 1 | FARMLAND | Taxable Total: | 33,990 |
| | | | | | 100% Alberta School Foundation Fund | | |
| 2083000 | NW-27-24-20-4 | 160.00 Acres | | | | | |
| | F | LAND | T | 1 | FARMLAND | Taxable Total: | 38,060 |
| | | | | | 100% Alberta School Foundation Fund | | |
| 2084000 | SE-27-24-20-4 | 160.00 Acres | | | | | |
| | F | LAND | T | 1 | FARMLAND | Taxable Total: | 37,600 |
| | | | | | 100% Alberta School Foundation Fund | | |
| 2085000 | SW-27-24-20-4 | 160.00 Acres | | | | | |
| | F | LAND | T | 1 | FARMLAND | Taxable Total: | 37,890 |
| | | | | | 100% Alberta School Foundation Fund | | |
| 2086000 | NE-28-24-20-4 | 160.00 Acres | | | | | |
| | | 244068 RGE RD 203 | | | | | |
| | F | LAND & IMPROVEMENTS | T | 1 | FARMLAND | | 36,200 |



2020 Assessment Roll (Valuation Date 1-July, 2020) 2021 Taxation Year, Wheatland County

Assessment Year: 2020
Tax Year: 2021

| Roll | Legal Address | | | | | | Total |
|---------|--------------------------|--------------|---|------|---------------------------------|-----------------|---------|
| | R | | T | 103 | RESIDENTIAL LAND & IMPROVEMENTS | | 120,160 |
| | | | | | Taxable Total: | | 156,360 |
| | R | | E | 901 | RURAL RESIDENCE EXEMPTION (RAP) | | 94,940 |
| | | | | 100% | Alberta School Foundation Fund | Totals: | 251,300 |
| 2087000 | NW-28-24-20-4 | 160.00 Acres | | | | | |
| | F | LAND | T | 1 | FARMLAND | Taxable Total: | 37,020 |
| | | | | 100% | Alberta School Foundation Fund | | |
| 2088000 | SE-28-24-20-4 | 160.00 Acres | | | | | |
| | F | LAND | T | 1 | FARMLAND | Taxable Total: | 40,120 |
| | | | | 100% | Alberta School Foundation Fund | | |
| 2089000 | SW-28-24-20-4 | 160.00 Acres | | | | | |
| | F | LAND | T | 1 | FARMLAND | Taxable Total: | 36,800 |
| | | | | 100% | Alberta School Foundation Fund | | |
| 2090000 | NE-29-24-20-4 | 160.00 Acres | | | | | |
| | F | LAND | T | 1 | FARMLAND | Taxable Total: | 35,240 |
| | | | | 100% | Alberta School Foundation Fund | | |
| 2091000 | NW-29-24-20-4 | 160.00 Acres | | | | | |
| | F | LAND | T | 1 | FARMLAND | Taxable Total: | 38,560 |
| | | | | 100% | Alberta School Foundation Fund | | |
| 2092000 | SE-29-24-20-4 | 160.00 Acres | | | | | |
| | F | LAND | T | 1 | FARMLAND | Taxable Total: | 37,420 |
| | | | | 100% | Alberta School Foundation Fund | | |
| 2092500 | RW5 RLY OT NW-21-24-20-4 | 0.24 Acres | | | | Aban.R/R- NW 21 | |
| | NR | LAND | E | 155 | WHEATLAND COUNTY EXEMPT | Exempt Total: | 2,620 |
| | | | | 100% | Alberta School Foundation Fund | | |
| 2093000 | SW-29-24-20-4 | 160.00 Acres | | | | | |
| | F | LAND | T | 1 | FARMLAND | Taxable Total: | 37,930 |



2020 Assessment Roll (Valuation Date 1-July, 2020) 2021 Taxation Year, Wheatland County

Assessment Year: 2020
Tax Year: 2021

| Roll | Legal Address | | | | | | Total |
|---------|-----------------------|--------------|---------------------------------------|----------------|--|--|---------|
| | | | 100% Alberta School Foundation Fund | | | | |
| 2094000 | NE-30-24-20-4 | 154.85 Acres | | | | | |
| | F LAND | | T 1 FARMLAND | Taxable Total: | | | 36,760 |
| | | | 100% Alberta School Foundation Fund | | | | |
| 2095000 | NE-30-24-20-4 | 5.15 Acres | SOUTEAST CORNER | | | | |
| | F LAND | | T 1 FARMLAND | Taxable Total: | | | 420 |
| | | | 100% Alberta School Foundation Fund | | | | |
| 2096000 | NW-30-24-20-4 | 160.00 Acres | | | | | |
| | F LAND | | T 1 FARMLAND | Taxable Total: | | | 28,150 |
| | | | 100% Alberta School Foundation Fund | | | | |
| 2097000 | SE-30-24-20-4 | 160.00 Acres | | | | | |
| | F LAND | | T 1 FARMLAND | Taxable Total: | | | 35,420 |
| | | | 100% Alberta School Foundation Fund | | | | |
| 2098000 | SW-30-24-20-4 | 160.00 Acres | | | | | |
| | F LAND | | T 1 FARMLAND | Taxable Total: | | | 17,600 |
| | | | 100% Alberta School Foundation Fund | | | | |
| 2099000 | NE-31-24-20-4 | 158.97 Acres | | | | | |
| | F LAND | | T 1 FARMLAND | Taxable Total: | | | 36,540 |
| | | | 100% Alberta School Foundation Fund | | | | |
| 2100000 | NW-31-24-20-4 | 158.97 Acres | | | | | |
| | F LAND | | T 1 FARMLAND | Taxable Total: | | | 32,360 |
| | | | 100% Alberta School Foundation Fund | | | | |
| 2101000 | SE-31-24-20-4 | 159.88 Acres | | | | | |
| | 245022 RGE RD 205 | | | | | | |
| | F LAND & IMPROVEMENTS | | T 1 FARMLAND | | | | 37,360 |
| | R | | T 103 RESIDENTIAL LAND & IMPROVEMENTS | | | | 246,860 |
| | | | Taxable Total: | | | | 284,220 |
| | R | | E 901 RURAL RESIDENCE EXEMPTION (RAP) | | | | 61,540 |
| | | | Totals: | | | | 345,760 |



2020 Assessment Roll (Valuation Date 1-July, 2020) 2021 Taxation Year, Wheatland County

Assessment Year: 2020
Tax Year: 2021

| Roll | Legal Address | 100% Alberta School Foundation Fund | | | | Total |
|---------|-----------------------|-------------------------------------|---------------------------------------|----------------|--|---------|
| 2102000 | SW-31-24-20-4 | 160.00 Acres | | | | |
| | F LAND | | T 1 FARMLAND | Taxable Total: | | 22,150 |
| | | | 100% Alberta School Foundation Fund | | | |
| 2103000 | NE-32-24-20-4 | 158.97 Acres | | | | |
| | F LAND | | T 1 FARMLAND | Taxable Total: | | 39,150 |
| | | | 100% Alberta School Foundation Fund | | | |
| 2104000 | NW-32-24-20-4 | 158.97 Acres | | | | |
| | F LAND | | T 1 FARMLAND | Taxable Total: | | 35,530 |
| | | | 100% Alberta School Foundation Fund | | | |
| 2105000 | SE-32-24-20-4 | 160.00 Acres | | | | |
| | F LAND | | T 1 FARMLAND | Taxable Total: | | 37,650 |
| | | | 100% Alberta School Foundation Fund | | | |
| 2106000 | SW-32-24-20-4 | 160.00 Acres | | | | |
| | 245007 RGE RD 205 | | | | | |
| | F LAND & IMPROVEMENTS | | T 1 FARMLAND | | | 38,000 |
| | R | | T 103 RESIDENTIAL LAND & IMPROVEMENTS | | | 146,360 |
| | | | | Taxable Total: | | 184,360 |
| | R | | E 901 RURAL RESIDENCE EXEMPTION (RAP) | | | 61,540 |
| | | | 100% Alberta School Foundation Fund | Totals: | | 245,900 |
| 2107000 | NE-33-24-20-4 | 158.97 Acres | | | | |
| | F LAND | | T 1 FARMLAND | Taxable Total: | | 27,570 |
| | | | 100% Alberta School Foundation Fund | | | |
| 2108000 | NW-33-24-20-4 | 158.97 Acres | | | | |
| | F LAND | | T 1 FARMLAND | Taxable Total: | | 38,720 |
| | | | 100% Alberta School Foundation Fund | | | |
| 2109000 | SE-33-24-20-4 | 160.00 Acres | | | | |
| | F LAND | | T 1 FARMLAND | Taxable Total: | | 33,570 |
| | | | 100% Alberta School Foundation Fund | | | |



2020 Assessment Roll (Valuation Date 1-July, 2020) 2021 Taxation Year, Wheatland County

Assessment Year: 2020
Tax Year: 2021

| Roll | Legal Address | Total |
|---------|--|-------------------------|
| 2110000 | SW-33-24-20-4 160.00 Acres | |
| | F LAND T 1 FARMLAND 100% Alberta School Foundation Fund Taxable Total: | 35,450 |
| 2111000 | NE-34-24-20-4 158.97 Acres | |
| | F LAND T 1 FARMLAND 100% Alberta School Foundation Fund Taxable Total: | 41,680 |
| 2112000 | NW-34-24-20-4 158.97 Acres | |
| | F LAND T 1 FARMLAND 100% Alberta School Foundation Fund Taxable Total: | 40,100 |
| 2113000 | SE-34-24-20-4 160.00 Acres | |
| | F LAND T 1 FARMLAND 100% Alberta School Foundation Fund Taxable Total: | 39,410 |
| 2114000 | SW-34-24-20-4 160.00 Acres | |
| | F LAND T 1 FARMLAND 100% Alberta School Foundation Fund Taxable Total: | 41,090 |
| 2115000 | NE-35-24-20-4 158.97 Acres | |
| | F LAND T 1 FARMLAND 100% Alberta School Foundation Fund Taxable Total: | 28,280 |
| 2116000 | NW-35-24-20-4 158.97 Acres | |
| | F LAND T 1 FARMLAND 100% Alberta School Foundation Fund Taxable Total: | 36,710 |
| 2117000 | SE-35-24-20-4 81.00 Acres | NORTH OF DEADHORSE LAKE |
| | F LAND T 1 FARMLAND 100% Alberta School Foundation Fund Taxable Total: | 13,830 |
| 2118000 | SW-35-24-20-4 155.00 Acres | |
| | F LAND T 1 FARMLAND Taxable Total: | 39,400 |



2020 Assessment Roll (Valuation Date 1-July, 2020) 2021 Taxation Year, Wheatland County

Assessment Year: 2020
Tax Year: 2021

| Roll | Legal Address | | | | | | Total |
|---------|-----------------------|--------------|-------------------------------------|---------------------------------|--|----------------|---------|
| | | | 100% Alberta School Foundation Fund | | | | |
| 2119000 | NE-36-24-20-4 | 158.97 Acres | | | | | |
| | 200029A TWP RD 250 | | | | | | |
| | F LAND & IMPROVEMENTS | | T 1 | FARMLAND | | | 37,600 |
| | R | | T 103 | RESIDENTIAL LAND & IMPROVEMENTS | | | 132,160 |
| | | | Taxable Total: | | | | 169,760 |
| | R | | E 901 | RURAL RESIDENCE EXEMPTION (RAP) | | | 61,540 |
| | | | 100% Alberta School Foundation Fund | | | | |
| | | | Totals: | | | | 231,300 |
| 2120000 | NW-36-24-20-4 | 158.97 Acres | | | | | |
| | F LAND | | T 1 | FARMLAND | | Taxable Total: | 36,420 |
| | | | 100% Alberta School Foundation Fund | | | | |
| 2121000 | SE-36-24-20-4 | 160.00 Acres | | | | | |
| | F LAND | | T 1 | FARMLAND | | Taxable Total: | 36,740 |
| | | | 100% Alberta School Foundation Fund | | | | |
| 2122000 | SW-36-24-20-4 | 149.00 Acres | | | | | |
| | F LAND | | T 1 | FARMLAND | | Taxable Total: | 33,110 |
| | | | 100% Alberta School Foundation Fund | | | | |
| 2123000 | NE-1-25-20-4 | 160.00 Acres | | | | | |
| | F LAND | | T 1 | FARMLAND | | Taxable Total: | 11,460 |
| | | | 100% Alberta School Foundation Fund | | | | |
| 2124000 | NW-1-25-20-4 | 160.00 Acres | | | | | |
| | F LAND | | T 1 | FARMLAND | | Taxable Total: | 29,140 |
| | | | 100% Alberta School Foundation Fund | | | | |
| 2125000 | SE-1-25-20-4 | 158.97 Acres | | | | | |
| | F LAND | | T 1 | FARMLAND | | Taxable Total: | 24,460 |
| | | | 100% Alberta School Foundation Fund | | | | |
| 2126000 | SW-1-25-20-4 | 148.64 Acres | | | | | |
| | F LAND | | T 1 | FARMLAND | | Taxable Total: | 25,680 |



2020 Assessment Roll (Valuation Date 1-July, 2020) 2021 Taxation Year, Wheatland County

Assessment Year: 2020
Tax Year: 2021

| Roll | Legal Address | | | | | | | | Total |
|---------|--------------------------------------|---------------------|--|--|-------------------------------------|-----|---------------------------------|----------------|---------|
| 2126010 | 0714756 1 1 SW-1-25-20-4 10.33 Acres | | | | 100% Alberta School Foundation Fund | | | | |
| | | | | | S.W. Corner LSD 4 | | | | |
| | F | LAND | | | T | 1 | FARMLAND | Taxable Total: | 1,650 |
| | | | | | 100% Alberta School Foundation Fund | | | | |
| 2127000 | NE-2-25-20-4 160.00 Acres | | | | | | | | |
| | F | LAND | | | T | 1 | FARMLAND | Taxable Total: | 32,980 |
| | | | | | 100% Alberta School Foundation Fund | | | | |
| 2128000 | NW-2-25-20-4 149.67 Acres | | | | | | | | |
| | F | LAND | | | T | 1 | FARMLAND | Taxable Total: | 33,460 |
| | | | | | 100% Alberta School Foundation Fund | | | | |
| 2128010 | 0714769 1 1 NW-2-25-20-4 10.33 Acres | | | | | | | | |
| | | | | | N.W. Corner LSD 13 | | | | |
| | F | LAND | | | T | 1 | FARMLAND | Taxable Total: | 1,590 |
| | | | | | 100% Alberta School Foundation Fund | | | | |
| 2129000 | SE-2-25-20-4 158.97 Acres | | | | | | | | |
| | F | LAND | | | T | 1 | FARMLAND | Taxable Total: | 36,940 |
| | | | | | 100% Alberta School Foundation Fund | | | | |
| 2130000 | SW-2-25-20-4 152.21 Acres | | | | | | | | |
| | F | LAND | | | T | 1 | FARMLAND | Taxable Total: | 28,510 |
| | | | | | 100% Alberta School Foundation Fund | | | | |
| 2130010 | SW-2-25-20-4 6.76 Acres | | | | | | | | |
| | 201072 TWP RD 250 | | | | SOUTH WEST CORNER | | | | |
| | F | LAND & IMPROVEMENTS | | | T | 1 | FARMLAND | | 630 |
| | R | | | | T | 103 | RESIDENTIAL LAND & IMPROVEMENTS | | 235,920 |
| | | | | | Taxable Total: | | | | 236,550 |
| | R | | | | E | 901 | RURAL RESIDENCE EXEMPTION (RAP) | | 630 |
| | R | | | | E | 903 | FARM BUILDING EXEMPT | | 6,250 |
| | | | | | 100% Alberta School Foundation Fund | | | | |
| | | | | | Exempt Total: | | | | 6,880 |
| | | | | | Totals: | | | | 243,430 |
| 2131000 | NE-3-25-20-4 160.00 Acres | | | | | | | | |



2020 Assessment Roll (Valuation Date 1-July, 2020) 2021 Taxation Year, Wheatland County

Assessment Year: 2020
Tax Year: 2021

| Roll | Legal Address | | | | | | Total |
|---------|-------------------------------------|---------------------|---|-----|-------------------------------------|----------------|---------|
| | F | LAND | T | 1 | FARMLAND | Taxable Total: | 38,240 |
| 2132000 | NW-3-25-20-4 | 160.00 Acres | | | 100% Alberta School Foundation Fund | | |
| | F | LAND | T | 1 | FARMLAND | Taxable Total: | 34,050 |
| 2133000 | SE-3-25-20-4 | 158.97 Acres | | | 100% Alberta School Foundation Fund | | |
| | F | LAND | T | 1 | FARMLAND | Taxable Total: | 38,530 |
| 2134000 | SW-3-25-20-4 | 141.79 Acres | | | 100% Alberta School Foundation Fund | | |
| | F | LAND | T | 1 | FARMLAND | Taxable Total: | 20,210 |
| 2134010 | 9812811 1 1 SW-3-25-20-4 4.18 Acres | | | | 100% Alberta School Foundation Fund | | |
| | | 202054 TWP RD 250 | | | 649.27' WEST OF SE CORNER | | |
| | F | LAND & IMPROVEMENTS | T | 1 | FARMLAND | | 210 |
| | R | | T | 103 | RESIDENTIAL LAND & IMPROVEMENTS | | 276,590 |
| | | | | | Taxable Total: | | 276,800 |
| | R | | E | 901 | RURAL RESIDENCE EXEMPTION (RAP) | | 43,770 |
| | R | | E | 903 | FARM BUILDING EXEMPT | | 140,580 |
| | | | | | 100% Alberta School Foundation Fund | Exempt Total: | 184,350 |
| | | | | | Totals: | | 461,150 |
| 2135000 | NE-4-25-20-4 | 143.00 Acres | | | | | |
| | F | LAND | T | 1 | FARMLAND | Taxable Total: | 16,890 |
| | | | | | 100% Alberta School Foundation Fund | | |
| 2136000 | NW-4-25-20-4 | 160.00 Acres | | | | | |
| | F | LAND | T | 1 | FARMLAND | Taxable Total: | 38,070 |
| | | | | | 100% Alberta School Foundation Fund | | |
| 2137000 | SE-4-25-20-4 | 154.97 Acres | | | | | |
| | F | LAND | T | 1 | FARMLAND | Taxable Total: | 35,960 |
| | | | | | 100% Alberta School Foundation Fund | | |



2020 Assessment Roll (Valuation Date 1-July, 2020) 2021 Taxation Year, Wheatland County

Assessment Year: 2020
Tax Year: 2021

| Roll | Legal Address | | | | | | Total |
|---------|-----------------------|--------------|-------------------------------------|---------------------------------|--|----------------|---------|
| 2138000 | SW-4-25-20-4 | 158.97 Acres | | | | | |
| | 203066 TWP RD 250 | | | | | | |
| | F LAND & IMPROVEMENTS | | T 1 | FARMLAND | | | 36,760 |
| | R | | T 103 | RESIDENTIAL LAND & IMPROVEMENTS | | | 279,490 |
| | | | Taxable Total: | | | | 316,250 |
| | R | | E 901 | RURAL RESIDENCE EXEMPTION (RAP) | | | 36,760 |
| | R | | E 903 | FARM BUILDING EXEMPT | | | 12,250 |
| | | | 100% Alberta School Foundation Fund | | | | 49,010 |
| | | | Exempt Total: | | | | 49,010 |
| | | | Totals: | | | | 365,260 |
| 2139000 | NE-5-25-20-4 | 160.00 Acres | | | | | |
| | F LAND | | T 1 | FARMLAND | | Taxable Total: | 35,020 |
| | | | 100% Alberta School Foundation Fund | | | | |
| 2140000 | NW-5-25-20-4 | 160.00 Acres | | | | | |
| | F LAND | | T 1 | FARMLAND | | Taxable Total: | 33,550 |
| | | | 100% Alberta School Foundation Fund | | | | |
| 2141000 | SE-5-25-20-4 | 158.97 Acres | | | | | |
| | F LAND | | T 1 | FARMLAND | | Taxable Total: | 36,680 |
| | | | 100% Alberta School Foundation Fund | | | | |
| 2142000 | SW-5-25-20-4 | 158.97 Acres | | | | | |
| | F LAND | | T 1 | FARMLAND | | Taxable Total: | 37,120 |
| | | | 100% Alberta School Foundation Fund | | | | |
| 2143000 | NE-6-25-20-4 | 160.00 Acres | | | | | |
| | F LAND | | T 1 | FARMLAND | | Taxable Total: | 32,160 |
| | | | 100% Alberta School Foundation Fund | | | | |
| 2144000 | NW-6-25-20-4 | 160.00 Acres | | | | | |
| | F LAND | | T 1 | FARMLAND | | Taxable Total: | 33,970 |
| | | | 100% Alberta School Foundation Fund | | | | |
| 2145000 | SE-6-25-20-4 | 158.97 Acres | | | | | |
| | F LAND | | T 1 | FARMLAND | | Taxable Total: | 23,350 |



2020 Assessment Roll (Valuation Date 1-July, 2020) 2021 Taxation Year, Wheatland County

Assessment Year: 2020
Tax Year: 2021

| Roll | Legal Address | | | | | | Total |
|---------|---------------|--------------|-------------------------------------|--|----------------|--|--------|
| | | | 100% Alberta School Foundation Fund | | | | |
| 2146000 | SW-6-25-20-4 | 158.97 Acres | | | | | |
| | F LAND | | T 1 FARMLAND | | Taxable Total: | | 26,970 |
| | | | 100% Alberta School Foundation Fund | | | | |
| 2147000 | NE-7-25-20-4 | 160.00 Acres | | | | | |
| | F LAND | | T 1 FARMLAND | | Taxable Total: | | 30,780 |
| | | | 100% Alberta School Foundation Fund | | | | |
| 2148000 | NW-7-25-20-4 | 160.00 Acres | | | | | |
| | F LAND | | T 1 FARMLAND | | Taxable Total: | | 32,660 |
| | | | 100% Alberta School Foundation Fund | | | | |
| 2149000 | SE-7-25-20-4 | 160.00 Acres | | | | | |
| | F LAND | | T 1 FARMLAND | | Taxable Total: | | 29,730 |
| | | | 100% Alberta School Foundation Fund | | | | |
| 2150000 | SW-7-25-20-4 | 160.00 Acres | | | | | |
| | F LAND | | T 1 FARMLAND | | Taxable Total: | | 33,050 |
| | | | 100% Alberta School Foundation Fund | | | | |
| 2151000 | NE-8-25-20-4 | 124.00 Acres | SOUTHWEST OF LAKE | | | | |
| | F LAND | | T 1 FARMLAND | | Taxable Total: | | 28,020 |
| | | | 100% Alberta School Foundation Fund | | | | |
| 2151010 | NE-8-25-20-4 | 36.00 Acres | N.E. CORNER OF LSD 16 | | | | |
| | NR LAND | | E 154 PROVINCIAL EXEMPT | | Exempt Total: | | 38,400 |
| | | | 100% Alberta School Foundation Fund | | | | |
| 2152000 | NW-8-25-20-4 | 160.00 Acres | | | | | |
| | F LAND | | T 1 FARMLAND | | Taxable Total: | | 30,520 |
| | | | 100% Alberta School Foundation Fund | | | | |
| 2153000 | SE-8-25-20-4 | 160.00 Acres | | | | | |



2020 Assessment Roll (Valuation Date 1-July, 2020) 2021 Taxation Year, Wheatland County

Assessment Year: 2020
Tax Year: 2021

| Roll | Legal Address | | | | | Total | |
|---------|-------------------------------------|---------------------|---|-----|---------------------------------|----------------|---------|
| 2154000 | F | LAND | T | 1 | FARMLAND | Taxable Total: | 35,230 |
| | 100% Alberta School Foundation Fund | | | | | | |
| | SW-8-25-20-4 | 160.00 Acres | | | | | |
| 2155000 | F | LAND | T | 1 | FARMLAND | Taxable Total: | 29,780 |
| | 100% Alberta School Foundation Fund | | | | | | |
| | NE-9-25-20-4 | 160.00 Acres | | | | | |
| | 251052 RGE RD 203 | | | | | | |
| | F | LAND & IMPROVEMENTS | T | 1 | FARMLAND | | 28,610 |
| | R | | T | 103 | RESIDENTIAL LAND & IMPROVEMENTS | | 186,080 |
| | | | | | | Taxable Total: | 214,690 |
| | R | | E | 901 | RURAL RESIDENCE EXEMPTION (RAP) | | 61,540 |
| | R | | E | 903 | FARM BUILDING EXEMPT | | 20,120 |
| | 100% Alberta School Foundation Fund | | | | | Exempt Total: | 81,660 |
| | | | | | | Totals: | 296,350 |
| 2156000 | NW-9-25-20-4 | 160.00 Acres | | | | | |
| 2157000 | F | LAND | T | 1 | FARMLAND | Taxable Total: | 15,850 |
| | 100% Alberta School Foundation Fund | | | | | | |
| | SE-9-25-20-4 | 160.00 Acres | | | | | |
| | 251006 RGE RD 203 | | | | | | |
| | F | LAND & IMPROVEMENTS | T | 1 | FARMLAND | | 24,930 |
| | R | | T | 103 | RESIDENTIAL LAND & IMPROVEMENTS | | 235,340 |
| | | | | | | Taxable Total: | 260,270 |
| | R | | E | 901 | RURAL RESIDENCE EXEMPTION (RAP) | | 61,540 |
| | R | | E | 903 | FARM BUILDING EXEMPT | | 41,400 |
| | 100% Alberta School Foundation Fund | | | | | Exempt Total: | 102,940 |
| | | | | | | Totals: | 363,210 |
| 2158000 | SW-9-25-20-4 | 160.00 Acres | | | | | |
| 2159000 | F | LAND | T | 1 | FARMLAND | Taxable Total: | 37,150 |
| | 100% Alberta School Foundation Fund | | | | | | |
| | NE-10-25-20-4 | 144.83 Acres | | | | | |
| | F | LAND | T | 1 | FARMLAND | Taxable Total: | 29,140 |
| | 100% Alberta School Foundation Fund | | | | | | |



2020 Assessment Roll (Valuation Date 1-July, 2020) 2021 Taxation Year, Wheatland County

Assessment Year: 2020
Tax Year: 2021

| Roll | Legal Address | | | | | | Total |
|---------|---------------|---------------|-------------|-------|--|----------------|--------|
| 2159010 | 4946BM OT | NE-10-25-20-4 | 12.41 Acres | | N.E. CORNER | | |
| | NR | LAND | | E 154 | PROVINCIAL EXEMPT 100% Alberta School Foundation Fund | Exempt Total: | 13,240 |
| 2160000 | NW-10-25-20-4 | 160.00 Acres | | | | | |
| | F | LAND | | T 1 | FARMLAND 100% Alberta School Foundation Fund | Taxable Total: | 32,730 |
| 2161000 | SE-10-25-20-4 | 160.00 Acres | | | | | |
| | F | LAND | | T 1 | FARMLAND 100% Alberta School Foundation Fund | Taxable Total: | 39,330 |
| 2162000 | SW-10-25-20-4 | 160.00 Acres | | | | | |
| | F | LAND | | T 1 | FARMLAND 100% Alberta School Foundation Fund | Taxable Total: | 36,870 |
| 2163000 | NE-11-25-20-4 | 160.00 Acres | | | | | |
| | F | LAND | | T 1 | FARMLAND 100% Alberta School Foundation Fund | Taxable Total: | 30,650 |
| 2164000 | NW-11-25-20-4 | 159.21 Acres | | | | | |
| | F | LAND | | T 1 | FARMLAND 100% Alberta School Foundation Fund | Taxable Total: | 25,520 |
| 2165000 | SE-11-25-20-4 | 160.00 Acres | | | | | |
| | F | LAND | | T 1 | FARMLAND 100% Alberta School Foundation Fund | Taxable Total: | 34,470 |
| 2166000 | SW-11-25-20-4 | 160.00 Acres | | | | | |
| | F | LAND | | T 1 | FARMLAND 100% Alberta School Foundation Fund | Taxable Total: | 31,500 |
| 2167000 | NE-12-25-20-4 | 160.00 Acres | | | | | |
| | F | LAND | | T 1 | FARMLAND | Taxable Total: | 11,580 |



2020 Assessment Roll (Valuation Date 1-July, 2020) 2021 Taxation Year, Wheatland County

Assessment Year: 2020
Tax Year: 2021

| Roll | Legal Address | | | | | | Total |
|---------|---------------|--------------|-------------------------------------|--|----------------|--|--------|
| | | | 100% Alberta School Foundation Fund | | | | |
| 2168000 | NW-12-25-20-4 | 160.00 Acres | | | | | |
| | F LAND | | T 1 FARMLAND | | Taxable Total: | | 29,510 |
| | | | 100% Alberta School Foundation Fund | | | | |
| 2169000 | SE-12-25-20-4 | 160.00 Acres | | | | | |
| | F LAND | | T 1 FARMLAND | | Taxable Total: | | 11,580 |
| | | | 100% Alberta School Foundation Fund | | | | |
| 2170000 | SW-12-25-20-4 | 160.00 Acres | | | | | |
| | F LAND | | T 1 FARMLAND | | Taxable Total: | | 35,370 |
| | | | 100% Alberta School Foundation Fund | | | | |
| 2171000 | NE-13-25-20-4 | 160.00 Acres | | | | | |
| | F LAND | | T 1 FARMLAND | | Taxable Total: | | 28,100 |
| | | | 100% Alberta School Foundation Fund | | | | |
| 2172000 | NW-13-25-20-4 | 160.00 Acres | | | | | |
| | F LAND | | T 1 FARMLAND | | Taxable Total: | | 17,370 |
| | | | 100% Alberta School Foundation Fund | | | | |
| 2173000 | SE-13-25-20-4 | 160.00 Acres | | | | | |
| | F LAND | | T 1 FARMLAND | | Taxable Total: | | 11,970 |
| | | | 100% Alberta School Foundation Fund | | | | |
| 2174000 | SW-13-25-20-4 | 159.70 Acres | | | | | |
| | F LAND | | T 1 FARMLAND | | Taxable Total: | | 11,680 |
| | | | 100% Alberta School Foundation Fund | | | | |
| 2175000 | NE-14-25-20-4 | 160.00 Acres | | | | | |
| | F LAND | | T 1 FARMLAND | | Taxable Total: | | 20,790 |
| | | | 100% Alberta School Foundation Fund | | | | |
| 2176000 | NW-14-25-20-4 | 156.00 Acres | | | | | |



2020 Assessment Roll (Valuation Date 1-July, 2020) 2021 Taxation Year, Wheatland County

Assessment Year: 2020
Tax Year: 2021

| Roll | Legal Address | | | | | | Total |
|---------|---------------|---------------------|---|-----|-------------------------------------|----------------------|---------|
| | F | LAND | T | 1 | FARMLAND | Taxable Total: | 25,450 |
| | | | | | 100% Alberta School Foundation Fund | | |
| 2177000 | SE-14-25-20-4 | 159.57 Acres | | | | | |
| | F | LAND | T | 1 | FARMLAND | Taxable Total: | 29,180 |
| | | | | | 100% Alberta School Foundation Fund | | |
| 2178000 | SW-14-25-20-4 | 144.00 Acres | | | | SE.OF DEADHORSE LAKE | |
| | F | LAND | T | 1 | FARMLAND | Taxable Total: | 26,150 |
| | | | | | 100% Alberta School Foundation Fund | | |
| 2179000 | NE-15-25-20-4 | 143.73 Acres | | | | | |
| | | 252044 RGE RD 202 | | | | | |
| | F | LAND & IMPROVEMENTS | T | 1 | FARMLAND | | 20,550 |
| | R | | T | 103 | RESIDENTIAL LAND & IMPROVEMENTS | | 184,060 |
| | | | | | | Taxable Total: | 204,610 |
| | R | | E | 901 | RURAL RESIDENCE EXEMPTION (RAP) | | 61,540 |
| | | | | | 100% Alberta School Foundation Fund | Totals: | 266,150 |
| 2180000 | NW-15-25-20-4 | 160.00 Acres | | | | | |
| | F | LAND | T | 1 | FARMLAND | Taxable Total: | 26,180 |
| | | | | | 100% Alberta School Foundation Fund | | |
| 2181000 | SE-15-25-20-4 | 146.69 Acres | | | | | |
| | | 252044A RGE RD 202 | | | | | |
| | F | LAND & IMPROVEMENTS | T | 1 | FARMLAND | | 21,850 |
| | R | | T | 103 | RESIDENTIAL LAND & IMPROVEMENTS | | 134,330 |
| | | | | | | Taxable Total: | 156,180 |
| | R | | E | 901 | RURAL RESIDENCE EXEMPTION (RAP) | | 30,770 |
| | | | | | 100% Alberta School Foundation Fund | Totals: | 186,950 |
| 2182000 | SW-15-25-20-4 | 160.00 Acres | | | | | |
| | F | LAND | T | 1 | FARMLAND | Taxable Total: | 24,820 |
| | | | | | 100% Alberta School Foundation Fund | | |
| 2183000 | NE-16-25-20-4 | 160.00 Acres | | | | | |
| | F | LAND | T | 1 | FARMLAND | Taxable Total: | 15,900 |
| | | | | | 100% Alberta School Foundation Fund | | |



2020 Assessment Roll (Valuation Date 1-July, 2020)
2021 Taxation Year, Wheatland County

Assessment Year: 2020
Tax Year: 2021

| Roll | Legal Address | Total |
|---------|--|--------|
| 2184000 | NW-16-25-20-4 160.00 Acres | |
| | F LAND T 1 FARMLAND 100% Alberta School Foundation Fund Taxable Total: | 31,870 |
| 2185000 | SE-16-25-20-4 160.00 Acres | |
| | F LAND T 1 FARMLAND 100% Alberta School Foundation Fund Taxable Total: | 11,580 |
| 2186000 | SW-16-25-20-4 160.00 Acres | |
| | F LAND T 1 FARMLAND 100% Alberta School Foundation Fund Taxable Total: | 23,300 |
| 2187000 | NE-17-25-20-4 160.00 Acres | |
| | F LAND T 1 FARMLAND 100% Alberta School Foundation Fund Taxable Total: | 27,080 |
| 2188000 | NW-17-25-20-4 160.00 Acres | |
| | F LAND T 1 FARMLAND 100% Alberta School Foundation Fund Taxable Total: | 30,700 |
| 2189000 | SE-17-25-20-4 160.00 Acres | |
| | F LAND T 1 FARMLAND 100% Alberta School Foundation Fund Taxable Total: | 27,600 |
| 2190000 | SW-17-25-20-4 160.00 Acres | |
| | F LAND T 1 FARMLAND 100% Alberta School Foundation Fund Taxable Total: | 34,760 |
| 2191000 | NE-18-25-20-4 160.00 Acres | |
| | F LAND T 1 FARMLAND 100% Alberta School Foundation Fund Taxable Total: | 36,240 |
| 2192000 | NW-18-25-20-4 160.00 Acres | |
| | F LAND T 1 FARMLAND Taxable Total: | 30,810 |



2020 Assessment Roll (Valuation Date 1-July, 2020) 2021 Taxation Year, Wheatland County

Assessment Year: 2020
Tax Year: 2021

| Roll | Legal Address | | | | | | Total |
|---------|-----------------------|--------------|-------------------------------------|---------------------------------|----------------|--|---------|
| | | | 100% Alberta School Foundation Fund | | | | |
| 2193000 | SE-18-25-20-4 | 160.00 Acres | | | | | |
| | F LAND | | T 1 | FARMLAND | Taxable Total: | | 35,760 |
| | | | 100% Alberta School Foundation Fund | | | | |
| 2194000 | SW-18-25-20-4 | 160.00 Acres | | | | | |
| | F LAND | | T 1 | FARMLAND | Taxable Total: | | 32,220 |
| | | | 100% Alberta School Foundation Fund | | | | |
| 2195000 | NE-19-25-20-4 | 160.00 Acres | | | | | |
| | F LAND | | T 1 | FARMLAND | Taxable Total: | | 30,640 |
| | | | 100% Alberta School Foundation Fund | | | | |
| 2196000 | NW-19-25-20-4 | 160.00 Acres | | | | | |
| | F LAND | | T 1 | FARMLAND | Taxable Total: | | 29,010 |
| | | | 100% Alberta School Foundation Fund | | | | |
| 2197000 | SE-19-25-20-4 | 160.00 Acres | | | | | |
| | F LAND | | T 1 | FARMLAND | Taxable Total: | | 22,610 |
| | | | 100% Alberta School Foundation Fund | | | | |
| 2198000 | SW-19-25-20-4 | 160.00 Acres | | | | | |
| | F LAND | | T 1 | FARMLAND | Taxable Total: | | 32,190 |
| | | | 100% Alberta School Foundation Fund | | | | |
| 2199000 | NE-20-25-20-4 | 160.00 Acres | | | | | |
| | F LAND | | T 1 | FARMLAND | Taxable Total: | | 21,620 |
| | | | 100% Alberta School Foundation Fund | | | | |
| 2200000 | NW-20-25-20-4 | 160.00 Acres | | | | | |
| | 253049 RGE RD 205 | | | | | | |
| | F LAND & IMPROVEMENTS | | T 1 | FARMLAND | | | 16,360 |
| | R | | T 103 | RESIDENTIAL LAND & IMPROVEMENTS | | | 101,700 |
| | | | Taxable Total: | | | | 118,060 |
| | R | | E 901 | RURAL RESIDENCE EXEMPTION (RAP) | | | 15,770 |
| | R | | E 903 | FARM BUILDING EXEMPT | | | 141,930 |



2020 Assessment Roll (Valuation Date 1-July, 2020) 2021 Taxation Year, Wheatland County

Assessment Year: 2020
Tax Year: 2021

| Roll | Legal Address | | | | | Total |
|---------|---------------|--------------|-------------------------------------|----------------|----------------|---------|
| | | | 100% Alberta School Foundation Fund | Exempt Total: | | 157,700 |
| | | | | Totals: | | 275,760 |
| 2201000 | SE-20-25-20-4 | 160.00 Acres | | | | |
| | F LAND | | T 1 FARMLAND | Taxable Total: | | 29,150 |
| | | | 100% Alberta School Foundation Fund | | | |
| 2202000 | SW-20-25-20-4 | 160.00 Acres | | | | |
| | F LAND | | T 1 FARMLAND | Taxable Total: | | 30,340 |
| | | | 100% Alberta School Foundation Fund | | | |
| 2203000 | NE-21-25-20-4 | 160.00 Acres | | | | |
| | F LAND | | T 1 FARMLAND | Taxable Total: | | 25,680 |
| | | | 100% Alberta School Foundation Fund | | | |
| 2204000 | NW-21-25-20-4 | 160.00 Acres | | | | |
| | F LAND | | T 1 FARMLAND | Taxable Total: | | 26,520 |
| | | | 100% Alberta School Foundation Fund | | | |
| 2205000 | SE-21-25-20-4 | 160.00 Acres | | | | |
| | F LAND | | T 1 FARMLAND | Taxable Total: | | 20,150 |
| | | | 100% Alberta School Foundation Fund | | | |
| 2206000 | SW-21-25-20-4 | 160.00 Acres | | | | |
| | F LAND | | T 1 FARMLAND | Taxable Total: | | 23,100 |
| | | | 100% Alberta School Foundation Fund | | | |
| 2207000 | NE-22-25-20-4 | 120.11 Acres | | | LSD 9, 10 & 15 | |
| | F LAND | | T 1 FARMLAND | Taxable Total: | | 21,640 |
| | | | 100% Alberta School Foundation Fund | | | |
| 2209000 | NW-22-25-20-4 | 160.00 Acres | | | | |
| | F LAND | | T 1 FARMLAND | Taxable Total: | | 32,590 |
| | | | 100% Alberta School Foundation Fund | | | |



2020 Assessment Roll (Valuation Date 1-July, 2020) 2021 Taxation Year, Wheatland County

Assessment Year: 2020
Tax Year: 2021

| Roll | Legal Address | | | | | Total |
|---------|------------------------------------|--------------|---------------------------------------|----------------|--|---------|
| 2210000 | SE-22-25-20-4 | 160.00 Acres | | | | |
| | F LAND | | T 1 FARMLAND | Taxable Total: | | 26,650 |
| | | | 100% Alberta School Foundation Fund | | | |
| 2211000 | SW-22-25-20-4 | 160.00 Acres | | | | |
| | F LAND | | T 1 FARMLAND | Taxable Total: | | 28,890 |
| | | | 100% Alberta School Foundation Fund | | | |
| 2212000 | NE-23-25-20-4 | 157.99 Acres | | | | |
| | F LAND | | T 1 FARMLAND | Taxable Total: | | 32,210 |
| | | | 100% Alberta School Foundation Fund | | | |
| 2212010 | 9812270 3 NE-23-25-20-4 2.01 Acres | | NORTHEAST CORNER | | | |
| | 253082 RGE RD 201 | | | | | |
| | R LAND & IMPROVEMENTS | | T 103 RESIDENTIAL LAND & IMPROVEMENTS | Taxable Total: | | 247,700 |
| | | | 100% Alberta School Foundation Fund | | | |
| 2213000 | NW-23-25-20-4 | 160.00 Acres | | | | |
| | F LAND | | T 1 FARMLAND | Taxable Total: | | 28,990 |
| | | | 100% Alberta School Foundation Fund | | | |
| 2214000 | SE-23-25-20-4 | 160.00 Acres | | | | |
| | F LAND | | T 1 FARMLAND | Taxable Total: | | 10,920 |
| | | | 100% Alberta School Foundation Fund | | | |
| 2215000 | SW-23-25-20-4 | 160.00 Acres | | | | |
| | F LAND | | T 1 FARMLAND | Taxable Total: | | 11,640 |
| | | | 100% Alberta School Foundation Fund | | | |
| 2216000 | NE-24-25-20-4 | 160.00 Acres | | | | |
| | F LAND | | T 1 FARMLAND | Taxable Total: | | 28,760 |
| | | | 100% Alberta School Foundation Fund | | | |
| 2217000 | NW-24-25-20-4 | 150.06 Acres | | | | |
| | F LAND | | T 1 FARMLAND | Taxable Total: | | 33,330 |



2020 Assessment Roll (Valuation Date 1-July, 2020) 2021 Taxation Year, Wheatland County

Assessment Year: 2020
Tax Year: 2021

| Roll | Legal Address | | | | Total | | | |
|---------|---------------|---------------------|--------------|-------------------------------------|---------------------------------|----------------|--|---------|
| | | | | 100% Alberta School Foundation Fund | | | | |
| 2217010 | 9812270 2 | NW-24-25-20-4 | 9.94 Acres | | NORTHWEST CORNER | | | |
| | F | LAND & IMPROVEMENTS | | T 1 | FARMLAND | | | 1,830 |
| | R | | | E 903 | FARM BUILDING EXEMPT | | | 39,620 |
| | | | | 100% Alberta School Foundation Fund | | Totals: | | 41,450 |
| 2218000 | SE-24-25-20-4 | | 160.00 Acres | | | | | |
| | F | LAND | | T 1 | FARMLAND | Taxable Total: | | 30,350 |
| | | | | 100% Alberta School Foundation Fund | | | | |
| 2219000 | SW-24-25-20-4 | | 160.00 Acres | | | | | |
| | F | LAND | | T 1 | FARMLAND | Taxable Total: | | 28,710 |
| | | | | 100% Alberta School Foundation Fund | | | | |
| 2220000 | NE-25-25-20-4 | | 157.00 Acres | | | | | |
| | F | LAND | | T 1 | FARMLAND | Taxable Total: | | 22,390 |
| | | | | 100% Alberta School Foundation Fund | | | | |
| 2221000 | NW-25-25-20-4 | | 157.87 Acres | | | | | |
| | F | LAND | | T 1 | FARMLAND | Taxable Total: | | 26,880 |
| | | | | 100% Alberta School Foundation Fund | | | | |
| 2222000 | SE-25-25-20-4 | | 160.00 Acres | | | | | |
| | F | LAND | | T 1 | FARMLAND | Taxable Total: | | 32,630 |
| | | | | 100% Alberta School Foundation Fund | | | | |
| 2223000 | SW-25-25-20-4 | | 151.71 Acres | | | | | |
| | F | LAND | | T 1 | FARMLAND | Taxable Total: | | 34,780 |
| | | | | 100% Alberta School Foundation Fund | | | | |
| 2223010 | 9812270 1 | SW-25-25-20-4 | 7.95 Acres | | SOUTHWEST CORNER | | | |
| | | 254001 RGE RD 201 | | | | | | |
| | F | LAND & IMPROVEMENTS | | T 1 | FARMLAND | | | 820 |
| | R | | | T 103 | RESIDENTIAL LAND & IMPROVEMENTS | | | 346,550 |
| | | | | | | Taxable Total: | | 347,370 |
| | R | | | E 901 | RURAL RESIDENCE EXEMPTION (RAP) | | | 2,650 |



2020 Assessment Roll (Valuation Date 1-July, 2020) 2021 Taxation Year, Wheatland County

Assessment Year: 2020
Tax Year: 2021

| Roll | Legal Address | | | | | | Total |
|---------|---------------|---------------------|---|------|---------------------------------|----------------|---------|
| | R | | E | 903 | FARM BUILDING EXEMPT | | 26,770 |
| | | | | 100% | Alberta School Foundation Fund | Exempt Total: | 29,420 |
| | | | | | | Totals: | 376,790 |
| 2224000 | NE-26-25-20-4 | 158.93 Acres | | | | | |
| | F | LAND | T | 1 | FARMLAND | Taxable Total: | 34,010 |
| | | | | 100% | Alberta School Foundation Fund | | |
| 2225000 | NW-26-25-20-4 | 160.00 Acres | | | | | |
| | F | LAND | T | 1 | FARMLAND | Taxable Total: | 28,530 |
| | | | | 100% | Alberta School Foundation Fund | | |
| 2226000 | SE-26-25-20-4 | 160.00 Acres | | | | | |
| | F | LAND | T | 1 | FARMLAND | Taxable Total: | 32,880 |
| | | | | 100% | Alberta School Foundation Fund | | |
| 2227000 | SW-26-25-20-4 | 160.00 Acres | | | | | |
| | F | LAND | T | 1 | FARMLAND | Taxable Total: | 26,740 |
| | | | | 100% | Alberta School Foundation Fund | | |
| 2228000 | NE-27-25-20-4 | 160.00 Acres | | | | | |
| | | 254076 RGE RD 202 | | | | | |
| | F | LAND & IMPROVEMENTS | T | 1 | FARMLAND | | 29,860 |
| | R | | T | 103 | RESIDENTIAL LAND & IMPROVEMENTS | | 570,960 |
| | | | | | | Taxable Total: | 600,820 |
| | R | | E | 901 | RURAL RESIDENCE EXEMPTION (RAP) | | 61,540 |
| | R | | E | 903 | FARM BUILDING EXEMPT | | 20,400 |
| | | | | 100% | Alberta School Foundation Fund | Exempt Total: | 81,940 |
| | | | | | | Totals: | 682,760 |
| 2229000 | NW-27-25-20-4 | 160.00 Acres | | | | | |
| | F | LAND | T | 1 | FARMLAND | Taxable Total: | 25,850 |
| | | | | 100% | Alberta School Foundation Fund | | |
| 2230000 | SE-27-25-20-4 | 160.00 Acres | | | | | |
| | | 254036 RGE RD 202 | | | | | |
| | F | LAND & IMPROVEMENTS | T | 1 | FARMLAND | | 27,790 |
| | R | | T | 103 | RESIDENTIAL LAND & IMPROVEMENTS | | 157,160 |
| | | | | | | Taxable Total: | 184,950 |



2020 Assessment Roll (Valuation Date 1-July, 2020) 2021 Taxation Year, Wheatland County

Assessment Year: 2020
Tax Year: 2021

| Roll | Legal Address | | | | | | Total |
|---------|---------------|---------------------|---|------|---------------------------------|----------------|---------|
| | R | | E | 901 | RURAL RESIDENCE EXEMPTION (RAP) | | 61,540 |
| | | | | 100% | Alberta School Foundation Fund | Totals: | 246,490 |
| 2231000 | SW-27-25-20-4 | 160.00 Acres | | | | | |
| | F | LAND | T | 1 | FARMLAND | Taxable Total: | 29,690 |
| | | | | 100% | Alberta School Foundation Fund | | |
| 2232000 | NE-28-25-20-4 | 160.00 Acres | | | | | |
| | F | LAND | T | 1 | FARMLAND | Taxable Total: | 23,790 |
| | | | | 100% | Alberta School Foundation Fund | | |
| 2233000 | NW-28-25-20-4 | 160.00 Acres | | | | | |
| | F | LAND | T | 1 | FARMLAND | Taxable Total: | 27,440 |
| | | | | 100% | Alberta School Foundation Fund | | |
| 2234000 | SE-28-25-20-4 | 160.00 Acres | | | | | |
| | | 202078A TWP RD 254 | | | | | |
| | F | LAND & IMPROVEMENTS | T | 1 | FARMLAND | | 23,940 |
| | R | | T | 103 | RESIDENTIAL LAND & IMPROVEMENTS | | 186,360 |
| | | | | | Taxable Total: | | 210,300 |
| | R | | E | 901 | RURAL RESIDENCE EXEMPTION (RAP) | | 95,940 |
| | | | | 100% | Alberta School Foundation Fund | Totals: | 306,240 |
| 2235000 | SW-28-25-20-4 | 160.00 Acres | | | | | |
| | F | LAND | T | 1 | FARMLAND | Taxable Total: | 24,160 |
| | | | | 100% | Alberta School Foundation Fund | | |
| 2236000 | NE-29-25-20-4 | 160.00 Acres | | | | | |
| | F | LAND | T | 1 | FARMLAND | Taxable Total: | 30,790 |
| | | | | 100% | Alberta School Foundation Fund | | |
| 2237000 | NW-29-25-20-4 | 160.00 Acres | | | | | |
| | F | LAND | T | 1 | FARMLAND | Taxable Total: | 31,790 |
| | | | | 100% | Alberta School Foundation Fund | | |
| 2238000 | SE-29-25-20-4 | 160.00 Acres | | | | | |
| | F | LAND | T | 1 | FARMLAND | Taxable Total: | 21,460 |



2020 Assessment Roll (Valuation Date 1-July, 2020) 2021 Taxation Year, Wheatland County

Assessment Year: 2020
Tax Year: 2021

| Roll | Legal Address | | | | | | Total | |
|---------|-------------------|---------------------|-------------------------------------|-----|---------------------------------|----------------|---------|---------|
| 2239000 | SW-29-25-20-4 | 160.00 Acres | 100% Alberta School Foundation Fund | | | | | |
| | F | LAND | T | 1 | FARMLAND | Taxable Total: | 25,140 | |
| 2240000 | NE-30-25-20-4 | 155.94 Acres | 100% Alberta School Foundation Fund | | | | | |
| | F | LAND | T | 1 | FARMLAND | Taxable Total: | 31,010 | |
| 2241000 | NW-30-25-20-4 | 155.95 Acres | 100% Alberta School Foundation Fund | | | | | |
| | F | LAND | T | 1 | FARMLAND | Taxable Total: | 34,660 | |
| 2242000 | SE-30-25-20-4 | 160.00 Acres | 100% Alberta School Foundation Fund | | | | | |
| | F | LAND | T | 1 | FARMLAND | Taxable Total: | 28,320 | |
| 2243000 | SW-30-25-20-4 | 160.00 Acres | 100% Alberta School Foundation Fund | | | | | |
| | F | LAND | T | 1 | FARMLAND | Taxable Total: | 30,930 | |
| 2244000 | NE-31-25-20-4 | 158.00 Acres | 100% Alberta School Foundation Fund | | | | | |
| | 255064 RGE RD 205 | | | | | | | |
| | F | LAND & IMPROVEMENTS | T | 1 | FARMLAND | | 18,410 | |
| | R | | T | 103 | RESIDENTIAL LAND & IMPROVEMENTS | | 382,430 | |
| | | | Taxable Total: | | | | 400,840 | |
| | R | | E | 901 | RURAL RESIDENCE EXEMPTION (RAP) | | 30,770 | |
| | | | 100% Alberta School Foundation Fund | | | | | |
| | | | Totals: | | | | | 431,610 |
| 2245000 | NW-31-25-20-4 | 156.85 Acres | 100% Alberta School Foundation Fund | | | | | |
| | F | LAND | T | 1 | FARMLAND | Taxable Total: | 30,050 | |
| 2246000 | SE-31-25-20-4 | 160.00 Acres | 100% Alberta School Foundation Fund | | | | | |
| | F | LAND | T | 1 | FARMLAND | Taxable Total: | 27,510 | |



2020 Assessment Roll (Valuation Date 1-July, 2020) 2021 Taxation Year, Wheatland County

Assessment Year: 2020
Tax Year: 2021

| Roll | Legal Address | | | | | | Total |
|---------|---------------|------|--------------|---|-------------------------------------|----------------|--------|
| 2247000 | SW-31-25-20-4 | | 160.00 Acres | | 100% Alberta School Foundation Fund | | |
| | F | LAND | T | 1 | FARMLAND | Taxable Total: | 21,610 |
| 2248000 | NE-32-25-20-4 | | 158.00 Acres | | 100% Alberta School Foundation Fund | | |
| | F | LAND | T | 1 | FARMLAND | Taxable Total: | 31,340 |
| 2249000 | NW-32-25-20-4 | | 156.33 Acres | | 100% Alberta School Foundation Fund | | |
| | F | LAND | T | 1 | FARMLAND | Taxable Total: | 32,070 |
| 2250000 | SE-32-25-20-4 | | 160.00 Acres | | 100% Alberta School Foundation Fund | | |
| | F | LAND | T | 1 | FARMLAND | Taxable Total: | 32,570 |
| 2251000 | SW-32-25-20-4 | | 160.00 Acres | | 100% Alberta School Foundation Fund | | |
| | F | LAND | T | 1 | FARMLAND | Taxable Total: | 29,550 |
| 2252000 | NE-33-25-20-4 | | 157.29 Acres | | 100% Alberta School Foundation Fund | | |
| | F | LAND | T | 1 | FARMLAND | Taxable Total: | 24,450 |
| 2253000 | NW-33-25-20-4 | | 158.00 Acres | | 100% Alberta School Foundation Fund | | |
| | F | LAND | T | 1 | FARMLAND | Taxable Total: | 28,850 |
| 2254000 | SE-33-25-20-4 | | 160.00 Acres | | 100% Alberta School Foundation Fund | | |
| | F | LAND | T | 1 | FARMLAND | Taxable Total: | 25,840 |
| 2255000 | SW-33-25-20-4 | | 160.00 Acres | | 100% Alberta School Foundation Fund | | |



2020 Assessment Roll (Valuation Date 1-July, 2020) 2021 Taxation Year, Wheatland County

Assessment Year: 2020
Tax Year: 2021

| Roll | Legal Address | | | | | | Total |
|---------|---------------|---------------------|---|-----|-------------------------------------|---------------------------------|---------|
| | F | LAND | T | 1 | FARMLAND | Taxable Total: | 27,010 |
| | | | | | 100% Alberta School Foundation Fund | | |
| 2256000 | NE-34-25-20-4 | 157.87 Acres | | | | County Lease-Taubert Stock Pile | |
| | F | LAND | T | 1 | FARMLAND | | 24,440 |
| | NR | | E | 152 | MUNI GRAVEL OPERATION- EXEMPT | | 50,360 |
| | | | | | 100% Alberta School Foundation Fund | Totals: | 74,800 |
| 2257000 | NW-34-25-20-4 | 157.18 Acres | | | | | |
| | F | LAND | T | 1 | FARMLAND | Taxable Total: | 20,950 |
| | | | | | 100% Alberta School Foundation Fund | | |
| 2258000 | SE-34-25-20-4 | 160.00 Acres | | | | | |
| | F | LAND | T | 1 | FARMLAND | Taxable Total: | 28,010 |
| | | | | | 100% Alberta School Foundation Fund | | |
| 2259000 | SW-34-25-20-4 | 160.00 Acres | | | | | |
| | F | LAND | T | 1 | FARMLAND | Taxable Total: | 11,210 |
| | | | | | 100% Alberta School Foundation Fund | | |
| 2260000 | NE-35-25-20-4 | 155.15 Acres | | | | | |
| | | 201019 HWY 564 | | | | | |
| | F | LAND & IMPROVEMENTS | T | 1 | FARMLAND | | 25,520 |
| | R | | T | 103 | RESIDENTIAL LAND & IMPROVEMENTS | | 220,160 |
| | | | | | | Taxable Total: | 245,680 |
| | R | | E | 901 | RURAL RESIDENCE EXEMPTION (RAP) | | 61,540 |
| | | | | | 100% Alberta School Foundation Fund | Totals: | 307,220 |
| 2261000 | NE-35-25-20-4 | 2.73 Acres | | | | NORTHEAST CORNER | |
| | NR | LAND | E | 155 | WHEATLAND COUNTY EXEMPT | Exempt Total: | 45,100 |
| | | | | | 100% Alberta School Foundation Fund | | |
| 2262000 | NW-35-25-20-4 | 157.74 Acres | | | | | |
| | F | LAND | T | 1 | FARMLAND | Taxable Total: | 24,440 |
| | | | | | 100% Alberta School Foundation Fund | | |
| 2263000 | SE-35-25-20-4 | 160.00 Acres | | | | | |



2020 Assessment Roll (Valuation Date 1-July, 2020) 2021 Taxation Year, Wheatland County

Assessment Year: 2020
Tax Year: 2021

| Roll | Legal Address | | | | | Taxable Total: | Total |
|---------|---------------|---------------------|---|-----|-------------------------------------|----------------|---------|
| | F | LAND | T | 1 | FARMLAND | | 29,110 |
| | | | | | 100% Alberta School Foundation Fund | | |
| 2264000 | SW-35-25-20-4 | 160.00 Acres | | | | | |
| | F | LAND | T | 1 | FARMLAND | Taxable Total: | 32,740 |
| | | | | | 100% Alberta School Foundation Fund | | |
| 2265000 | NE-36-25-20-4 | 158.01 Acres | | | | | |
| | F | LAND | T | 1 | FARMLAND | Taxable Total: | 31,490 |
| | | | | | 100% Alberta School Foundation Fund | | |
| 2266000 | NW-36-25-20-4 | 157.89 Acres | | | | | |
| | F | LAND | T | 1 | FARMLAND | Taxable Total: | 24,480 |
| | | | | | 100% Alberta School Foundation Fund | | |
| 2267000 | SE-36-25-20-4 | 160.00 Acres | | | | | |
| | F | LAND | T | 1 | FARMLAND | Taxable Total: | 24,240 |
| | | | | | 100% Alberta School Foundation Fund | | |
| 2268000 | SW-36-25-20-4 | 157.87 Acres | | | | | |
| | F | LAND | T | 1 | FARMLAND | Taxable Total: | 30,030 |
| | | | | | 100% Alberta School Foundation Fund | | |
| 2269000 | NE-1-26-20-4 | 160.00 Acres | | | | | |
| | | 260056A RGE RD 200 | | | | | |
| | F | LAND & IMPROVEMENTS | T | 1 | FARMLAND | | 29,870 |
| | R | | T | 103 | RESIDENTIAL LAND & IMPROVEMENTS | | 345,160 |
| | | | | | | Taxable Total: | 375,030 |
| | R | | E | 901 | RURAL RESIDENCE EXEMPTION (RAP) | | 61,540 |
| | | | | | 100% Alberta School Foundation Fund | Totals: | 436,570 |
| 2270000 | NW-1-26-20-4 | 157.72 Acres | | | | | |
| | F | LAND | T | 1 | FARMLAND | Taxable Total: | 27,540 |
| | | | | | 100% Alberta School Foundation Fund | | |
| 2271000 | SE-1-26-20-4 | 158.01 Acres | | | | | |
| | F | LAND | T | 1 | FARMLAND | Taxable Total: | 32,340 |



2020 Assessment Roll (Valuation Date 1-July, 2020) 2021 Taxation Year, Wheatland County

Assessment Year: 2020
Tax Year: 2021

| Roll | Legal Address | | | | | | Total |
|---------|------------------------|--------------|-------------------------------------|---------------------------------|----------------|--|---------|
| | | | 100% Alberta School Foundation Fund | | | | |
| 2272000 | SW-1-26-20-4 | 157.43 Acres | | | | | |
| | F LAND | | T 1 | FARMLAND | Taxable Total: | | 27,690 |
| | | | 100% Alberta School Foundation Fund | | | | |
| 2273000 | NE-2-26-20-4 | 160.00 Acres | | | | | |
| | F LAND | | T 1 | FARMLAND | Taxable Total: | | 27,860 |
| | | | 100% Alberta School Foundation Fund | | | | |
| 2274000 | NW-2-26-20-4 | 160.00 Acres | | | | | |
| | F LAND | | T 1 | FARMLAND | Taxable Total: | | 28,600 |
| | | | 100% Alberta School Foundation Fund | | | | |
| 2275000 | SE-2-26-20-4 | 156.00 Acres | | | | | |
| | 201026 HWY 564 | | | | | | |
| | F LAND & IMPROVEMENTS | | T 1 | FARMLAND | | | 13,520 |
| | R | | T 103 | RESIDENTIAL LAND & IMPROVEMENTS | | | 104,210 |
| | | | Taxable Total: | | | | 117,730 |
| | R | | E 901 | RURAL RESIDENCE EXEMPTION (RAP) | | | 57,690 |
| | | | 100% Alberta School Foundation Fund | | | | |
| | | | Totals: | | | | 175,420 |
| 2276000 | 4723BM OT SE-2-26-20-4 | 1.28 Acres | OLD RD ALLOWANCE-SE.CORNER | | | | |
| | NR LAND | | E 155 | WHEATLAND COUNTY EXEMPT | Exempt Total: | | 3,490 |
| | | | 100% Alberta School Foundation Fund | | | | |
| 2277000 | SW-2-26-20-4 | 158.01 Acres | | | | | |
| | F LAND | | T 1 | FARMLAND | Taxable Total: | | 32,440 |
| | | | 100% Alberta School Foundation Fund | | | | |
| 2278000 | NE-3-26-20-4 | 160.00 Acres | | | | | |
| | F LAND | | T 1 | FARMLAND | Taxable Total: | | 31,580 |
| | | | 100% Alberta School Foundation Fund | | | | |
| 2279000 | NW-3-26-20-4 | 160.00 Acres | | | | | |
| | F LAND | | T 1 | FARMLAND | Taxable Total: | | 29,430 |



2020 Assessment Roll (Valuation Date 1-July, 2020) 2021 Taxation Year, Wheatland County

Assessment Year: 2020
Tax Year: 2021

| Roll | Legal Address | | | | | | Total |
|---------|-----------------------|--------------|-------------------------------------|---------------------------------|----------------|--|---------|
| | | | 100% Alberta School Foundation Fund | | | | |
| 2280000 | SE-3-26-20-4 | 158.14 Acres | | | | | |
| | F LAND | | T 1 | FARMLAND | Taxable Total: | | 33,960 |
| | | | 100% Alberta School Foundation Fund | | | | |
| 2281000 | SW-3-26-20-4 | 158.77 Acres | | | | | |
| | 202052 HWY 564 | | | | | | |
| | F LAND & IMPROVEMENTS | | T 1 | FARMLAND | | | 11,260 |
| | R | | T 103 | RESIDENTIAL LAND & IMPROVEMENTS | | | 101,700 |
| | | | Taxable Total: | | | | 112,960 |
| | R | | E 901 | RURAL RESIDENCE EXEMPTION (RAP) | | | 22,200 |
| | | | 100% Alberta School Foundation Fund | | | | |
| | | | Totals: | | | | 135,160 |
| 2282000 | NE-4-26-20-4 | 160.00 Acres | | | | | |
| | F LAND | | T 1 | FARMLAND | Taxable Total: | | 29,660 |
| | | | 100% Alberta School Foundation Fund | | | | |
| 2283000 | NW-4-26-20-4 | 160.00 Acres | | | | | |
| | F LAND | | T 1 | FARMLAND | Taxable Total: | | 31,790 |
| | | | 100% Alberta School Foundation Fund | | | | |
| 2284000 | SE-4-26-20-4 | 158.37 Acres | | | | | |
| | F LAND | | T 1 | FARMLAND | Taxable Total: | | 30,360 |
| | | | 100% Alberta School Foundation Fund | | | | |
| 2285000 | SW-4-26-20-4 | 158.00 Acres | | | | | |
| | F LAND | | T 1 | FARMLAND | Taxable Total: | | 30,100 |
| | | | 100% Alberta School Foundation Fund | | | | |
| 2286000 | NE-5-26-20-4 | 160.00 Acres | | | | | |
| | F LAND | | T 1 | FARMLAND | Taxable Total: | | 32,040 |
| | | | 100% Alberta School Foundation Fund | | | | |
| 2287000 | NW-5-26-20-4 | 160.00 Acres | | | | | |
| | F LAND | | T 1 | FARMLAND | Taxable Total: | | 25,840 |



2020 Assessment Roll (Valuation Date 1-July, 2020) 2021 Taxation Year, Wheatland County

Assessment Year: 2020
Tax Year: 2021

| Roll | Legal Address | | | | | | Total |
|---------|-----------------------------------|--------------|-------------------------------------|---------------------------------|--|----------------|----------------|
| | | | 100% Alberta School Foundation Fund | | | | |
| 2288000 | SE-5-26-20-4 | 152.75 Acres | | | | | |
| | F LAND & IMPROVEMENTS | | T 1 | FARMLAND | | | 24,540 |
| | R | | E 903 | FARM BUILDING EXEMPT | | | 34,870 |
| | | | 100% Alberta School Foundation Fund | | | | |
| | | | Totals: | | | | 59,410 |
| 2288010 | 9011128 1 SE-5-26-20-4 5.10 Acres | | NORTH CENTRAL PORTION | | | | |
| | 204022 HWY 564 | | | | | | |
| | F LAND & IMPROVEMENTS | | T 1 | FARMLAND | | | 160 |
| | R | | T 103 | RESIDENTIAL LAND & IMPROVEMENTS | | | 327,210 |
| | | | Taxable Total: | | | | 327,370 |
| | R | | E 901 | RURAL RESIDENCE EXEMPTION (RAP) | | | 61,540 |
| | R | | E 903 | FARM BUILDING EXEMPT | | | 11,750 |
| | | | 100% Alberta School Foundation Fund | | | | |
| | | | Exempt Total: | | | | 73,290 |
| | | | Totals: | | | | 400,660 |
| 2289000 | SW-5-26-20-4 | 157.43 Acres | | | | | |
| | F LAND | | T 1 | FARMLAND | | Taxable Total: | 29,670 |
| | | | 100% Alberta School Foundation Fund | | | | |
| 2290000 | NE-6-26-20-4 | 160.00 Acres | | | | | |
| | F LAND | | T 1 | FARMLAND | | Taxable Total: | 26,560 |
| | | | 100% Alberta School Foundation Fund | | | | |
| 2291000 | NW-6-26-20-4 | 160.00 Acres | | | | | |
| | F LAND | | T 1 | FARMLAND | | Taxable Total: | 22,430 |
| | | | 100% Alberta School Foundation Fund | | | | |
| 2292000 | SE-6-26-20-4 | 156.50 Acres | | | | | |
| | F LAND | | T 1 | FARMLAND | | Taxable Total: | 20,940 |
| | | | 100% Alberta School Foundation Fund | | | | |
| 2293000 | SW-6-26-20-4 | 158.00 Acres | | | | | |
| | F LAND | | T 1 | FARMLAND | | Taxable Total: | 25,510 |
| | | | 100% Alberta School Foundation Fund | | | | |



2020 Assessment Roll (Valuation Date 1-July, 2020) 2021 Taxation Year, Wheatland County

Assessment Year: 2020
Tax Year: 2021

| Roll | Legal Address | | | | | Total |
|---------|--------------------------|--------------|--|----------------|--|---------|
| 2294000 | NE-7-26-20-4 | 159.00 Acres | | | | |
| | F LAND | | T 1 FARMLAND | Taxable Total: | | 24,810 |
| | | | 100% Alberta School Foundation Fund | | | |
| 2295000 | NW-7-26-20-4 | 159.00 Acres | | | | |
| | F LAND | | T 1 FARMLAND | Taxable Total: | | 31,800 |
| | | | 100% Alberta School Foundation Fund | | | |
| 2296000 | SE-7-26-20-4 | 160.00 Acres | | | | |
| | F LAND | | T 1 FARMLAND | Taxable Total: | | 30,340 |
| | | | 100% Alberta School Foundation Fund | | | |
| 2297000 | SW-7-26-20-4 | 160.00 Acres | | | | |
| | | | | Sand Pit | | |
| | F LAND | | T 1 FARMLAND | | | 21,050 |
| | NR | | T 105 NON-RESEIDENTIAL LAND & IMPROVEMENTS | | | 48,000 |
| | | | 100% Alberta School Foundation Fund | Taxable Total: | | 69,050 |
| 2298000 | NE-8-26-20-4 | 160.00 Acres | | | | |
| | F LAND | | T 1 FARMLAND | Taxable Total: | | 33,170 |
| | | | 100% Alberta School Foundation Fund | | | |
| 2299000 | NW-8-26-20-4 | 125.17 Acres | | | | |
| | F LAND | | T 1 FARMLAND | Taxable Total: | | 27,310 |
| | | | 100% Alberta School Foundation Fund | | | |
| 2299010 | 1712226 1 1 NW-8-26-20-4 | 34.83 Acres | | | | |
| | 204069 TWP RD 262 | | | NW Corner | | |
| | F LAND & IMPROVEMENTS | | T 1 FARMLAND | | | 3,820 |
| | R | | T 103 RESIDENTIAL LAND & IMPROVEMENTS | | | 273,780 |
| | | | | Taxable Total: | | 277,600 |
| | R | | E 901 RURAL RESIDENCE EXEMPTION (RAP) | | | 3,820 |
| | | | 100% Alberta School Foundation Fund | Totals: | | 281,420 |
| 2300000 | SE-8-26-20-4 | 160.00 Acres | | | | |
| | F LAND | | T 1 FARMLAND | Taxable Total: | | 33,760 |



2020 Assessment Roll (Valuation Date 1-July, 2020) 2021 Taxation Year, Wheatland County

Assessment Year: 2020
Tax Year: 2021

| Roll | Legal Address | | | | | | Total |
|---------|--|------|-------------------------------------|---|----------|----------------|--------|
| 2301000 | SW-8-26-20-4 160.00 Acres | | 100% Alberta School Foundation Fund | | | | |
| | F | LAND | T | 1 | FARMLAND | Taxable Total: | 29,170 |
| 2302000 | NE-9-26-20-4 160.00 Acres | | 100% Alberta School Foundation Fund | | | | |
| | F | LAND | T | 1 | FARMLAND | Taxable Total: | 30,910 |
| 2303000 | NW-9-26-20-4 160.00 Acres | | 100% Alberta School Foundation Fund | | | | |
| | F | LAND | T | 1 | FARMLAND | Taxable Total: | 23,930 |
| 2304000 | SE-9-26-20-4 160.00 Acres | | 100% Alberta School Foundation Fund | | | | |
| | F | LAND | T | 1 | FARMLAND | Taxable Total: | 33,310 |
| 2305000 | SW-9-26-20-4 160.00 Acres 261019 RGE RD 204 | | 100% Alberta School Foundation Fund | | | | |
| | F | LAND | T | 1 | FARMLAND | Taxable Total: | 29,690 |
| 2306000 | NE-10-26-20-4 160.00 Acres | | 100% Alberta School Foundation Fund | | | | |
| | F | LAND | T | 1 | FARMLAND | Taxable Total: | 24,740 |
| 2307000 | NW-10-26-20-4 160.00 Acres | | 100% Alberta School Foundation Fund | | | | |
| | F | LAND | T | 1 | FARMLAND | Taxable Total: | 21,350 |
| 2308000 | SE-10-26-20-4 160.00 Acres | | 100% Alberta School Foundation Fund | | | | |
| | F | LAND | T | 1 | FARMLAND | Taxable Total: | 28,050 |
| 2309000 | SW-10-26-20-4 160.00 Acres | | 100% Alberta School Foundation Fund | | | | |



2020 Assessment Roll (Valuation Date 1-July, 2020) 2021 Taxation Year, Wheatland County

Assessment Year: 2020
Tax Year: 2021

| Roll | Legal Address | | | | | Total |
|---------|---------------|--------------|---|---|-------------------------------------|-----------------------|
| | F | LAND | T | 1 | FARMLAND | |
| | | | | | 100% Alberta School Foundation Fund | Taxable Total: 29,880 |
| 2310000 | NE-11-26-20-4 | 158.00 Acres | | | | |
| | F | LAND | T | 1 | FARMLAND | |
| | | | | | 100% Alberta School Foundation Fund | Taxable Total: 25,160 |
| 2311000 | NE-11-26-20-4 | 2.00 Acres | | | | |
| | | | | | | NORTHEAST CORNER |
| | F | LAND | T | 1 | FARMLAND | |
| | | | | | 100% Alberta School Foundation Fund | Taxable Total: 160 |
| 2312000 | NW-11-26-20-4 | 160.00 Acres | | | | |
| | F | LAND | T | 1 | FARMLAND | |
| | | | | | 100% Alberta School Foundation Fund | Taxable Total: 29,550 |
| 2313000 | SE-11-26-20-4 | 160.00 Acres | | | | |
| | F | LAND | T | 1 | FARMLAND | |
| | | | | | 100% Alberta School Foundation Fund | Taxable Total: 27,190 |
| 2314000 | SW-11-26-20-4 | 160.00 Acres | | | | |
| | F | LAND | T | 1 | FARMLAND | |
| | | | | | 100% Alberta School Foundation Fund | Taxable Total: 27,180 |
| 2315000 | NE-12-26-20-4 | 160.00 Acres | | | | |
| | F | LAND | T | 1 | FARMLAND | |
| | | | | | 100% Alberta School Foundation Fund | Taxable Total: 22,350 |
| 2316000 | NW-12-26-20-4 | 160.00 Acres | | | | |
| | F | LAND | T | 1 | FARMLAND | |
| | | | | | 100% Alberta School Foundation Fund | Taxable Total: 15,250 |
| 2318000 | SE-12-26-20-4 | 160.00 Acres | | | | |
| | F | LAND | T | 1 | FARMLAND | |
| | | | | | 100% Alberta School Foundation Fund | Taxable Total: 23,600 |



2020 Assessment Roll (Valuation Date 1-July, 2020) 2021 Taxation Year, Wheatland County

Assessment Year: 2020
Tax Year: 2021

| Roll | Legal Address | Total |
|---------|--|--------|
| 2319000 | SW-12-26-20-4 160.00 Acres | |
| | F LAND T 1 FARMLAND 100% Alberta School Foundation Fund Taxable Total: | 23,650 |
| 2320000 | NE-13-26-20-4 160.00 Acres | |
| | F LAND T 1 FARMLAND 100% Alberta School Foundation Fund Taxable Total: | 29,510 |
| 2321000 | NW-13-26-20-4 160.00 Acres | |
| | F LAND T 1 FARMLAND 100% Alberta School Foundation Fund Taxable Total: | 26,700 |
| 2322000 | SE-13-26-20-4 160.00 Acres | |
| | F LAND T 1 FARMLAND 100% Alberta School Foundation Fund Taxable Total: | 24,460 |
| 2323000 | SW-13-26-20-4 160.00 Acres | |
| | F LAND T 1 FARMLAND 100% Alberta School Foundation Fund Taxable Total: | 30,580 |
| 2324000 | NE-14-26-20-4 160.00 Acres | |
| | F LAND T 1 FARMLAND 100% Alberta School Foundation Fund Taxable Total: | 30,500 |
| 2325000 | NW-14-26-20-4 160.00 Acres | |
| | F LAND T 1 FARMLAND 100% Alberta School Foundation Fund Taxable Total: | 28,640 |
| 2326000 | SE-14-26-20-4 160.00 Acres | |
| | F LAND T 1 FARMLAND 100% Alberta School Foundation Fund Taxable Total: | 29,520 |
| 2327000 | SW-14-26-20-4 160.00 Acres | |
| | F LAND T 1 FARMLAND Taxable Total: | 26,570 |



2020 Assessment Roll (Valuation Date 1-July, 2020) 2021 Taxation Year, Wheatland County

Assessment Year: 2020
Tax Year: 2021

| Roll | Legal Address | | | | | | Total |
|---------|---------------|--------------|-------------------------------------|--|----------------|--|--------|
| | | | 100% Alberta School Foundation Fund | | | | |
| 2328000 | NE-15-26-20-4 | 160.00 Acres | | | | | |
| | F LAND | | T 1 FARMLAND | | Taxable Total: | | 27,320 |
| | | | 100% Alberta School Foundation Fund | | | | |
| 2329000 | NW-15-26-20-4 | 160.00 Acres | | | | | |
| | F LAND | | T 1 FARMLAND | | Taxable Total: | | 31,960 |
| | | | 100% Alberta School Foundation Fund | | | | |
| 2330000 | SE-15-26-20-4 | 160.00 Acres | | | | | |
| | F LAND | | T 1 FARMLAND | | Taxable Total: | | 19,930 |
| | | | 100% Alberta School Foundation Fund | | | | |
| 2331000 | SW-15-26-20-4 | 160.00 Acres | | | | | |
| | F LAND | | T 1 FARMLAND | | Taxable Total: | | 25,040 |
| | | | 100% Alberta School Foundation Fund | | | | |
| 2332000 | NE-16-26-20-4 | 160.00 Acres | | | | | |
| | F LAND | | T 1 FARMLAND | | Taxable Total: | | 23,090 |
| | | | 100% Alberta School Foundation Fund | | | | |
| 2333000 | NW-16-26-20-4 | 160.00 Acres | | | | | |
| | F LAND | | T 1 FARMLAND | | Taxable Total: | | 30,710 |
| | | | 100% Alberta School Foundation Fund | | | | |
| 2334000 | SE-16-26-20-4 | 160.00 Acres | | | | | |
| | F LAND | | T 1 FARMLAND | | Taxable Total: | | 20,650 |
| | | | 100% Alberta School Foundation Fund | | | | |
| 2335000 | SW-16-26-20-4 | 160.00 Acres | | | | | |
| | F LAND | | T 1 FARMLAND | | Taxable Total: | | 21,700 |
| | | | 100% Alberta School Foundation Fund | | | | |
| 2336000 | NE-17-26-20-4 | 160.00 Acres | | | | | |



2020 Assessment Roll (Valuation Date 1-July, 2020) 2021 Taxation Year, Wheatland County

Assessment Year: 2020
Tax Year: 2021

| Roll | Legal Address | | | | | Total |
|---------|---------------|--------------|---|---|-------------------------------------|-----------------------|
| | F | LAND | T | 1 | FARMLAND | Taxable Total: 28,510 |
| | | | | | 100% Alberta School Foundation Fund | |
| 2337000 | NW-17-26-20-4 | 160.00 Acres | | | | |
| | F | LAND | T | 1 | FARMLAND | Taxable Total: 29,100 |
| | | | | | 100% Alberta School Foundation Fund | |
| 2338000 | SE-17-26-20-4 | 160.00 Acres | | | | |
| | F | LAND | T | 1 | FARMLAND | Taxable Total: 21,850 |
| | | | | | 100% Alberta School Foundation Fund | |
| 2339000 | SW-17-26-20-4 | 160.00 Acres | | | | |
| | F | LAND | T | 1 | FARMLAND | Taxable Total: 29,520 |
| | | | | | 100% Alberta School Foundation Fund | |
| 2340000 | NE-18-26-20-4 | 157.17 Acres | | | | |
| | F | LAND | T | 1 | FARMLAND | Taxable Total: 21,750 |
| | | | | | 100% Alberta School Foundation Fund | |
| 2341000 | NW-18-26-20-4 | 160.00 Acres | | | | |
| | F | LAND | T | 1 | FARMLAND | Taxable Total: 26,320 |
| | | | | | 100% Alberta School Foundation Fund | |
| 2342000 | SE-18-26-20-4 | 153.95 Acres | | | | |
| | F | LAND | T | 1 | FARMLAND | Taxable Total: 30,260 |
| | | | | | 100% Alberta School Foundation Fund | |
| 2343000 | SW-18-26-20-4 | 159.00 Acres | | | | |
| | F | LAND | T | 1 | FARMLAND | Taxable Total: 21,240 |
| | | | | | 100% Alberta School Foundation Fund | |
| 2344000 | NE-19-26-20-4 | 159.55 Acres | | | | |
| | F | LAND | T | 1 | FARMLAND | Taxable Total: 10,960 |
| | | | | | 100% Alberta School Foundation Fund | |



2020 Assessment Roll (Valuation Date 1-July, 2020) 2021 Taxation Year, Wheatland County

Assessment Year: 2020
Tax Year: 2021

| Roll | Legal Address | Total |
|---------|--|-------|
| 2345000 | NW-19-26-20-4 160.00 Acres | |
| | F LAND T 1 FARMLAND Taxable Total: 9,970 100% Alberta School Foundation Fund | |
| 2346000 | SE-19-26-20-4 157.82 Acres | |
| | F LAND T 1 FARMLAND Taxable Total: 28,720 100% Alberta School Foundation Fund | |
| 2347000 | SW-19-26-20-4 160.00 Acres | |
| | F LAND T 1 FARMLAND Taxable Total: 12,100 100% Alberta School Foundation Fund | |
| 2348000 | NE-20-26-20-4 160.00 Acres | |
| | F LAND T 1 FARMLAND Taxable Total: 27,630 100% Alberta School Foundation Fund | |
| 2349000 | NW-20-26-20-4 157.63 Acres | |
| | 263065 RGE RD 205 | |
| | F LAND & IMPROVEMENTS T 1 FARMLAND 27,500 | |
| | R T 103 RESIDENTIAL LAND & IMPROVEMENTS 156,810 | |
| | R Taxable Total: 184,310 | |
| | E 901 RURAL RESIDENCE EXEMPTION (RAP) 61,540 | |
| | E 903 FARM BUILDING EXEMPT 6,750 | |
| | 100% Alberta School Foundation Fund Exempt Total: 68,290 | |
| | Totals: 252,600 | |
| 2350000 | SE-20-26-20-4 160.00 Acres | |
| | F LAND T 1 FARMLAND Taxable Total: 18,670 100% Alberta School Foundation Fund | |
| 2351000 | SW-20-26-20-4 159.98 Acres | |
| | F LAND T 1 FARMLAND Taxable Total: 22,930 100% Alberta School Foundation Fund | |
| 2352000 | NE-21-26-20-4 160.00 Acres | |
| | F LAND T 1 FARMLAND Taxable Total: 29,490 | |



2020 Assessment Roll (Valuation Date 1-July, 2020) 2021 Taxation Year, Wheatland County

Assessment Year: 2020
Tax Year: 2021

| Roll | Legal Address | | | | | | Total |
|---------|-----------------------|--------------|-------------------------------------|----------------|--|--|--------|
| | | | 100% Alberta School Foundation Fund | | | | |
| 2353000 | NW-21-26-20-4 | 160.00 Acres | | | | | |
| | F LAND | | T 1 FARMLAND | Taxable Total: | | | 33,720 |
| | | | 100% Alberta School Foundation Fund | | | | |
| 2354000 | SE-21-26-20-4 | 160.00 Acres | | | | | |
| | F LAND | | T 1 FARMLAND | Taxable Total: | | | 35,600 |
| | | | 100% Alberta School Foundation Fund | | | | |
| 2355000 | SW-21-26-20-4 | 160.00 Acres | | | | | |
| | F LAND | | T 1 FARMLAND | Taxable Total: | | | 32,560 |
| | | | 100% Alberta School Foundation Fund | | | | |
| 2356000 | NE-22-26-20-4 | 160.00 Acres | | | | | |
| | F LAND | | T 1 FARMLAND | Taxable Total: | | | 29,880 |
| | | | 100% Alberta School Foundation Fund | | | | |
| 2357000 | NW-22-26-20-4 | 160.00 Acres | | | | | |
| | F LAND | | T 1 FARMLAND | Taxable Total: | | | 25,670 |
| | | | 100% Alberta School Foundation Fund | | | | |
| 2358000 | SE-22-26-20-4 | 160.00 Acres | | | | | |
| | F LAND | | T 1 FARMLAND | Taxable Total: | | | 24,580 |
| | | | 100% Alberta School Foundation Fund | | | | |
| 2359000 | SW-22-26-20-4 | 160.00 Acres | | | | | |
| | F LAND & IMPROVEMENTS | | T 1 FARMLAND | | | | 29,010 |
| | R | | E 903 FARM BUILDING EXEMPT | | | | 21,600 |
| | | | 100% Alberta School Foundation Fund | | | | |
| | | | | Totals: | | | 50,610 |
| 2360000 | NE-23-26-20-4 | 160.00 Acres | | | | | |
| | F LAND | | T 1 FARMLAND | Taxable Total: | | | 33,520 |
| | | | 100% Alberta School Foundation Fund | | | | |



2020 Assessment Roll (Valuation Date 1-July, 2020) 2021 Taxation Year, Wheatland County

Assessment Year: 2020
Tax Year: 2021

| Roll | Legal Address | Total |
|---------|--|-------|
| 2362000 | NW-23-26-20-4 160.00 Acres | |
| | F LAND T 1 FARMLAND Taxable Total: 16,150 | |
| | 100% Alberta School Foundation Fund | |
| 2363000 | SE-23-26-20-4 160.00 Acres | |
| | F LAND T 1 FARMLAND Taxable Total: 31,890 | |
| | 100% Alberta School Foundation Fund | |
| 2364000 | SW-23-26-20-4 160.00 Acres | |
| | F LAND T 1 FARMLAND Taxable Total: 33,020 | |
| | 100% Alberta School Foundation Fund | |
| 2365000 | NE-24-26-20-4 160.00 Acres | |
| | 200027A TWP RD 264 | |
| | F LAND & IMPROVEMENTS T 1 FARMLAND 22,630 | |
| | R T 103 RESIDENTIAL LAND & IMPROVEMENTS 260,670 | |
| | R E 901 RURAL RESIDENCE EXEMPTION (RAP) 22,630 | |
| | R E 903 FARM BUILDING EXEMPT 4,430 | |
| | 100% Christ The Redeemer Reg. 3 Exempt Total: 27,060 | |
| | Totals: 310,360 | |
| 2366000 | NW-24-26-20-4 160.00 Acres | |
| | F LAND T 1 FARMLAND Taxable Total: 31,540 | |
| | 100% Alberta School Foundation Fund | |
| 2367000 | SE-24-26-20-4 160.00 Acres | |
| | F LAND T 1 FARMLAND Taxable Total: 33,770 | |
| | 100% Alberta School Foundation Fund | |
| 2368000 | SW-24-26-20-4 160.00 Acres | |
| | F LAND T 1 FARMLAND Taxable Total: 33,530 | |
| | 100% Alberta School Foundation Fund | |
| 2369000 | NE-25-26-20-4 160.00 Acres | |
| | F LAND T 1 FARMLAND Taxable Total: 19,340 | |



2020 Assessment Roll (Valuation Date 1-July, 2020) 2021 Taxation Year, Wheatland County

Assessment Year: 2020
Tax Year: 2021

| Roll | Legal Address | | | | | | Total |
|---------|---------------|--------------|-------------------------------------|--|----------------|--|--------|
| | | | 100% The Golden Hills Reg. Div. 15 | | | | |
| 2370000 | NW-25-26-20-4 | 160.00 Acres | | | | | |
| | F LAND | | T 1 FARMLAND | | Taxable Total: | | 29,910 |
| | | | 100% The Golden Hills Reg. Div. 15 | | | | |
| 2371000 | SE-25-26-20-4 | 160.00 Acres | | | | | |
| | F LAND | | T 1 FARMLAND | | Taxable Total: | | 21,740 |
| | | | 100% The Golden Hills Reg. Div. 15 | | | | |
| 2372000 | SW-25-26-20-4 | 160.00 Acres | | | | | |
| | F LAND | | T 1 FARMLAND | | Taxable Total: | | 28,280 |
| | | | 100% The Golden Hills Reg. Div. 15 | | | | |
| 2373000 | NE-26-26-20-4 | 160.00 Acres | | | | | |
| | F LAND | | T 1 FARMLAND | | Taxable Total: | | 31,710 |
| | | | 100% The Golden Hills Reg. Div. 15 | | | | |
| 2374000 | NW-26-26-20-4 | 160.00 Acres | | | | | |
| | F LAND | | T 1 FARMLAND | | Taxable Total: | | 33,810 |
| | | | 100% The Golden Hills Reg. Div. 15 | | | | |
| 2375000 | SE-26-26-20-4 | 160.00 Acres | | | | | |
| | F LAND | | T 1 FARMLAND | | Taxable Total: | | 29,610 |
| | | | 100% The Golden Hills Reg. Div. 15 | | | | |
| 2376000 | SW-26-26-20-4 | 160.00 Acres | | | | | |
| | F LAND | | T 1 FARMLAND | | Taxable Total: | | 30,230 |
| | | | 100% The Golden Hills Reg. Div. 15 | | | | |
| 2377000 | NE-27-26-20-4 | 160.00 Acres | | | | | |
| | F LAND | | T 1 FARMLAND | | Taxable Total: | | 27,810 |
| | | | 100% Alberta School Foundation Fund | | | | |
| 2378000 | NW-27-26-20-4 | 160.00 Acres | | | | | |



2020 Assessment Roll (Valuation Date 1-July, 2020) 2021 Taxation Year, Wheatland County

Assessment Year: 2020
Tax Year: 2021

| Roll | Legal Address | | | | | | Total |
|---------|---------------|--------------|---|---|-------------------------------------|----------------|--------|
| | F | LAND | T | 1 | FARMLAND | Taxable Total: | 22,730 |
| | | | | | 100% Alberta School Foundation Fund | | |
| 2379000 | SE-27-26-20-4 | 160.00 Acres | | | | | |
| | F | LAND | T | 1 | FARMLAND | Taxable Total: | 34,320 |
| | | | | | 100% Alberta School Foundation Fund | | |
| 2380000 | SW-27-26-20-4 | 160.00 Acres | | | | | |
| | F | LAND | T | 1 | FARMLAND | Taxable Total: | 32,670 |
| | | | | | 100% Alberta School Foundation Fund | | |
| 2381000 | NE-28-26-20-4 | 160.00 Acres | | | | | |
| | F | LAND | T | 1 | FARMLAND | Taxable Total: | 27,520 |
| | | | | | 100% Alberta School Foundation Fund | | |
| 2382000 | NW-28-26-20-4 | 160.00 Acres | | | | | |
| | F | LAND | T | 1 | FARMLAND | Taxable Total: | 27,280 |
| | | | | | 100% Alberta School Foundation Fund | | |
| 2383000 | SE-28-26-20-4 | 160.00 Acres | | | | | |
| | F | LAND | T | 1 | FARMLAND | Taxable Total: | 28,730 |
| | | | | | 100% Alberta School Foundation Fund | | |
| 2384000 | SW-28-26-20-4 | 160.00 Acres | | | | | |
| | F | LAND | T | 1 | FARMLAND | Taxable Total: | 30,480 |
| | | | | | 100% Alberta School Foundation Fund | | |
| 2385000 | NE-29-26-20-4 | 160.00 Acres | | | | | |
| | F | LAND | T | 1 | FARMLAND | Taxable Total: | 29,190 |
| | | | | | 100% Alberta School Foundation Fund | | |
| 2386000 | NW-29-26-20-4 | 156.61 Acres | | | | | |
| | F | LAND | T | 1 | FARMLAND | Taxable Total: | 25,120 |
| | | | | | 100% Alberta School Foundation Fund | | |



2020 Assessment Roll (Valuation Date 1-July, 2020) 2021 Taxation Year, Wheatland County

Assessment Year: 2020
Tax Year: 2021

| Roll | Legal Address | | | | Total |
|---------|---------------|--------------|-------------------------------------|----------------|--------|
| 2387000 | SE-29-26-20-4 | 160.00 Acres | | | |
| | F LAND | | T 1 FARMLAND | Taxable Total: | 28,390 |
| | | | 100% Alberta School Foundation Fund | | |
| 2388000 | SW-29-26-20-4 | 159.00 Acres | | | |
| | F LAND | | T 1 FARMLAND | Taxable Total: | 22,240 |
| | | | 100% Alberta School Foundation Fund | | |
| 2389000 | NE-30-26-20-4 | 159.48 Acres | | | |
| | F LAND | | T 1 FARMLAND | Taxable Total: | 16,510 |
| | | | 100% Alberta School Foundation Fund | | |
| 2390000 | NW-30-26-20-4 | 160.00 Acres | | | |
| | F LAND | | T 1 FARMLAND | Taxable Total: | 11,330 |
| | | | 100% Alberta School Foundation Fund | | |
| 2391000 | SE-30-26-20-4 | 159.00 Acres | | | |
| | F LAND | | T 1 FARMLAND | Taxable Total: | 23,220 |
| | | | 100% Alberta School Foundation Fund | | |
| 2392000 | SW-30-26-20-4 | 160.00 Acres | | | |
| | F LAND | | T 1 FARMLAND | Taxable Total: | 11,330 |
| | | | 100% Alberta School Foundation Fund | | |
| 2393000 | NE-31-26-20-4 | 156.02 Acres | | | |
| | F LAND | | T 1 FARMLAND | Taxable Total: | 28,210 |
| | | | 100% Alberta School Foundation Fund | | |
| 2394000 | NW-31-26-20-4 | 158.18 Acres | | | |
| | F LAND | | T 1 FARMLAND | Taxable Total: | 35,400 |
| | | | 100% Alberta School Foundation Fund | | |
| 2395000 | SE-31-26-20-4 | 159.49 Acres | | | |
| | F LAND | | T 1 FARMLAND | Taxable Total: | 21,630 |



2020 Assessment Roll (Valuation Date 1-July, 2020) 2021 Taxation Year, Wheatland County

Assessment Year: 2020
Tax Year: 2021

| Roll | Legal Address | | | | | | Total |
|---------|-----------------------|--------------|-------------------------------------|---------------------------------|----------------|--|---------|
| | | | 100% Alberta School Foundation Fund | | | | |
| 2396000 | SW-31-26-20-4 | 160.00 Acres | | | | | |
| | F LAND | | T 1 | FARMLAND | Taxable Total: | | 28,260 |
| | | | 100% Alberta School Foundation Fund | | | | |
| 2397000 | NE-32-26-20-4 | 157.96 Acres | | | | | |
| | F LAND | | T 1 | FARMLAND | Taxable Total: | | 23,280 |
| | | | 100% Alberta School Foundation Fund | | | | |
| 2398000 | NW-32-26-20-4 | 155.77 Acres | | | | | |
| | 204063 TWP RD 270 | | | | | | |
| | F LAND & IMPROVEMENTS | | T 1 | FARMLAND | | | 22,940 |
| | R | | T 103 | RESIDENTIAL LAND & IMPROVEMENTS | | | 117,360 |
| | | | Taxable Total: | | | | 140,300 |
| | R | | E 901 | RURAL RESIDENCE EXEMPTION (RAP) | | | 61,540 |
| | R | | E 903 | FARM BUILDING EXEMPT | | | 15,110 |
| | | | 100% Alberta School Foundation Fund | | | | |
| | | | Exempt Total: | | | | 76,650 |
| | | | Totals: | | | | 216,950 |
| 2399000 | SE-32-26-20-4 | 160.00 Acres | | | | | |
| | F LAND | | T 1 | FARMLAND | Taxable Total: | | 23,410 |
| | | | 100% Alberta School Foundation Fund | | | | |
| 2400000 | SW-32-26-20-4 | 154.49 Acres | | | | | |
| | F LAND | | T 1 | FARMLAND | Taxable Total: | | 17,790 |
| | | | 100% Alberta School Foundation Fund | | | | |
| 2401000 | NE-33-26-20-4 | 158.69 Acres | | | | | |
| | F LAND | | T 1 | FARMLAND | Taxable Total: | | 20,510 |
| | | | 100% Alberta School Foundation Fund | | | | |
| 2402000 | NW-33-26-20-4 | 158.40 Acres | | | | | |
| | F LAND | | T 1 | FARMLAND | Taxable Total: | | 25,550 |
| | | | 100% Alberta School Foundation Fund | | | | |
| 2403000 | SE-33-26-20-4 | 160.00 Acres | | | | | |



2020 Assessment Roll (Valuation Date 1-July, 2020) 2021 Taxation Year, Wheatland County

Assessment Year: 2020
Tax Year: 2021

| Roll | Legal Address | | | | | Total |
|---------|---------------|--------------|---|---|-------------------------------------|-----------------------|
| | F | LAND | T | 1 | FARMLAND | Taxable Total: 20,240 |
| | | | | | 100% Alberta School Foundation Fund | |
| 2404000 | SW-33-26-20-4 | 160.00 Acres | | | | |
| | F | LAND | T | 1 | FARMLAND | Taxable Total: 22,120 |
| | | | | | 100% Alberta School Foundation Fund | |
| 2405000 | NE-34-26-20-4 | 158.20 Acres | | | | |
| | F | LAND | T | 1 | FARMLAND | Taxable Total: 18,930 |
| | | | | | 100% Alberta School Foundation Fund | |
| 2406000 | NW-34-26-20-4 | 157.23 Acres | | | | |
| | F | LAND | T | 1 | FARMLAND | Taxable Total: 22,460 |
| | | | | | 100% Alberta School Foundation Fund | |
| 2407000 | SE-34-26-20-4 | 160.00 Acres | | | | |
| | F | LAND | T | 1 | FARMLAND | Taxable Total: 25,550 |
| | | | | | 100% Alberta School Foundation Fund | |
| 2408000 | SW-34-26-20-4 | 155.96 Acres | | | | |
| | F | LAND | T | 1 | FARMLAND | Taxable Total: 20,130 |
| | | | | | 100% Alberta School Foundation Fund | |
| 2409000 | NE-35-26-20-4 | 158.25 Acres | | | | |
| | F | LAND | T | 1 | FARMLAND | Taxable Total: 26,550 |
| | | | | | 100% The Golden Hills Reg. Div. 15 | |
| 2410000 | NW-35-26-20-4 | 159.34 Acres | | | | |
| | F | LAND | T | 1 | FARMLAND | Taxable Total: 23,620 |
| | | | | | 100% The Golden Hills Reg. Div. 15 | |
| 2411000 | SE-35-26-20-4 | 160.00 Acres | | | | |
| | F | LAND | T | 1 | FARMLAND | Taxable Total: 27,410 |
| | | | | | 100% The Golden Hills Reg. Div. 15 | |



2020 Assessment Roll (Valuation Date 1-July, 2020) 2021 Taxation Year, Wheatland County

Assessment Year: 2020
Tax Year: 2021

| Roll | Legal Address | | | | | Total |
|---------|--|---|-----|-------------------------------------|----------------|---------|
| 2412000 | SW-35-26-20-4 160.00 Acres | | | | | |
| | F LAND | T | 1 | FARMLAND | Taxable Total: | 26,040 |
| | | | | 100% The Golden Hills Reg. Div. 15 | | |
| 2413000 | NE-36-26-20-4 200023 TWP RD 270 161.00 Acres | | | | | |
| | F LAND & IMPROVEMENTS | T | 1 | FARMLAND | | 28,350 |
| | R | T | 103 | RESIDENTIAL LAND & IMPROVEMENTS | | 523,170 |
| | | | | | Taxable Total: | 551,520 |
| | R | E | 901 | RURAL RESIDENCE EXEMPTION (RAP) | | 123,080 |
| | R | E | 903 | FARM BUILDING EXEMPT | | 10,450 |
| | | | | 100% The Golden Hills Reg. Div. 15 | Exempt Total: | 133,530 |
| | | | | | Totals: | 685,050 |
| 2414000 | NW-36-26-20-4 159.29 Acres | | | | | |
| | F LAND | T | 1 | FARMLAND | Taxable Total: | 27,460 |
| | | | | 100% The Golden Hills Reg. Div. 15 | | |
| 2415000 | SE-36-26-20-4 160.00 Acres | | | | | |
| | F LAND | T | 1 | FARMLAND | Taxable Total: | 24,570 |
| | | | | 100% The Golden Hills Reg. Div. 15 | | |
| 2416000 | SW-36-26-20-4 160.00 Acres | | | | | |
| | F LAND | T | 1 | FARMLAND | Taxable Total: | 29,210 |
| | | | | 100% The Golden Hills Reg. Div. 15 | | |
| 2417000 | NE-1-27-20-4 161.00 Acres | | | | | |
| | F LAND | T | 1 | FARMLAND | Taxable Total: | 27,830 |
| | | | | 100% Alberta School Foundation Fund | | |
| 2418000 | NW-1-27-20-4 160.00 Acres | | | | | |
| | F LAND | T | 1 | FARMLAND | Taxable Total: | 23,220 |
| | | | | 100% Alberta School Foundation Fund | | |
| 2419000 | SE-1-27-20-4 161.86 Acres | | | | | |
| | F LAND | T | 1 | FARMLAND | Taxable Total: | 28,410 |



2020 Assessment Roll (Valuation Date 1-July, 2020) 2021 Taxation Year, Wheatland County

Assessment Year: 2020
Tax Year: 2021

| Roll | Legal Address | | | | | | Total |
|---------|-----------------------|--------------|-------------------------------------|---------------------------------|----------------|--|---------|
| | | | 100% Alberta School Foundation Fund | | | | |
| 2420000 | SW-1-27-20-4 | 161.15 Acres | | | | | |
| | F LAND | | T 1 | FARMLAND | Taxable Total: | | 16,060 |
| | | | 100% Alberta School Foundation Fund | | | | |
| 2421000 | NE-2-27-20-4 | 161.00 Acres | | | | | |
| | F LAND | | T 1 | FARMLAND | Taxable Total: | | 11,900 |
| | | | 100% Alberta School Foundation Fund | | | | |
| 2422000 | NW-2-27-20-4 | 161.00 Acres | | | | | |
| | F LAND | | T 1 | FARMLAND | Taxable Total: | | 24,950 |
| | | | 100% Alberta School Foundation Fund | | | | |
| 2423000 | SE-2-27-20-4 | 156.36 Acres | | | | | |
| | F LAND | | T 1 | FARMLAND | Taxable Total: | | 28,290 |
| | | | 100% Alberta School Foundation Fund | | | | |
| 2424000 | SW-2-27-20-4 | 161.00 Acres | | | | | |
| | F LAND | | T 1 | FARMLAND | Taxable Total: | | 25,230 |
| | | | 100% Alberta School Foundation Fund | | | | |
| 2425000 | NE-3-27-20-4 | 161.00 Acres | | | | | |
| | 270082A RGE RD 202 | | | | | | |
| | F LAND & IMPROVEMENTS | | T 1 | FARMLAND | | | 23,610 |
| | R | | T 103 | RESIDENTIAL LAND & IMPROVEMENTS | | | 229,960 |
| | | | Taxable Total: | | | | 253,570 |
| | R | | E 901 | RURAL RESIDENCE EXEMPTION (RAP) | | | 61,540 |
| | R | | E 903 | FARM BUILDING EXEMPT | | | 41,100 |
| | | | 100% Alberta School Foundation Fund | | | | |
| | | | Exempt Total: | | | | 102,640 |
| | | | Totals: | | | | 356,210 |
| 2426000 | NW-3-27-20-4 | 161.00 Acres | | | | | |
| | F LAND | | T 1 | FARMLAND | Taxable Total: | | 27,170 |
| | | | 100% Alberta School Foundation Fund | | | | |
| 2427000 | SE-3-27-20-4 | 160.00 Acres | | | | | |



2020 Assessment Roll (Valuation Date 1-July, 2020) 2021 Taxation Year, Wheatland County

Assessment Year: 2020
Tax Year: 2021

| Roll | Legal Address | | | | | Total |
|---------|---------------|--------------|---|---|-------------------------------------|-----------------------|
| | F | LAND | T | 1 | FARMLAND | Taxable Total: 21,810 |
| | | | | | 100% Alberta School Foundation Fund | |
| 2428000 | SW-3-27-20-4 | 160.00 Acres | | | | |
| | F | LAND | T | 1 | FARMLAND | Taxable Total: 27,320 |
| | | | | | 100% Alberta School Foundation Fund | |
| 2429000 | NE-4-27-20-4 | 161.00 Acres | | | | |
| | F | LAND | T | 1 | FARMLAND | Taxable Total: 34,440 |
| | | | | | 100% Alberta School Foundation Fund | |
| 2430000 | NW-4-27-20-4 | 159.97 Acres | | | | |
| | F | LAND | T | 1 | FARMLAND | Taxable Total: 34,120 |
| | | | | | 100% Alberta School Foundation Fund | |
| 2431000 | SE-4-27-20-4 | 160.00 Acres | | | | |
| | F | LAND | T | 1 | FARMLAND | Taxable Total: 33,340 |
| | | | | | 100% Alberta School Foundation Fund | |
| 2432000 | SW-4-27-20-4 | 158.98 Acres | | | | |
| | F | LAND | T | 1 | FARMLAND | Taxable Total: 30,290 |
| | | | | | 100% Alberta School Foundation Fund | |
| 2433000 | NE-5-27-20-4 | 158.97 Acres | | | | |
| | F | LAND | T | 1 | FARMLAND | Taxable Total: 33,150 |
| | | | | | 100% Alberta School Foundation Fund | |
| 2434000 | NW-5-27-20-4 | 160.00 Acres | | | | |
| | F | LAND | T | 1 | FARMLAND | Taxable Total: 30,370 |
| | | | | | 100% Alberta School Foundation Fund | |
| 2435000 | SE-5-27-20-4 | 156.91 Acres | | | | |
| | F | LAND | T | 1 | FARMLAND | Taxable Total: 30,170 |
| | | | | | 100% Alberta School Foundation Fund | |



2020 Assessment Roll (Valuation Date 1-July, 2020) 2021 Taxation Year, Wheatland County

Assessment Year: 2020
Tax Year: 2021

| Roll | Legal Address | Total |
|---------|--|--------|
| 2436000 | SW-5-27-20-4 158.96 Acres | |
| | F LAND T 1 FARMLAND 100% Alberta School Foundation Fund Taxable Total: | 31,270 |
| 2437000 | NE-6-27-20-4 160.00 Acres | |
| | F LAND T 1 FARMLAND 100% Alberta School Foundation Fund Taxable Total: | 30,260 |
| 2438000 | NW-6-27-20-4 161.00 Acres | |
| | F LAND T 1 FARMLAND 100% Alberta School Foundation Fund Taxable Total: | 26,990 |
| 2439000 | SE-6-27-20-4 158.97 Acres | |
| | F LAND T 1 FARMLAND 100% Alberta School Foundation Fund Taxable Total: | 31,080 |
| 2440000 | SW-6-27-20-4 156.96 Acres | |
| | F LAND T 1 FARMLAND 100% Alberta School Foundation Fund Taxable Total: | 31,590 |
| 2441000 | NE-7-27-20-4 160.00 Acres | |
| | F LAND T 1 FARMLAND 100% Alberta School Foundation Fund Taxable Total: | 32,410 |
| 2442000 | NW-7-27-20-4 160.00 Acres | |
| | F LAND T 1 FARMLAND 100% Alberta School Foundation Fund Taxable Total: | 25,070 |
| 2443000 | SE-7-27-20-4 160.00 Acres | |
| | F LAND T 1 FARMLAND 100% Alberta School Foundation Fund Taxable Total: | 31,230 |
| 2444000 | SW-7-27-20-4 160.00 Acres | |
| | F LAND T 1 FARMLAND Taxable Total: | 11,580 |



2020 Assessment Roll (Valuation Date 1-July, 2020) 2021 Taxation Year, Wheatland County

Assessment Year: 2020
Tax Year: 2021

| Roll | Legal Address | | | | | | | | | | Total |
|---------|-------------------------------------|---------------------|--------------|--|-----------------------------|-----|---------------------------------|--|----------------|---------|---------|
| | 100% Alberta School Foundation Fund | | | | | | | | | | |
| 2445000 | NE-8-27-20-4 | | 159.74 Acres | | | | | | | | |
| | F | LAND | | | T | 1 | FARMLAND | | Taxable Total: | 26,700 | |
| | 100% Alberta School Foundation Fund | | | | | | | | | | |
| 2446000 | NW-8-27-20-4 | | 160.00 Acres | | | | | | | | |
| | F | LAND | | | T | 1 | FARMLAND | | Taxable Total: | 36,810 | |
| | 100% Alberta School Foundation Fund | | | | | | | | | | |
| 2447000 | SE-8-27-20-4 | | 158.97 Acres | | | | | | | | |
| | F | LAND | | | T | 1 | FARMLAND | | Taxable Total: | 32,240 | |
| | 100% Alberta School Foundation Fund | | | | | | | | | | |
| 2448000 | SW-8-27-20-4 | | 160.00 Acres | | | | | | | | |
| | F | LAND | | | T | 1 | FARMLAND | | Taxable Total: | 34,360 | |
| | 100% Alberta School Foundation Fund | | | | | | | | | | |
| 2449000 | NE-9-27-20-4 | | 152.59 Acres | | | | | | | | |
| | F | LAND | | | T | 1 | FARMLAND | | Taxable Total: | 32,300 | |
| | 100% The Golden Hills Reg. Div. 15 | | | | | | | | | | |
| 2449010 | 1911306 1 2 N-9-27-20-4 8.31 Acres | | | | NW CRN of NE 9 & 30m NW qrt | | | | | | |
| | 203039 TWP RD 272 | | | | | | | | | | |
| | F | LAND & IMPROVEMENTS | | | T | 1 | FARMLAND | | | 460 | |
| | R | | | | T | 103 | RESIDENTIAL LAND & IMPROVEMENTS | | | 500,440 | |
| | | | | | Taxable Total: | | | | | | 500,900 |
| | R | | | | E | 901 | RURAL RESIDENCE EXEMPTION (RAP) | | | 460 | |
| | 100% Alberta School Foundation Fund | | | | | | | | | | |
| | | | | | | | Totals: | | | 501,360 | |
| 2450000 | NW-9-27-20-4 | | 153.67 Acres | | | | | | | | |
| | F | LAND | | | T | 1 | FARMLAND | | Taxable Total: | 32,910 | |
| | 100% Alberta School Foundation Fund | | | | | | | | | | |
| 2451000 | SE-9-27-20-4 | | 161.00 Acres | | | | | | | | |
| | F | LAND | | | T | 1 | FARMLAND | | Taxable Total: | 36,250 | |



2020 Assessment Roll (Valuation Date 1-July, 2020) 2021 Taxation Year, Wheatland County

Assessment Year: 2020
Tax Year: 2021

| Roll | Legal Address | | | | | | Total |
|---------|-----------------------|--------------|-------------------------------------|---------------------------------|----------------|--|---------|
| | | | 100% The Golden Hills Reg. Div. 15 | | | | |
| 2452000 | SW-9-27-20-4 | 159.97 Acres | | | | | |
| | F LAND | | T 1 | FARMLAND | Taxable Total: | | 36,400 |
| | | | 100% The Golden Hills Reg. Div. 15 | | | | |
| 2453000 | NE-10-27-20-4 | 158.56 Acres | | | | | |
| | 202013 HWY 569 | | | | | | |
| | F LAND & IMPROVEMENTS | | T 1 | FARMLAND | | | 34,610 |
| | R | | T 103 | RESIDENTIAL LAND & IMPROVEMENTS | | | 279,390 |
| | | | Taxable Total: | | | | 314,000 |
| | R | | E 901 | RURAL RESIDENCE EXEMPTION (RAP) | | | 92,310 |
| | | | 100% Alberta School Foundation Fund | | | | |
| | | | Totals: | | | | 406,310 |
| 2454000 | NW-10-27-20-4 | 158.82 Acres | | | | | |
| | F LAND | | T 1 | FARMLAND | Taxable Total: | | 33,990 |
| | | | 100% Alberta School Foundation Fund | | | | |
| 2455000 | SE-10-27-20-4 | 161.00 Acres | | | | | |
| | F LAND | | T 1 | FARMLAND | Taxable Total: | | 25,850 |
| | | | 100% Alberta School Foundation Fund | | | | |
| 2456000 | SW-10-27-20-4 | 161.00 Acres | | | | | |
| | F LAND | | T 1 | FARMLAND | Taxable Total: | | 26,810 |
| | | | 100% Alberta School Foundation Fund | | | | |
| 2457000 | NE-11-27-20-4 | 158.73 Acres | | | | | |
| | 271072 RGE RD 201 | | | | | | |
| | F LAND & IMPROVEMENTS | | T 1 | FARMLAND | | | 34,210 |
| | R | | T 103 | RESIDENTIAL LAND & IMPROVEMENTS | | | 209,070 |
| | | | Taxable Total: | | | | 243,280 |
| | R | | E 901 | RURAL RESIDENCE EXEMPTION (RAP) | | | 61,540 |
| | R | | E 903 | FARM BUILDING EXEMPT | | | 5,190 |
| | | | 100% Alberta School Foundation Fund | | | | |
| | | | Exempt Total: | | | | 66,730 |
| | | | Totals: | | | | 310,010 |
| 2458000 | NW-11-27-20-4 | 158.61 Acres | | | | | |
| | F LAND | | T 1 | FARMLAND | Taxable Total: | | 37,780 |



2020 Assessment Roll (Valuation Date 1-July, 2020) 2021 Taxation Year, Wheatland County

Assessment Year: 2020
Tax Year: 2021

| Roll | Legal Address | | | | | | Total |
|---------|-----------------------|--------------|-------------------------------------|---------------------------------|----------------|--|---------|
| | | | 100% Alberta School Foundation Fund | | | | |
| 2459000 | SE-11-27-20-4 | 161.00 Acres | | | | | |
| | F LAND | | T 1 | FARMLAND | Taxable Total: | | 33,130 |
| | | | 100% Alberta School Foundation Fund | | | | |
| 2460000 | SW-11-27-20-4 | 161.00 Acres | | | | | |
| | F LAND | | T 1 | FARMLAND | Taxable Total: | | 31,580 |
| | | | 100% Alberta School Foundation Fund | | | | |
| 2461000 | NE-12-27-20-4 | 159.39 Acres | | | | | |
| | F LAND | | T 1 | FARMLAND | Taxable Total: | | 33,790 |
| | | | 100% Alberta School Foundation Fund | | | | |
| 2462000 | NW-12-27-20-4 | 158.54 Acres | | | | | |
| | F LAND | | T 1 | FARMLAND | Taxable Total: | | 33,830 |
| | | | 100% Alberta School Foundation Fund | | | | |
| 2463000 | SE-12-27-20-4 | 160.02 Acres | | | | | |
| | F LAND | | T 1 | FARMLAND | Taxable Total: | | 28,500 |
| | | | 100% Alberta School Foundation Fund | | | | |
| 2464000 | SW-12-27-20-4 | 159.27 Acres | | | | | |
| | 271001 RGE RD 201 | | | | | | |
| | F LAND & IMPROVEMENTS | | T 1 | FARMLAND | | | 30,930 |
| | R | | T 103 | RESIDENTIAL LAND & IMPROVEMENTS | | | 199,560 |
| | | | Taxable Total: | | | | 230,490 |
| | R | | E 901 | RURAL RESIDENCE EXEMPTION (RAP) | | | 61,540 |
| | | | 100% Alberta School Foundation Fund | | | | |
| | | | Totals: | | | | 292,030 |
| 2465000 | NE-13-27-20-4 | 160.00 Acres | | | | | |
| | F LAND | | T 1 | FARMLAND | Taxable Total: | | 31,900 |
| | | | 100% Alberta School Foundation Fund | | | | |
| 2466000 | NW-13-27-20-4 | 160.00 Acres | | | | | |
| | F LAND | | T 1 | FARMLAND | Taxable Total: | | 28,270 |



2020 Assessment Roll (Valuation Date 1-July, 2020) 2021 Taxation Year, Wheatland County

Assessment Year: 2020
Tax Year: 2021

| Roll | Legal Address | | | | | | Total |
|---------|--------------------------------------|--------------|-------------------------------------|---------------------------------|----------------|--|---------|
| | | | 100% Alberta School Foundation Fund | | | | |
| 2467000 | SE-13-27-20-4 | 153.54 Acres | | | | | |
| | F LAND | | T 1 | FARMLAND | Taxable Total: | | 27,420 |
| | | | 100% Alberta School Foundation Fund | | | | |
| 2467010 | 1013777 1 1 SE-13-27-20-4 4.48 Acres | | 209m N OF SE CORNER | | | | |
| | 272012 RGE RD 200 | | | | | | |
| | F LAND & IMPROVEMENTS | | T 1 | FARMLAND | | | 200 |
| | R | | T 103 | RESIDENTIAL LAND & IMPROVEMENTS | | | 264,700 |
| | | | Taxable Total: | | | | 264,900 |
| | R | | E 901 | RURAL RESIDENCE EXEMPTION (RAP) | | | 200 |
| | R | | E 903 | FARM BUILDING EXEMPT | | | 1,910 |
| | | | 100% Alberta School Foundation Fund | | | | |
| | | | Exempt Total: | | | | 2,110 |
| | | | Totals: | | | | 267,010 |
| 2468000 | SW-13-27-20-4 | 158.62 Acres | | | | | |
| | F LAND | | T 1 | FARMLAND | Taxable Total: | | 21,850 |
| | | | 100% Alberta School Foundation Fund | | | | |
| 2469000 | NE-14-27-20-4 | 161.00 Acres | | | | | |
| | F LAND | | T 1 | FARMLAND | Taxable Total: | | 32,480 |
| | | | 100% The Golden Hills Reg. Div. 15 | | | | |
| 2470000 | NW-14-27-20-4 | 161.00 Acres | | | | | |
| | F LAND | | T 1 | FARMLAND | Taxable Total: | | 36,570 |
| | | | 100% The Golden Hills Reg. Div. 15 | | | | |
| 2471000 | SE-14-27-20-4 | 157.56 Acres | | | | | |
| | F LAND | | T 1 | FARMLAND | Taxable Total: | | 35,400 |
| | | | 100% The Golden Hills Reg. Div. 15 | | | | |
| 2472000 | SW-14-27-20-4 | 148.21 Acres | | | | | |
| | F LAND | | T 1 | FARMLAND | Taxable Total: | | 35,790 |
| | | | 100% Alberta School Foundation Fund | | | | |
| 2472010 | 2011540 1 1 SW-14-27-20-4 3.61 Acres | | SE CORNER | | | | |
| | 201044 HWY 569 | | | | | | |



2020 Assessment Roll (Valuation Date 1-July, 2020) 2021 Taxation Year, Wheatland County

Assessment Year: 2020
Tax Year: 2021

| Roll | Legal Address | | | | Total |
|---------|----------------|--------------------------|-------------------------------------|---|---------|
| | R | LAND & IMPROVEMENTS | T 103 | RESIDENTIAL LAND & IMPROVEMENTS Taxable Total: 100% Alberta School Foundation Fund | 380,300 |
| 2473000 | 8810706 S | SW-14-27-20-4 7.18 Acres | CENTRAL SOUTH PORTION | | |
| | 201068 HWY 569 | | | | |
| | F | LAND & IMPROVEMENTS | T 1 | FARMLAND | 690 |
| | R | | T 103 | RESIDENTIAL LAND & IMPROVEMENTS | 290,710 |
| | | | | Taxable Total: | 291,400 |
| | R | | E 901 | RURAL RESIDENCE EXEMPTION (RAP) | 690 |
| | | | 100% Alberta School Foundation Fund | Totals: | 292,090 |
| 2474000 | NE-15-27-20-4 | 160.00 Acres | | | |
| | F | LAND | T 1 | FARMLAND | |
| | | | 100% Alberta School Foundation Fund | Taxable Total: | 39,900 |
| 2475000 | NW-15-27-20-4 | 158.08 Acres | | | |
| | 272047 HWY 841 | | | | |
| | F | LAND & IMPROVEMENTS | T 1 | FARMLAND | 33,760 |
| | R | | T 103 | RESIDENTIAL LAND & IMPROVEMENTS | 220,430 |
| | | | | Taxable Total: | 254,190 |
| | R | | E 901 | RURAL RESIDENCE EXEMPTION (RAP) | 30,770 |
| | | | 100% Alberta School Foundation Fund | Totals: | 284,960 |
| 2476000 | SE-15-27-20-4 | 159.08 Acres | | | |
| | F | LAND | T 1 | FARMLAND | |
| | | | 100% Alberta School Foundation Fund | Taxable Total: | 39,180 |
| 2477000 | SW-15-27-20-4 | 156.47 Acres | | | |
| | F | LAND | T 1 | FARMLAND | |
| | | | 100% Alberta School Foundation Fund | Taxable Total: | 35,020 |
| 2478000 | NE-16-27-20-4 | 158.95 Acres | | | |
| | F | LAND | T 1 | FARMLAND | |
| | | | 100% Alberta School Foundation Fund | Taxable Total: | 25,680 |
| 2479000 | NW-16-27-20-4 | 161.11 Acres | | | |
| | F | LAND | T 1 | FARMLAND | |
| | | | 100% Alberta School Foundation Fund | Taxable Total: | 29,260 |



2020 Assessment Roll (Valuation Date 1-July, 2020) 2021 Taxation Year, Wheatland County

Assessment Year: 2020
Tax Year: 2021

| Roll | Legal Address | | | | | Total |
|---------|-----------------------|--------------|-------|-------------------------------------|----------------|---------|
| 2480000 | SE-16-27-20-4 | 157.30 Acres | | | | |
| | F LAND | | T 1 | FARMLAND | Taxable Total: | 25,920 |
| | | | | 100% Alberta School Foundation Fund | | |
| 2481000 | SW-16-27-20-4 | 158.30 Acres | | | | |
| | 272037 RGE RD 204A | | | | | |
| | F LAND & IMPROVEMENTS | | T 1 | FARMLAND | | 28,440 |
| | R | | T 103 | RESIDENTIAL LAND & IMPROVEMENTS | | 368,610 |
| | | | | | Taxable Total: | 397,050 |
| | R | | E 901 | RURAL RESIDENCE EXEMPTION (RAP) | | 61,540 |
| | R | | E 903 | FARM BUILDING EXEMPT | | 17,550 |
| | | | | 100% Alberta School Foundation Fund | Exempt Total: | 79,090 |
| | | | | | Totals: | 476,140 |
| 2482000 | NE-17-27-20-4 | 158.21 Acres | | | | |
| | F LAND | | T 1 | FARMLAND | Taxable Total: | 27,310 |
| | | | | 100% Alberta School Foundation Fund | | |
| 2483000 | NW-17-27-20-4 | 160.00 Acres | | | | |
| | F LAND | | T 1 | FARMLAND | Taxable Total: | 19,800 |
| | | | | 100% Alberta School Foundation Fund | | |
| 2484000 | SE-17-27-20-4 | 160.00 Acres | | | | |
| | F LAND | | T 1 | FARMLAND | Taxable Total: | 27,450 |
| | | | | 100% Alberta School Foundation Fund | | |
| 2485000 | SW-17-27-20-4 | 160.00 Acres | | | | |
| | F LAND | | T 1 | FARMLAND | Taxable Total: | 25,700 |
| | | | | 100% Alberta School Foundation Fund | | |
| 2486000 | NE-18-27-20-4 | 160.00 Acres | | | | |
| | F LAND | | T 1 | FARMLAND | Taxable Total: | 32,520 |
| | | | | 100% Alberta School Foundation Fund | | |
| 2488000 | NW-18-27-20-4 | 80.00 Acres | | | | |
| | | | | | EAST HALF | |
| | F LAND | | T 1 | FARMLAND | Taxable Total: | 8,310 |



2020 Assessment Roll (Valuation Date 1-July, 2020) 2021 Taxation Year, Wheatland County

Assessment Year: 2020
Tax Year: 2021

| Roll | Legal Address | | | | | | Total |
|---------|------------------------|--------------|-------------------------------------|--|------------------------------|--|--------|
| | | | 100% Alberta School Foundation Fund | | | | |
| 2489000 | SE-18-27-20-4 | 150.00 Acres | | | | | |
| | F LAND | | T 1 FARMLAND | | Taxable Total: | | 28,150 |
| | | | 100% Alberta School Foundation Fund | | | | |
| 2491000 | NW-18-27-20-4 | 230.00 Acres | | | LSD3-5, 12, 13&W 1/2LSD 2, 6 | | |
| | F LAND | | T 1 FARMLAND | | Taxable Total: | | 31,680 |
| | | | 100% Alberta School Foundation Fund | | | | |
| 2492000 | SW-18-27-20-4 | 20.00 Acres | | | NORTHEAST CORNER | | |
| | F LAND | | T 1 FARMLAND | | Taxable Total: | | 3,330 |
| | | | 100% Alberta School Foundation Fund | | | | |
| 2493000 | NE-19-27-20-4 | 153.59 Acres | | | | | |
| | F LAND | | T 1 FARMLAND | | Taxable Total: | | 13,990 |
| | | | 100% Alberta School Foundation Fund | | | | |
| 2494000 | 6838FJ A NW-19-27-20-4 | 122.15 Acres | | | | | |
| | F LAND | | T 1 FARMLAND | | Taxable Total: | | 13,060 |
| | | | 100% Alberta School Foundation Fund | | | | |
| 2495000 | NW-19-27-20-4 | 37.87 Acres | | | EASTERLY PORTION | | |
| | F LAND | | T 1 FARMLAND | | Taxable Total: | | 1,650 |
| | | | 100% Alberta School Foundation Fund | | | | |
| 2496000 | SE-19-27-20-4 | 158.05 Acres | | | | | |
| | F LAND | | T 1 FARMLAND | | Taxable Total: | | 25,040 |
| | | | 100% Alberta School Foundation Fund | | | | |
| 2497000 | SW-19-27-20-4 | 95.00 Acres | | | EASTERLY PORTION | | |
| | F LAND | | T 1 FARMLAND | | Taxable Total: | | 18,920 |
| | | | 100% Alberta School Foundation Fund | | | | |
| 2498000 | SW-19-27-20-4 | 65.00 Acres | | | WESTERLY PORTION | | |



2020 Assessment Roll (Valuation Date 1-July, 2020) 2021 Taxation Year, Wheatland County

Assessment Year: 2020
Tax Year: 2021

| Roll | Legal Address | | | | | | Total |
|---------|-------------------------------------|---------------------|--|---|-----|-------------------------------------|---------|
| | F | LAND | | T | 1 | FARMLAND | |
| | | | | | | 100% Alberta School Foundation Fund | |
| 2499000 | NE-20-27-20-4 | 160.10 Acres | | | | Taxable Total: | 4,260 |
| | F | LAND | | T | 1 | FARMLAND | |
| | | | | | | 100% Alberta School Foundation Fund | |
| 2500000 | NW-20-27-20-4 | 157.81 Acres | | | | Taxable Total: | 28,150 |
| | F | LAND | | T | 1 | FARMLAND | |
| | | | | | | 100% Alberta School Foundation Fund | |
| 2501000 | SE-20-27-20-4 | 157.12 Acres | | | | Taxable Total: | 22,950 |
| | F | LAND | | T | 1 | FARMLAND | |
| | | | | | | 100% Alberta School Foundation Fund | |
| 2502000 | SW-20-27-20-4 | 140.67 Acres | | | | Taxable Total: | 28,440 |
| | F | LAND | | T | 1 | FARMLAND | |
| | | | | | | 100% Alberta School Foundation Fund | |
| 2502010 | 9512096 1 SW-20-27-20-4 10.00 Acres | | | | | NORTH CENTRAL PORTION | |
| | | 273078 RGE RD 204A | | | | | |
| | R | LAND & IMPROVEMENTS | | T | 103 | RESIDENTIAL LAND & IMPROVEMENTS | |
| | | | | | | 100% Alberta School Foundation Fund | |
| 2503000 | NE-21-27-20-4 | 153.88 Acres | | | | Taxable Total: | 196,400 |
| | F | LAND | | T | 1 | FARMLAND | |
| | | | | | | 100% Alberta School Foundation Fund | |
| 2504000 | NW-21-27-20-4 | 160.19 Acres | | | | Taxable Total: | 34,030 |
| | F | LAND | | T | 1 | FARMLAND | |
| | | | | | | 100% Alberta School Foundation Fund | |
| 2505000 | SE-21-27-20-4 | 158.69 Acres | | | | Taxable Total: | 12,540 |
| | F | LAND | | T | 1 | FARMLAND | |
| | | | | | | 100% Alberta School Foundation Fund | |
| | | | | | | Taxable Total: | 23,310 |



2020 Assessment Roll (Valuation Date 1-July, 2020) 2021 Taxation Year, Wheatland County

Assessment Year: 2020
Tax Year: 2021

| Roll | Legal Address | | | | | | Total |
|---------|-------------------------|---------------------|---|-----|-------------------------------------|--------------------------|---------|
| 2506000 | SW-21-27-20-4 | 161.11 Acres | | | | | |
| | F | LAND | T | 1 | FARMLAND | Taxable Total: | 28,210 |
| | | | | | 100% Alberta School Foundation Fund | | |
| 2507000 | NE-22-27-20-4 | 160.00 Acres | | | | | |
| | F | LAND | T | 1 | FARMLAND | Taxable Total: | 35,080 |
| | | | | | 100% The Golden Hills Reg. Div. 15 | | |
| 2508000 | NW-22-27-20-4 | 118.58 Acres | | | | | |
| | | | | | | LSD 11, 12 & 13 | |
| | F | LAND | T | 1 | FARMLAND | Taxable Total: | 21,930 |
| | | | | | 100% Alberta School Foundation Fund | | |
| 2509000 | NW-22-27-20-4 | 40.00 Acres | | | | | |
| | | | | | | LSD 14 | |
| | F | LAND | T | 1 | FARMLAND | Taxable Total: | 4,370 |
| | | | | | 100% The Golden Hills Reg. Div. 15 | | |
| 2510000 | SE-22-27-20-4 | 120.00 Acres | | | | | |
| | | | | | | LSD 1&2 & SOUTH HALF 7&8 | |
| | F | LAND | T | 1 | FARMLAND | Taxable Total: | 16,410 |
| | | | | | 100% Alberta School Foundation Fund | | |
| 2511000 | SE-22-27-20-4 | 40.00 Acres | | | | | |
| | | | | | | NORTH HALF LSD 7&8 | |
| | F | LAND | T | 1 | FARMLAND | Taxable Total: | 5,050 |
| | | | | | 100% The Golden Hills Reg. Div. 15 | | |
| 2512000 | SW-22-27-20-4 | 142.29 Acres | | | | | |
| | F | LAND | T | 1 | FARMLAND | Taxable Total: | 32,340 |
| | | | | | 100% Alberta School Foundation Fund | | |
| 2512010 | 9910811 1 SW-22-27-20-4 | 15.40 Acres | | | | | |
| | | 273013A HWY 841 | | | | | |
| | F | LAND & IMPROVEMENTS | T | 1 | FARMLAND | | 1,000 |
| | R | | T | 103 | RESIDENTIAL LAND & IMPROVEMENTS | | 259,920 |
| | | | | | | Taxable Total: | 260,920 |
| | R | | E | 901 | RURAL RESIDENCE EXEMPTION (RAP) | | 26,680 |
| | R | | E | 903 | FARM BUILDING EXEMPT | | 83,000 |
| | | | | | | Exempt Total: | 109,680 |



2020 Assessment Roll (Valuation Date 1-July, 2020) 2021 Taxation Year, Wheatland County

Assessment Year: 2020
Tax Year: 2021

| Roll | Legal Address | 100% Alberta School Foundation Fund | | | | | Total |
|-------------------------------------|-------------------------|-------------------------------------|-----|---------------------------------|----------------|---------|---------|
| Totals: | | | | | | | 370,600 |
| 2513000 | NE-23-27-20-4 | 161.00 Acres | | | | | |
| | F LAND | T | 1 | FARMLAND | Taxable Total: | 35,480 | |
| 100% Alberta School Foundation Fund | | | | | | | |
| 2514000 | NW-23-27-20-4 | 158.00 Acres | | | | | |
| | 201051 TWP RD 274 | | | | | | |
| | F LAND & IMPROVEMENTS | T | 1 | FARMLAND | | 34,400 | |
| | R | T | 103 | RESIDENTIAL LAND & IMPROVEMENTS | | 312,360 | |
| | | Taxable Total: | | | | 346,760 | |
| | R | E | 901 | RURAL RESIDENCE EXEMPTION (RAP) | | 61,540 | |
| 100% Alberta School Foundation Fund | | | | | | | |
| Totals: | | | | | | | 408,300 |
| 2514010 | 9611756 1 NW-23-27-20-4 | 3.00 Acres | | | | | |
| | 201073 TWP RD 274 | Northwest Portion | | | | | |
| | R LAND & IMPROVEMENTS | T | 103 | RESIDENTIAL LAND & IMPROVEMENTS | Taxable Total: | 333,900 | |
| 100% Alberta School Foundation Fund | | | | | | | |
| 2515000 | SE-23-27-20-4 | 160.00 Acres | | | | | |
| | F LAND | T | 1 | FARMLAND | Taxable Total: | 28,280 | |
| 100% Alberta School Foundation Fund | | | | | | | |
| 2516000 | SW-23-27-20-4 | 161.00 Acres | | | | | |
| | F LAND | T | 1 | FARMLAND | Taxable Total: | 30,800 | |
| 100% Alberta School Foundation Fund | | | | | | | |
| 2517000 | NE-24-27-20-4 | 158.11 Acres | | | | | |
| | F LAND | T | 1 | FARMLAND | Taxable Total: | 30,950 | |
| 100% Alberta School Foundation Fund | | | | | | | |
| 2518000 | NW-24-27-20-4 | 160.00 Acres | | | | | |
| | F LAND | T | 1 | FARMLAND | Taxable Total: | 29,300 | |
| 100% Alberta School Foundation Fund | | | | | | | |
| 2519000 | SE-24-27-20-4 | 160.00 Acres | | | | | |
| | 273010 RGE RD 200 | | | | | | |
| | F LAND & IMPROVEMENTS | T | 1 | FARMLAND | | 26,370 | |
| | R | T | 103 | RESIDENTIAL LAND & IMPROVEMENTS | | 226,660 | |



2020 Assessment Roll (Valuation Date 1-July, 2020) 2021 Taxation Year, Wheatland County

Assessment Year: 2020
Tax Year: 2021

| Roll | Legal Address | | | | | Total |
|---------|-----------------------|--------------|-------|---------------------------------|----------------|---------|
| | | | | | Taxable Total: | 253,030 |
| | R | | E 901 | RURAL RESIDENCE EXEMPTION (RAP) | | 61,540 |
| | | | 100% | Alberta School Foundation Fund | Totals: | 314,570 |
| 2520000 | SW-24-27-20-4 | 160.00 Acres | | | | |
| | F LAND | | T 1 | FARMLAND | Taxable Total: | 25,390 |
| | | | 100% | Alberta School Foundation Fund | | |
| 2521000 | NE-25-27-20-4 | 159.13 Acres | | | | |
| | F LAND | | T 1 | FARMLAND | Taxable Total: | 37,370 |
| | | | 100% | Alberta School Foundation Fund | | |
| 2522000 | NW-25-27-20-4 | 160.00 Acres | | | | |
| | F LAND | | T 1 | FARMLAND | Taxable Total: | 35,170 |
| | | | 100% | Alberta School Foundation Fund | | |
| 2523000 | SE-25-27-20-4 | 158.36 Acres | | | | |
| | 274018A RGE RD 200 | | | | | |
| | F LAND & IMPROVEMENTS | | T 1 | FARMLAND | | 35,730 |
| | R | | T 103 | RESIDENTIAL LAND & IMPROVEMENTS | | 186,840 |
| | | | | | Taxable Total: | 222,570 |
| | R | | E 901 | RURAL RESIDENCE EXEMPTION (RAP) | | 92,310 |
| | R | | E 903 | FARM BUILDING EXEMPT | | 17,160 |
| | | | 100% | Alberta School Foundation Fund | Exempt Total: | 109,470 |
| | | | | | Totals: | 332,040 |
| 2524000 | SW-25-27-20-4 | 158.96 Acres | | | | |
| | F LAND | | T 1 | FARMLAND | Taxable Total: | 35,960 |
| | | | 100% | Alberta School Foundation Fund | | |
| 2526000 | NE-26-27-20-4 | 161.00 Acres | | | | |
| | F LAND | | T 1 | FARMLAND | Taxable Total: | 36,430 |
| | | | 100% | Alberta School Foundation Fund | | |
| 2527000 | NW-26-27-20-4 | 161.00 Acres | | | | |
| | F LAND | | T 1 | FARMLAND | Taxable Total: | 30,610 |
| | | | 100% | Alberta School Foundation Fund | | |



2020 Assessment Roll (Valuation Date 1-July, 2020) 2021 Taxation Year, Wheatland County

Assessment Year: 2020
Tax Year: 2021

| Roll | Legal Address | | | | | Total |
|---------|---------------|--------------|-------------------------------------|----------------|--------------------------|--------|
| 2528000 | SE-26-27-20-4 | 159.86 Acres | | | | |
| | F LAND | | T 1 FARMLAND | Taxable Total: | | 36,390 |
| | | | 100% Alberta School Foundation Fund | | | |
| 2529000 | SW-26-27-20-4 | 161.00 Acres | | | | |
| | F LAND | | T 1 FARMLAND | Taxable Total: | | 37,560 |
| | | | 100% Alberta School Foundation Fund | | | |
| 2530000 | E -27-27-20-4 | 480.20 Acres | | | EAST 1/2 & LSD 3,6,11,14 | |
| | F LAND | | T 1 FARMLAND | Taxable Total: | | 83,250 |
| | | | 100% The Golden Hills Reg. Div. 15 | | | |
| 2532000 | NW-27-27-20-4 | 78.90 Acres | | | WEST HALF (LSD 12,13) | |
| | F LAND | | T 1 FARMLAND | Taxable Total: | | 7,230 |
| | | | 100% Alberta School Foundation Fund | | | |
| 2535000 | SW-27-27-20-4 | 80.00 Acres | | | WEST HALF (LSD 4,5) | |
| | F LAND | | T 1 FARMLAND | Taxable Total: | | 8,640 |
| | | | 100% Alberta School Foundation Fund | | | |
| 2536000 | NE-28-27-20-4 | 159.90 Acres | | | | |
| | F LAND | | T 1 FARMLAND | Taxable Total: | | 23,000 |
| | | | 100% Alberta School Foundation Fund | | | |
| 2537000 | NW-28-27-20-4 | 131.29 Acres | | | | |
| | F LAND | | T 1 FARMLAND | Taxable Total: | | 9,980 |
| | | | 100% Alberta School Foundation Fund | | | |
| 2538000 | SE-28-27-20-4 | 160.34 Acres | | | | |
| | F LAND | | T 1 FARMLAND | Taxable Total: | | 36,040 |
| | | | 100% Alberta School Foundation Fund | | | |
| 2539000 | SW-28-27-20-4 | 153.49 Acres | | | | |
| | F LAND | | T 1 FARMLAND | Taxable Total: | | 27,140 |



2020 Assessment Roll (Valuation Date 1-July, 2020) 2021 Taxation Year, Wheatland County

Assessment Year: 2020
Tax Year: 2021

| Roll | Legal Address | | | | | Total |
|---------|---------------|--------------|--|----------------|--|-------|
| | | | 100% Alberta School Foundation Fund | | | |
| 2540000 | AL-29-27-20-4 | 205.59 Acres | SOUTH OF RAILWAY | | | |
| | F LAND | | T 1 FARMLAND | Taxable Total: | | 8,780 |
| | | | 100% Alberta School Foundation Fund | | | |
| 2542000 | SW-29-27-20-4 | 33.53 Acres | South of Railway | | | |
| | F LAND | | T 1 FARMLAND | Taxable Total: | | 960 |
| | | | 100% Alberta School Foundation Fund | | | |
| 2543000 | SE-30-27-20-4 | 58.95 Acres | SOUTH OF RAILWAY | | | |
| | F LAND | | T 1 FARMLAND | Taxable Total: | | 2,240 |
| | | | 100% The Golden Hills Reg. Div. 15 | | | |
| 2543010 | SE-30-27-20-4 | 3.98 Acres | RIGHT OF WAY | | | |
| | NR LAND | | T 105 NON-RESEIDENTIAL LAND & IMPROVEMENTS | Taxable Total: | | 6,960 |
| | | | 100% Alberta School Foundation Fund | | | |
| 2544000 | SW-30-27-20-4 | 14.00 Acres | SOUTH OF RAILWAY | | | |
| | F LAND | | T 1 FARMLAND | Taxable Total: | | 470 |
| | | | 100% The Golden Hills Reg. Div. 15 | | | |
| 2544010 | SW-30-27-20-4 | 3.06 Acres | RIGHT OF WAY | | | |
| | NR LAND | | T 105 NON-RESEIDENTIAL LAND & IMPROVEMENTS | Taxable Total: | | 6,510 |
| | | | 100% Alberta School Foundation Fund | | | |
| 2546000 | SW-30-27-20-4 | 0.32 Acres | RIGHT OF WAY | | | |
| | NR LAND | | T 105 NON-RESEIDENTIAL LAND & IMPROVEMENTS | Taxable Total: | | 2,110 |
| | | | 100% Alberta School Foundation Fund | | | |
| 2547000 | SE-33-27-20-4 | 41.13 Acres | SOUTH OF RAILWAY | | | |
| | F LAND | | T 1 FARMLAND | Taxable Total: | | 1,450 |
| | | | 100% Alberta School Foundation Fund | | | |
| 2548000 | SW-33-27-20-4 | 12.52 Acres | SOUTH OF RAILWAY | | | |



2020 Assessment Roll (Valuation Date 1-July, 2020) 2021 Taxation Year, Wheatland County

Assessment Year: 2020
Tax Year: 2021

| Roll | Legal Address | | | | | Taxable Total: | Total |
|---------|---------------|---------------------|---|-----|-------------------------------------|------------------------------|---------|
| | F | LAND | T | 1 | FARMLAND | | 520 |
| | | | | | 100% Alberta School Foundation Fund | | |
| 2549000 | NE-34-27-20-4 | 18.40 Acres | | | | SOUTH OF RAILWAY -S.E.CORNER | |
| | F | LAND | T | 1 | FARMLAND | Taxable Total: | 510 |
| | | | | | 100% The Golden Hills Reg. Div. 15 | | |
| 2551000 | SE-34-27-20-4 | 150.93 Acres | | | | SOUTH OF RIVER | |
| | | 274054 RGE RD 202 | | | | | |
| | F | LAND & IMPROVEMENTS | T | 1 | FARMLAND | | 5,210 |
| | R | | T | 103 | RESIDENTIAL LAND & IMPROVEMENTS | | 182,130 |
| | | | | | | Taxable Total: | 187,340 |
| | R | | E | 901 | RURAL RESIDENCE EXEMPTION (RAP) | | 52,570 |
| | | | | | 100% The Golden Hills Reg. Div. 15 | Totals: | 239,910 |
| 2553000 | SW-34-27-20-4 | 47.35 Acres | | | | SOUTH OF CREEK & RAILWAY | |
| | F | LAND | T | 1 | FARMLAND | Taxable Total: | 1,330 |
| | | | | | 100% The Golden Hills Reg. Div. 15 | | |
| 2554000 | S -34-27-20-4 | 38.22 Acres | | | | S. OF RAILWAY, N. OF CREEK | |
| | F | LAND | T | 1 | FARMLAND | Taxable Total: | 1,270 |
| | | | | | 100% Alberta School Foundation Fund | | |
| 2554010 | NE-35-27-20-4 | 160.40 Acres | | | | | |
| | | 200098 TWP RD 280 | | | | | |
| | F | LAND & IMPROVEMENTS | T | 1 | FARMLAND | | 16,970 |
| | R | | T | 103 | RESIDENTIAL LAND & IMPROVEMENTS | | 155,410 |
| | | | | | | Taxable Total: | 172,380 |
| | R | | E | 901 | RURAL RESIDENCE EXEMPTION (RAP) | | 26,090 |
| | R | | E | 903 | FARM BUILDING EXEMPT | | 5,190 |
| | | | | | 100% Alberta School Foundation Fund | Exempt Total: | 31,280 |
| | | | | | | Totals: | 203,660 |
| 2554020 | NW-35-27-20-4 | 109.42 Acres | | | | SOUTH OF RAILWAY | |
| | F | LAND | T | 1 | FARMLAND | Taxable Total: | 5,490 |
| | | | | | 100% Alberta School Foundation Fund | | |
| 2554040 | NW-35-27-20-4 | 2.37 Acres | | | | S. OF RAILWAY & N. OF CREEK | |



2020 Assessment Roll (Valuation Date 1-July, 2020) 2021 Taxation Year, Wheatland County

Assessment Year: 2020
Tax Year: 2021

| Roll | Legal Address | | | | | | Total |
|---------|------------------------|---------------------|---|------|-------------------------------------|----------------|---------|
| | NR | LAND | T | 105 | NON-RESEDENTIAL LAND & IMPROVEMENTS | Taxable Total: | 2,530 |
| | | | | 100% | Alberta School Foundation Fund | | |
| 2555000 | SE-35-27-20-4 | 161.00 Acres | | | | | |
| | F | LAND | T | 1 | FARMLAND | Taxable Total: | 36,040 |
| | | | | 100% | Alberta School Foundation Fund | | |
| 2556000 | SW-35-27-20-4 | 161.00 Acres | | | | | |
| | F | LAND | T | 1 | FARMLAND | Taxable Total: | 32,860 |
| | | | | 100% | Alberta School Foundation Fund | | |
| 2557000 | NE-36-27-20-4 | 160.00 Acres | | | | | |
| | | 275070 RGE RD 200 | | | | | |
| | F | LAND & IMPROVEMENTS | T | 1 | FARMLAND | | 36,260 |
| | R | | T | 103 | RESIDENTIAL LAND & IMPROVEMENTS | | 340,560 |
| | | | | | | Taxable Total: | 376,820 |
| | R | | E | 901 | RURAL RESIDENCE EXEMPTION (RAP) | | 61,540 |
| | | | | 100% | Alberta School Foundation Fund | Totals: | 438,360 |
| 2558000 | NW-36-27-20-4 | 158.80 Acres | | | | | |
| | F | LAND | T | 1 | FARMLAND | Taxable Total: | 35,500 |
| | | | | 100% | Alberta School Foundation Fund | | |
| 2559000 | SE-36-27-20-4 | 160.00 Acres | | | | | |
| | F | LAND | T | 1 | FARMLAND | Taxable Total: | 33,960 |
| | | | | 100% | Alberta School Foundation Fund | | |
| 2560000 | SW-36-27-20-4 | 160.00 Acres | | | | | |
| | F | LAND | T | 1 | FARMLAND | Taxable Total: | 32,800 |
| | | | | 100% | Alberta School Foundation Fund | | |
| 2562000 | 6075HA A NW-28-27-20-4 | 6.42 Acres | | | | | |
| | | 274090 HWY 841 | | | | | |
| | | | | | | | |
| | R | LAND & IMPROVEMENTS | T | 103 | RESIDENTIAL LAND & IMPROVEMENTS | Taxable Total: | 216,400 |
| | | | | 100% | Alberta School Foundation Fund | | |
| 2562010 | NW-28-27-20-4 | 2.00 Acres | | | | | |
| | | | | | | | |
| | F | LAND | T | 1 | FARMLAND | Taxable Total: | 130 |



2020 Assessment Roll (Valuation Date 1-July, 2020) 2021 Taxation Year, Wheatland County

Assessment Year: 2020
Tax Year: 2021

| Roll | Legal Address | | | | | | | | | | Total | |
|-------------------------------------|--------------------------------------|---------------------|--|--|--|---|-----|--------------------------------------|--|----------------|-------------------------------------|---------|
| 2565000 | 0311758 1 1 SW-29-27-20-4 2.03 Acres | | | | | | | | | | 100% Alberta School Foundation Fund | |
| | SW.OF RLWY, SE.OF CREEK,W.SIDE | | | | | | | | | | | |
| | R | LAND | | | | T | 104 | RESIDENTIAL VACANT LAND | | Taxable Total: | 33,300 | |
| 100% Alberta School Foundation Fund | | | | | | | | | | | | |
| 2566000 | RW25 OT SW-29-27-20-4 4.80 Acres | | | | | | | | | | BEYNON OLD STATION GROUNDS | |
| | 274017 RGE RD 204A | | | | | | | | | | | |
| | R | LAND & IMPROVEMENTS | | | | T | 103 | RESIDENTIAL LAND & IMPROVEMENTS | | Taxable Total: | 111,100 | |
| 100% Alberta School Foundation Fund | | | | | | | | | | | | |
| 2566010 | NE-1-28-20-4 152.47 Acres | | | | | | | | | | | |
| | | | | | | | | | | | | |
| | F | LAND | | | | T | 1 | FARMLAND | | Taxable Total: | 4,780 | |
| 100% Alberta School Foundation Fund | | | | | | | | | | | | |
| 2566020 | NE-1-28-20-4 0.84 Acres | | | | | | | | | | RAILWAY | |
| | | | | | | | | | | | | |
| | NR | LAND | | | | T | 105 | NON-RESEIDENTIAL LAND & IMPROVEMENTS | | Taxable Total: | 3,000 | |
| 100% Alberta School Foundation Fund | | | | | | | | | | | | |
| 2566030 | SE-1-28-20-4 160.40 Acres | | | | | | | | | | | |
| | 200024B TWP RD 280 | | | | | | | | | | | |
| | F | LAND & IMPROVEMENTS | | | | T | 1 | FARMLAND | | | 18,310 | |
| | R | | | | | T | 103 | RESIDENTIAL LAND & IMPROVEMENTS | | | 91,800 | |
| | | | | | | | | | | | Taxable Total: | 110,110 |
| | R | | | | | E | 901 | RURAL RESIDENCE EXEMPTION (RAP) | | | 19,700 | |
| 100% Alberta School Foundation Fund | | | | | | | | | | | Totals: | 129,810 |
| 2566040 | SW-1-28-20-4 160.40 Acres | | | | | | | | | | | |
| | 200024A TWP RD 280 | | | | | | | | | | | |
| | F | LAND & IMPROVEMENTS | | | | T | 1 | FARMLAND | | | 14,420 | |
| | R | | | | | T | 103 | RESIDENTIAL LAND & IMPROVEMENTS | | | 295,510 | |
| | | | | | | | | | | | Taxable Total: | 309,930 |
| | R | | | | | E | 901 | RURAL RESIDENCE EXEMPTION (RAP) | | | 61,540 | |
| | R | | | | | E | 903 | FARM BUILDING EXEMPT | | | 25,650 | |
| | 100% Alberta School Foundation Fund | | | | | | | | | | Exempt Total: | 87,190 |
| Totals: | | | | | | | | | | | 397,120 | |
| 2566050 | NE-2-28-20-4 4.90 Acres | | | | | | | | | | SOUTH EAST CORNER | |
| | | | | | | | | | | | | |
| | F | LAND | | | | T | 1 | FARMLAND | | Taxable Total: | 180 | |



2020 Assessment Roll (Valuation Date 1-July, 2020) 2021 Taxation Year, Wheatland County

Assessment Year: 2020
Tax Year: 2021

| Roll | Legal Address | | | | | Total |
|---------|----------------------------|------|--|----------------|--|--------|
| 2566060 | SE-2-28-20-4 108.80 Acres | | 100% Alberta School Foundation Fund SOUTH EAST OF RAILWAY | | | |
| | F | LAND | T 1 FARMLAND | Taxable Total: | | 3,450 |
| 2566070 | SW-2-28-20-4 0.05 Acres | | 100% Alberta School Foundation Fund SE CORNER, S.OF RAILWAY | | | |
| | R | LAND | T 104 RESIDENTIAL VACANT LAND | Taxable Total: | | 4,500 |
| 2567000 | NE-25-21-21-4 140.00 Acres | | 100% Alberta School Foundation Fund NORTHERLY PORTION | | | |
| | F | LAND | T 1 FARMLAND | Taxable Total: | | 29,380 |
| 2568000 | NE-25-21-21-4 20.00 Acres | | 100% Alberta School Foundation Fund S1/2 OF S1/2 LSD 9 & 10 | | | |
| | F | LAND | T 1 FARMLAND | Taxable Total: | | 3,950 |
| 2569000 | NW-25-21-21-4 140.00 Acres | | 100% Alberta School Foundation Fund NORTHERLY PORTION | | | |
| | F | LAND | T 1 FARMLAND | Taxable Total: | | 27,800 |
| 2570000 | NW-25-21-21-4 20.00 Acres | | 100% Alberta School Foundation Fund S1/2 OF S1/2 LSD 11 & 12 | | | |
| | F | LAND | T 1 FARMLAND | Taxable Total: | | 3,650 |
| 2571000 | SE-25-21-21-4 136.87 Acres | | 100% Alberta School Foundation Fund NORTH OF RAILWAY RY11 | | | |
| | F | LAND | T 1 FARMLAND | Taxable Total: | | 26,990 |
| 2572000 | SW-25-21-21-4 101.08 Acres | | 100% Alberta School Foundation Fund NORTH OF RY11 | | | |
| | F | LAND | T 1 FARMLAND | Taxable Total: | | 20,150 |
| 2573000 | NE-26-21-21-4 149.10 Acres | | 100% Alberta School Foundation Fund | | | |



2020 Assessment Roll (Valuation Date 1-July, 2020) 2021 Taxation Year, Wheatland County

Assessment Year: 2020
Tax Year: 2021

| Roll | Legal Address | | | | | Total |
|---------|------------------------------|--------------|---|-----|-------------------------------------|-------------------------------|
| | F | LAND | T | 1 | FARMLAND | Taxable Total: 24,990 |
| | | | | | 100% Alberta School Foundation Fund | |
| 2574000 | NW-26-21-21-4 | 121.73 Acres | | | | NORTH OF RAILWAY |
| | F | LAND | T | 1 | FARMLAND | Taxable Total: 19,630 |
| | | | | | 100% Alberta School Foundation Fund | |
| 2575000 | SE-26-21-21-4 | 9.23 Acres | | | | N.E. CORNER, NORTH OF RAILWAY |
| | F | LAND | T | 1 | FARMLAND | Taxable Total: 1,220 |
| | | | | | 100% Alberta School Foundation Fund | |
| 2576000 | NE-27-21-21-4 | 94.71 Acres | | | | NORTH OF RAILWAY |
| | F | LAND | T | 1 | FARMLAND | Taxable Total: 16,160 |
| | | | | | 100% Alberta School Foundation Fund | |
| 2577000 | 0113538 2 NW-27-21-21-4 | 34.25 Acres | | | | NORTH OF RAILWAY |
| | NR | LAND | E | 155 | WHEATLAND COUNTY EXEMPT | Exempt Total: 79,530 |
| | | | | | 100% Alberta School Foundation Fund | |
| 2578000 | E -33-21-21-4 | 220.94 Acres | | | | NORTH OF RAILWAY |
| | F | LAND | T | 1 | FARMLAND | Taxable Total: 52,750 |
| | | | | | 100% Alberta School Foundation Fund | |
| 2579000 | NW-33-21-21-4 | 46.46 Acres | | | | NORTHEAST OF RAILWAY |
| | F | LAND | T | 1 | FARMLAND | Taxable Total: 10,460 |
| | | | | | 100% Alberta School Foundation Fund | |
| 2580000 | 8010973 AREA A NW-33-21-21-4 | 14.74 Acres | | | | Cluny Lagoon Cluny Lagoon |
| | NR | LAND | E | 155 | WHEATLAND COUNTY EXEMPT | Exempt Total: 101,850 |
| | | | | | 100% Alberta School Foundation Fund | |
| 2582000 | NE-34-21-21-4 | 160.00 Acres | | | | |
| | F | LAND | T | 1 | FARMLAND | Taxable Total: 27,150 |
| | | | | | 100% Alberta School Foundation Fund | |



2020 Assessment Roll (Valuation Date 1-July, 2020) 2021 Taxation Year, Wheatland County

Assessment Year: 2020
Tax Year: 2021

| Roll | Legal Address | | | | | | Total |
|---------|-------------------------|--------------|-------------------------------------|--|----------------|--|--------|
| 2583000 | NW-34-21-21-4 | 159.00 Acres | | | | | |
| | F LAND | | T 1 FARMLAND | | Taxable Total: | | 30,920 |
| | | | 100% Alberta School Foundation Fund | | | | |
| 2584000 | SE-34-21-21-4 | 160.00 Acres | | | | | |
| | F LAND | | T 1 FARMLAND | | Taxable Total: | | 8,710 |
| | | | 100% Alberta School Foundation Fund | | | | |
| 2585000 | 9310821 1 SW-34-21-21-4 | 154.95 Acres | Ptn. of NW 27 21 21 | | | | |
| | F LAND | | T 1 FARMLAND | | Taxable Total: | | 29,340 |
| | | | 100% Alberta School Foundation Fund | | | | |
| 2586000 | NE-35-21-21-4 | 144.45 Acres | | | | | |
| | F LAND | | T 1 FARMLAND | | Taxable Total: | | 27,700 |
| | | | 100% Alberta School Foundation Fund | | | | |
| 2587000 | NW-35-21-21-4 | 157.50 Acres | | | | | |
| | F LAND | | T 1 FARMLAND | | Taxable Total: | | 33,130 |
| | | | 100% Alberta School Foundation Fund | | | | |
| 2588000 | SE-35-21-21-4 | 160.00 Acres | | | | | |
| | F LAND | | T 1 FARMLAND | | Taxable Total: | | 30,530 |
| | | | 100% Alberta School Foundation Fund | | | | |
| 2589000 | SW-35-21-21-4 | 160.00 Acres | | | | | |
| | F LAND | | T 1 FARMLAND | | Taxable Total: | | 27,870 |
| | | | 100% Alberta School Foundation Fund | | | | |
| 2590000 | NE-36-21-21-4 | 150.36 Acres | | | | | |
| | F LAND | | T 1 FARMLAND | | Taxable Total: | | 31,930 |
| | | | 100% Alberta School Foundation Fund | | | | |
| 2591000 | NW-36-21-21-4 | 150.36 Acres | | | | | |
| | F LAND | | T 1 FARMLAND | | Taxable Total: | | 28,710 |



2020 Assessment Roll (Valuation Date 1-July, 2020) 2021 Taxation Year, Wheatland County

Assessment Year: 2020
Tax Year: 2021

| Roll | Legal Address | | | | | | | | | | Total |
|---------|-------------------------------------|---------------------|--------------|---|------------------|---------------------------------|--|----------------|--|---------|-----------------|
| | 100% Alberta School Foundation Fund | | | | | | | | | | |
| 2592000 | SE-36-21-21-4 | | 155.67 Acres | | | | | | | | |
| | F | LAND & IMPROVEMENTS | | T | 1 | FARMLAND | | | | 33,750 | |
| | R | | | E | 903 | FARM BUILDING EXEMPT | | | | 21,390 | |
| | 100% Alberta School Foundation Fund | | | | | | | | | | Totals: 55,140 |
| 2592010 | 1211459 1 1 SE-36-21-21-4 | | 4.33 Acres | | NORTHEAST CORNER | | | | | | |
| | 215032 RGE RD 210 | | | | | | | | | | |
| | R | LAND & IMPROVEMENTS | | T | 103 | RESIDENTIAL LAND & IMPROVEMENTS | | | | 190,460 | |
| | R | | | E | 901 | RURAL RESIDENCE EXEMPTION (RAP) | | | | 61,540 | |
| | 100% Alberta School Foundation Fund | | | | | | | | | | Totals: 252,000 |
| 2593000 | SW-36-21-21-4 | | 160.00 Acres | | | | | | | | |
| | F | LAND | | T | 1 | FARMLAND | | Taxable Total: | | 29,020 | |
| | 100% Alberta School Foundation Fund | | | | | | | | | | |
| 2594000 | NE-1-22-21-4 | | 160.00 Acres | | | | | | | | |
| | F | LAND | | T | 1 | FARMLAND | | Taxable Total: | | 29,800 | |
| | 100% Alberta School Foundation Fund | | | | | | | | | | |
| 2595000 | NW-1-22-21-4 | | 160.00 Acres | | | | | | | | |
| | F | LAND | | T | 1 | FARMLAND | | Taxable Total: | | 31,950 | |
| | 100% Alberta School Foundation Fund | | | | | | | | | | |
| 2596000 | SE-1-22-21-4 | | 156.00 Acres | | | | | | | | |
| | F | LAND | | T | 1 | FARMLAND | | Taxable Total: | | 28,950 | |
| | 100% Alberta School Foundation Fund | | | | | | | | | | |
| 2597000 | SW-1-22-21-4 | | 156.00 Acres | | | | | | | | |
| | F | LAND | | T | 1 | FARMLAND | | Taxable Total: | | 29,260 | |
| | 100% Alberta School Foundation Fund | | | | | | | | | | |
| 2598000 | NE-2-22-21-4 | | 160.00 Acres | | | | | | | | |
| | F | LAND | | T | 1 | FARMLAND | | Taxable Total: | | 33,380 | |
| | 100% Alberta School Foundation Fund | | | | | | | | | | |



2020 Assessment Roll (Valuation Date 1-July, 2020) 2021 Taxation Year, Wheatland County

Assessment Year: 2020
Tax Year: 2021

| Roll | Legal Address | | | | | Total |
|---------|---------------|--------------|-------------------------------------|----------------|--|--------|
| 2600000 | NW-2-22-21-4 | 80.00 Acres | LSD 13 & 14 | | | |
| | F LAND | | T 1 FARMLAND | Taxable Total: | | 18,640 |
| | | | 100% Alberta School Foundation Fund | | | |
| 2601000 | NW-2-22-21-4 | 80.00 Acres | LSD 11 & 12 | | | |
| | F LAND | | T 1 FARMLAND | Taxable Total: | | 18,320 |
| | | | 100% Alberta School Foundation Fund | | | |
| 2602000 | SE-2-22-21-4 | 155.43 Acres | | | | |
| | F LAND | | T 1 FARMLAND | Taxable Total: | | 33,050 |
| | | | 100% Alberta School Foundation Fund | | | |
| 2603000 | SW-2-22-21-4 | 74.71 Acres | LSD 5 & 6 | | | |
| | F LAND | | T 1 FARMLAND | Taxable Total: | | 16,270 |
| | | | 100% Alberta School Foundation Fund | | | |
| 2604000 | SW-2-22-21-4 | 28.85 Acres | LSD 4-SOUTH OF THE ROAD | | | |
| | F LAND | | T 1 FARMLAND | Taxable Total: | | 5,510 |
| | | | 100% Alberta School Foundation Fund | | | |
| 2605000 | SW-2-22-21-4 | 30.62 Acres | LSD 3 | | | |
| | F LAND | | T 1 FARMLAND | Taxable Total: | | 5,210 |
| | | | 100% Alberta School Foundation Fund | | | |
| 2605010 | SW-2-22-21-4 | 3.26 Acres | NE CORNER LSD 4 | | | |
| | NR LAND | | E 150 CROWN LAND & IMPR. EXEMPT | Exempt Total: | | 47,870 |
| | | | 100% Alberta School Foundation Fund | | | |
| 2605020 | SW-2-22-21-4 | 1.72 Acres | CENTRAL WEST, SOUTH OF ROAD | | | |
| | NR LAND | | E 150 CROWN LAND & IMPR. EXEMPT | Exempt Total: | | 37,980 |
| | | | 100% Alberta School Foundation Fund | | | |
| 2606000 | NE-3-22-21-4 | 45.44 Acres | SW of Highway | | | |
| | F LAND | | T 1 FARMLAND | Taxable Total: | | 3,590 |



2020 Assessment Roll (Valuation Date 1-July, 2020) 2021 Taxation Year, Wheatland County

Assessment Year: 2020
Tax Year: 2021

| Roll | Legal Address | | | | | Total |
|---------|--|-------------------------------------|-----|--|----------------|---------|
| | | 100% Alberta School Foundation Fund | | | | |
| 2606010 | 1612578 1 1 E-3-22-21-4 7.43 Acres 220048 RGE RD 212 | SE corner | | | | |
| | R LAND & IMPROVEMENTS | T | 103 | RESIDENTIAL LAND & IMPROVEMENTS Taxable Total: | | 256,600 |
| | | 100% Alberta School Foundation Fund | | | | |
| 2606020 | 1612578 1 2 NE-3-22-21-4 9.40 Acres 220052 RGE RD 212 | 155m N of SE corner | | | | |
| | F LAND & IMPROVEMENTS | T | 1 | FARMLAND | | 770 |
| | R | T | 103 | RESIDENTIAL LAND & IMPROVEMENTS | | 137,800 |
| | | Taxable Total: | | | | 138,570 |
| | R | E | 901 | RURAL RESIDENCE EXEMPTION (RAP) | | 56,600 |
| | R | E | 903 | FARM BUILDING EXEMPT | | 16,790 |
| | | 100% Alberta School Foundation Fund | | | | |
| | | Exempt Total: | | | | 73,390 |
| | | Totals: | | | | 211,960 |
| 2606030 | 1612578 1 3 N-3-22-21-4 78.41 Acres | NE of Highway | | | | |
| | F LAND | T | 1 | FARMLAND | Taxable Total: | 8,540 |
| | | 100% Alberta School Foundation Fund | | | | |
| 2607000 | NW-3-22-21-4 80.00 Acres | SOUTH HALF | | | | |
| | F LAND | T | 1 | FARMLAND | Taxable Total: | 15,500 |
| | | 100% Alberta School Foundation Fund | | | | |
| 2608000 | NW-3-22-21-4 76.89 Acres | LSD 13 & 14 | | | | |
| | F LAND | T | 1 | FARMLAND | Taxable Total: | 5,180 |
| | | 100% Alberta School Foundation Fund | | | | |
| 2609000 | SE-3-22-21-4 151.62 Acres | | | | | |
| | F LAND | T | 1 | FARMLAND | Taxable Total: | 25,860 |
| | | 100% Alberta School Foundation Fund | | | | |
| 2610000 | SW-3-22-21-4 157.49 Acres | | | | | |
| | F LAND | T | 1 | FARMLAND | Taxable Total: | 25,260 |
| | | 100% Alberta School Foundation Fund | | | | |
| 2610010 | 1811093 1 1 SW-3-22-21-4 2.51 Acres 220033 RGE RD 213 | 226 Ft South of NW Corner | | | | |



2020 Assessment Roll (Valuation Date 1-July, 2020) 2021 Taxation Year, Wheatland County

Assessment Year: 2020
Tax Year: 2021

| Roll | Legal Address | | | | | | Total |
|---------|--------------------------|---------------------|---|-----|-------------------------------------|---------------------------------------|---------|
| | R | LAND & IMPROVEMENTS | T | 103 | RESIDENTIAL LAND & IMPROVEMENTS | Taxable Total: | 328,500 |
| | | | | | 100% Alberta School Foundation Fund | | |
| 2611000 | NE-4-22-21-4 | 160.00 Acres | | | | | |
| | F | LAND | T | 1 | FARMLAND | Taxable Total: | 26,370 |
| | | | | | 100% Alberta School Foundation Fund | | |
| 2612000 | NW-4-22-21-4 | 155.00 Acres | | | | | |
| | F | LAND | T | 1 | FARMLAND | Taxable Total: | 17,810 |
| | | | | | 100% Alberta School Foundation Fund | | |
| 2612010 | 0410093 1 1 NW-4-22-21-4 | 5.00 Acres | | | | | |
| | | 220043 HWY 842 | | | | SOUTHWEST CORNER | |
| | R | LAND & IMPROVEMENTS | T | 103 | RESIDENTIAL LAND & IMPROVEMENTS | Taxable Total: | 363,300 |
| | | | | | 100% Alberta School Foundation Fund | | |
| 2613000 | SE-4-22-21-4 | 160.00 Acres | | | | | |
| | F | LAND | T | 1 | FARMLAND | Taxable Total: | 25,180 |
| | | | | | 100% Alberta School Foundation Fund | | |
| 2614000 | SW-4-22-21-4 | 154.36 Acres | | | | | |
| | | 220033A HWY 842 | | | | | |
| | F | LAND & IMPROVEMENTS | T | 1 | FARMLAND | | 11,200 |
| | R | | T | 103 | RESIDENTIAL LAND & IMPROVEMENTS | | 228,890 |
| | | | | | | Taxable Total: | 240,090 |
| | R | | E | 901 | RURAL RESIDENCE EXEMPTION (RAP) | | 92,310 |
| | | | | | 100% Alberta School Foundation Fund | Totals: | 332,400 |
| 2614010 | SW-4-22-21-4 | 1.48 Acres | | | | | |
| | | 220037 HWY 842 | | | | NW Corner Cluny Roman Catholic Church | |
| | R | LAND & IMPROVEMENTS | T | 103 | RESIDENTIAL LAND & IMPROVEMENTS | | 147,600 |
| | NR | | E | 164 | RELIGIOUS EXEMPT | | 399,890 |
| | | | | | 100% Alberta School Foundation Fund | Totals: | 547,490 |
| 2615000 | 8010973 B SW-4-22-21-4 | 1.42 Acres | | | | LAGOON SW CORNER Cluny Lagoon Access | |
| | NR | LAND | E | 155 | WHEATLAND COUNTY EXEMPT | Exempt Total: | 45,780 |
| | | | | | 100% Alberta School Foundation Fund | | |
| 2616000 | NE-5-22-21-4 | 18.54 Acres | | | | EAST HALF LSD 16 | |
| | | 214008 TWP RD 220A | | | | | |



2020 Assessment Roll (Valuation Date 1-July, 2020) 2021 Taxation Year, Wheatland County

Assessment Year: 2020
Tax Year: 2021

| Roll | Legal Address | | | | Total |
|---------|--------------------|---------------------|---|---|---------|
| | F | LAND & IMPROVEMENTS | T | 1 FARMLAND | 3,010 |
| | R | | T | 103 RESIDENTIAL LAND & IMPROVEMENTS | 253,710 |
| | | | | Taxable Total: | 256,720 |
| | R | | E | 901 RURAL RESIDENCE EXEMPTION (RAP) | 61,540 |
| | R | | E | 903 FARM BUILDING EXEMPT | 34,950 |
| | | | | 100% Alberta School Foundation Fund | 96,490 |
| | | | | Exempt Total: | 96,490 |
| | | | | Totals: | 353,210 |
| 2617000 | NE-5-22-21-4 | 19.50 Acres | | WEST HALF LSD 16 | |
| | 214014 TWP RD 220A | | | | |
| | F | LAND & IMPROVEMENTS | T | 1 FARMLAND | 3,050 |
| | R | | T | 103 RESIDENTIAL LAND & IMPROVEMENTS | 227,160 |
| | | | | Taxable Total: | 230,210 |
| | R | | E | 901 RURAL RESIDENCE EXEMPTION (RAP) | 61,540 |
| | R | | E | 903 FARM BUILDING EXEMPT | 32,210 |
| | | | | 100% Alberta School Foundation Fund | 93,750 |
| | | | | Exempt Total: | 93,750 |
| | | | | Totals: | 323,960 |
| 2618000 | NE-5-22-21-4 | 10.50 Acres | | NORTH WEST CORNER | |
| | F | LAND | T | 1 FARMLAND | |
| | | | | 100% Alberta School Foundation Fund | |
| | | | | Taxable Total: | 1,900 |
| 2619000 | NE-5-22-21-4 | 10.00 Acres | | NORTH EAST CORNER LSD 15 | |
| | F | LAND | T | 1 FARMLAND | |
| | | | | 100% Alberta School Foundation Fund | |
| | | | | Taxable Total: | 1,720 |
| 2619010 | NE-5-22-21-4 | 9.50 Acres | | SE PORTION OF LSD 15 | |
| | 214022 TWP RD 220A | | | | |
| | F | LAND & IMPROVEMENTS | T | 1 FARMLAND | 1,180 |
| | R | | T | 103 RESIDENTIAL LAND & IMPROVEMENTS | 348,600 |
| | | | | Taxable Total: | 349,780 |
| | R | | E | 901 RURAL RESIDENCE EXEMPTION (RAP) | 2,900 |
| | R | | E | 903 FARM BUILDING EXEMPT | 54,410 |
| | | | | 100% Alberta School Foundation Fund | 57,310 |
| | | | | Exempt Total: | 57,310 |
| | | | | Totals: | 407,090 |
| 2620000 | NE-5-22-21-4 | 9.50 Acres | | SW CORNER OF LSD 15 Prairie Hills Nurseries | |
| | F | LAND & IMPROVEMENTS | T | 1 FARMLAND | 1,720 |
| | R | | E | 903 FARM BUILDING EXEMPT | 12,630 |
| | | | | Totals: | 14,350 |



2020 Assessment Roll (Valuation Date 1-July, 2020) 2021 Taxation Year, Wheatland County

Assessment Year: 2020
Tax Year: 2021

| Roll | Legal Address | 100% Alberta School Foundation Fund | | | | Total |
|---------|----------------------------|-------------------------------------|---------------------------------|----------------|--|---------|
| 2621000 | NE-5-22-21-4 0.50 Acres | EAST 33 FT. OF LSD 15 | | | | |
| | R LAND | T 104 | RESIDENTIAL VACANT LAND | Taxable Total: | | 500 |
| | | 100% Alberta School Foundation Fund | | | | |
| 2621010 | 16-NE-5-22-21-4 0.50 Acres | | | | | |
| | R LAND | T 104 | RESIDENTIAL VACANT LAND | Taxable Total: | | 5,000 |
| | | 100% Alberta School Foundation Fund | | | | |
| 2622000 | NW-5-22-21-4 40.00 Acres | LSD 14 | | | | |
| | F LAND | T 1 | FARMLAND | Taxable Total: | | 7,040 |
| | | 100% Alberta School Foundation Fund | | | | |
| 2623000 | NW-5-22-21-4 36.76 Acres | | | | | |
| | F LAND & IMPROVEMENTS | T 1 | FARMLAND | | | 7,260 |
| | R | T 103 | RESIDENTIAL LAND & IMPROVEMENTS | | | 68,500 |
| | | 100% Alberta School Foundation Fund | | | | |
| | | Taxable Total: | | | | 75,760 |
| 2625000 | NW-5-22-21-4 0.50 Acres | EAST 33'OF LSD 13 | | | | |
| | R LAND | T 104 | RESIDENTIAL VACANT LAND | Taxable Total: | | 12,800 |
| | | 100% Alberta School Foundation Fund | | | | |
| 2626000 | NE-6-22-21-4 43.52 Acres | NORTH OF RAILWAY | | | | |
| | F LAND | T 1 | FARMLAND | Taxable Total: | | 7,560 |
| | | 100% Alberta School Foundation Fund | | | | |
| 2627000 | NW-6-22-21-4 6.09 Acres | NORTH EAST OF RAILWAY | | | | |
| | F LAND | T 1 | FARMLAND | Taxable Total: | | 1,010 |
| | | 100% Alberta School Foundation Fund | | | | |
| 2628000 | NE-7-22-21-4 129.92 Acres | Coulee Creek Farms Wedding Venue | | | | |
| | 221074 RGE RD 215 | | | | | |
| | F LAND & IMPROVEMENTS | T 1 | FARMLAND | | | 17,700 |
| | R | T 103 | RESIDENTIAL LAND & IMPROVEMENTS | | | 600,500 |
| | | Taxable Total: | | | | 618,200 |
| | R | E 901 | RURAL RESIDENCE EXEMPTION (RAP) | | | 45,300 |
| | | Totals: | | | | 663,500 |



2020 Assessment Roll (Valuation Date 1-July, 2020) 2021 Taxation Year, Wheatland County

Assessment Year: 2020
Tax Year: 2021

| Roll | Legal Address | 100% Alberta School Foundation Fund | | | | Total |
|---------|---|--|--------------------------------------|----------------|--|-----------|
| 2628010 | 1012696 1 1 NE-7-22-21-4 26.19 Acres 221042 RGE RD 215 | SE CORNER Well Site Energy Services & Boat Storage | | | | |
| | F LAND & IMPROVEMENTS | T 1 | FARMLAND | | | 2,500 |
| | R | T 103 | RESIDENTIAL LAND & IMPROVEMENTS | | | 374,670 |
| | NR | T 105 | NON-RESEIDENTIAL LAND & IMPROVEMENTS | | | 368,200 |
| | | 100% Alberta School Foundation Fund Taxable Total: | | | | 745,370 |
| 2629000 | NW-7-22-21-4 159.87 Acres | | | | | |
| | F LAND | T 1 | FARMLAND | Taxable Total: | | 37,760 |
| | | 100% Alberta School Foundation Fund | | | | |
| 2630000 | SE-7-22-21-4 160.00 Acres | | | | | |
| | F LAND | T 1 | FARMLAND | Taxable Total: | | 27,830 |
| | | 100% Alberta School Foundation Fund | | | | |
| 2631000 | SW-7-22-21-4 155.73 Acres | | | | | |
| | F LAND | T 1 | FARMLAND | Taxable Total: | | 37,140 |
| | | 100% Alberta School Foundation Fund | | | | |
| 2632000 | NE-8-22-21-4 152.18 Acres | Goldsmith Gravel Pit | | | | |
| | F LAND | T 1 | FARMLAND | | | 15,880 |
| | NR | E 155 | WHEATLAND COUNTY EXEMPT | | | 182,190 |
| | | 100% Alberta School Foundation Fund Totals: | | | | 198,070 |
| 2632010 | 8577HB A NE-8-22-21-4 4.12 Acres 221080 HWY 842 | NORTH EAST CORNER Fas Gas Station | | | | |
| | R LAND & IMPROVEMENTS | T 103 | RESIDENTIAL LAND & IMPROVEMENTS | | | 49,050 |
| | NR | T 105 | NON-RESEIDENTIAL LAND & IMPROVEMENTS | | | 1,099,780 |
| | | 100% Alberta School Foundation Fund Taxable Total: | | | | 1,148,830 |
| 2633000 | NW-8-22-21-4 159.03 Acres | | | | | |
| | F LAND | T 1 | FARMLAND | Taxable Total: | | 27,600 |
| | | 100% Alberta School Foundation Fund | | | | |
| 2634000 | SE-8-22-21-4 155.76 Acres | | | | | |
| | F LAND | T 1 | FARMLAND | Taxable Total: | | 17,300 |



2020 Assessment Roll (Valuation Date 1-July, 2020) 2021 Taxation Year, Wheatland County

Assessment Year: 2020
Tax Year: 2021

| Roll | Legal Address | | | | | | Total |
|---------|---------------|-------------------------|--|-----|--------------------------------------|----------------|---------|
| | | | 100% Alberta School Foundation Fund | | | | |
| 2634010 | 2163HX OT | SE-8-22-21-4 2.07 Acres | Tower Site Central E Portion Telus Tower | | | | |
| | NR | LAND & IMPROVEMENTS | T | 105 | NON-RESEIDENTIAL LAND & IMPROVEMENTS | Taxable Total: | 225,470 |
| | | | 100% Alberta School Foundation Fund | | | | |
| 2635000 | SW-8-22-21-4 | 160.00 Acres | | | | | |
| | F | LAND | T | 1 | FARMLAND | Taxable Total: | 38,520 |
| | | | 100% Alberta School Foundation Fund | | | | |
| 2637000 | NE-9-22-21-4 | 69.50 Acres | NORTH EAST OF ROADWAY | | | | |
| | F | LAND | T | 1 | FARMLAND | Taxable Total: | 13,380 |
| | | | 100% Alberta School Foundation Fund | | | | |
| 2638000 | N -9-22-21-4 | 218.31 Acres | NORTH 1/2 SW OF HIGHWAY Telus Tower& AB First Responders(AFRRCS) | | | | |
| | F | LAND & IMPROVEMENTS | T | 1 | FARMLAND | | 39,040 |
| | NR | | T | 105 | NON-RESEIDENTIAL LAND & IMPROVEMENTS | | 79,620 |
| | | | Taxable Total: | | | | 118,660 |
| | NR | | E | 154 | PROVINCIAL EXEMPT | | 30,080 |
| | | | 100% Alberta School Foundation Fund | | | | |
| | | | Totals: | | | | 148,740 |
| 2639000 | SE-9-22-21-4 | 158.62 Acres | IP Plus Wireless Tower & Gravel Pit | | | | |
| | F | LAND & IMPROVEMENTS | T | 1 | FARMLAND | | 8,450 |
| | NR | | T | 105 | NON-RESEIDENTIAL LAND & IMPROVEMENTS | | 76,460 |
| | | | Taxable Total: | | | | 84,910 |
| | NR | | E | 167 | WESTERN IRRIGATION DIST EXEMPT | | 220,360 |
| | | | 100% Alberta School Foundation Fund | | | | |
| | | | Totals: | | | | 305,270 |
| 2640000 | SW-9-22-21-4 | 80.00 Acres | east half | | | | |
| | F | LAND | T | 1 | FARMLAND | Taxable Total: | 4,890 |
| | | | 100% Alberta School Foundation Fund | | | | |
| 2641000 | SW-9-22-21-4 | 78.91 Acres | WEST HALF | | | | |
| | | 221011 HWY 842 | | | | | |
| | F | LAND & IMPROVEMENTS | T | 1 | FARMLAND | | 14,020 |
| | R | | T | 103 | RESIDENTIAL LAND & IMPROVEMENTS | | 296,130 |
| | | | Taxable Total: | | | | 310,150 |



2020 Assessment Roll (Valuation Date 1-July, 2020) 2021 Taxation Year, Wheatland County

Assessment Year: 2020
Tax Year: 2021

| Roll | Legal Address | | | | Total |
|---------|--------------------------------------|--------------|-------|---|------------------------|
| | R | | E 901 | RURAL RESIDENCE EXEMPTION (RAP) | 61,540 |
| | R | | E 903 | FARM BUILDING EXEMPT | 3,180 |
| | | | 100% | Alberta School Foundation Fund | Exempt Total: 64,720 |
| | | | | Totals: | 374,870 |
| 2642000 | NE-10-22-21-4 | 136.30 Acres | | DeBensse Wheatland Gravel Pit | |
| | F LAND | | T 1 | FARMLAND | 18,880 |
| | NR | | E 152 | MUNI GRAVEL OPERATION- EXEMPT | 98,700 |
| | | | 100% | Alberta School Foundation Fund | Totals: 117,580 |
| 2643000 | NE-10-22-21-4 | 23.70 Acres | | Southeasterly Portion DeBensse Wheatland Gravel Pit | |
| | NR LAND | | E 155 | WHEATLAND COUNTY EXEMPT | Exempt Total: 97,330 |
| | | | 100% | Alberta School Foundation Fund | |
| 2644000 | NW-10-22-21-4 | 159.68 Acres | | | |
| | F LAND | | T 1 | FARMLAND | Taxable Total: 26,880 |
| | | | 100% | Alberta School Foundation Fund | |
| 2645000 | SE-10-22-21-4 | 155.95 Acres | | | |
| | F LAND | | T 1 | FARMLAND | Taxable Total: 11,170 |
| | | | 100% | Alberta School Foundation Fund | |
| 2645010 | 1111441 1 1 SE-10-22-21-4 4.05 Acres | | | SE CORNER | |
| | 221006 RGE RD 212 | | | | |
| | R LAND & IMPROVEMENTS | | T 103 | RESIDENTIAL LAND & IMPROVEMENTS | Taxable Total: 246,200 |
| | | | 100% | Alberta School Foundation Fund | |
| 2646000 | SW-10-22-21-4 | 78.65 Acres | | NORTHEAST OF ROAD | |
| | F LAND | | T 1 | FARMLAND | Taxable Total: 5,630 |
| | | | 100% | Alberta School Foundation Fund | |
| 2647000 | SW-10-22-21-4 55.25 Acres | | | SOUTHWEST OF ROAD | |
| | 221003 RGE RD 213 | | | | |
| | F LAND & IMPROVEMENTS | | T 1 | FARMLAND | 9,470 |
| | R | | T 103 | RESIDENTIAL LAND & IMPROVEMENTS | 196,480 |
| | | | | Taxable Total: | 205,950 |
| | R | | E 901 | RURAL RESIDENCE EXEMPTION (RAP) | 61,540 |
| | R | | E 903 | FARM BUILDING EXEMPT | 12,730 |



2020 Assessment Roll (Valuation Date 1-July, 2020) 2021 Taxation Year, Wheatland County

Assessment Year: 2020
Tax Year: 2021

| Roll | Legal Address | | | | Total |
|---------|---|--|----------------|--|---------|
| | | 100% Alberta School Foundation Fund | Exempt Total: | | 74,270 |
| | | | Totals: | | 280,220 |
| 2648000 | 8210054 1 PUL SW-10-22-21-4 3.29 Acres 221025 RGE RD 213 | NORTHWEST CORNER,SOUTH OF ROAD Cluny Waste Transfer Site & Fire3 Tower | | | |
| | NR LAND & IMPROVEMENTS | E 158 WASTE TRANSFER SITES EXEMPT | Exempt Total: | | 117,820 |
| | | 100% Alberta School Foundation Fund | | | |
| 2649000 | NE-11-22-21-4 80.00 Acres | NORTH HALF | | | |
| | F LAND | T 1 FARMLAND | Taxable Total: | | 14,840 |
| | | 100% Alberta School Foundation Fund | | | |
| 2650000 | NE-11-22-21-4 80.00 Acres 221042 RGE RD 211 | South 1/2 | | | |
| | F LAND & IMPROVEMENTS | T 1 FARMLAND | | | 15,440 |
| | R | T 103 RESIDENTIAL LAND & IMPROVEMENTS | | | 207,660 |
| | | | Taxable Total: | | 223,100 |
| | R | E 901 RURAL RESIDENCE EXEMPTION (RAP) | | | 15,440 |
| | R | E 903 FARM BUILDING EXEMPT | | | 314,770 |
| | | 100% Alberta School Foundation Fund | Exempt Total: | | 330,210 |
| | | | Totals: | | 553,310 |
| 2651000 | NW-11-22-21-4 129.98 Acres | N.W. OF CHASE PIT | | | |
| | F LAND | T 1 FARMLAND | Taxable Total: | | 12,360 |
| | | 100% Alberta School Foundation Fund | | | |
| 2652000 | NW-11-22-21-4 30.02 Acres | SOUTHWEST CORNER Former Chase Gravel Pit | | | |
| | F LAND | T 1 FARMLAND | Taxable Total: | | 2,150 |
| | | 100% Alberta School Foundation Fund | | | |
| 2653000 | SE-11-22-21-4 160.00 Acres | | | | |
| | F LAND | T 1 FARMLAND | Taxable Total: | | 36,880 |
| | | 100% Alberta School Foundation Fund | | | |
| 2654000 | SW-11-22-21-4 80.00 Acres 221025 RGE RD 212 | NORTH HALF | | | |
| | F LAND & IMPROVEMENTS | T 1 FARMLAND | | | 12,240 |
| | R | T 103 RESIDENTIAL LAND & IMPROVEMENTS | | | 195,060 |
| | | | Taxable Total: | | 207,300 |
| | R | E 901 RURAL RESIDENCE EXEMPTION (RAP) | | | 61,540 |



2020 Assessment Roll (Valuation Date 1-July, 2020) 2021 Taxation Year, Wheatland County

Assessment Year: 2020
Tax Year: 2021

| Roll | Legal Address | | | | | Total |
|---------|-------------------|---------------------|-------|---------------------------------|----------------|---------|
| | R | | E 903 | FARM BUILDING EXEMPT | | 5,200 |
| | | | 100% | Alberta School Foundation Fund | Exempt Total: | 66,740 |
| | | | | | Totals: | 274,040 |
| 2655000 | SW-11-22-21-4 | 80.00 Acres | | | SOUTH HALF | |
| | 221007 RGE RD 212 | | | | | |
| | F | LAND & IMPROVEMENTS | T 1 | FARMLAND | | 12,620 |
| | R | | T 103 | RESIDENTIAL LAND & IMPROVEMENTS | | 112,460 |
| | | | | | Taxable Total: | 125,080 |
| | R | | E 901 | RURAL RESIDENCE EXEMPTION (RAP) | | 61,540 |
| | | | 100% | Alberta School Foundation Fund | Totals: | 186,620 |
| 2656000 | NE-12-22-21-4 | 160.00 Acres | | | | |
| | F | LAND | T 1 | FARMLAND | Taxable Total: | 34,440 |
| | | | 100% | Alberta School Foundation Fund | | |
| 2657000 | NW-12-22-21-4 | 160.00 Acres | | | | |
| | F | LAND | T 1 | FARMLAND | Taxable Total: | 39,110 |
| | | | 100% | Alberta School Foundation Fund | | |
| 2658000 | SE-12-22-21-4 | 160.00 Acres | | | | |
| | F | LAND | T 1 | FARMLAND | Taxable Total: | 26,920 |
| | | | 100% | Alberta School Foundation Fund | | |
| 2659000 | SW-12-22-21-4 | 160.00 Acres | | | | |
| | F | LAND | T 1 | FARMLAND | Taxable Total: | 32,810 |
| | | | 100% | Alberta School Foundation Fund | | |
| 2660000 | NE-13-22-21-4 | 160.00 Acres | | | | |
| | F | LAND | T 1 | FARMLAND | Taxable Total: | 32,190 |
| | | | 100% | Alberta School Foundation Fund | | |
| 2661000 | NW-13-22-21-4 | 160.00 Acres | | | | |
| | F | LAND | T 1 | FARMLAND | Taxable Total: | 23,980 |
| | | | 100% | Alberta School Foundation Fund | | |
| 2662000 | SE-13-22-21-4 | 155.02 Acres | | | | |



2020 Assessment Roll (Valuation Date 1-July, 2020) 2021 Taxation Year, Wheatland County

Assessment Year: 2020
Tax Year: 2021

| Roll | Legal Address | | | | | Total |
|---------|---------------|--------------|---|---|-------------------------------------|-----------------------|
| | F | LAND | T | 1 | FARMLAND | Taxable Total: 32,920 |
| | | | | | 100% Alberta School Foundation Fund | |
| 2663000 | SW-13-22-21-4 | 160.00 Acres | | | | |
| | F | LAND | T | 1 | FARMLAND | Taxable Total: 24,090 |
| | | | | | 100% Alberta School Foundation Fund | |
| 2664000 | NE-14-22-21-4 | 160.00 Acres | | | | |
| | F | LAND | T | 1 | FARMLAND | Taxable Total: 29,800 |
| | | | | | 100% Alberta School Foundation Fund | |
| 2665000 | NW-14-22-21-4 | 160.00 Acres | | | | |
| | F | LAND | T | 1 | FARMLAND | Taxable Total: 28,090 |
| | | | | | 100% Alberta School Foundation Fund | |
| 2666000 | SE-14-22-21-4 | 160.00 Acres | | | | |
| | F | LAND | T | 1 | FARMLAND | Taxable Total: 29,260 |
| | | | | | 100% Alberta School Foundation Fund | |
| 2667000 | SW-14-22-21-4 | 160.00 Acres | | | | |
| | F | LAND | T | 1 | FARMLAND | Taxable Total: 30,350 |
| | | | | | 100% Alberta School Foundation Fund | |
| 2668000 | NE-15-22-21-4 | 160.00 Acres | | | | |
| | F | LAND | T | 1 | FARMLAND | Taxable Total: 30,030 |
| | | | | | 100% Alberta School Foundation Fund | |
| 2669000 | NW-15-22-21-4 | 160.00 Acres | | | | |
| | F | LAND | T | 1 | FARMLAND | Taxable Total: 30,180 |
| | | | | | 100% Alberta School Foundation Fund | |
| 2670000 | SE-15-22-21-4 | 160.00 Acres | | | | |
| | F | LAND | T | 1 | FARMLAND | Taxable Total: 29,510 |
| | | | | | 100% Alberta School Foundation Fund | |



2020 Assessment Roll (Valuation Date 1-July, 2020) 2021 Taxation Year, Wheatland County

Assessment Year: 2020
Tax Year: 2021

| Roll | Legal Address | | | | | Total |
|---------|---|--|--------------------------------------|----------------|--|---------|
| 2671000 | SW-15-22-21-4 160.00 Acres | Gravel Pit | | | | |
| | F LAND & IMPROVEMENTS | T 1 | FARMLAND | | | 22,890 |
| | NR | T 105 | NON-RESEIDENTIAL LAND & IMPROVEMENTS | | | 152,350 |
| | | 100% Alberta School Foundation Fund Taxable Total: | | | | 175,240 |
| 2672000 | NE-16-22-21-4 160.00 Acres | | | | | |
| | F LAND | T 1 | FARMLAND | Taxable Total: | | 35,430 |
| | | 100% Alberta School Foundation Fund | | | | |
| 2673000 | NW-16-22-21-4 156.60 Acres | | | | | |
| | F LAND | T 1 | FARMLAND | Taxable Total: | | 36,740 |
| | | 100% Alberta School Foundation Fund | | | | |
| 2673010 | 8910321 1 NW-16-22-21-4 2.27 Acres 222079 HWY 842 | NORTHWEST CORNER | | | | |
| | R LAND & IMPROVEMENTS | T 103 | RESIDENTIAL LAND & IMPROVEMENTS | Taxable Total: | | 233,800 |
| | | 100% Alberta School Foundation Fund | | | | |
| 2674000 | SE-16-22-21-4 159.78 Acres | | | | | |
| | F LAND | T 1 | FARMLAND | Taxable Total: | | 33,730 |
| | | 100% Alberta School Foundation Fund | | | | |
| 2675000 | SW-16-22-21-4 147.05 Acres | | | | | |
| | F LAND | T 1 | FARMLAND | Taxable Total: | | 34,620 |
| | | 100% Alberta School Foundation Fund | | | | |
| 2676000 | NE-17-22-21-4 149.00 Acres | | | | | |
| | F LAND | T 1 | FARMLAND | Taxable Total: | | 34,440 |
| | | 100% Alberta School Foundation Fund | | | | |
| 2676010 | 9311867 1 NE-17-22-21-4 10.00 Acres 222042 HWY 842 | | | | | |
| | F LAND & IMPROVEMENTS | T 1 | FARMLAND | | | 1,250 |
| | R | T 103 | RESIDENTIAL LAND & IMPROVEMENTS | | | 305,150 |
| | | Taxable Total: | | | | 306,400 |
| | R | E 901 | RURAL RESIDENCE EXEMPTION (RAP) | | | 1,250 |
| | R | E 903 | FARM BUILDING EXEMPT | | | 7,220 |



2020 Assessment Roll (Valuation Date 1-July, 2020) 2021 Taxation Year, Wheatland County

Assessment Year: 2020
Tax Year: 2021

| Roll | Legal Address | | | | | Total | |
|---------|---------------|---------------------|-------------------------------------|-----|---------------------------------|-----------------------------|---------|
| | | | 100% Alberta School Foundation Fund | | Exempt Total: | 8,470 | |
| | | | | | Totals: | 314,870 | |
| 2677000 | NW-17-22-21-4 | 160.00 Acres | | | | | |
| | F | LAND | T | 1 | FARMLAND | Taxable Total: | 27,030 |
| | | | 100% Alberta School Foundation Fund | | | | |
| 2678000 | SE-17-22-21-4 | 145.12 Acres | | | | | |
| | F | LAND | T | 1 | FARMLAND | Taxable Total: | 34,220 |
| | | | 100% Alberta School Foundation Fund | | | | |
| 2679000 | SW-17-22-21-4 | 145.51 Acres | | | | | |
| | F | LAND | T | 1 | FARMLAND | Taxable Total: | 27,650 |
| | | | 100% Alberta School Foundation Fund | | | | |
| 2680000 | NE-18-22-21-4 | 158.84 Acres | | | | | |
| | F | LAND | T | 1 | FARMLAND | Taxable Total: | 33,350 |
| | | | 100% Alberta School Foundation Fund | | | | |
| 2681000 | NW-18-22-21-4 | 120.00 Acres | | | | LSD 11&14&E. HALF LSD 12&13 | |
| | F | LAND | T | 1 | FARMLAND | Taxable Total: | 12,420 |
| | | | 100% Alberta School Foundation Fund | | | | |
| 2682000 | NW-18-22-21-4 | 39.50 Acres | | | | WEST HALF LSD 12 & 13 | |
| | | 222083 RGE RD 220 | | | | | |
| | F | LAND & IMPROVEMENTS | T | 1 | FARMLAND | | 3,020 |
| | R | | T | 103 | RESIDENTIAL LAND & IMPROVEMENTS | | 166,140 |
| | | | | | Taxable Total: | | 169,160 |
| | R | | E | 901 | RURAL RESIDENCE EXEMPTION (RAP) | | 4,460 |
| | | | 100% Alberta School Foundation Fund | | Totals: | | 173,620 |
| 2684000 | SE-18-22-21-4 | 143.62 Acres | | | | | |
| | | 222004 RGE RD 215 | | | | | |
| | F | LAND & IMPROVEMENTS | T | 1 | FARMLAND | | 11,080 |
| | R | | T | 103 | RESIDENTIAL LAND & IMPROVEMENTS | | 367,620 |
| | | | | | Taxable Total: | | 378,700 |
| | R | | E | 901 | RURAL RESIDENCE EXEMPTION (RAP) | | 11,080 |
| | | | | | Totals: | | 389,780 |



2020 Assessment Roll (Valuation Date 1-July, 2020) 2021 Taxation Year, Wheatland County

Assessment Year: 2020
Tax Year: 2021

| Roll | Legal Address | 100% Alberta School Foundation Fund | | | | Total |
|---------|--|-------------------------------------|-------------------------------------|---|--|---------|
| 2685000 | SW-18-22-21-4 119.63 Acres | | | | | |
| | F LAND | T 1 | FARMLAND | Taxable Total: | | 10,120 |
| | | | 100% Alberta School Foundation Fund | | | |
| 2685010 | 1510372 1 1 SW-18-22-21-4 19.63 Acres 222037 RGE RD 220 | | | N portion LSD 5 | | |
| | F LAND & IMPROVEMENTS | T 1 | FARMLAND | | | 2,620 |
| | R | T 103 | RESIDENTIAL LAND & IMPROVEMENTS | | | 198,260 |
| | | | | Taxable Total: | | 200,880 |
| | R | E 901 | RURAL RESIDENCE EXEMPTION (RAP) | | | 61,540 |
| | | | 100% Alberta School Foundation Fund | Totals: | | 262,420 |
| 2686000 | NE-19-22-21-4 160.00 Acres | | | | | |
| | F LAND | T 1 | FARMLAND | Taxable Total: | | 38,840 |
| | | | 100% Alberta School Foundation Fund | | | |
| 2687000 | NW-19-22-21-4 160.00 Acres | | | | | |
| | F LAND | T 1 | FARMLAND | Taxable Total: | | 38,160 |
| | | | 100% Alberta School Foundation Fund | | | |
| 2688000 | SE-19-22-21-4 152.25 Acres | | | | | |
| | F LAND | T 1 | FARMLAND | Taxable Total: | | 12,680 |
| | | | 100% Alberta School Foundation Fund | | | |
| 2688500 | IRR526 RW 22 SE-19-22-21-4 7.75 Acres | | | SW Corner | | |
| | NR LAND | E 167 | WESTERN IRRIGATION DIST EXEMPT | Exempt Total: | | 8,270 |
| | | | 100% Alberta School Foundation Fund | | | |
| 2689000 | SW-19-22-21-4 132.24 Acres | | | N. 1/2OF S. 1/2LSD3&4&ALL OF5&6 | | |
| | F LAND | T 1 | FARMLAND | Taxable Total: | | 13,990 |
| | | | 100% Alberta School Foundation Fund | | | |
| 2689010 | 1612577 1 1 SW-19-22-21-4 5.19 Acres 223007 RGE RD 220 | | | West Central LSD 4 Back in Touch Equine | | |
| | F LAND & IMPROVEMENTS | T 1 | FARMLAND | | | 250 |
| | R | T 103 | RESIDENTIAL LAND & IMPROVEMENTS | | | 395,250 |
| | | | | Taxable Total: | | 395,500 |



2020 Assessment Roll (Valuation Date 1-July, 2020) 2021 Taxation Year, Wheatland County

Assessment Year: 2020
Tax Year: 2021

| Roll | Legal Address | | | | Total |
|---------|-----------------------|--------------|-------|---------------------------------|-----------------------|
| | R | | E 901 | RURAL RESIDENCE EXEMPTION (RAP) | 250 |
| | R | | E 903 | FARM BUILDING EXEMPT | 156,630 |
| | | | 100% | Alberta School Foundation Fund | Exempt Total: 156,880 |
| | | | | | Totals: 552,380 |
| 2690000 | SW-19-22-21-4 | 17.43 Acres | | S. HALF OF S. 1/2 LSD 3&4 | |
| | F LAND | | T 1 | FARMLAND | Taxable Total: 1,440 |
| | | | 100% | Alberta School Foundation Fund | |
| 2691000 | NE-20-22-21-4 | 80.00 Acres | | LSD 10 & 15 | |
| | F LAND | | T 1 | FARMLAND | Taxable Total: 19,840 |
| | | | 100% | Alberta School Foundation Fund | |
| 2692000 | NE-20-22-21-4 | 79.00 Acres | | EAST HALF | |
| | F LAND | | T 1 | FARMLAND | Taxable Total: 19,800 |
| | | | 100% | Alberta School Foundation Fund | |
| 2693000 | NW-20-22-21-4 | 160.00 Acres | | | |
| | F LAND | | T 1 | FARMLAND | Taxable Total: 38,210 |
| | | | 100% | Alberta School Foundation Fund | |
| 2694000 | SE-20-22-21-4 | 81.98 Acres | | LSD 2 & 7 & ptn LSD 1 | |
| | F LAND | | T 1 | FARMLAND | Taxable Total: 19,570 |
| | | | 100% | Alberta School Foundation Fund | |
| 2695000 | SE-20-22-21-4 | 77.02 Acres | | EAST HALF | |
| | F LAND | | T 1 | FARMLAND | Taxable Total: 18,230 |
| | | | 100% | Alberta School Foundation Fund | |
| 2696000 | SW-20-22-21-4 | 160.00 Acres | | | |
| | F LAND | | T 1 | FARMLAND | Taxable Total: 38,230 |
| | | | 100% | Alberta School Foundation Fund | |
| 2697000 | NE-21-22-21-4 | 155.30 Acres | | | |
| | F LAND & IMPROVEMENTS | | T 1 | FARMLAND | 32,500 |
| | R | | E 903 | FARM BUILDING EXEMPT | 192,850 |



2020 Assessment Roll (Valuation Date 1-July, 2020) 2021 Taxation Year, Wheatland County

Assessment Year: 2020
Tax Year: 2021

| Roll | Legal Address | | | | Total |
|---------|---|--------------------------------------|--------------------------------------|---------|-------|
| | | 100% Alberta School Foundation Fund | Totals: | 225,350 | |
| 2697010 | 9510289 1 NE-21-22-21-4 4.70 Acres 223050 RGE RD 213 | CENTRAL PORTION LSD 9 | | | |
| | R LAND & IMPROVEMENTS | T 103 | RESIDENTIAL LAND & IMPROVEMENTS | 251,950 | |
| | R | E 901 | RURAL RESIDENCE EXEMPTION (RAP) | 46,150 | |
| | | 100% Alberta School Foundation Fund | Totals: | 298,100 | |
| 2698000 | 1811958 1 2 NW-21-22-21-4 100.65 Acres 213061 TWP RD 224 | NORTHERN 508.1 METERS | | | |
| | F LAND & IMPROVEMENTS | T 1 | FARMLAND | 23,600 | |
| | R | T 103 | RESIDENTIAL LAND & IMPROVEMENTS | 237,560 | |
| | | Taxable Total: | | 261,160 | |
| | R | E 901 | RURAL RESIDENCE EXEMPTION (RAP) | 61,540 | |
| | R | E 903 | FARM BUILDING EXEMPT | 18,160 | |
| | | 100% Alberta School Foundation Fund | Exempt Total: | 79,700 | |
| | | Totals: | | 340,860 | |
| 2698010 | 1811958 1 1 NW-21-22-21-4 58.93 Acres | SOUTHERN 255.44 METERS | | | |
| | F LAND | T 1 | FARMLAND | 9,490 | |
| | NR | E 155 | WHEATLAND COUNTY EXEMPT | 112,330 | |
| | | 100% Alberta School Foundation Fund | Totals: | 121,820 | |
| 2699000 | SE-21-22-21-4 160.00 Acres | | | | |
| | F LAND | T 1 | FARMLAND | 37,590 | |
| | | 100% Alberta School Foundation Fund | | | |
| 2700000 | SW-21-22-21-4 159.00 Acres | | | | |
| | F LAND | T 1 | FARMLAND | 36,680 | |
| | | 100% Alberta School Foundation Fund | | | |
| 2701000 | NE-22-22-21-4 160.00 Acres | Cluny Radio Repeater Site RCMP Tower | | | |
| | F LAND & IMPROVEMENTS | T 1 | FARMLAND | 22,650 | |
| | NR | T 105 | NON-RESEIDENTIAL LAND & IMPROVEMENTS | 97,430 | |
| | | 100% Alberta School Foundation Fund | Taxable Total: | 120,080 | |
| 2702000 | NW-22-22-21-4 160.00 Acres | | | | |
| | F LAND | T 1 | FARMLAND | 22,750 | |



2020 Assessment Roll (Valuation Date 1-July, 2020) 2021 Taxation Year, Wheatland County

Assessment Year: 2020
Tax Year: 2021

| Roll | Legal Address | | | | | | Total |
|---------|--------------------------------------|---------------------|------------------|-----|---------------------------------|----------------|---------------|
| | 100% Alberta School Foundation Fund | | | | | | |
| 2704000 | SE-22-22-21-4 | 160.00 Acres | | | | | |
| | F | LAND | T | 1 | FARMLAND | Taxable Total: | 25,860 |
| | 100% Alberta School Foundation Fund | | | | | | |
| 2705000 | SW-22-22-21-4 | 160.00 Acres | | | | | |
| | F | LAND | T | 1 | FARMLAND | Taxable Total: | 30,830 |
| | 100% Alberta School Foundation Fund | | | | | | |
| 2706000 | NE-23-22-21-4 | 157.00 Acres | | | | | |
| | F | LAND | T | 1 | FARMLAND | Taxable Total: | 29,810 |
| | 100% Alberta School Foundation Fund | | | | | | |
| 2706010 | 0512423 1 1 NE-23-22-21-4 3.00 Acres | | SE CORNER LSD 16 | | | | |
| | 223064 RGE RD 211 | | | | | | |
| | R | LAND & IMPROVEMENTS | T | 103 | RESIDENTIAL LAND & IMPROVEMENTS | | 214,060 |
| | R | | E | 901 | RURAL RESIDENCE EXEMPTION (RAP) | | 61,540 |
| | R | | E | 903 | FARM BUILDING EXEMPT | | 20,130 |
| | 100% Alberta School Foundation Fund | | | | | | Exempt Total: |
| | | | | | | | Totals: |
| 2707000 | NW-23-22-21-4 | 160.00 Acres | | | | | |
| | F | LAND | T | 1 | FARMLAND | Taxable Total: | 28,540 |
| | 100% Alberta School Foundation Fund | | | | | | |
| 2708000 | SE-23-22-21-4 | 160.00 Acres | | | | | |
| | F | LAND | T | 1 | FARMLAND | Taxable Total: | 31,960 |
| | 100% Alberta School Foundation Fund | | | | | | |
| 2709000 | SW-23-22-21-4 | 160.00 Acres | | | | | |
| | F | LAND | T | 1 | FARMLAND | Taxable Total: | 29,760 |
| | 100% Alberta School Foundation Fund | | | | | | |
| 2710000 | NE-24-22-21-4 | 160.00 Acres | | | | | |
| | F | LAND | T | 1 | FARMLAND | Taxable Total: | 10,300 |



2020 Assessment Roll (Valuation Date 1-July, 2020) 2021 Taxation Year, Wheatland County

Assessment Year: 2020
Tax Year: 2021

| Roll | Legal Address | | | | | Total |
|---------|---|-------------------------------------|---------------------------------|----------------|--|---------|
| | | 100% Alberta School Foundation Fund | | | | |
| 2711000 | NW-24-22-21-4 80.00 Acres 223067 RGE RD 211 | LSD 13 & 14 | | | | |
| | F LAND & IMPROVEMENTS | T 1 | FARMLAND | | | 11,460 |
| | R | T 103 | RESIDENTIAL LAND & IMPROVEMENTS | | | 97,000 |
| | | Taxable Total: | | | | 108,460 |
| | R | E 901 | RURAL RESIDENCE EXEMPTION (RAP) | | | 13,900 |
| | | 100% Alberta School Foundation Fund | | | | |
| | | Totals: | | | | 122,360 |
| 2712000 | 0113125 1 2 W -24-22-21-4 197.02 Acres | LSD 5,6,7,11,12 | | | | |
| | F LAND | T 1 | FARMLAND | Taxable Total: | | 36,450 |
| | | 100% Alberta School Foundation Fund | | | | |
| 2713000 | SE-24-22-21-4 120.00 Acres | LSD 1,2 & 8 | | | | |
| | F LAND | T 1 | FARMLAND | Taxable Total: | | 18,950 |
| | | 100% Alberta School Foundation Fund | | | | |
| 2714000 | 0113125 1 1 NW-24-22-21-4 2.99 Acres 223061 RGE RD 211 | NW CORNER OF LSD 12 | | | | |
| | R LAND & IMPROVEMENTS | T 103 | RESIDENTIAL LAND & IMPROVEMENTS | Taxable Total: | | 284,000 |
| | | 100% Alberta School Foundation Fund | | | | |
| 2716000 | SW-24-22-21-4 80.00 Acres 223005 RGE RD 211 | LSD 3 & 4 SOUTH HALF | | | | |
| | F LAND & IMPROVEMENTS | T 1 | FARMLAND | | | 6,020 |
| | R | T 103 | RESIDENTIAL LAND & IMPROVEMENTS | | | 101,160 |
| | | Taxable Total: | | | | 107,180 |
| | R | E 901 | RURAL RESIDENCE EXEMPTION (RAP) | | | 61,540 |
| | | 100% Alberta School Foundation Fund | | | | |
| | | Totals: | | | | 168,720 |
| 2717000 | NE-25-22-21-4 160.00 Acres | | | | | |
| | F LAND | T 1 | FARMLAND | Taxable Total: | | 33,280 |
| | | 100% Alberta School Foundation Fund | | | | |
| 2718000 | NW-25-22-21-4 160.00 Acres | | | | | |
| | F LAND | T 1 | FARMLAND | Taxable Total: | | 26,040 |
| | | 100% Alberta School Foundation Fund | | | | |



2020 Assessment Roll (Valuation Date 1-July, 2020) 2021 Taxation Year, Wheatland County

Assessment Year: 2020
Tax Year: 2021

| Roll | Legal Address | | | | Total |
|---------|---------------|--------------|-------------------------------------|----------------|--------|
| 2719000 | SE-25-22-21-4 | 160.00 Acres | | | |
| | F LAND | | T 1 FARMLAND | Taxable Total: | 20,250 |
| | | | 100% Alberta School Foundation Fund | | |
| 2720000 | SW-25-22-21-4 | 160.00 Acres | | | |
| | F LAND | | T 1 FARMLAND | Taxable Total: | 10,880 |
| | | | 100% Alberta School Foundation Fund | | |
| 2721000 | NE-26-22-21-4 | 160.00 Acres | | | |
| | F LAND | | T 1 FARMLAND | Taxable Total: | 25,890 |
| | | | 100% Alberta School Foundation Fund | | |
| 2722000 | NW-26-22-21-4 | 160.00 Acres | | | |
| | F LAND | | T 1 FARMLAND | Taxable Total: | 29,950 |
| | | | 100% Alberta School Foundation Fund | | |
| 2723000 | SE-26-22-21-4 | 160.00 Acres | | | |
| | F LAND | | T 1 FARMLAND | Taxable Total: | 30,230 |
| | | | 100% Alberta School Foundation Fund | | |
| 2724000 | SW-26-22-21-4 | 160.00 Acres | | | |
| | F LAND | | T 1 FARMLAND | Taxable Total: | 32,470 |
| | | | 100% Alberta School Foundation Fund | | |
| 2725000 | NE-27-22-21-4 | 160.00 Acres | | | |
| | F LAND | | T 1 FARMLAND | Taxable Total: | 32,570 |
| | | | 100% Alberta School Foundation Fund | | |
| 2726000 | NW-27-22-21-4 | 160.00 Acres | | | |
| | F LAND | | T 1 FARMLAND | Taxable Total: | 40,210 |
| | | | 100% Alberta School Foundation Fund | | |
| 2727000 | SE-27-22-21-4 | 158.87 Acres | | | |
| | F LAND | | T 1 FARMLAND | Taxable Total: | 31,640 |



2020 Assessment Roll (Valuation Date 1-July, 2020) 2021 Taxation Year, Wheatland County

Assessment Year: 2020
Tax Year: 2021

| Roll | Legal Address | Total |
|---------|--|-------|
| | 100% Alberta School Foundation Fund | |
| 2728000 | SW-27-22-21-4 150.95 Acres | |
| | F LAND T 1 FARMLAND Taxable Total: 32,800 | |
| | 100% Alberta School Foundation Fund | |
| 2728010 | 1014049 1 1 SW-27-22-21-4 9.05 Acres SW CORNER Brassard's Greenhouse | |
| | 224005 RGE RD 213 | |
| | F LAND & IMPROVEMENTS T 1 FARMLAND 640 | |
| | R T 103 RESIDENTIAL LAND & IMPROVEMENTS 187,260 | |
| | NR T 105 NON-RESEIDENTIAL LAND & IMPROVEMENTS 12,050 | |
| | Taxable Total: 199,950 | |
| | R E 901 RURAL RESIDENCE EXEMPTION (RAP) 640 | |
| | 100% Alberta School Foundation Fund Totals: 200,590 | |
| 2729000 | NE-28-22-21-4 155.00 Acres | |
| | F LAND T 1 FARMLAND Taxable Total: 36,840 | |
| | 100% Alberta School Foundation Fund | |
| 2729010 | 9812088 1 NE-28-22-21-4 5.00 Acres NORTHEAST CORNER OF LSD 1 | |
| | 224054 RGE RD 213 | |
| | R LAND & IMPROVEMENTS T 103 RESIDENTIAL LAND & IMPROVEMENTS Taxable Total: 227,200 | |
| | 100% Alberta School Foundation Fund | |
| 2730000 | NW-28-22-21-4 159.00 Acres | |
| | 224053A HWY 842 | |
| | F LAND & IMPROVEMENTS T 1 FARMLAND 28,490 | |
| | R T 103 RESIDENTIAL LAND & IMPROVEMENTS 672,690 | |
| | Taxable Total: 701,180 | |
| | R E 901 RURAL RESIDENCE EXEMPTION (RAP) 92,310 | |
| | 100% Alberta School Foundation Fund Totals: 793,490 | |
| 2731000 | SE-28-22-21-4 160.00 Acres | |
| | F LAND T 1 FARMLAND Taxable Total: 32,170 | |
| | 100% Alberta School Foundation Fund | |
| 2732000 | SW-28-22-21-4 159.00 Acres | |
| | F LAND T 1 FARMLAND Taxable Total: 29,480 | |
| | 100% Alberta School Foundation Fund | |



2020 Assessment Roll (Valuation Date 1-July, 2020)
2021 Taxation Year, Wheatland County

Assessment Year: 2020
Tax Year: 2021

| Roll | Legal Address | Total |
|---------|--|--------|
| 2733000 | NE-29-22-21-4 159.00 Acres | |
| | F LAND T 1 FARMLAND 100% Alberta School Foundation Fund Taxable Total: | 35,410 |
| 2734000 | NW-29-22-21-4 160.00 Acres | |
| | F LAND T 1 FARMLAND 100% Alberta School Foundation Fund Taxable Total: | 39,240 |
| 2735000 | SE-29-22-21-4 159.00 Acres | |
| | F LAND T 1 FARMLAND 100% Alberta School Foundation Fund Taxable Total: | 38,810 |
| 2736000 | SW-29-22-21-4 160.00 Acres | |
| | F LAND T 1 FARMLAND 100% Alberta School Foundation Fund Taxable Total: | 39,240 |
| 2737000 | NE-30-22-21-4 160.00 Acres | |
| | F LAND T 1 FARMLAND 100% Alberta School Foundation Fund Taxable Total: | 39,750 |
| 2738000 | NW-30-22-21-4 160.00 Acres | |
| | F LAND T 1 FARMLAND 100% Alberta School Foundation Fund Taxable Total: | 38,730 |
| 2739000 | SE-30-22-21-4 160.00 Acres | |
| | F LAND T 1 FARMLAND 100% Alberta School Foundation Fund Taxable Total: | 38,870 |
| 2740000 | SW-30-22-21-4 160.00 Acres | |
| | F LAND T 1 FARMLAND 100% Alberta School Foundation Fund Taxable Total: | 39,750 |
| 2741000 | NE-31-22-21-4 159.00 Acres | |
| | F LAND T 1 FARMLAND Taxable Total: | 39,280 |



2020 Assessment Roll (Valuation Date 1-July, 2020) 2021 Taxation Year, Wheatland County

Assessment Year: 2020
Tax Year: 2021

| Roll | Legal Address | | | | | | Total |
|---------|---------------|--------------------------|-------------------------------------|-----|---------------------------------|----------------|---------|
| | | | 100% Alberta School Foundation Fund | | | | |
| 2742000 | NW-31-22-21-4 | 155.91 Acres | | | | | |
| | F | LAND | T | 1 | FARMLAND | Taxable Total: | 33,740 |
| | | | 100% Alberta School Foundation Fund | | | | |
| 2742010 | 9411663 RW 22 | NW-31-22-21-4 3.09 Acres | | | | | |
| | NR | LAND | E | 167 | WESTERN IRRIGATION DIST EXEMPT | Exempt Total: | 3,300 |
| | | | 100% Alberta School Foundation Fund | | | | |
| 2743000 | SE-31-22-21-4 | 160.00 Acres | | | | | |
| | F | LAND | T | 1 | FARMLAND | Taxable Total: | 37,690 |
| | | | 100% Alberta School Foundation Fund | | | | |
| 2744000 | SW-31-22-21-4 | 160.00 Acres | | | | | |
| | F | LAND | T | 1 | FARMLAND | Taxable Total: | 36,230 |
| | | | 100% Alberta School Foundation Fund | | | | |
| 2745000 | NE-32-22-21-4 | 154.38 Acres | | | | | |
| | F | LAND | T | 1 | FARMLAND | Taxable Total: | 22,650 |
| | | | 100% Alberta School Foundation Fund | | | | |
| 2745010 | N -32-22-21-4 | 9.05 Acres | | | | | |
| | NR | LAND | E | 167 | WESTERN IRRIGATION DIST EXEMPT | Exempt Total: | 85,930 |
| | | | 100% Alberta School Foundation Fund | | | | |
| 2746000 | NW-32-22-21-4 | 155.57 Acres | | | | | |
| | | 214051A TWP RD 230 | | | | | |
| | F | LAND & IMPROVEMENTS | T | 1 | FARMLAND | | 32,350 |
| | R | | T | 103 | RESIDENTIAL LAND & IMPROVEMENTS | | 391,170 |
| | | | Taxable Total: | | | | 423,520 |
| | R | | E | 901 | RURAL RESIDENCE EXEMPTION (RAP) | | 92,310 |
| | R | | E | 903 | FARM BUILDING EXEMPT | | 22,320 |
| | | | 100% Alberta School Foundation Fund | | | | |
| | | | Exempt Total: | | | | 114,630 |
| | | | Totals: | | | | 538,150 |
| 2747000 | SE-32-22-21-4 | 159.00 Acres | | | | | |



2020 Assessment Roll (Valuation Date 1-July, 2020) 2021 Taxation Year, Wheatland County

Assessment Year: 2020
Tax Year: 2021

| Roll | Legal Address | | | | | Total |
|---------|---------------|--------------------------|---|-----|-------------------------------------|--------------------------|
| | F | LAND | T | 1 | FARMLAND | Taxable Total: 32,350 |
| | | | | | 100% Alberta School Foundation Fund | |
| 2748000 | SW-32-22-21-4 | 160.00 Acres | | | | |
| | F | LAND | T | 1 | FARMLAND | Taxable Total: 33,270 |
| | | | | | 100% Alberta School Foundation Fund | |
| 2749000 | NE-33-22-21-4 | 76.53 Acres | | | | EAST HALF |
| | | 213011 TWP RD 230 | | | | |
| | F | LAND & IMPROVEMENTS | T | 1 | FARMLAND | 14,550 |
| | R | | T | 103 | RESIDENTIAL LAND & IMPROVEMENTS | 227,800 |
| | | | | | Taxable Total: | 242,350 |
| | R | | E | 901 | RURAL RESIDENCE EXEMPTION (RAP) | 29,300 |
| | | | | | 100% Alberta School Foundation Fund | |
| | | | | | Totals: | 271,650 |
| 2749500 | IRR1142 RW 22 | NE-33-22-21-4 2.59 Acres | | | | CANAL CENTRE OF LSD 16 |
| | NR | LAND | E | 167 | WESTERN IRRIGATION DIST EXEMPT | Exempt Total: 2,760 |
| | | | | | 100% Alberta School Foundation Fund | |
| 2750000 | NE-33-22-21-4 | 76.03 Acres | | | | WEST HALF-LSD 10 & 15 |
| | F | LAND | T | 1 | FARMLAND | Taxable Total: 14,750 |
| | | | | | 100% Alberta School Foundation Fund | |
| 2751000 | NW-33-22-21-4 | 148.62 Acres | | | | |
| | F | LAND | T | 1 | FARMLAND | Taxable Total: 26,550 |
| | | | | | 100% Alberta School Foundation Fund | |
| 2752000 | SE-33-22-21-4 | 160.00 Acres | | | | |
| | F | LAND | T | 1 | FARMLAND | Taxable Total: 37,140 |
| | | | | | 100% Alberta School Foundation Fund | |
| 2753000 | SW-33-22-21-4 | 159.00 Acres | | | | |
| | F | LAND | T | 1 | FARMLAND | Taxable Total: 37,130 |
| | | | | | 100% Alberta School Foundation Fund | |
| 2754000 | NE-34-22-21-4 | 160.00 Acres | | | | Core Vet Mobile Services |
| | | 212001 TWP RD 230 | | | | |
| | F | LAND & IMPROVEMENTS | T | 1 | FARMLAND | 21,240 |



2020 Assessment Roll (Valuation Date 1-July, 2020) 2021 Taxation Year, Wheatland County

Assessment Year: 2020
Tax Year: 2021

| Roll | Legal Address | | | | Total |
|---------|---------------------------------------|--------------|-------------------------------------|--------------------------------------|---------|
| | R | | T 103 | RESIDENTIAL LAND & IMPROVEMENTS | 332,960 |
| | NR | | T 105 | NON-RESEIDENTIAL LAND & IMPROVEMENTS | 54,240 |
| | | | | Taxable Total: | 408,440 |
| | R | | E 901 | RURAL RESIDENCE EXEMPTION (RAP) | 45,240 |
| | R | | E 903 | FARM BUILDING EXEMPT | 156,610 |
| | | | 100% Alberta School Foundation Fund | Exempt Total: | 201,850 |
| | | | | Totals: | 610,290 |
| 2755000 | NW-34-22-21-4 | 133.40 Acres | | | |
| | F LAND | | T 1 | FARMLAND | 24,000 |
| | | | | 100% Alberta School Foundation Fund | |
| 2755010 | 2110655 1 2 NW-34-22-21-4 22.00 Acres | | | NORTHWEST CORNER, N OF CANAL | |
| | 225077 RGE RD 213 | | | | |
| | F LAND & IMPROVEMENTS | | T 1 | FARMLAND | 1,560 |
| | R | | T 103 | RESIDENTIAL LAND & IMPROVEMENTS | 231,940 |
| | | | | Taxable Total: | 233,500 |
| | R | | E 901 | RURAL RESIDENCE EXEMPTION (RAP) | 1,560 |
| | | | 100% Alberta School Foundation Fund | Totals: | 235,060 |
| 2756000 | SE-34-22-21-4 | 160.00 Acres | | | |
| | F LAND | | T 1 | FARMLAND | 33,020 |
| | | | | 100% Alberta School Foundation Fund | |
| 2757000 | SW-34-22-21-4 | 155.01 Acres | | | |
| | F LAND | | T 1 | FARMLAND | 32,540 |
| | | | | 100% Alberta School Foundation Fund | |
| 2757010 | 0912845 1 1 SW-34-22-21-4 4.99 Acres | | | LSD 4 SW PART | |
| | F LAND | | T 1 | FARMLAND | 830 |
| | | | | 100% Alberta School Foundation Fund | |
| 2758000 | NE-35-22-21-4 | 160.00 Acres | | | |
| | F LAND | | T 1 | FARMLAND | 9,900 |
| | | | | 100% Alberta School Foundation Fund | |
| 2759000 | NW-35-22-21-4 | 160.00 Acres | | | |



2020 Assessment Roll (Valuation Date 1-July, 2020) 2021 Taxation Year, Wheatland County

Assessment Year: 2020
Tax Year: 2021

| Roll | Legal Address | | | | | | Total |
|---------|---------------|------------------------------|--|---|-----|-------------------------------------|--------|
| | F | LAND | | T | 1 | FARMLAND | |
| | | | | | | 100% Alberta School Foundation Fund | |
| 2760000 | SE-35-22-21-4 | 160.00 Acres | | | | Taxable Total: | 9,900 |
| | F | LAND | | T | 1 | FARMLAND | |
| | | | | | | 100% Alberta School Foundation Fund | |
| 2761000 | SW-35-22-21-4 | 160.00 Acres | | | | Taxable Total: | 9,900 |
| | F | LAND | | T | 1 | FARMLAND | |
| | | | | | | 100% Alberta School Foundation Fund | |
| 2762000 | NE-36-22-21-4 | 159.00 Acres | | | | Taxable Total: | 10,420 |
| | F | LAND | | T | 1 | FARMLAND | |
| | | | | | | 100% Alberta School Foundation Fund | |
| 2763000 | NW-36-22-21-4 | 159.00 Acres | | | | Taxable Total: | 30,930 |
| | F | LAND | | T | 1 | FARMLAND | |
| | | | | | | 100% Alberta School Foundation Fund | |
| 2764000 | SE-36-22-21-4 | 160.00 Acres | | | | Taxable Total: | 29,370 |
| | F | LAND | | T | 1 | FARMLAND | |
| | | | | | | 100% Alberta School Foundation Fund | |
| 2765000 | SW-36-22-21-4 | 160.00 Acres | | | | Taxable Total: | 31,140 |
| | F | LAND | | T | 1 | FARMLAND | |
| | | | | | | 100% Alberta School Foundation Fund | |
| 2770100 | 2124U 2 1,2 | SE-5-22-21-4 13,000 Sq. Feet | | | | Taxable Total: | 27,760 |
| | NR | LAND | | E | 155 | WHEATLAND COUNTY EXEMPT | |
| | | | | | | 100% Alberta School Foundation Fund | |
| 2770102 | 2124U 2 3-5 | SE-5-22-21-4 19,500 Sq. Feet | | | | Exempt Total: | 3,940 |
| | NR | LAND | | E | 155 | WHEATLAND COUNTY EXEMPT | |
| | | | | | | 100% Alberta School Foundation Fund | |
| | | | | | | Exempt Total: | 5,940 |



2020 Assessment Roll (Valuation Date 1-July, 2020) 2021 Taxation Year, Wheatland County

Assessment Year: 2020
Tax Year: 2021

| Roll | Legal Address | Total |
|---------|--|-------|
| 2770105 | 2124U 2 6 SE-5-22-21-4 6,500 Sq. Feet | |
| | NR LAND E 155 WHEATLAND COUNTY EXEMPT 100% Alberta School Foundation Fund Exempt Total: | 3,300 |
| 2770106 | 2124U 2 7,8 SE-5-22-21-4 13,000 Sq. Feet | |
| | NR LAND E 155 WHEATLAND COUNTY EXEMPT 100% Alberta School Foundation Fund Exempt Total: | 4,930 |
| 2770108 | 2124U 2 9,10 SE-5-22-21-4 13,000 Sq. Feet | |
| | NR LAND E 155 WHEATLAND COUNTY EXEMPT 100% Alberta School Foundation Fund Exempt Total: | 4,930 |
| 2770110 | 2124U 2 11,12 SE-5-22-21-4 13,000 Sq. Feet | |
| | NR LAND E 155 WHEATLAND COUNTY EXEMPT 100% Alberta School Foundation Fund Exempt Total: | 2,470 |
| 2770112 | 2124U 2 13,14 SE-5-22-21-4 13,000 Sq. Feet | |
| | NR LAND E 155 WHEATLAND COUNTY EXEMPT 100% Alberta School Foundation Fund Exempt Total: | 2,470 |
| 2770114 | 2124U 2 15,16 SE-5-22-21-4 13,000 Sq. Feet | |
| | NR LAND E 155 WHEATLAND COUNTY EXEMPT 100% Alberta School Foundation Fund Exempt Total: | 2,470 |
| 2770116 | 2124U 2 17,18 SE-5-22-21-4 13,000 Sq. Feet | |
| | NR LAND E 155 WHEATLAND COUNTY EXEMPT 100% Alberta School Foundation Fund Exempt Total: | 2,470 |
| 2770118 | 2124U 2 19,20 SE-5-22-21-4 13,000 Sq. Feet | |
| | NR LAND E 155 WHEATLAND COUNTY EXEMPT 100% Alberta School Foundation Fund Exempt Total: | 990 |
| 2770120 | 2124U 3 1-3 SE-5-22-21-4 19,500 Sq. Feet | |
| | NR LAND E 155 WHEATLAND COUNTY EXEMPT 100% Alberta School Foundation Fund Exempt Total: | 2,970 |



2020 Assessment Roll (Valuation Date 1-July, 2020) 2021 Taxation Year, Wheatland County

Assessment Year: 2020
Tax Year: 2021

| Roll | Legal Address | | | | | Total |
|---------|--|-------------------------------------|---------------------------------|----------------|--|---------|
| | | 100% Alberta School Foundation Fund | | | | |
| 2770123 | 2124U 3 4 SE-5-22-21-4 6,500 Sq. Feet | | | | | |
| | NR LAND | E 155 | WHEATLAND COUNTY EXEMPT | Exempt Total: | | 1,650 |
| | | 100% Alberta School Foundation Fund | | | | |
| 2770124 | 2124U 3 5,6 SE-5-22-21-4 13,000 Sq. Feet | | | | | |
| | NR LAND | E 155 | WHEATLAND COUNTY EXEMPT | Exempt Total: | | 4,930 |
| | | 100% Alberta School Foundation Fund | | | | |
| 2770126 | 2124U 3 7,8 SE-5-22-21-4 13,000 Sq. Feet | | | | | |
| | NR LAND | E 155 | WHEATLAND COUNTY EXEMPT | Exempt Total: | | 9,860 |
| | | 100% Alberta School Foundation Fund | | | | |
| 2770128 | 2124U 3 9,10 SE-5-22-21-4 13,000 Sq. Feet | | | | | |
| | NR LAND | E 155 | WHEATLAND COUNTY EXEMPT | Exempt Total: | | 9,860 |
| | | 100% Alberta School Foundation Fund | | | | |
| 2770130 | 2124U 3 11 SE-5-22-21-4 6,500 Sq. Feet 104 3 ST | | | | | |
| | R LAND & IMPROVEMENTS | T 103 | RESIDENTIAL LAND & IMPROVEMENTS | Taxable Total: | | 110,900 |
| | | 100% Alberta School Foundation Fund | | | | |
| 2770131 | 2124U 3 12 SE-5-22-21-4 6,500 Sq. Feet | | | | | |
| | R LAND | T 104 | RESIDENTIAL VACANT LAND | Taxable Total: | | 1,600 |
| | | 100% Alberta School Foundation Fund | | | | |
| 2770132 | 2124U 3 13,14 SE-5-22-21-4 13,000 Sq. Feet | | | | | |
| | NR LAND | E 155 | WHEATLAND COUNTY EXEMPT | Exempt Total: | | 2,470 |
| | | 100% Alberta School Foundation Fund | | | | |
| 2770134 | 2124U 3 15,16 SE-5-22-21-4 13,000 Sq. Feet | | | | | |
| | NR LAND | E 155 | WHEATLAND COUNTY EXEMPT | Exempt Total: | | 2,470 |
| | | 100% Alberta School Foundation Fund | | | | |
| 2770136 | 2124U 3 17,18 SE-5-22-21-4 13,000 Sq. Feet | | | | | |



2020 Assessment Roll (Valuation Date 1-July, 2020) 2021 Taxation Year, Wheatland County

Assessment Year: 2020
Tax Year: 2021

| Roll | Legal Address | | | | | Total |
|---------|---------------------------|---------------------|-----------------|-----|--|--------------------------------|
| | NR | LAND | E | 155 | WHEATLAND COUNTY EXEMPT 100% Alberta School Foundation Fund | Exempt Total: 2,470 |
| 2770138 | 2124U 3 19,20 | SE-5-22-21-4 | 13,000 Sq. Feet | | | |
| | NR | LAND | E | 155 | WHEATLAND COUNTY EXEMPT 100% Alberta School Foundation Fund | Exempt Total: 2,470 |
| 2770141 | 2124U 4 1-3 212 1 AVE | SE-5-22-21-4 | 19,500 Sq. Feet | | | CLUNY FIRE HALL Cluny Firehall |
| | NR | LAND & IMPROVEMENTS | E | 155 | WHEATLAND COUNTY EXEMPT 100% Alberta School Foundation Fund | Exempt Total: 112,370 |
| 2770142 | 2124U 4 4-6 208 1 AVE | SE-5-22-21-4 | 19,500 Sq. Feet | | | |
| | NR | LAND | E | 155 | WHEATLAND COUNTY EXEMPT 100% Alberta School Foundation Fund | Exempt Total: 11,880 |
| 2770145 | 2124U 4 7,8 204 1 AVE | SE-5-22-21-4 | 13,000 Sq. Feet | | | |
| | NR | LAND | E | 155 | WHEATLAND COUNTY EXEMPT 100% Alberta School Foundation Fund | Exempt Total: 9,860 |
| 2770147 | 2124U 4 9,10 200 1 AVE | SE-5-22-21-4 | 13,000 Sq. Feet | | | |
| | R | LAND & IMPROVEMENTS | T | 103 | RESIDENTIAL LAND & IMPROVEMENTS 100% Alberta School Foundation Fund | Taxable Total: 13,300 |
| 2770149 | 2124U 4 11 201 2 AVE | SE-5-22-21-4 | 6,500 Sq. Feet | | | |
| | R | LAND & IMPROVEMENTS | T | 103 | RESIDENTIAL LAND & IMPROVEMENTS 100% Alberta School Foundation Fund | Taxable Total: 78,600 |
| 2770150 | 2124U 4 12 205 2 AVE | SE-5-22-21-4 | 6,500 Sq. Feet | | | |
| | R | LAND | T | 104 | RESIDENTIAL VACANT LAND 100% Alberta School Foundation Fund | Taxable Total: 6,600 |
| 2770151 | 2124U 4 13 209 2 AVE | SE-5-22-21-4 | 6,500 Sq. Feet | | | |
| | R | LAND & IMPROVEMENTS | T | 103 | RESIDENTIAL LAND & IMPROVEMENTS 100% Alberta School Foundation Fund | Taxable Total: 197,900 |



2020 Assessment Roll (Valuation Date 1-July, 2020) 2021 Taxation Year, Wheatland County

Assessment Year: 2020
Tax Year: 2021

| Roll | Legal Address | | | | Total |
|---------|---------------|---------------------|-----------------|--|---------|
| 2770152 | 2124U 4 14 | SE-5-22-21-4 | 6,500 Sq. Feet | | |
| | 213 2 AVE | | | | |
| | R | LAND & IMPROVEMENTS | T 103 | RESIDENTIAL LAND & IMPROVEMENTS Taxable Total: 100% Alberta School Foundation Fund | 162,500 |
| 2770153 | 2124U 4 15 | SE-5-22-21-4 | 6,500 Sq. Feet | | |
| | 217 2 AVE | | | | |
| | R | LAND & IMPROVEMENTS | T 103 | RESIDENTIAL LAND & IMPROVEMENTS Taxable Total: 100% Alberta School Foundation Fund | 11,000 |
| 2770154 | 2124U 4 16 | SE-5-22-21-4 | 6,500 Sq. Feet | | |
| | 221 2 AVE | | | | |
| | R | LAND | T 104 | RESIDENTIAL VACANT LAND Taxable Total: 100% Alberta School Foundation Fund | 6,600 |
| 2770155 | 2124U 4 17 | SE-5-22-21-4 | 6,500 Sq. Feet | | |
| | 225 2 AVE | | | | |
| | R | LAND & IMPROVEMENTS | T 103 | RESIDENTIAL LAND & IMPROVEMENTS Taxable Total: 100% Alberta School Foundation Fund | 16,300 |
| 2770156 | 2124U 4 18-20 | SE-5-22-21-4 | 19,500 Sq. Feet | | |
| | 229 2 AVE | | | | |
| | R | LAND & IMPROVEMENTS | T 103 | RESIDENTIAL LAND & IMPROVEMENTS Taxable Total: 100% Alberta School Foundation Fund | 89,700 |
| 2770159 | 632AF 5 1-3 | SE-5-22-21-4 | 22,350 Sq. Feet | | |
| | 105 2 ST | | | Pete's Bakery & Confectionary Store | |
| | NR | LAND & IMPROVEMENTS | T 105 | NON-RESEIDENTIAL LAND & IMPROVEMENTS Taxable Total: 100% Alberta School Foundation Fund | 135,020 |
| 2770161 | 632AF 5 4 | SE-5-22-21-4 | 8,725 Sq. Feet | | |
| | 116 1 AVE | | | | |
| | NR | LAND | E 155 | WHEATLAND COUNTY EXEMPT Exempt Total: 100% Alberta School Foundation Fund | 5,540 |
| 2770162 | 632AF 5 5,6 | SE-5-22-21-4 | 19,400 Sq. Feet | | |
| | 112 1 AVE | | | | |
| | R | LAND & IMPROVEMENTS | T 103 | RESIDENTIAL LAND & IMPROVEMENTS Taxable Total: 100% Alberta School Foundation Fund | 62,200 |
| 2770164 | 632AF 5 7 | SE-5-22-21-4 | 10,675 Sq. Feet | | |
| | 104 1 AVE | | | | |
| | R | LAND & IMPROVEMENTS | T 103 | RESIDENTIAL LAND & IMPROVEMENTS Taxable Total: | 35,100 |



2020 Assessment Roll (Valuation Date 1-July, 2020) 2021 Taxation Year, Wheatland County

Assessment Year: 2020
Tax Year: 2021

| Roll | Legal Address | Total |
|---------|--|--------|
| | 100% Alberta School Foundation Fund | |
| 2770165 | 632AF 5 8 SE-5-22-21-4 11,895 Sq. Feet 100 1 ST | |
| | R LAND T 104 RESIDENTIAL VACANT LAND Taxable Total: 100% Alberta School Foundation Fund | 9,500 |
| 2770166 | 632AF 5 9 SE-5-22-21-4 6,500 Sq. Feet 104 1 ST | |
| | R LAND & IMPROVEMENTS T 103 RESIDENTIAL LAND & IMPROVEMENTS Taxable Total: 100% Alberta School Foundation Fund | 18,800 |
| 2770167 | 632AF 5 10,11 SE-5-22-21-4 13,000 Sq. Feet 108 1 ST | |
| | R LAND & IMPROVEMENTS T 103 RESIDENTIAL LAND & IMPROVEMENTS Taxable Total: 100% Alberta School Foundation Fund | 62,900 |
| 2770169 | 632AF 5 12 SE-5-22-21-4 6,500 Sq. Feet 101 2 AVE | |
| | R LAND & IMPROVEMENTS T 103 RESIDENTIAL LAND & IMPROVEMENTS Taxable Total: 100% Alberta School Foundation Fund | 49,700 |
| 2770170 | 632AF 5 13 SE-5-22-21-4 6,500 Sq. Feet 105 2 AVE | |
| | R LAND & IMPROVEMENTS T 103 RESIDENTIAL LAND & IMPROVEMENTS Taxable Total: 100% Alberta School Foundation Fund | 11,200 |
| 2770171 | 632AF 5 14 SE-5-22-21-4 6,500 Sq. Feet 109 2 AVE | |
| | R LAND & IMPROVEMENTS T 103 RESIDENTIAL LAND & IMPROVEMENTS Taxable Total: 100% Alberta School Foundation Fund | 71,500 |
| 2770172 | 632AF 5 15 SE-5-22-21-4 6,500 Sq. Feet 113 2 AVE | |
| | R LAND & IMPROVEMENTS T 103 RESIDENTIAL LAND & IMPROVEMENTS Taxable Total: 100% Alberta School Foundation Fund | 75,800 |
| 2770173 | 632AF 5 16 SE-5-22-21-4 6,500 Sq. Feet 117 2 AVE | |
| | NR LAND E 160 TAX RECOVERY EXEMPT Exempt Total: 100% Alberta School Foundation Fund | 6,600 |
| 2770174 | 632AF 5 17 SE-5-22-21-4 6,500 Sq. Feet 121 2 AVE | |



2020 Assessment Roll (Valuation Date 1-July, 2020) 2021 Taxation Year, Wheatland County

Assessment Year: 2020
Tax Year: 2021

| Roll | Legal Address | | | | | Total |
|---------|----------------------------|--------------|-----------------|-----|---|--------|
| | NR | LAND | E | 155 | WHEATLAND COUNTY EXEMPT 100% Alberta School Foundation Fund | 6,600 |
| 2770175 | 632AF 5 18,19 125 2 AVE | SE-5-22-21-4 | 13,000 Sq. Feet | | | |
| | NR | LAND | T | 105 | NON-RESEIDENTIAL LAND & IMPROVEMENTS 100% Alberta School Foundation Fund | 17,060 |
| 2770176 | 632AF 5 20,21 129 2 AVE | SE-5-22-21-4 | 13,000 Sq. Feet | | | |
| | NR | LAND | T | 105 | NON-RESEIDENTIAL LAND & IMPROVEMENTS 100% Alberta School Foundation Fund | 20,060 |
| 2770177 | 6658HV 6A 1 30 1 AVE | SE-5-22-21-4 | 6,635 Sq. Feet | | | |
| | NR | LAND | T | 105 | NON-RESEIDENTIAL LAND & IMPROVEMENTS 100% Alberta School Foundation Fund | 4,010 |
| 2770178 | 6658HV 6A 2 26 1 AVE | SE-5-22-21-4 | 7,236 Sq. Feet | | | |
| | NR | LAND | T | 105 | NON-RESEIDENTIAL LAND & IMPROVEMENTS 100% Alberta School Foundation Fund | 4,220 |
| 2770179 | 6658HV 6A 3 22 1 AVE | SE-5-22-21-4 | 7,835 Sq. Feet | | | |
| | NR | LAND | T | 105 | NON-RESEIDENTIAL LAND & IMPROVEMENTS 100% Alberta School Foundation Fund | 4,430 |
| 2770180 | 6658HV 6A 4 18 1 AVE | SE-5-22-21-4 | 8,435 Sq. Feet | | | |
| | NR | LAND | T | 105 | NON-RESEIDENTIAL LAND & IMPROVEMENTS 100% Alberta School Foundation Fund | 4,640 |
| 2770181 | 6658HV 6A 5 14 1 AVE | SE-5-22-21-4 | 9,036 Sq. Feet | | | |
| | NR | LAND | T | 105 | NON-RESEIDENTIAL LAND & IMPROVEMENTS 100% Alberta School Foundation Fund | 4,860 |
| 2770182 | 6658HV 6A 6 10 1 AVE | SE-5-22-21-4 | 9,636 Sq. Feet | | | |
| | NR | LAND | T | 105 | NON-RESEIDENTIAL LAND & IMPROVEMENTS 100% Alberta School Foundation Fund | 5,070 |



2020 Assessment Roll (Valuation Date 1-July, 2020) 2021 Taxation Year, Wheatland County

Assessment Year: 2020
Tax Year: 2021

| Roll | Legal Address | | | | | Total |
|---------|-----------------|---------------------|-----------------|-----------|---|--------|
| 2770183 | 6658HV 6A 7 | SE-5-22-21-4 | 9,819 Sq. Feet | 6 1 AVE | | |
| | NR | LAND | T | 105 | NON-RESEIDENTIAL LAND & IMPROVEMENTS 100% Alberta School Foundation Fund | 5,130 |
| 2770184 | 6658HV 6A 8 | SE-5-22-21-4 | 12,312 Sq. Feet | 2 1 AVE | | |
| | NR | LAND | T | 105 | NON-RESEIDENTIAL LAND & IMPROVEMENTS 100% Alberta School Foundation Fund | 4,820 |
| 2770185 | 6658HV 6A 9 | SE-5-22-21-4 | 14,364 Sq. Feet | 105 1 ST | | |
| | NR | LAND | T | 105 | NON-RESEIDENTIAL LAND & IMPROVEMENTS 100% Alberta School Foundation Fund | 6,170 |
| 2770186 | 8792CH 6A 10 | SE-5-22-21-4 | 12,734 Sq. Feet | 109 1 ST | | |
| | NR | LAND | T | 105 | NON-RESEIDENTIAL LAND & IMPROVEMENTS 100% Alberta School Foundation Fund | 9,780 |
| 2770187 | 8792CH 6A 11 | SE-5-22-21-4 | 11,204 Sq. Feet | 113 1 ST | | |
| | R | LAND & IMPROVEMENTS | T | 103 | RESIDENTIAL LAND & IMPROVEMENTS Taxable Total: 100% Alberta School Foundation Fund | 84,400 |
| 2770188 | 8792CH 6A 12,13 | SE-5-22-21-4 | 21,057 Sq. Feet | 117 1 ST | | |
| | R | LAND | T | 104 | RESIDENTIAL VACANT LAND 100% Alberta School Foundation Fund | 12,400 |
| 2770189 | 8792CH 6B | SE-5-22-21-4 | 6,116 Sq. Feet | 10 2 AVE | | |
| | R | LAND & IMPROVEMENTS | T | 103 | RESIDENTIAL LAND & IMPROVEMENTS Taxable Total: 100% Alberta School Foundation Fund | 61,600 |
| 2770190 | 632AF 7 1 | SE-5-22-21-4 | 6,500 Sq. Feet | 201 2 ST | CLUNY-POST OFFICE Cluny Post Office | |
| | NR | LAND & IMPROVEMENTS | G | 174 | FEDERAL GIL NON-RESIDENTIAL Grant-In-Lieu Total: 100% Alberta School Foundation Fund | 53,100 |
| 2770192 | 632AF 7 2,3 | SE-5-22-21-4 | 13,000 Sq. Feet | 126 2 AVE | Former Restaurant | |
| | NR | LAND & IMPROVEMENTS | T | 105 | NON-RESEIDENTIAL LAND & IMPROVEMENTS 100% Alberta School Foundation Fund | 35,700 |



2020 Assessment Roll (Valuation Date 1-July, 2020) 2021 Taxation Year, Wheatland County

Assessment Year: 2020
Tax Year: 2021

| Roll | Legal Address | Total |
|---------|--|--------------------------|
| | 100% Alberta School Foundation Fund | |
| 2770194 | 632AF 7 4,5 SE-5-22-21-4 13,000 Sq. Feet 122 2 AVE | |
| | NR LAND T 105 NON-RESEIDENTIAL LAND & IMPROVEMENTS Taxable Total: 100% Alberta School Foundation Fund | 17,060 |
| 2770195 | 632AF 7 6 SE-5-22-21-4 6,500 Sq. Feet 116 2 AVE | |
| | R LAND & IMPROVEMENTS T 103 RESIDENTIAL LAND & IMPROVEMENTS Taxable Total: 100% Alberta School Foundation Fund | 9,400 |
| 2770196 | 632AF 7 7 SE-5-22-21-4 6,500 Sq. Feet 112 2 AVE | |
| | R LAND & IMPROVEMENTS T 103 RESIDENTIAL LAND & IMPROVEMENTS Taxable Total: 100% Alberta School Foundation Fund | 8,900 |
| 2770197 | 632AF 7 8 SE-5-22-21-4 6,500 Sq. Feet 108 2 AVE | |
| | R LAND & IMPROVEMENTS T 103 RESIDENTIAL LAND & IMPROVEMENTS Taxable Total: 100% Alberta School Foundation Fund | 70,800 |
| 2770198 | 632AF 7 9,10 SE-5-22-21-4 13,000 Sq. Feet 200 1 ST | Cluny Tam's Liquor Store |
| | R LAND & IMPROVEMENTS T 103 RESIDENTIAL LAND & IMPROVEMENTS 45,300 NR T 105 NON-RESEIDENTIAL LAND & IMPROVEMENTS 82,010 100% Alberta School Foundation Fund Taxable Total: 127,310 | |
| 2770199 | 632AF 7 11,12 SE-5-22-21-4 12,575 Sq. Feet 101 3 AVE | |
| | NR LAND E 155 WHEATLAND COUNTY EXEMPT Exempt Total: 100% Alberta School Foundation Fund | 9,730 |
| 2770201 | 632AF 7 13 SE-5-22-21-4 6,500 Sq. Feet 105 3 AVE | |
| | R LAND & IMPROVEMENTS T 103 RESIDENTIAL LAND & IMPROVEMENTS Taxable Total: 100% Alberta School Foundation Fund | 92,300 |
| 2770202 | 632AF 7 14,15 SE-5-22-21-4 13,000 Sq. Feet 109 3 AVE | |
| | R LAND & IMPROVEMENTS T 103 RESIDENTIAL LAND & IMPROVEMENTS Taxable Total: 100% Alberta School Foundation Fund | 96,300 |



2020 Assessment Roll (Valuation Date 1-July, 2020) 2021 Taxation Year, Wheatland County

Assessment Year: 2020
Tax Year: 2021

| Roll | Legal Address | | | | Total |
|---------|---------------|---------------------|-----------------|---|---------|
| 2770203 | 632AF 7 16 | SE-5-22-21-4 | 6,500 Sq. Feet | | |
| | 113 3 AVE | | | | |
| | R | LAND & IMPROVEMENTS | T 103 | RESIDENTIAL LAND & IMPROVEMENTS Taxable Total: 100% Alberta School Foundation Fund | 36,000 |
| 2770204 | 632AF 7 17,18 | SE-5-22-21-4 | 13,000 Sq. Feet | | |
| | 117 3 AVE | | | | |
| | R | LAND & IMPROVEMENTS | T 103 | RESIDENTIAL LAND & IMPROVEMENTS Taxable Total: 100% Alberta School Foundation Fund | 89,900 |
| 2770205 | 632AF 7 19,20 | SE-5-22-21-4 | 6,500 Sq. Feet | North 1/2 | |
| | 209 2 ST | | | | |
| | R | LAND & IMPROVEMENTS | T 103 | RESIDENTIAL LAND & IMPROVEMENTS Taxable Total: 100% Alberta School Foundation Fund | 73,400 |
| 2770206 | 632AF 7 19,20 | SE-5-22-21-4 | 6,500 Sq. Feet | South 1/2 | |
| | 205 2 ST | | | | |
| | R | LAND & IMPROVEMENTS | T 103 | RESIDENTIAL LAND & IMPROVEMENTS Taxable Total: 100% Alberta School Foundation Fund | 50,900 |
| 2770210 | 2124U 8 1-3 | SE-5-22-21-4 | 19,500 Sq. Feet | | |
| | 230 2 AVE | | | | |
| | R | LAND & IMPROVEMENTS | T 103 | RESIDENTIAL LAND & IMPROVEMENTS Taxable Total: 100% Alberta School Foundation Fund | 82,100 |
| 2770212 | 2124U 8 4,5 | SE-5-22-21-4 | 13,000 Sq. Feet | | |
| | 222 2 AVE | | | | |
| | R | LAND | T 104 | RESIDENTIAL VACANT LAND Taxable Total: 100% Alberta School Foundation Fund | 9,900 |
| 2770214 | 2124U 8 6,7 | SE-5-22-21-4 | 13,000 Sq. Feet | | |
| | 214 2 AVE | | | | |
| | R | LAND | T 104 | RESIDENTIAL VACANT LAND Taxable Total: 100% Alberta School Foundation Fund | 9,900 |
| 2770216 | 2124U 8 8,9 | SE-5-22-21-4 | 13,000 Sq. Feet | | |
| | 206 2 AVE | | | | |
| | R | LAND & IMPROVEMENTS | T 103 | RESIDENTIAL LAND & IMPROVEMENTS Taxable Total: 100% Alberta School Foundation Fund | 201,600 |
| 2770217 | 2124U 8 10 | SE-5-22-21-4 | 6,500 Sq. Feet | | |
| | 200 2 AVE | | | | |
| | R | LAND | T 104 | RESIDENTIAL VACANT LAND Taxable Total: | 6,600 |



2020 Assessment Roll (Valuation Date 1-July, 2020) 2021 Taxation Year, Wheatland County

Assessment Year: 2020
Tax Year: 2021

| Roll | Legal Address | | | | | | Total |
|-------------------------------------|-------------------------------------|---------------------|-----------------|---|-----|--|---------|
| 2770219 | 100% Alberta School Foundation Fund | | | | | | |
| | 2124U 8 11-14 208 2 ST | SE-5-22-21-4 | 26,000 Sq. Feet | | | | |
| | R | LAND & IMPROVEMENTS | | T | 103 | RESIDENTIAL LAND & IMPROVEMENTS Taxable Total: | 314,200 |
| 100% Alberta School Foundation Fund | | | | | | | |
| 2770221 | 100% Alberta School Foundation Fund | | | | | | |
| | 2124U 8 15-20 205 3 ST | SE-5-22-21-4 | 39,000 Sq. Feet | | | | |
| | R | LAND | | T | 104 | RESIDENTIAL VACANT LAND Taxable Total: | 17,900 |
| 100% Alberta School Foundation Fund | | | | | | | |
| 2770227 | 100% Alberta School Foundation Fund | | | | | | |
| | 2124U 9 1,2 | SE-5-22-21-4 | 13,000 Sq. Feet | | | | |
| | NR | LAND | | E | 155 | WHEATLAND COUNTY EXEMPT Exempt Total: | 2,470 |
| 100% Alberta School Foundation Fund | | | | | | | |
| 2770229 | 100% Alberta School Foundation Fund | | | | | | |
| | 2124U 9 3,4 | SE-5-22-21-4 | 13,000 Sq. Feet | | | | |
| | NR | LAND | | E | 155 | WHEATLAND COUNTY EXEMPT Exempt Total: | 2,470 |
| 100% Alberta School Foundation Fund | | | | | | | |
| 2770231 | 100% Alberta School Foundation Fund | | | | | | |
| | 2124U 9 5,6 | SE-5-22-21-4 | 13,000 Sq. Feet | | | | |
| | NR | LAND | | E | 155 | WHEATLAND COUNTY EXEMPT Exempt Total: | 2,470 |
| 100% Alberta School Foundation Fund | | | | | | | |
| 2770233 | 100% Alberta School Foundation Fund | | | | | | |
| | 2124U 9 7,8 | SE-5-22-21-4 | 13,000 Sq. Feet | | | | |
| | NR | LAND | | E | 155 | WHEATLAND COUNTY EXEMPT Exempt Total: | 2,470 |
| 100% Alberta School Foundation Fund | | | | | | | |
| 2770235 | 100% Alberta School Foundation Fund | | | | | | |
| | 2124U 9 9,10 200 3 ST | SE-5-22-21-4 | 13,000 Sq. Feet | | | | |
| | R | LAND & IMPROVEMENTS | | T | 103 | RESIDENTIAL LAND & IMPROVEMENTS Taxable Total: | 152,100 |
| 100% Alberta School Foundation Fund | | | | | | | |
| 2770236 | 100% Alberta School Foundation Fund | | | | | | |
| | 2124U 9 11,12 | SE-5-22-21-4 | 13,000 Sq. Feet | | | | |
| | NR | LAND | | E | 155 | WHEATLAND COUNTY EXEMPT Exempt Total: | 9,860 |
| 100% Alberta School Foundation Fund | | | | | | | |
| 2770238 | 2124U 9 13 | SE-5-22-21-4 | 6,500 Sq. Feet | | | | |



2020 Assessment Roll (Valuation Date 1-July, 2020) 2021 Taxation Year, Wheatland County

Assessment Year: 2020
Tax Year: 2021

| Roll | Legal Address | | | | | Total |
|---------|---------------|--------------|-----------------|-------|--|----------------------|
| | R | LAND | | T 104 | RESIDENTIAL VACANT LAND 100% Alberta School Foundation Fund | Taxable Total: 1,600 |
| 2770239 | 2124U 9 14-16 | SE-5-22-21-4 | 19,500 Sq. Feet | | | |
| | NR | LAND | | E 155 | WHEATLAND COUNTY EXEMPT 100% Alberta School Foundation Fund | Exempt Total: 2,970 |
| 2770242 | 2124U 9 17,18 | SE-5-22-21-4 | 13,000 Sq. Feet | | | |
| | NR | LAND | | E 155 | WHEATLAND COUNTY EXEMPT 100% Alberta School Foundation Fund | Exempt Total: 2,470 |
| 2770244 | 2124U 9 19,20 | SE-5-22-21-4 | 13,000 Sq. Feet | | | |
| | NR | LAND | | E 155 | WHEATLAND COUNTY EXEMPT 100% Alberta School Foundation Fund | Exempt Total: 2,470 |
| 2770246 | 2124U 10 1,2 | SE-5-22-21-4 | 13,000 Sq. Feet | | | |
| | NR | LAND | | E 155 | WHEATLAND COUNTY EXEMPT 100% Alberta School Foundation Fund | Exempt Total: 2,470 |
| 2770248 | 2124U 10 3,4 | SE-5-22-21-4 | 13,000 Sq. Feet | | | |
| | NR | LAND | | E 155 | WHEATLAND COUNTY EXEMPT 100% Alberta School Foundation Fund | Exempt Total: 2,470 |
| 2770250 | 2124U 10 5,6 | SE-5-22-21-4 | 13,000 Sq. Feet | | | |
| | NR | LAND | | E 155 | WHEATLAND COUNTY EXEMPT 100% Alberta School Foundation Fund | Exempt Total: 2,470 |
| 2770252 | 2124U 10 7,8 | SE-5-22-21-4 | 13,000 Sq. Feet | | | |
| | NR | LAND | | E 155 | WHEATLAND COUNTY EXEMPT 100% Alberta School Foundation Fund | Exempt Total: 2,470 |
| 2770254 | 2124U 10 9,10 | SE-5-22-21-4 | 13,000 Sq. Feet | | | |
| | NR | LAND | | E 155 | WHEATLAND COUNTY EXEMPT 100% Alberta School Foundation Fund | Exempt Total: 2,470 |



2020 Assessment Roll (Valuation Date 1-July, 2020) 2021 Taxation Year, Wheatland County

Assessment Year: 2020
Tax Year: 2021

| Roll | Legal Address | | | | | | Total |
|---------|----------------|---------------------|-----------------|-------|--|--|---------|
| 2770256 | 2124U 10 11,12 | SE-5-22-21-4 | 13,000 Sq. Feet | | | | |
| | NR | LAND | | E 155 | WHEATLAND COUNTY EXEMPT 100% Alberta School Foundation Fund | Exempt Total: | 2,470 |
| 2770258 | 2124U 10 13,14 | SE-5-22-21-4 | 13,000 Sq. Feet | | | | |
| | NR | LAND | | E 155 | WHEATLAND COUNTY EXEMPT 100% Alberta School Foundation Fund | Exempt Total: | 2,470 |
| 2770260 | 2124U 10 15,16 | SE-5-22-21-4 | 13,000 Sq. Feet | | | | |
| | NR | LAND | | E 155 | WHEATLAND COUNTY EXEMPT 100% Alberta School Foundation Fund | Exempt Total: | 2,470 |
| 2770262 | 2124U 10 17,18 | SE-5-22-21-4 | 13,000 Sq. Feet | | | | |
| | NR | LAND | | E 155 | WHEATLAND COUNTY EXEMPT 100% Alberta School Foundation Fund | Exempt Total: | 2,470 |
| 2770264 | 2124U 10 19,20 | SE-5-22-21-4 | 13,000 Sq. Feet | | | | |
| | NR | LAND | | E 155 | WHEATLAND COUNTY EXEMPT 100% Alberta School Foundation Fund | Exempt Total: | 2,470 |
| 2770266 | 8792CH 11 1 | SE-5-22-21-4 | 15,000 Sq. Feet | | | Northwesterly 150 feet Former Cluny Hall | |
| | 301 2 ST | | | | | | |
| | NR | LAND | | E 155 | WHEATLAND COUNTY EXEMPT 100% Alberta School Foundation Fund | Exempt Total: | 10,480 |
| 2770267 | 8792CH 11 2 | SE-5-22-21-4 | 0.78 Acres | | | | |
| | 305 2 ST | | | | | | |
| | R | LAND & IMPROVEMENTS | | T 103 | RESIDENTIAL LAND & IMPROVEMENTS | | 97,200 |
| | R | | | E 903 | FARM BUILDING EXEMPT | | 7,950 |
| | | | | | 100% Alberta School Foundation Fund | Totals: | 105,150 |
| 2770269 | 8792CH 11 3,4 | SE-5-22-21-4 | 20,371 Sq. Feet | | | NW PART OF 4 COVERED BY ROAD | |
| | R | LAND | | T 104 | RESIDENTIAL VACANT LAND | Taxable Total: | 12,100 |
| | | | | | 100% Alberta School Foundation Fund | | |
| 2770270 | 8792CH 11 3 | SE-5-22-21-4 | 14,400 Sq. Feet | | | | |
| | 309 2 ST | | | | | | |



2020 Assessment Roll (Valuation Date 1-July, 2020) 2021 Taxation Year, Wheatland County

Assessment Year: 2020
Tax Year: 2021

| Roll | Legal Address | | | | | Total |
|---------|--------------------|---------------------|-----------------|-----------|---|---------|
| | R | LAND & IMPROVEMENTS | | T 103 | RESIDENTIAL LAND & IMPROVEMENTS Taxable Total: 100% Alberta School Foundation Fund | 24,300 |
| 2770271 | 8792CH 11 4 | SE-5-22-21-4 | 10,712 Sq. Feet | 313 2 ST | | |
| | R | LAND & IMPROVEMENTS | | T 103 | RESIDENTIAL LAND & IMPROVEMENTS Taxable Total: 100% Alberta School Foundation Fund | 189,100 |
| 2770273 | 8792CH 11 5 | SE-5-22-21-4 | 15,108 Sq. Feet | 317 2 ST | | |
| | R | LAND & IMPROVEMENTS | | T 103 | RESIDENTIAL LAND & IMPROVEMENTS Taxable Total: 100% Alberta School Foundation Fund | 193,600 |
| 2770274 | 8792CH 11 6 | SE-5-22-21-4 | 11,305 Sq. Feet | 321 2 ST | | |
| | R | LAND & IMPROVEMENTS | | T 103 | RESIDENTIAL LAND & IMPROVEMENTS Taxable Total: 100% Alberta School Foundation Fund | 105,000 |
| 2770275 | 8792CH 12 1 | SE-5-22-21-4 | 25,000 Sq. Feet | 200 3 AVE | | |
| | R | LAND & IMPROVEMENTS | | T 103 | RESIDENTIAL LAND & IMPROVEMENTS Taxable Total: 100% Alberta School Foundation Fund | 104,500 |
| 2770276 | 8792CH 12 2 | SE-5-22-21-4 | 25,000 Sq. Feet | 304 2 ST | | |
| | R | LAND & IMPROVEMENTS | | T 103 | RESIDENTIAL LAND & IMPROVEMENTS Taxable Total: 100% Alberta School Foundation Fund | 99,800 |
| 2770279 | 8792CH 12 3-6,8-11 | SE-5-22-21-4 | 4.56 Acres | 320 2 ST | CLUNY COMMUNITY HALL LOTS 3-6 Cluny Community Hall (Old School) | |
| | NR | LAND & IMPROVEMENTS | | E 155 | WHEATLAND COUNTY EXEMPT 100% Alberta School Foundation Fund | 700,710 |
| 2770280 | 8792CH 12 7 | SE-5-22-21-4 | 36,802 Sq. Feet | 324 2 ST | Cluny Hall Park | |
| | NR | LAND | | E 155 | WHEATLAND COUNTY EXEMPT 100% Alberta School Foundation Fund | 17,240 |
| 2770285 | 8792CH 12 12 | SE-5-22-21-4 | 25,000 Sq. Feet | 305 3 ST | | |
| | NR | LAND | | E 155 | WHEATLAND COUNTY EXEMPT 100% Alberta School Foundation Fund | 13,580 |



2020 Assessment Roll (Valuation Date 1-July, 2020) 2021 Taxation Year, Wheatland County

Assessment Year: 2020
Tax Year: 2021

| Roll | Legal Address | Total |
|---------|--|---------|
| 2770286 | 8792CH 12 13 SE-5-22-21-4 25,000 Sq. Feet 301 3 ST | |
| | NR LAND E 155 WHEATLAND COUNTY EXEMPT 100% Alberta School Foundation Fund Exempt Total: | 13,580 |
| 2770287 | 8610388 13 1 NE-5-22-21-4 1.43 Acres 208 4 AVE | |
| | R LAND T 104 RESIDENTIAL VACANT LAND 100% The Golden Hills Reg. Div. 15 Taxable Total: | 31,900 |
| 2770288 | 8610388 13 2 NE-5-22-21-4 0.32 Acres 204 4 AVE | |
| | R LAND T 104 RESIDENTIAL VACANT LAND 100% Alberta School Foundation Fund Taxable Total: | 10,200 |
| 2770289 | 8610388 13 3 NE-5-22-21-4 0.28 Acres 200 4 AVE | |
| | R LAND & IMPROVEMENTS T 103 RESIDENTIAL LAND & IMPROVEMENTS Taxable Total: | 92,900 |
| | 100% Alberta School Foundation Fund | |
| 2770290 | 8610388 13 4 NE-5-22-21-4 0.49 Acres 220048 HWY 842 | |
| | R LAND & IMPROVEMENTS T 103 RESIDENTIAL LAND & IMPROVEMENTS Taxable Total: | 322,100 |
| | 100% Alberta School Foundation Fund | |
| 2770291 | 8610388 13 5 NE-5-22-21-4 0.75 Acres | |
| | R LAND & IMPROVEMENTS T 103 RESIDENTIAL LAND & IMPROVEMENTS Taxable Total: | 92,700 |
| | 100% Alberta School Foundation Fund | |
| 2770292 | 8792CH 14 SE-5-22-21-4 0.63 Acres 212 4 AVE | |
| | R LAND & IMPROVEMENTS T 103 RESIDENTIAL LAND & IMPROVEMENTS Taxable Total: | 16,000 |
| | 100% The Golden Hills Reg. Div. 15 | |
| 2770293 | 8792CH 14 SE-5-22-21-4 1.79 Acres 216 4 AVE | |
| | R LAND & IMPROVEMENTS T 103 RESIDENTIAL LAND & IMPROVEMENTS Taxable Total: | 141,200 |
| | 100% Alberta School Foundation Fund | |
| 2770294 | 8792CH 15 SE-5-22-21-4 9.16 Acres 220052 HWY 842 | |
| | F LAND & IMPROVEMENTS T 1 FARMLAND | 1,190 |



2020 Assessment Roll (Valuation Date 1-July, 2020) 2021 Taxation Year, Wheatland County

Assessment Year: 2020
Tax Year: 2021

| Roll | Legal Address | | | | Total |
|---------|--------------------|---------------------|-------------|--|---------|
| | R | | T 103 | RESIDENTIAL LAND & IMPROVEMENTS | 155,710 |
| | | | | Taxable Total: | 156,900 |
| | R | | E 901 | RURAL RESIDENCE EXEMPTION (RAP) | 1,190 |
| | R | | E 903 | FARM BUILDING EXEMPT | 4,270 |
| | | | 100% | Alberta School Foundation Fund | 5,460 |
| | | | | Exempt Total: | 162,360 |
| | | | | Totals: | |
| 2770295 | 8792CH 16 | SE-5-22-21-4 | 0.35 Acres | NORTHERLY 100' of the east.150 | |
| | 214013 TWP RD 220A | | | | |
| | R | LAND & IMPROVEMENTS | T 103 | RESIDENTIAL LAND & IMPROVEMENTS Taxable Total: | 120,600 |
| | | | 100% | Alberta School Foundation Fund | |
| 2770296 | 8792CH 16,17 | SE-5-22-21-4 | 19.48 Acres | Excepting out .35 ac. of B:16 | |
| | F | LAND | T 1 | FARMLAND | 3,750 |
| | | | 100% | Alberta School Foundation Fund | |
| 2770298 | 8792CH 18,19 | SE-5-22-21-4 | 14.90 Acres | | |
| | F | LAND | T 1 | FARMLAND | 2,770 |
| | | | 100% | Alberta School Foundation Fund | |
| 2770300 | 8792CH 20 | SE-5-22-21-4 | 9.24 Acres | | |
| | F | LAND | T 1 | FARMLAND | 1,660 |
| | | | 100% | Alberta School Foundation Fund | |
| 2770301 | 8792CH 21 | SE-5-22-21-4 | 4.85 Acres | EAST PORTION | |
| | 220045 RGE RD 215 | | | | |
| | R | LAND & IMPROVEMENTS | T 103 | RESIDENTIAL LAND & IMPROVEMENTS Taxable Total: | 194,700 |
| | | | 100% | Alberta School Foundation Fund | |
| 2770302 | 8792CH 21 | SE-5-22-21-4 | 4.98 Acres | WEST 1/2 | |
| | 220049 RGE RD 215 | | | | |
| | R | LAND & IMPROVEMENTS | T 103 | RESIDENTIAL LAND & IMPROVEMENTS Taxable Total: | 178,600 |
| | | | 100% | Alberta School Foundation Fund | |
| 2770303 | 8792CH 22,23 | NW-5-22-21-4 | 19.77 Acres | | |
| | 220063 RGE RD 215 | | | | |
| | R | LAND & IMPROVEMENTS | T 103 | RESIDENTIAL LAND & IMPROVEMENTS Taxable Total: | 211,400 |
| | | | 100% | Alberta School Foundation Fund | |
| 2770304 | 8792CH R1 | NW-5-22-21-4 | 6.55 Acres | Cluny Ball Diamonds | |



2020 Assessment Roll (Valuation Date 1-July, 2020) 2021 Taxation Year, Wheatland County

Assessment Year: 2020
Tax Year: 2021

| Roll | Legal Address | | | | | | Total |
|---------|---------------|------------------------------|---|------|-------------------------------------|--|---------|
| | NR | LAND | E | 155 | WHEATLAND COUNTY EXEMPT | Exempt Total: | 60,500 |
| | | | | 100% | Alberta School Foundation Fund | | |
| 2770305 | 8792CH 24 | NW-5-22-21-4 4.17 Acres | | | | | |
| | 214061 | TWP RD 220A | | | | | |
| | R | LAND & IMPROVEMENTS | T | 103 | RESIDENTIAL LAND & IMPROVEMENTS | Taxable Total: | 272,400 |
| | | | | 100% | Alberta School Foundation Fund | | |
| 2770306 | 0012931 1 1 | SE-5-22-21-4 1.44 Acres | | | | ESSO BULK STATION | |
| | NR | LAND | T | 105 | NON-RESEDENTIAL LAND & IMPROVEMENTS | Taxable Total: | 23,600 |
| | | | | 100% | Alberta School Foundation Fund | | |
| 2770311 | RY11 | SE-5-22-21-4 18.96 Acres | | | | CLUNY STATION GROUNDS Station Grounds- Cluny | |
| | NR | LAND | G | 174 | FEDERAL GIL NON-RESIDENTIAL | Grant-In-Lieu Total: | 66,100 |
| | | | | 100% | Alberta School Foundation Fund | | |
| 2770315 | 8792CH 11 1 | SE-5-22-21-4 25,372 Sq. Feet | | | | | |
| | 108 3 AVE | | | | | | |
| | NR | LAND | T | 105 | NON-RESEDENTIAL LAND & IMPROVEMENTS | Taxable Total: | 13,700 |
| | | | | 100% | Alberta School Foundation Fund | | |
| 2771000 | NE-1-23-21-4 | 0.29 Acres | | | | ptn of orig.rd.allow.NE-CORNER | |
| | R | LAND | T | 104 | RESIDENTIAL VACANT LAND | Taxable Total: | 7,300 |
| | | | | 100% | Alberta School Foundation Fund | | |
| 2772000 | NE-1-23-21-4 | 3.20 Acres | | | | ptn original rd. allowance | |
| | F | LAND | T | 1 | FARMLAND | Taxable Total: | 190 |
| | | | | 100% | Alberta School Foundation Fund | | |
| 2773000 | NE-1-23-21-4 | 159.69 Acres | | | | | |
| | F | LAND | T | 1 | FARMLAND | Taxable Total: | 32,920 |
| | | | | 100% | Alberta School Foundation Fund | | |
| 2774000 | NW-1-23-21-4 | 160.00 Acres | | | | | |
| | F | LAND | T | 1 | FARMLAND | | 30,970 |
| | NR | | T | 105 | NON-RESEDENTIAL LAND & IMPROVEMENTS | | 84,210 |
| | | | | 100% | Alberta School Foundation Fund | Taxable Total: | 115,180 |



2020 Assessment Roll (Valuation Date 1-July, 2020) 2021 Taxation Year, Wheatland County

Assessment Year: 2020
Tax Year: 2021

| Roll | Legal Address | | | | | | Total |
|---------|-----------------------|-------------------|----------------------|-------------------------------------|----------------|--|---------|
| 2775000 | SE-1-23-21-4 | 159.00 Acres | | | | | |
| | F LAND | | T 1 | FARMLAND | Taxable Total: | | 31,380 |
| | | | | 100% Alberta School Foundation Fund | | | |
| 2776000 | SW-1-23-21-4 | 80.00 Acres | | | | | |
| | | | North Half | | | | |
| | F LAND | | T 1 | FARMLAND | Taxable Total: | | 16,560 |
| | | | | 100% Alberta School Foundation Fund | | | |
| 2777000 | SW-1-23-21-4 | 80.00 Acres | | | | | |
| | | | South Half LSD 3 & 4 | | | | |
| | NR LAND | | E 155 | WHEATLAND COUNTY EXEMPT | Exempt Total: | | 173,460 |
| | | | | 100% Alberta School Foundation Fund | | | |
| 2778000 | NE-2-23-21-4 | 160.00 Acres | | | | | |
| | F LAND | | T 1 | FARMLAND | Taxable Total: | | 35,110 |
| | | | | 100% Alberta School Foundation Fund | | | |
| 2779000 | NW-2-23-21-4 | 80.02 Acres | | | | | |
| | | | NORTH HALF | | | | |
| | F LAND | | T 1 | FARMLAND | Taxable Total: | | 8,720 |
| | | | | 100% Alberta School Foundation Fund | | | |
| 2780000 | NW-2-23-21-4 | 75.91 Acres | | | | | |
| | | 230043 RGE RD 212 | | | | | |
| | F LAND & IMPROVEMENTS | | T 1 | FARMLAND | | | 12,420 |
| | R | | T 103 | RESIDENTIAL LAND & IMPROVEMENTS | | | 137,910 |
| | | | Taxable Total: | | | | 150,330 |
| | R | | E 901 | RURAL RESIDENCE EXEMPTION (RAP) | | | 59,710 |
| | R | | E 903 | FARM BUILDING EXEMPT | | | 11,630 |
| | | | | 100% Alberta School Foundation Fund | Exempt Total: | | 71,340 |
| | | | Totals: | | | | 221,670 |
| 2781000 | SE-2-23-21-4 | 160.00 Acres | | | | | |
| | F LAND | | T 1 | FARMLAND | Taxable Total: | | 35,760 |
| | | | | 100% Alberta School Foundation Fund | | | |
| 2782000 | SW-2-23-21-4 | 110.30 Acres | | | | | |
| | | | EAST OF CANAL | | | | |
| | F LAND | | T 1 | FARMLAND | Taxable Total: | | 26,890 |



2020 Assessment Roll (Valuation Date 1-July, 2020) 2021 Taxation Year, Wheatland County

Assessment Year: 2020
Tax Year: 2021

| Roll | Legal Address | | | | | | Total |
|---------|---------------|-------------------------|-------------------------------------|-----|---------------------------------|----------------|---------|
| | | | 100% Alberta School Foundation Fund | | | | |
| 2782500 | IRR899 RW 23 | SW-2-23-21-4 7.74 Acres | CANAL LSD 4 & 5 & 11 | | | | |
| | NR | LAND | E | 167 | WESTERN IRRIGATION DIST EXEMPT | Exempt Total: | 6,610 |
| | | | 100% Alberta School Foundation Fund | | | | |
| 2782505 | 1912001 RW 23 | NW-2-23-21-4 0.85 Acres | | | | | |
| | NR | LAND | E | 167 | WESTERN IRRIGATION DIST EXEMPT | Exempt Total: | 730 |
| | | | 100% Alberta School Foundation Fund | | | | |
| 2783000 | SW-2-23-21-4 | 41.59 Acres | WEST OF CANAL | | | | |
| | F | LAND | T | 1 | FARMLAND | Taxable Total: | 3,520 |
| | | | 100% Alberta School Foundation Fund | | | | |
| 2783500 | SW-2-23-21-4 | 0.95 Acres | West SIDE OF CANAL LSD 4 & 5 | | | | |
| | NR | LAND | E | 167 | WESTERN IRRIGATION DIST EXEMPT | Exempt Total: | 810 |
| | | | 100% Alberta School Foundation Fund | | | | |
| 2784000 | SW-2-23-21-4 | 0.34 Acres | W OF ROAD, ON WEST SIDE OF QRT | | | | |
| | R | LAND | T | 104 | RESIDENTIAL VACANT LAND | Taxable Total: | 9,100 |
| | | | 100% Alberta School Foundation Fund | | | | |
| 2785000 | NE-3-23-21-4 | 80.00 Acres | WEST HALF | | | | |
| | F | LAND | T | 1 | FARMLAND | Taxable Total: | 14,070 |
| | | | 100% Alberta School Foundation Fund | | | | |
| 2786000 | NE-3-23-21-4 | 80.00 Acres | EAST HALF | | | | |
| | F | LAND | T | 1 | FARMLAND | Taxable Total: | 14,840 |
| | | | 100% Alberta School Foundation Fund | | | | |
| 2787000 | NW-3-23-21-4 | 80.00 Acres | NORTH HALF | | | | |
| | | 230073 HWY 842 | | | | | |
| | F | LAND & IMPROVEMENTS | T | 1 | FARMLAND | | 8,780 |
| | R | | T | 103 | RESIDENTIAL LAND & IMPROVEMENTS | | 176,350 |
| | | | Taxable Total: | | | | 185,130 |
| | R | | E | 901 | RURAL RESIDENCE EXEMPTION (RAP) | | 61,540 |
| | R | | E | 903 | FARM BUILDING EXEMPT | | 4,300 |



2020 Assessment Roll (Valuation Date 1-July, 2020) 2021 Taxation Year, Wheatland County

Assessment Year: 2020
Tax Year: 2021

| Roll | Legal Address | | | | Total |
|---------|---|---------------------------------------|---------------------------|---------|-------|
| | | 100% Alberta School Foundation Fund | Exempt Total: | 65,840 | |
| | | | Totals: | 250,970 | |
| 2788000 | 9912908 2 W -3-23-21-4 149.94 Acres | | S 1/2 OF NW & N 1/2 OF SW | | |
| | F LAND | T 1 FARMLAND | Taxable Total: | 33,460 | |
| | | 100% Alberta School Foundation Fund | | | |
| 2789000 | SE-3-23-21-4 157.90 Acres | | | | |
| | F LAND | T 1 FARMLAND | Taxable Total: | 36,660 | |
| | | 100% Alberta School Foundation Fund | | | |
| 2790000 | 9912907 1 W -3-23-21-4 9.02 Acres 230025 HWY 842 | | SW 6.39 & NW 2.63 ACRES | | |
| | F LAND & IMPROVEMENTS | T 1 FARMLAND | | 360 | |
| | R | T 103 RESIDENTIAL LAND & IMPROVEMENTS | | 270,160 | |
| | | | Taxable Total: | 270,520 | |
| | R | E 901 RURAL RESIDENCE EXEMPTION (RAP) | | 61,540 | |
| | R | E 903 FARM BUILDING EXEMPT | | 12,000 | |
| | | 100% Alberta School Foundation Fund | Exempt Total: | 73,540 | |
| | | | Totals: | 344,060 | |
| 2791000 | SW-3-23-21-4 78.00 Acres | | LSD 3 & 4 | | |
| | F LAND | T 1 FARMLAND | Taxable Total: | 17,060 | |
| | | 100% Alberta School Foundation Fund | | | |
| 2792000 | NE-4-23-21-4 145.07 Acres | | | | |
| | F LAND | T 1 FARMLAND | Taxable Total: | 31,970 | |
| | | 100% Alberta School Foundation Fund | | | |
| 2793000 | NW-4-23-21-4 151.50 Acres | | | | |
| | F LAND | T 1 FARMLAND | Taxable Total: | 35,100 | |
| | | 100% Alberta School Foundation Fund | | | |
| 2794000 | SE-4-23-21-4 155.96 Acres 213018 TWP RD 230 | | | | |
| | F LAND & IMPROVEMENTS | T 1 FARMLAND | | 29,920 | |
| | R | T 103 RESIDENTIAL LAND & IMPROVEMENTS | | 325,860 | |
| | | | Taxable Total: | 355,780 | |
| | R | E 901 RURAL RESIDENCE EXEMPTION (RAP) | | 61,540 | |



2020 Assessment Roll (Valuation Date 1-July, 2020) 2021 Taxation Year, Wheatland County

Assessment Year: 2020
Tax Year: 2021

| Roll | Legal Address | | | | | Total |
|---------|-----------------------|--------------|--|----------------|--------------------------------|---------|
| | | | 100% Alberta School Foundation Fund | Totals: | | 417,320 |
| 2795000 | SW-4-23-21-4 | 145.20 Acres | | | | |
| | 213058 TWP RD 230 | | | | | |
| | F LAND & IMPROVEMENTS | | T 1 FARMLAND | | | 31,290 |
| | R | | T 103 RESIDENTIAL LAND & IMPROVEMENTS | | | 156,530 |
| | | | | Taxable Total: | | 187,820 |
| | R | | E 901 RURAL RESIDENCE EXEMPTION (RAP) | | | 30,770 |
| | R | | E 903 FARM BUILDING EXEMPT | | | 27,130 |
| | | | 100% Alberta School Foundation Fund | Exempt Total: | | 57,900 |
| | | | | Totals: | | 245,720 |
| 2795010 | IRR674 W -4-23-21-4 | 34.94 Acres | | | GLEICHEN DISTRIBUTARY "B" & | |
| | NR LAND | | E 167 WESTERN IRRIGATION DIST EXEMPT | Exempt Total: | | 37,270 |
| | | | 100% Alberta School Foundation Fund | | | |
| 2796000 | NE-5-23-21-4 | 160.00 Acres | | | | |
| | F LAND | | T 1 FARMLAND | Taxable Total: | | 39,750 |
| | | | 100% Alberta School Foundation Fund | | | |
| 2797000 | NW-5-23-21-4 | 160.00 Acres | | | | |
| | F LAND | | T 1 FARMLAND | Taxable Total: | | 38,250 |
| | | | 100% Alberta School Foundation Fund | | | |
| 2798000 | SE-5-23-21-4 | 151.20 Acres | | | Drewz RV Maintenance & Repairs | |
| | 214032 TWP RD 230 | | | | | |
| | F LAND & IMPROVEMENTS | | T 1 FARMLAND | | | 34,400 |
| | R | | T 103 RESIDENTIAL LAND & IMPROVEMENTS | | | 309,470 |
| | NR | | T 105 NON-RESEIDENTIAL LAND & IMPROVEMENTS | | | 46,020 |
| | | | | Taxable Total: | | 389,890 |
| | R | | E 901 RURAL RESIDENCE EXEMPTION (RAP) | | | 92,310 |
| | | | 100% Alberta School Foundation Fund | Totals: | | 482,200 |
| 2798010 | 9411663 SE-5-23-21-4 | 8.80 Acres | | | CANAL RIGHT OF WAY | |
| | NR LAND | | E 167 WESTERN IRRIGATION DIST EXEMPT | Exempt Total: | | 84,860 |
| | | | 100% Alberta School Foundation Fund | | | |
| 2799000 | SW-5-23-21-4 | 151.57 Acres | | | | |



2020 Assessment Roll (Valuation Date 1-July, 2020) 2021 Taxation Year, Wheatland County

Assessment Year: 2020
Tax Year: 2021

| Roll | Legal Address | | | | | Total |
|---------|--|---------------------------------------|--------------------|--|--|---------|
| | F LAND | T 1 FARMLAND | Taxable Total: | | | 35,500 |
| | | 100% Alberta School Foundation Fund | | | | |
| 2799010 | 9411663 RW 23 SW-5-23-21-4 8.43 Acres | | CANAL RIGHT OF WAY | | | |
| | NR LAND | E 167 WESTERN IRRIGATION DIST EXEMPT | Exempt Total: | | | 8,990 |
| | | 100% Alberta School Foundation Fund | | | | |
| 2800000 | NE-6-23-21-4 160.00 Acres | | | | | |
| | F LAND | T 1 FARMLAND | Taxable Total: | | | 30,510 |
| | | 100% Alberta School Foundation Fund | | | | |
| 2801000 | NW-6-23-21-4 160.00 Acres | | | | | |
| | F LAND | T 1 FARMLAND | Taxable Total: | | | 36,010 |
| | | 100% Alberta School Foundation Fund | | | | |
| 2802000 | SE-6-23-21-4 160.00 Acres 215038 TWP RD 230 | | | | | |
| | F LAND & IMPROVEMENTS | T 1 FARMLAND | | | | 35,590 |
| | R | T 103 RESIDENTIAL LAND & IMPROVEMENTS | | | | 330,960 |
| | | | Taxable Total: | | | 366,550 |
| | R | E 901 RURAL RESIDENCE EXEMPTION (RAP) | | | | 61,540 |
| | R | E 903 FARM BUILDING EXEMPT | | | | 21,560 |
| | | 100% Alberta School Foundation Fund | Exempt Total: | | | 83,100 |
| | | | Totals: | | | 449,650 |
| 2803000 | SW-6-23-21-4 156.40 Acres | | | | | |
| | F LAND | T 1 FARMLAND | Taxable Total: | | | 33,670 |
| | | 100% Alberta School Foundation Fund | | | | |
| 2804000 | NE-7-23-21-4 160.00 Acres | | | | | |
| | F LAND | T 1 FARMLAND | Taxable Total: | | | 38,370 |
| | | 100% Alberta School Foundation Fund | | | | |
| 2805000 | NW-7-23-21-4 139.49 Acres | | | | | |
| | F LAND | T 1 FARMLAND | Taxable Total: | | | 32,240 |
| | | 100% Alberta School Foundation Fund | | | | |



2020 Assessment Roll (Valuation Date 1-July, 2020) 2021 Taxation Year, Wheatland County

Assessment Year: 2020
Tax Year: 2021

| Roll | Legal Address | | | | Total |
|---------|---------------|--------------------------|----------------------|---------------------------------|---------|
| 2805010 | 9813143 1 | NW-7-23-21-4 20.51 Acres | NORTHEAST CORNER | | |
| | | 215049 TWP RD 232 | | | |
| | F | LAND & IMPROVEMENTS | T 1 | FARMLAND | 3,530 |
| | R | | T 103 | RESIDENTIAL LAND & IMPROVEMENTS | 379,090 |
| | | | Taxable Total: | | 382,620 |
| | R | | E 901 | RURAL RESIDENCE EXEMPTION (RAP) | 65,110 |
| | R | | E 903 | FARM BUILDING EXEMPT | 106,080 |
| | | | 100% | Alberta School Foundation Fund | 171,190 |
| | | | Exempt Total: | | 171,190 |
| | | | Totals: | | 553,810 |
| 2806000 | SE-7-23-21-4 | 160.00 Acres | | | |
| | F | LAND | T 1 | FARMLAND | |
| | | | 100% | Alberta School Foundation Fund | 30,530 |
| 2807000 | SW-7-23-21-4 | 160.00 Acres | | | |
| | F | LAND | T 1 | FARMLAND | |
| | | | 100% | Alberta School Foundation Fund | 37,870 |
| 2808000 | NE-8-23-21-4 | 160.00 Acres | | | |
| | F | LAND | T 1 | FARMLAND | |
| | | | 100% | Alberta School Foundation Fund | 36,420 |
| 2809000 | NW-8-23-21-4 | 143.20 Acres | | | |
| | F | LAND | T 1 | FARMLAND | |
| | | | 100% | Alberta School Foundation Fund | 14,030 |
| 2809010 | 0710621 1 1 | NW-8-23-21-4 12.53 Acres | NE CORNER, N OF ROAD | | |
| | F | LAND & IMPROVEMENTS | T 1 | FARMLAND | 1,890 |
| | R | | T 103 | RESIDENTIAL LAND & IMPROVEMENTS | 94,510 |
| | | | Taxable Total: | | 96,400 |
| | R | | E 901 | RURAL RESIDENCE EXEMPTION (RAP) | 1,890 |
| | | | 100% | Alberta School Foundation Fund | 98,290 |
| | | | Totals: | | 98,290 |
| 2810000 | SE-8-23-21-4 | 155.00 Acres | | | |
| | F | LAND | T 1 | FARMLAND | |
| | | | 100% | Alberta School Foundation Fund | 32,670 |



2020 Assessment Roll (Valuation Date 1-July, 2020) 2021 Taxation Year, Wheatland County

Assessment Year: 2020
Tax Year: 2021

| Roll | Legal Address | Total |
|---------|--|-----------------------|
| 2810010 | 0211195 1 1 SE-8-23-21-4 5.00 Acres 231028 RGE RD 214 | NORTHEASTERLY PORTION |
| | R LAND & IMPROVEMENTS T 103 RESIDENTIAL LAND & IMPROVEMENTS Taxable Total: | 299,400 |
| | 100% Alberta School Foundation Fund | |
| 2811000 | SW-8-23-21-4 160.00 Acres | |
| | F LAND T 1 FARMLAND Taxable Total: | 27,900 |
| | 100% Alberta School Foundation Fund | |
| 2812000 | NE-9-23-21-4 154.28 Acres 231044 HWY 842 | |
| | F LAND & IMPROVEMENTS T 1 FARMLAND | 29,840 |
| | R T 103 RESIDENTIAL LAND & IMPROVEMENTS | 564,130 |
| | Taxable Total: | 593,970 |
| | R E 901 RURAL RESIDENCE EXEMPTION (RAP) | 30,770 |
| | 100% Alberta School Foundation Fund | |
| | Totals: | 624,740 |
| 2813000 | NE-9-23-21-4 3.08 Acres | NORTHEAST CORNER |
| | F LAND T 1 FARMLAND Taxable Total: | 190 |
| | 100% Alberta School Foundation Fund | |
| 2814000 | NW-9-23-21-4 160.00 Acres 231039A RGE RD 214 | |
| | F LAND & IMPROVEMENTS T 1 FARMLAND | 38,700 |
| | R T 103 RESIDENTIAL LAND & IMPROVEMENTS | 430,920 |
| | Taxable Total: | 469,620 |
| | R E 901 RURAL RESIDENCE EXEMPTION (RAP) | 123,080 |
| | R E 903 FARM BUILDING EXEMPT | 102,630 |
| | 100% Alberta School Foundation Fund | |
| | Exempt Total: | 225,710 |
| | Totals: | 695,330 |
| 2815000 | SE-9-23-21-4 157.94 Acres | |
| | F LAND T 1 FARMLAND Taxable Total: | 26,520 |
| | 100% Alberta School Foundation Fund | |
| 2816000 | SW-9-23-21-4 160.00 Acres | |
| | F LAND T 1 FARMLAND Taxable Total: | 36,860 |
| | 100% Alberta School Foundation Fund | |



2020 Assessment Roll (Valuation Date 1-July, 2020) 2021 Taxation Year, Wheatland County

Assessment Year: 2020
Tax Year: 2021

| Roll | Legal Address | | | | | Total |
|---------|---------------------------------------|---------------------------------------|----------------|--|---------|-------|
| 2817000 | NE-10-23-21-4 | 140.37 Acres | | | | |
| | F LAND | T 1 FARMLAND | Taxable Total: | | 32,860 | |
| | | 100% Alberta School Foundation Fund | | | | |
| 2817010 | 0511632 1 1 NE-10-23-21-4 18.98 Acres | SE Corner | | | | |
| | 231056 RGE RD 212 | | | | | |
| | F LAND & IMPROVEMENTS | T 1 FARMLAND | | | 2,290 | |
| | R | T 103 RESIDENTIAL LAND & IMPROVEMENTS | | | 342,510 | |
| | | Taxable Total: | | | 344,800 | |
| | R | E 901 RURAL RESIDENCE EXEMPTION (RAP) | | | 2,290 | |
| | | 100% Alberta School Foundation Fund | Totals: | | 347,090 | |
| 2818000 | NW-10-23-21-4 | 156.84 Acres | | | | |
| | F LAND | T 1 FARMLAND | Taxable Total: | | 29,640 | |
| | | 100% Alberta School Foundation Fund | | | | |
| 2819000 | SE-10-23-21-4 | 160.00 Acres | | | | |
| | F LAND | T 1 FARMLAND | Taxable Total: | | 36,280 | |
| | | 100% Alberta School Foundation Fund | | | | |
| 2820000 | SW-10-23-21-4 | 160.00 Acres | | | | |
| | F LAND | T 1 FARMLAND | Taxable Total: | | 30,370 | |
| | | 100% Alberta School Foundation Fund | | | | |
| 2821000 | NE-11-23-21-4 | 160.00 Acres | | | | |
| | F LAND | T 1 FARMLAND | Taxable Total: | | 40,100 | |
| | | 100% Alberta School Foundation Fund | | | | |
| 2822000 | NW-11-23-21-4 | 160.00 Acres | | | | |
| | F LAND | T 1 FARMLAND | Taxable Total: | | 40,100 | |
| | | 100% Alberta School Foundation Fund | | | | |
| 2823000 | SE-11-23-21-4 145.44 Acres | NORTH OF CANAL | | | | |
| | 231012 RGE RD 211 | | | | | |
| | F LAND & IMPROVEMENTS | T 1 FARMLAND | | | 25,880 | |
| | R | T 103 RESIDENTIAL LAND & IMPROVEMENTS | | | 151,730 | |
| | | Taxable Total: | | | 177,610 | |



2020 Assessment Roll (Valuation Date 1-July, 2020) 2021 Taxation Year, Wheatland County

Assessment Year: 2020
Tax Year: 2021

| Roll | Legal Address | | | | | Total |
|---------|---------------|---------------------|---|------|---------------------------------|-----------------------|
| | R | | E | 901 | RURAL RESIDENCE EXEMPTION (RAP) | 15,670 |
| | R | | E | 903 | FARM BUILDING EXEMPT | 56,770 |
| | | | | 100% | Alberta School Foundation Fund | Exempt Total: 72,440 |
| | | | | | | Totals: 250,050 |
| 2824000 | SE-11-23-21-4 | 14.75 Acres | | | SOUTH OF CANAL | |
| | F | LAND | T | 1 | FARMLAND | Taxable Total: 2,910 |
| | | | | 100% | Alberta School Foundation Fund | |
| 2825000 | SW-11-23-21-4 | 80.00 Acres | | | NORTH HALF | |
| | F | LAND | T | 1 | FARMLAND | Taxable Total: 20,310 |
| | | | | 100% | Alberta School Foundation Fund | |
| 2826000 | SW-11-23-21-4 | 79.37 Acres | | | SOUTH HALF | |
| | F | LAND | T | 1 | FARMLAND | Taxable Total: 14,740 |
| | | | | 100% | Alberta School Foundation Fund | |
| 2827000 | NE-12-23-21-4 | 160.00 Acres | | | | |
| | F | LAND | T | 1 | FARMLAND | Taxable Total: 40,150 |
| | | | | 100% | Alberta School Foundation Fund | |
| 2828000 | NW-12-23-21-4 | 150.25 Acres | | | | |
| | F | LAND | T | 1 | FARMLAND | Taxable Total: 37,940 |
| | | | | 100% | Alberta School Foundation Fund | |
| 2829000 | NW-12-23-21-4 | 9.75 Acres | | | SOUTHWEST CORNER | |
| | | 231047 RGE RD 211 | | | | |
| | F | LAND & IMPROVEMENTS | T | 1 | FARMLAND | 770 |
| | R | | T | 103 | RESIDENTIAL LAND & IMPROVEMENTS | 231,130 |
| | | | | | Taxable Total: | 231,900 |
| | R | | E | 901 | RURAL RESIDENCE EXEMPTION (RAP) | 770 |
| | | | | 100% | Alberta School Foundation Fund | Totals: 232,670 |
| 2830000 | SE-12-23-21-4 | 156.37 Acres | | | | |
| | F | LAND | T | 1 | FARMLAND | Taxable Total: 26,990 |
| | | | | 100% | Alberta School Foundation Fund | |



2020 Assessment Roll (Valuation Date 1-July, 2020) 2021 Taxation Year, Wheatland County

Assessment Year: 2020
Tax Year: 2021

| Roll | Legal Address | Total |
|---------|--|------------------------|
| 2831000 | SW-12-23-21-4 160.00 Acres 231001 RGE RD 211 | |
| | F LAND & IMPROVEMENTS T 1 FARMLAND | 16,110 |
| | R T 103 RESIDENTIAL LAND & IMPROVEMENTS | 204,260 |
| | | Taxable Total: 220,370 |
| | R E 901 RURAL RESIDENCE EXEMPTION (RAP) | 53,940 |
| | 100% Alberta School Foundation Fund Totals: | 274,310 |
| 2832000 | NE-13-23-21-4 160.00 Acres | |
| | F LAND T 1 FARMLAND | |
| | 100% Alberta School Foundation Fund Taxable Total: | 39,950 |
| 2833000 | NW-13-23-21-4 160.00 Acres | |
| | F LAND T 1 FARMLAND | |
| | 100% Alberta School Foundation Fund Taxable Total: | 39,580 |
| 2834000 | SE-13-23-21-4 160.00 Acres | |
| | F LAND T 1 FARMLAND | |
| | 100% Alberta School Foundation Fund Taxable Total: | 39,160 |
| 2835000 | SW-13-23-21-4 160.00 Acres | |
| | F LAND T 1 FARMLAND | |
| | 100% Alberta School Foundation Fund Taxable Total: | 37,540 |
| 2836000 | NE-14-23-21-4 160.00 Acres | |
| | F LAND T 1 FARMLAND | |
| | 100% Alberta School Foundation Fund Taxable Total: | 39,480 |
| 2837000 | NW-14-23-21-4 158.97 Acres | |
| | F LAND T 1 FARMLAND | |
| | 100% Alberta School Foundation Fund Taxable Total: | 39,630 |
| 2838000 | SE-14-23-21-4 152.58 Acres | |
| | F LAND T 1 FARMLAND | |
| | 100% Alberta School Foundation Fund Taxable Total: | 36,560 |



2020 Assessment Roll (Valuation Date 1-July, 2020) 2021 Taxation Year, Wheatland County

Assessment Year: 2020
Tax Year: 2021

| Roll | Legal Address | Total |
|---------|--|---|
| 2838010 | 0710209 1 1 SE-14-23-21-4 7.42 Acres 232004 RGE RD 211 R LAND & IMPROVEMENTS NR | SE CORNER Paradise Kennels T 103 RESIDENTIAL LAND & IMPROVEMENTS 374,760 T 105 NON-RESEIDENTIAL LAND & IMPROVEMENTS 94,690 100% Alberta School Foundation Fund Taxable Total: 469,450 |
| 2839000 | SW-14-23-21-4 159.35 Acres 211080 TWP RD 232 F LAND & IMPROVEMENTS R | T 1 FARMLAND 38,370 T 103 RESIDENTIAL LAND & IMPROVEMENTS 283,130 Taxable Total: 321,500 R E 901 RURAL RESIDENCE EXEMPTION (RAP) 30,770 100% Alberta School Foundation Fund Totals: 352,270 |
| 2840000 | NE-15-23-21-4 151.07 Acres F LAND | T 1 FARMLAND 100% Alberta School Foundation Fund Taxable Total: 31,870 |
| 2841000 | NW-15-23-21-4 79.99 Acres F LAND | NORTH HALF T 1 FARMLAND 100% Alberta School Foundation Fund Taxable Total: 19,740 |
| 2842000 | NW-15-23-21-4 72.30 Acres F LAND | SOUTH HALF T 1 FARMLAND 100% Alberta School Foundation Fund Taxable Total: 13,200 |
| 2843000 | SE-15-23-21-4 79.49 Acres F LAND | NORTH HALF T 1 FARMLAND 100% Alberta School Foundation Fund Taxable Total: 20,080 |
| 2844000 | SE-15-23-21-4 76.31 Acres F LAND | SOUTH HALF T 1 FARMLAND 100% Alberta School Foundation Fund Taxable Total: 15,650 |
| 2845000 | SW-15-23-21-4 116.18 Acres F LAND | LSD'S 3, 5 & 6 T 1 FARMLAND Taxable Total: 24,820 |



2020 Assessment Roll (Valuation Date 1-July, 2020) 2021 Taxation Year, Wheatland County

Assessment Year: 2020
Tax Year: 2021

| Roll | Legal Address | | | | | | Total |
|---------|---------------|---------------------|--|-----|---------------------------------|----------------|---------|
| | | | 100% Alberta School Foundation Fund | | | | |
| 2846000 | SW-15-23-21-4 | 32.54 Acres | LSD 4 | | | | |
| | F | LAND | T | 1 | FARMLAND | Taxable Total: | 2,540 |
| | | | 100% Alberta School Foundation Fund | | | | |
| 2847000 | SW-15-23-21-4 | 1.90 Acres | Ouelletteville Cemetery Additional Space | | | | |
| | NR | LAND | E | 164 | RELIGIOUS EXEMPT | Exempt Total: | 50,100 |
| | | | 100% Alberta School Foundation Fund | | | | |
| 2848000 | SW-15-23-21-4 | 1.88 Acres | SOUTHEAST CORNER | | | | |
| | | 212066 HWY 842 | | | | | |
| | R | LAND & IMPROVEMENTS | T | 103 | RESIDENTIAL LAND & IMPROVEMENTS | Taxable Total: | 209,100 |
| | | | 100% Alberta School Foundation Fund | | | | |
| 2849000 | SW-15-23-21-4 | 2.50 Acres | PORTION EAST OF RD WITHIN LSD4 Ouelletteville Cemetery | | | | |
| | NR | LAND | E | 159 | CEMETARY EXEMPT | Exempt Total: | 55,500 |
| | | | 100% Alberta School Foundation Fund | | | | |
| 2850000 | NE-16-23-21-4 | 160.00 Acres | | | | | |
| | F | LAND | T | 1 | FARMLAND | Taxable Total: | 36,650 |
| | | | 100% Alberta School Foundation Fund | | | | |
| 2851000 | NW-16-23-21-4 | 160.00 Acres | | | | | |
| | F | LAND | T | 1 | FARMLAND | Taxable Total: | 39,610 |
| | | | 100% Alberta School Foundation Fund | | | | |
| 2852000 | SE-16-23-21-4 | 142.66 Acres | WEST OF ROAD | | | | |
| | F | LAND | T | 1 | FARMLAND | Taxable Total: | 29,340 |
| | | | 100% Alberta School Foundation Fund | | | | |
| 2853000 | SE-16-23-21-4 | 13.28 Acres | EAST OF ROAD | | | | |
| | F | LAND & IMPROVEMENTS | T | 1 | FARMLAND | | 740 |
| | R | | T | 103 | RESIDENTIAL LAND & IMPROVEMENTS | | 79,000 |
| | | | Taxable Total: | | | | 79,740 |
| | R | | E | 901 | RURAL RESIDENCE EXEMPTION (RAP) | | 5,700 |
| | | | Totals: | | | | 85,440 |



2020 Assessment Roll (Valuation Date 1-July, 2020) 2021 Taxation Year, Wheatland County

Assessment Year: 2020
Tax Year: 2021

| Roll | Legal Address | 100% Alberta School Foundation Fund | | | | Total |
|---------|---------------|-------------------------------------|-------------------------------------|----------------|-------------|--------|
| 2854000 | SW-16-23-21-4 | 160.00 Acres | | | | |
| | F LAND | | T 1 FARMLAND | Taxable Total: | | 38,650 |
| | | | 100% Alberta School Foundation Fund | | | |
| 2855000 | NE-17-23-21-4 | 160.00 Acres | | | | |
| | F LAND | | T 1 FARMLAND | Taxable Total: | | 33,920 |
| | | | 100% Alberta School Foundation Fund | | | |
| 2856000 | NW-17-23-21-4 | 160.00 Acres | | | | |
| | F LAND | | T 1 FARMLAND | Taxable Total: | | 24,930 |
| | | | 100% Alberta School Foundation Fund | | | |
| 2857000 | SE-17-23-21-4 | 160.00 Acres | | | | |
| | F LAND | | T 1 FARMLAND | Taxable Total: | | 39,300 |
| | | | 100% Alberta School Foundation Fund | | | |
| 2858000 | SW-17-23-21-4 | 160.00 Acres | | | | |
| | F LAND | | T 1 FARMLAND | Taxable Total: | | 23,190 |
| | | | 100% Alberta School Foundation Fund | | | |
| 2859000 | NE-18-23-21-4 | 160.00 Acres | | | | |
| | F LAND | | T 1 FARMLAND | Taxable Total: | | 33,940 |
| | | | 100% Alberta School Foundation Fund | | | |
| 2860000 | NW-18-23-21-4 | 80.00 Acres | | | LSD 13 & 14 | |
| | F LAND | | T 1 FARMLAND | Taxable Total: | | 6,250 |
| | | | 100% Alberta School Foundation Fund | | | |
| 2861000 | NW-18-23-21-4 | 80.00 Acres | | | LSD 11 & 12 | |
| | F LAND | | T 1 FARMLAND | Taxable Total: | | 18,410 |
| | | | 100% Alberta School Foundation Fund | | | |
| 2862000 | SE-18-23-21-4 | 160.00 Acres | | | | |
| | F LAND | | T 1 FARMLAND | Taxable Total: | | 35,690 |



2020 Assessment Roll (Valuation Date 1-July, 2020) 2021 Taxation Year, Wheatland County

Assessment Year: 2020
Tax Year: 2021

| Roll | Legal Address | | | | | | Total |
|---------|---------------|------|--------------|---|-------------------------------------|----------------|--------|
| 2863000 | SW-18-23-21-4 | | 160.00 Acres | | 100% Alberta School Foundation Fund | | |
| | F | LAND | T | 1 | FARMLAND | Taxable Total: | 38,950 |
| 2864000 | NE-19-23-21-4 | | 160.00 Acres | | 100% Alberta School Foundation Fund | | |
| | F | LAND | T | 1 | FARMLAND | Taxable Total: | 11,240 |
| 2865000 | NW-19-23-21-4 | | 159.71 Acres | | 100% Alberta School Foundation Fund | | |
| | F | LAND | T | 1 | FARMLAND | Taxable Total: | 16,080 |
| 2866000 | SE-19-23-21-4 | | 160.00 Acres | | 100% Alberta School Foundation Fund | | |
| | F | LAND | T | 1 | FARMLAND | Taxable Total: | 11,840 |
| 2867000 | SW-19-23-21-4 | | 158.68 Acres | | 100% Alberta School Foundation Fund | | |
| | F | LAND | T | 1 | FARMLAND | Taxable Total: | 11,390 |
| 2868000 | NE-20-23-21-4 | | 130.99 Acres | | WEST OF ROAD | | |
| | F | LAND | T | 1 | FARMLAND | Taxable Total: | 27,030 |
| 2869000 | NE-20-23-21-4 | | 24.50 Acres | | EAST OF ROAD | | |
| | F | LAND | T | 1 | FARMLAND | Taxable Total: | 3,340 |
| 2870000 | NW-20-23-21-4 | | 160.00 Acres | | 100% Alberta School Foundation Fund | | |
| | F | LAND | T | 1 | FARMLAND | Taxable Total: | 11,260 |
| 2871000 | SE-20-23-21-4 | | 160.00 Acres | | 100% Alberta School Foundation Fund | | |



2020 Assessment Roll (Valuation Date 1-July, 2020) 2021 Taxation Year, Wheatland County

Assessment Year: 2020
Tax Year: 2021

| Roll | Legal Address | | | | | Total |
|---------|----------------------------|--------------|--|-------------------------------------|-------------------------------|--------|
| | F | LAND | | T 1 FARMLAND | Taxable Total: | 13,520 |
| | | | | 100% Alberta School Foundation Fund | | |
| 2872000 | SW-20-23-21-4 | 160.00 Acres | | | | |
| | F | LAND | | T 1 FARMLAND | Taxable Total: | 11,280 |
| | | | | 100% Alberta School Foundation Fund | | |
| 2873000 | OT-20-23-21-4 | 3.57 Acres | | | S.CENTRAL PTN OF RD.ALLOWANCE | |
| | F | LAND | | T 1 FARMLAND | Taxable Total: | 490 |
| | | | | 100% Alberta School Foundation Fund | | |
| 2874000 | NE-21-23-21-4 | 128.90 Acres | | | SOUTH AND WEST OF CREEK | |
| | F | LAND | | T 1 FARMLAND | Taxable Total: | 26,890 |
| | | | | 100% Alberta School Foundation Fund | | |
| 2875000 | 3907FS D,E NE-21-23-21-4 | 8.70 Acres | | | EAST OF CREEK | |
| | F | LAND | | T 1 FARMLAND | Taxable Total: | 1,110 |
| | | | | 100% Alberta School Foundation Fund | | |
| 2876000 | 3907FS A,B,C NE-21-23-21-4 | 25.70 Acres | | | IN NE & NW-NORTH OF CREEK | |
| | F | LAND | | T 1 FARMLAND | Taxable Total: | 1,840 |
| | | | | 100% Alberta School Foundation Fund | | |
| 2877000 | NW-21-23-21-4 | 156.19 Acres | | | | |
| | F | LAND | | T 1 FARMLAND | Taxable Total: | 22,860 |
| | | | | 100% Alberta School Foundation Fund | | |
| 2878000 | SE-21-23-21-4 | 160.00 Acres | | | | |
| | F | LAND | | T 1 FARMLAND | Taxable Total: | 33,950 |
| | | | | 100% Alberta School Foundation Fund | | |
| 2879000 | SW-21-23-21-4 | 160.00 Acres | | | | |
| | F | LAND | | T 1 FARMLAND | Taxable Total: | 35,850 |
| | | | | 100% Alberta School Foundation Fund | | |



2020 Assessment Roll (Valuation Date 1-July, 2020) 2021 Taxation Year, Wheatland County

Assessment Year: 2020
Tax Year: 2021

| Roll | Legal Address | | | | | Total |
|---------|------------------------|--------------|-------------------------------------|----------------|--|--------|
| 2880000 | NE-22-23-21-4 | 105.63 Acres | SOUTH OF CREEK | | | |
| | F LAND | | T 1 FARMLAND | Taxable Total: | | 20,270 |
| | | | 100% Alberta School Foundation Fund | | | |
| 2881000 | 9293FD B NE-22-23-21-4 | 45.52 Acres | NORTH OF CREEK | | | |
| | F LAND | | T 1 FARMLAND | Taxable Total: | | 6,950 |
| | | | 100% Alberta School Foundation Fund | | | |
| 2882000 | 8596GD C NE-22-23-21-4 | 2.00 Acres | WEST OF CREEK | | | |
| | F LAND | | T 1 FARMLAND | Taxable Total: | | 190 |
| | | | 100% Alberta School Foundation Fund | | | |
| 2883000 | NW-22-23-21-4 | 160.00 Acres | | | | |
| | F LAND | | T 1 FARMLAND | Taxable Total: | | 27,860 |
| | | | 100% Alberta School Foundation Fund | | | |
| 2884000 | SE-22-23-21-4 | 158.97 Acres | | | | |
| | F LAND | | T 1 FARMLAND | Taxable Total: | | 35,010 |
| | | | 100% Alberta School Foundation Fund | | | |
| 2885000 | SW-22-23-21-4 | 160.00 Acres | | | | |
| | F LAND | | T 1 FARMLAND | Taxable Total: | | 35,900 |
| | | | 100% Alberta School Foundation Fund | | | |
| 2886000 | NE-23-23-21-4 | 148.40 Acres | SOUTH OF CREEK | | | |
| | F LAND | | T 1 FARMLAND | Taxable Total: | | 33,040 |
| | | | 100% Alberta School Foundation Fund | | | |
| 2887000 | 6429FB H NE-23-23-21-4 | 11.60 Acres | N.E. CORNER, NORTH OF CREEK | | | |
| | F LAND | | T 1 FARMLAND | Taxable Total: | | 1,080 |
| | | | 100% Alberta School Foundation Fund | | | |
| 2888000 | NW-23-23-21-4 | 155.36 Acres | | | | |
| | F LAND | | T 1 FARMLAND | Taxable Total: | | 37,170 |



2020 Assessment Roll (Valuation Date 1-July, 2020) 2021 Taxation Year, Wheatland County

Assessment Year: 2020
Tax Year: 2021

| Roll | Legal Address | | | | Total | |
|---------|--|---------------------|---|-----|-------------------------------------|-----------------------|
| 2888010 | 6429FB B,D NW-23-23-21-4 1.29 Acres | | | | 100% Alberta School Foundation Fund | |
| | NORTHEAST CORNER | | | | | |
| | F | LAND | T | 1 | FARMLAND | Taxable Total: 80 |
| | | | | | 100% Alberta School Foundation Fund | |
| 2889000 | SE-23-23-21-4 140.00 Acres | | | | LSD 1,2,7&NORTH HALF OF 8 | |
| | F | LAND | T | 1 | FARMLAND | Taxable Total: 35,110 |
| | | | | | 100% Alberta School Foundation Fund | |
| 2890000 | SE-23-23-21-4 20.00 Acres | | | | S1/2 LSD 8 | |
| | 233030 RGE RD 211 | | | | | |
| | F | LAND & IMPROVEMENTS | T | 1 | FARMLAND | 3,490 |
| | R | | T | 103 | RESIDENTIAL LAND & IMPROVEMENTS | 209,110 |
| | | | | | Taxable Total: 212,600 | |
| | R | | E | 901 | RURAL RESIDENCE EXEMPTION (RAP) | 3,490 |
| | | | | | 100% Alberta School Foundation Fund | |
| | | | | | Totals: 216,090 | |
| 2891000 | SW-23-23-21-4 158.97 Acres | | | | | |
| | F | LAND | T | 1 | FARMLAND | Taxable Total: 39,640 |
| | | | | | 100% Alberta School Foundation Fund | |
| 2892000 | 549FE G,H,K,M N -24-23-21-4 100.90 Acres | | | | N OF CREEK IN NE & NW | |
| | F | LAND | T | 1 | FARMLAND | Taxable Total: 13,040 |
| | | | | | 100% Alberta School Foundation Fund | |
| 2893000 | N -24-23-21-4 215.40 Acres | | | | SOUTH OF CREEK | |
| | F | LAND | T | 1 | FARMLAND | Taxable Total: 47,110 |
| | | | | | 100% Alberta School Foundation Fund | |
| 2894000 | 8280EP C,D NE-24-23-21-4 3.30 Acres | | | | CENTRAL EAST CORNER | |
| | NR | LAND | E | 155 | WHEATLAND COUNTY EXEMPT | Exempt Total: 57,610 |
| | | | | | 100% Alberta School Foundation Fund | |
| 2897000 | 549FE P NW-24-23-21-4 0.40 Acres | | | | NORTHWEST CORNER OF QUARTER | |
| | R | LAND | T | 104 | RESIDENTIAL VACANT LAND | Taxable Total: 11,100 |



2020 Assessment Roll (Valuation Date 1-July, 2020) 2021 Taxation Year, Wheatland County

Assessment Year: 2020
Tax Year: 2021

| Roll | Legal Address | | | | | | Total |
|---------|---------------|--------------------------|-------------------------------------|--|----------------|------------------|--------|
| | | | 100% Alberta School Foundation Fund | | | | |
| 2898000 | SE-24-23-21-4 | 160.00 Acres | | | | | |
| | F LAND | | T 1 FARMLAND | | Taxable Total: | | 40,270 |
| | | | 100% Alberta School Foundation Fund | | | | |
| 2899000 | SW-24-23-21-4 | 160.00 Acres | | | | | |
| | F LAND | | T 1 FARMLAND | | Taxable Total: | | 40,910 |
| | | | 100% Alberta School Foundation Fund | | | | |
| 2900000 | NE-25-23-21-4 | 160.00 Acres | | | | | |
| | F LAND | | T 1 FARMLAND | | Taxable Total: | | 39,640 |
| | | | 100% Alberta School Foundation Fund | | | | |
| 2901000 | NW-25-23-21-4 | 160.00 Acres | | | | | |
| | F LAND | | T 1 FARMLAND | | Taxable Total: | | 38,990 |
| | | | 100% Alberta School Foundation Fund | | | | |
| 2902000 | SE-25-23-21-4 | 160.00 Acres | | | | | |
| | F LAND | | T 1 FARMLAND | | Taxable Total: | | 38,470 |
| | | | 100% Alberta School Foundation Fund | | | | |
| 2903000 | SW-25-23-21-4 | 150.50 Acres | | | | NORTH OF CREEK | |
| | F LAND | | T 1 FARMLAND | | Taxable Total: | | 29,240 |
| | | | 100% Alberta School Foundation Fund | | | | |
| 2904000 | 549FE N,L,J,O | SW-25-23-21-4 4.30 Acres | | | | SOUTHWEST CORNER | |
| | F LAND | | T 1 FARMLAND | | Taxable Total: | | 430 |
| | | | 100% Alberta School Foundation Fund | | | | |
| 2905000 | NE-26-23-21-4 | 160.00 Acres | | | | | |
| | F LAND | | T 1 FARMLAND | | Taxable Total: | | 33,410 |
| | | | 100% Alberta School Foundation Fund | | | | |
| 2906000 | NW-26-23-21-4 | 158.97 Acres | | | | | |



2020 Assessment Roll (Valuation Date 1-July, 2020) 2021 Taxation Year, Wheatland County

Assessment Year: 2020
Tax Year: 2021

| Roll | Legal Address | | | | | Taxable Total: | Total |
|---------|----------------|---------------------------|---|-----|-------------------------------------|--|-----------|
| | F | LAND | T | 1 | FARMLAND | | 32,180 |
| | | | | | 100% Alberta School Foundation Fund | | |
| 2907000 | SE-26-23-21-4 | 132.77 Acres | | | | NORTH OF CREEK | |
| | F | LAND | T | 1 | FARMLAND | Taxable Total: | 26,190 |
| | | | | | 100% Alberta School Foundation Fund | | |
| 2908000 | 6429FB C,E,F,G | SE-26-23-21-4 37.14 Acres | | | | SOUTHWEST CORNER | |
| | F | LAND | T | 1 | FARMLAND | Taxable Total: | 6,050 |
| | | | | | 100% Alberta School Foundation Fund | | |
| 2910000 | SW-26-23-21-4 | 139.07 Acres | | | | NORTH OF CREEK | |
| | F | LAND | T | 1 | FARMLAND | Taxable Total: | 29,150 |
| | | | | | 100% Alberta School Foundation Fund | | |
| 2912000 | NE-27-23-21-4 | 158.97 Acres | | | | | |
| | F | LAND | T | 1 | FARMLAND | Taxable Total: | 38,470 |
| | | | | | 100% Alberta School Foundation Fund | | |
| 2913000 | NW-27-23-21-4 | 158.58 Acres | | | | TWIN CREEK HUTTERIAN COLONY Twin Creek Colony | |
| | | 234071 RGE RD 213 | | | | | |
| | F | LAND & IMPROVEMENTS | T | 1 | FARMLAND | | 37,170 |
| | R | | T | 103 | RESIDENTIAL LAND & IMPROVEMENTS | | 3,505,290 |
| | | | | | | Taxable Total: | 3,542,460 |
| | NR | | E | 156 | SCHOOLS EXEMPT | | 530,570 |
| | R | | E | 901 | RURAL RESIDENCE EXEMPTION (RAP) | | 1,015,410 |
| | | | | | 100% Alberta School Foundation Fund | Exempt Total: | 1,545,980 |
| | | | | | | Totals: | 5,088,440 |
| 2913010 | 9812383 1 | NW-27-23-21-4 1.42 Acres | | | | CEMENTARY FOR TWIN CRK COLONY Twin Creek Colony Cemetery | |
| | NR | LAND | E | 159 | CEMETARY EXEMPT | Exempt Total: | 45,780 |
| | | | | | 100% Alberta School Foundation Fund | | |
| 2914000 | SE-27-23-21-4 | 158.89 Acres | | | | | |
| | F | LAND | T | 1 | FARMLAND | Taxable Total: | 36,370 |
| | | | | | 100% Alberta School Foundation Fund | | |



2020 Assessment Roll (Valuation Date 1-July, 2020) 2021 Taxation Year, Wheatland County

Assessment Year: 2020
Tax Year: 2021

| Roll | Legal Address | Total |
|---------|--|-------|
| 2915000 | SW-27-23-21-4 160.00 Acres | |
| | F LAND T 1 FARMLAND Taxable Total: 36,870 | |
| | 100% Alberta School Foundation Fund | |
| 2916000 | NE-28-23-21-4 160.00 Acres Twin Creek Colony Truss Shop | |
| | F LAND & IMPROVEMENTS T 1 FARMLAND 37,860 | |
| | ME T 7 MACHINERY & EQUIPMENT 551,120 | |
| | NR T 105 NON-RESEIDENTIAL LAND & IMPROVEMENTS 1,887,450 | |
| | 100% Alberta School Foundation Fund Taxable Total: 2,476,430 | |
| 2917000 | NW-28-23-21-4 152.89 Acres | |
| | F LAND T 1 FARMLAND Taxable Total: 34,760 | |
| | 100% Alberta School Foundation Fund | |
| 2917010 | 0414339 1 1 NW-28-23-21-4 7.11 Acres Strip on West Side | |
| | 234077 RGE RD 214 | |
| | F LAND & IMPROVEMENTS T 1 FARMLAND 460 | |
| | R T 103 RESIDENTIAL LAND & IMPROVEMENTS 310,640 | |
| | R Taxable Total: 311,100 | |
| | E 901 RURAL RESIDENCE EXEMPTION (RAP) 460 | |
| | 100% Alberta School Foundation Fund Totals: 311,560 | |
| 2918000 | SE-28-23-21-4 160.00 Acres | |
| | F LAND T 1 FARMLAND Taxable Total: 28,070 | |
| | 100% Alberta School Foundation Fund | |
| 2919000 | SW-28-23-21-4 160.00 Acres | |
| | F LAND T 1 FARMLAND Taxable Total: 31,520 | |
| | 100% Alberta School Foundation Fund | |
| 2920000 | NE-29-23-21-4 129.58 Acres | |
| | F LAND T 1 FARMLAND Taxable Total: 25,580 | |
| | 100% Alberta School Foundation Fund | |
| 2920010 | 1912419 3 1 NE-29-23-21-4 25.20 Acres NE Corner | |
| | 234078 RGE RD 214 | |
| | F LAND & IMPROVEMENTS T 1 FARMLAND 4,200 | |



2020 Assessment Roll (Valuation Date 1-July, 2020) 2021 Taxation Year, Wheatland County

Assessment Year: 2020
Tax Year: 2021

| Roll | Legal Address | | | | | Total |
|---------|----------------------------|---|--------|---------------------------------|----------------|---------|
| | R | T | 103 | RESIDENTIAL LAND & IMPROVEMENTS | | 268,660 |
| | | | | Taxable Total: | | 272,860 |
| | R | E | 901 | RURAL RESIDENCE EXEMPTION (RAP) | | 61,540 |
| | R | E | 903 | FARM BUILDING EXEMPT | | 4,970 |
| | | | 100% | Alberta School Foundation Fund | Exempt Total: | 66,510 |
| | | | | Totals: | | 339,370 |
| 2921000 | 3462FA B,C,D NE-29-23-21-4 | | 8.62 | Acres | | |
| | F LAND | T | 1 | FARMLAND | Taxable Total: | 590 |
| | | | 100% | Alberta School Foundation Fund | | |
| 2922000 | NW-29-23-21-4 | | 156.60 | Acres | | |
| | F LAND | T | 1 | FARMLAND | Taxable Total: | 26,990 |
| | | | 100% | Alberta School Foundation Fund | | |
| 2924000 | SE-29-23-21-4 | | 160.00 | Acres | | |
| | F LAND | T | 1 | FARMLAND | Taxable Total: | 34,820 |
| | | | 100% | Alberta School Foundation Fund | | |
| 2925000 | SW-29-23-21-4 | | 160.00 | Acres | | |
| | F LAND | T | 1 | FARMLAND | Taxable Total: | 28,790 |
| | | | 100% | Alberta School Foundation Fund | | |
| 2926000 | NE-30-23-21-4 | | 160.00 | Acres | | |
| | F LAND | T | 1 | FARMLAND | Taxable Total: | 30,920 |
| | | | 100% | Alberta School Foundation Fund | | |
| 2927000 | NW-30-23-21-4 | | 160.00 | Acres | | |
| | F LAND | T | 1 | FARMLAND | Taxable Total: | 36,890 |
| | | | 100% | Alberta School Foundation Fund | | |
| 2928000 | SE-30-23-21-4 | | 160.00 | Acres | | |
| | F LAND | T | 1 | FARMLAND | Taxable Total: | 32,600 |
| | | | 100% | Alberta School Foundation Fund | | |
| 2929000 | SW-30-23-21-4 | | 160.00 | Acres | | |



2020 Assessment Roll (Valuation Date 1-July, 2020) 2021 Taxation Year, Wheatland County

Assessment Year: 2020
Tax Year: 2021

| Roll | Legal Address | | | | | Taxable Total: | Total |
|---------|------------------------|--------------|---|---|-------------------------------------|----------------------------|--------|
| | F | LAND | T | 1 | FARMLAND | | |
| | | | | | 100% Alberta School Foundation Fund | | 17,060 |
| 2930000 | NE-31-23-21-4 | 160.00 Acres | | | | | |
| | F | LAND | T | 1 | FARMLAND | Taxable Total: | 40,290 |
| | | | | | 100% Alberta School Foundation Fund | | |
| 2931000 | NW-31-23-21-4 | 160.00 Acres | | | | | |
| | F | LAND | T | 1 | FARMLAND | Taxable Total: | 11,520 |
| | | | | | 100% Alberta School Foundation Fund | | |
| 2932000 | SE-31-23-21-4 | 155.10 Acres | | | | | |
| | | | | | | NORTH OF CREEK | |
| | F | LAND | T | 1 | FARMLAND | Taxable Total: | 35,410 |
| | | | | | 100% Alberta School Foundation Fund | | |
| 2933000 | 8415FB A SE-31-23-21-4 | 4.90 Acres | | | | SW. CORNER, SOUTH OF CREEK | |
| | F | LAND | T | 1 | FARMLAND | Taxable Total: | 330 |
| | | | | | 100% Alberta School Foundation Fund | | |
| 2934000 | SW-31-23-21-4 | 160.00 Acres | | | | | |
| | F | LAND | T | 1 | FARMLAND | Taxable Total: | 11,860 |
| | | | | | 100% Alberta School Foundation Fund | | |
| 2935000 | NE-32-23-21-4 | 160.00 Acres | | | | | |
| | F | LAND | T | 1 | FARMLAND | Taxable Total: | 39,060 |
| | | | | | 100% Alberta School Foundation Fund | | |
| 2936000 | NW-32-23-21-4 | 160.00 Acres | | | | | |
| | F | LAND | T | 1 | FARMLAND | Taxable Total: | 34,750 |
| | | | | | 100% Alberta School Foundation Fund | | |
| 2937000 | SE-32-23-21-4 | 159.80 Acres | | | | | |
| | F | LAND | T | 1 | FARMLAND | Taxable Total: | 38,130 |
| | | | | | 100% Alberta School Foundation Fund | | |



2020 Assessment Roll (Valuation Date 1-July, 2020) 2021 Taxation Year, Wheatland County

Assessment Year: 2020
Tax Year: 2021

| Roll | Legal Address | | | | | | Total |
|---------|---------------|---------------|--------------|-------|-------------------------------------|----------------|--------|
| 2938000 | 3462FA F | SE-32-23-21-4 | 0.20 Acres | | SW.CORNER,SOUTH OF CREEK | | |
| | NR | LAND | | E 160 | TAX RECOVERY EXEMPT | Exempt Total: | 14,660 |
| | | | | | 100% Alberta School Foundation Fund | | |
| 2939000 | SW-32-23-21-4 | | 158.30 Acres | | | | |
| | F | LAND | | T 1 | FARMLAND | Taxable Total: | 35,180 |
| | | | | | 100% Alberta School Foundation Fund | | |
| 2940000 | 3462FA A | SW-32-23-21-4 | 1.70 Acres | | SE.CORNER, SOUTH OF CREEK | | |
| | NR | LAND | | E 155 | WHEATLAND COUNTY EXEMPT | Exempt Total: | 48,300 |
| | | | | | 100% Alberta School Foundation Fund | | |
| 2941000 | NE-33-23-21-4 | | 160.00 Acres | | | | |
| | F | LAND | | T 1 | FARMLAND | Taxable Total: | 38,900 |
| | | | | | 100% Alberta School Foundation Fund | | |
| 2942000 | NW-33-23-21-4 | | 160.00 Acres | | | | |
| | F | LAND | | T 1 | FARMLAND | Taxable Total: | 36,480 |
| | | | | | 100% Alberta School Foundation Fund | | |
| 2943000 | SE-33-23-21-4 | | 160.00 Acres | | | | |
| | F | LAND | | T 1 | FARMLAND | Taxable Total: | 37,980 |
| | | | | | 100% Alberta School Foundation Fund | | |
| 2944000 | SW-33-23-21-4 | | 160.00 Acres | | | | |
| | F | LAND | | T 1 | FARMLAND | Taxable Total: | 37,700 |
| | | | | | 100% Alberta School Foundation Fund | | |
| 2945000 | NE-34-23-21-4 | | 157.15 Acres | | | | |
| | F | LAND | | T 1 | FARMLAND | Taxable Total: | 27,610 |
| | | | | | 100% Alberta School Foundation Fund | | |
| 2946000 | NW-34-23-21-4 | | 158.71 Acres | | | | |
| | F | LAND | | T 1 | FARMLAND | Taxable Total: | 35,800 |



2020 Assessment Roll (Valuation Date 1-July, 2020) 2021 Taxation Year, Wheatland County

Assessment Year: 2020
Tax Year: 2021

| Roll | Legal Address | | | | | | Total |
|---------|-----------------------|--------------|-------------------------------------|---------------------------------|----------------|--|---------|
| | | | 100% Alberta School Foundation Fund | | | | |
| 2947000 | SE-34-23-21-4 | 146.82 Acres | | | | | |
| | F LAND | | T 1 | FARMLAND | Taxable Total: | | 26,610 |
| | | | 100% Alberta School Foundation Fund | | | | |
| 2948000 | SW-34-23-21-4 | 160.00 Acres | | | | | |
| | F LAND | | T 1 | FARMLAND | Taxable Total: | | 39,060 |
| | | | 100% Alberta School Foundation Fund | | | | |
| 2949000 | NE-35-23-21-4 | 160.00 Acres | | | | | |
| | F LAND | | T 1 | FARMLAND | Taxable Total: | | 39,090 |
| | | | 100% Alberta School Foundation Fund | | | | |
| 2950000 | NW-35-23-21-4 | 158.97 Acres | | | | | |
| | F LAND | | T 1 | FARMLAND | Taxable Total: | | 39,180 |
| | | | 100% Alberta School Foundation Fund | | | | |
| 2951000 | SE-35-23-21-4 | 160.00 Acres | | | | | |
| | F LAND | | T 1 | FARMLAND | Taxable Total: | | 38,970 |
| | | | 100% Alberta School Foundation Fund | | | | |
| 2952000 | SW-35-23-21-4 | 158.97 Acres | | | | | |
| | F LAND | | T 1 | FARMLAND | Taxable Total: | | 35,380 |
| | | | 100% Alberta School Foundation Fund | | | | |
| 2953000 | NE-36-23-21-4 | 160.00 Acres | | | | | |
| | 235066 RGE RD 210 | | | | | | |
| | F LAND & IMPROVEMENTS | | T 1 | FARMLAND | | | 38,170 |
| | R | | T 103 | RESIDENTIAL LAND & IMPROVEMENTS | | | 187,360 |
| | | | Taxable Total: | | | | 225,530 |
| | R | | E 901 | RURAL RESIDENCE EXEMPTION (RAP) | | | 61,540 |
| | | | 100% Alberta School Foundation Fund | | | | |
| | | | Totals: | | | | 287,070 |
| 2954000 | NW-36-23-21-4 | 160.00 Acres | | | | | |
| | F LAND | | T 1 | FARMLAND | Taxable Total: | | 38,840 |



2020 Assessment Roll (Valuation Date 1-July, 2020) 2021 Taxation Year, Wheatland County

Assessment Year: 2020
Tax Year: 2021

| Roll | Legal Address | | | | | | Total |
|---------|------------------------|--------------|-------------------------------------|----------------|--|--|--------|
| | | | 100% Alberta School Foundation Fund | | | | |
| 2955000 | SE-36-23-21-4 | 160.00 Acres | | | | | |
| | F LAND | | T 1 FARMLAND | Taxable Total: | | | 36,930 |
| | | | 100% Alberta School Foundation Fund | | | | |
| 2956000 | SW-36-23-21-4 | 160.00 Acres | | | | | |
| | F LAND | | T 1 FARMLAND | Taxable Total: | | | 37,790 |
| | | | 100% Alberta School Foundation Fund | | | | |
| 2957000 | NE-1-24-21-4 | 160.00 Acres | | | | | |
| | F LAND | | T 1 FARMLAND | Taxable Total: | | | 39,480 |
| | | | 100% Alberta School Foundation Fund | | | | |
| 2958000 | NW-1-24-21-4 | 160.00 Acres | | | | | |
| | F LAND | | T 1 FARMLAND | Taxable Total: | | | 38,980 |
| | | | 100% Alberta School Foundation Fund | | | | |
| 2959000 | SE-1-24-21-4 | 160.00 Acres | | | | | |
| | F LAND | | T 1 FARMLAND | Taxable Total: | | | 39,290 |
| | | | 100% Alberta School Foundation Fund | | | | |
| 2960000 | SW-1-24-21-4 | 160.00 Acres | | | | | |
| | F LAND | | T 1 FARMLAND | Taxable Total: | | | 38,230 |
| | | | 100% Alberta School Foundation Fund | | | | |
| 2961000 | 9212526 4 N -2-24-21-4 | 154.42 Acres | S 1/2 of N 1/2 | | | | |
| | F LAND | | T 1 FARMLAND | Taxable Total: | | | 37,740 |
| | | | 100% Alberta School Foundation Fund | | | | |
| 2962000 | 9212526 3 N -2-24-21-4 | 154.14 Acres | N 1/2 of N1/2 | | | | |
| | F LAND | | T 1 FARMLAND | Taxable Total: | | | 38,730 |
| | | | 100% Alberta School Foundation Fund | | | | |
| 2962010 | 9212526 1 NW-2-24-21-4 | 7.76 Acres | CENTRAL WEST PORTION | | | | |
| | 240061 HWY 842 | | | | | | |



2020 Assessment Roll (Valuation Date 1-July, 2020) 2021 Taxation Year, Wheatland County

Assessment Year: 2020
Tax Year: 2021

| Roll | Legal Address | | | | Total |
|---------|---------------|-------------------------|-------|--|-----------------------|
| | F | LAND & IMPROVEMENTS | T 1 | FARMLAND | 860 |
| | R | | T 103 | RESIDENTIAL LAND & IMPROVEMENTS | 412,440 |
| | | | | Taxable Total: | 413,300 |
| | R | | E 901 | RURAL RESIDENCE EXEMPTION (RAP) | 860 |
| | | | 100% | Alberta School Foundation Fund | Totals: 414,160 |
| 2962020 | 9212526 2 | NW-2-24-21-4 2.83 Acres | | SOUTHWEST CORNER of NORTH HALF | |
| | 240051 | HWY 842 | | | |
| | R | LAND & IMPROVEMENTS | T 103 | RESIDENTIAL LAND & IMPROVEMENTS Taxable Total: | 226,500 |
| | | | 100% | Alberta School Foundation Fund | |
| 2963000 | SE-2-24-21-4 | 156.00 Acres | | | |
| | F | LAND | T 1 | FARMLAND | Taxable Total: 37,230 |
| | | | 100% | Alberta School Foundation Fund | |
| 2963010 | 1710442 2 1 | SE-2-24-21-4 4.00 Acres | | 48M east of SW corner | |
| | 211036 | TWP RD 240 | | | |
| | R | LAND & IMPROVEMENTS | T 103 | RESIDENTIAL LAND & IMPROVEMENTS Taxable Total: | 267,800 |
| | | | 100% | Alberta School Foundation Fund | |
| 2964000 | SW-2-24-21-4 | 80.00 Acres | | EAST HALF | |
| | F | LAND | T 1 | FARMLAND | Taxable Total: 18,850 |
| | | | 100% | Alberta School Foundation Fund | |
| 2965000 | SW-2-24-21-4 | 78.97 Acres | | WEST HALF | |
| | F | LAND | T 1 | FARMLAND | Taxable Total: 18,460 |
| | | | 100% | Alberta School Foundation Fund | |
| 2966000 | NE-3-24-21-4 | 158.97 Acres | | | |
| | F | LAND | T 1 | FARMLAND | Taxable Total: 37,380 |
| | | | 100% | Alberta School Foundation Fund | |
| 2967000 | NW-3-24-21-4 | 160.00 Acres | | | |
| | F | LAND | T 1 | FARMLAND | Taxable Total: 30,240 |
| | | | 100% | Alberta School Foundation Fund | |
| 2968000 | SE-3-24-21-4 | 158.97 Acres | | | |
| | F | LAND | T 1 | FARMLAND | Taxable Total: 37,250 |



2020 Assessment Roll (Valuation Date 1-July, 2020) 2021 Taxation Year, Wheatland County

Assessment Year: 2020
Tax Year: 2021

| Roll | Legal Address | | | | | Total |
|---------|------------------------------------|--------------|---------------------------------------|----------------|--|---------|
| | | | 100% Alberta School Foundation Fund | | | |
| 2969000 | SW-3-24-21-4 | 156.91 Acres | | | | |
| | F LAND | | T 1 FARMLAND | Taxable Total: | | 33,890 |
| | | | 100% Alberta School Foundation Fund | | | |
| 2969010 | 9312396 1 SW-3-24-21-4 3.09 Acres | | SOUTHWEST CORNER | | | |
| | 212080 TWP RD 240 | | | | | |
| | R LAND & IMPROVEMENTS | | T 103 RESIDENTIAL LAND & IMPROVEMENTS | Taxable Total: | | 315,800 |
| | | | 100% Alberta School Foundation Fund | | | |
| 2970000 | NE-4-24-21-4 | 146.73 Acres | | | | |
| | F LAND | | T 1 FARMLAND | Taxable Total: | | 36,570 |
| | | | 100% Alberta School Foundation Fund | | | |
| 2970010 | 9910321 1 NE-4-24-21-4 13.27 Acres | | SOUTHEASTERLY CORNER | | | |
| | 240064 RGE RD 213 | | | | | |
| | R LAND & IMPROVEMENTS | | T 103 RESIDENTIAL LAND & IMPROVEMENTS | Taxable Total: | | 371,200 |
| | | | 100% Alberta School Foundation Fund | | | |
| 2971000 | NW-4-24-21-4 | 80.00 Acres | LSD 11 & 14 | | | |
| | F LAND | | T 1 FARMLAND | Taxable Total: | | 19,020 |
| | | | 100% Alberta School Foundation Fund | | | |
| 2972000 | NW-4-24-21-4 | 80.00 Acres | WEST HALF | | | |
| | F LAND | | T 1 FARMLAND | Taxable Total: | | 19,050 |
| | | | 100% Alberta School Foundation Fund | | | |
| 2973000 | SE-4-24-21-4 | 80.00 Acres | EAST HALF | | | |
| | F LAND | | T 1 FARMLAND | Taxable Total: | | 19,350 |
| | | | 100% Alberta School Foundation Fund | | | |
| 2974000 | SE-4-24-21-4 | 80.00 Acres | WEST HALF | | | |
| | F LAND | | T 1 FARMLAND | Taxable Total: | | 19,360 |
| | | | 100% Alberta School Foundation Fund | | | |
| 2975000 | SW-4-24-21-4 | 160.00 Acres | | | | |



2020 Assessment Roll (Valuation Date 1-July, 2020) 2021 Taxation Year, Wheatland County

Assessment Year: 2020
Tax Year: 2021

| Roll | Legal Address | | | | | Total |
|---------|---------------|--------------|---|---|-------------------------------------|-----------------------|
| | F | LAND | T | 1 | FARMLAND | |
| | | | | | 100% Alberta School Foundation Fund | Taxable Total: 37,780 |
| 2976000 | NE-5-24-21-4 | 160.00 Acres | | | | |
| | F | LAND | T | 1 | FARMLAND | |
| | | | | | 100% Alberta School Foundation Fund | Taxable Total: 36,220 |
| 2977000 | NW-5-24-21-4 | 160.00 Acres | | | | |
| | F | LAND | T | 1 | FARMLAND | |
| | | | | | 100% Alberta School Foundation Fund | Taxable Total: 37,500 |
| 2978000 | SE-5-24-21-4 | 160.00 Acres | | | | |
| | F | LAND | T | 1 | FARMLAND | |
| | | | | | 100% Alberta School Foundation Fund | Taxable Total: 37,430 |
| 2979000 | SW-5-24-21-4 | 160.00 Acres | | | | |
| | F | LAND | T | 1 | FARMLAND | |
| | | | | | 100% Alberta School Foundation Fund | Taxable Total: 37,530 |
| 2980000 | NE-6-24-21-4 | 160.00 Acres | | | | |
| | F | LAND | T | 1 | FARMLAND | |
| | | | | | 100% The Golden Hills Reg. Div. 15 | Taxable Total: 32,750 |
| 2981000 | NW-6-24-21-4 | 80.00 Acres | | | | WEST HALF |
| | F | LAND | T | 1 | FARMLAND | |
| | | | | | 100% The Golden Hills Reg. Div. 15 | Taxable Total: 5,100 |
| 2982000 | NW-6-24-21-4 | 80.00 Acres | | | | EAST HALF |
| | F | LAND | T | 1 | FARMLAND | |
| | | | | | 100% The Golden Hills Reg. Div. 15 | Taxable Total: 17,570 |
| 2983000 | SE-6-24-21-4 | 100.00 Acres | | | | NORTH PORTION |
| | F | LAND | T | 1 | FARMLAND | |
| | | | | | 100% Alberta School Foundation Fund | Taxable Total: 24,580 |



2020 Assessment Roll (Valuation Date 1-July, 2020) 2021 Taxation Year, Wheatland County

Assessment Year: 2020
Tax Year: 2021

| Roll | Legal Address | Total |
|---------|--|-----------------------|
| 2983010 | 0310866 1 1 SE-6-24-21-4 60.00 Acres | SOUTH PORTION |
| | F LAND T 1 FARMLAND 100% Alberta School Foundation Fund | Taxable Total: 14,260 |
| 2984000 | SW-6-24-21-4 160.00 Acres | |
| | F LAND T 1 FARMLAND 100% Alberta School Foundation Fund | Taxable Total: 21,500 |
| 2985000 | NE-7-24-21-4 160.00 Acres | |
| | F LAND T 1 FARMLAND 100% The Golden Hills Reg. Div. 15 | Taxable Total: 37,950 |
| 2986000 | NW-7-24-21-4 160.00 Acres | |
| | F LAND T 1 FARMLAND 100% The Golden Hills Reg. Div. 15 | Taxable Total: 36,250 |
| 2987000 | SE-7-24-21-4 160.00 Acres | |
| | F LAND T 1 FARMLAND 100% The Golden Hills Reg. Div. 15 | Taxable Total: 36,570 |
| 2988000 | SW-7-24-21-4 80.00 Acres | EAST HALF |
| | F LAND T 1 FARMLAND 100% The Golden Hills Reg. Div. 15 | Taxable Total: 19,140 |
| 2989000 | SW-7-24-21-4 80.00 Acres | WEST HALF |
| | F LAND T 1 FARMLAND 100% Alberta School Foundation Fund | Taxable Total: 4,210 |
| 2990000 | NE-8-24-21-4 157.56 Acres | |
| | F LAND T 1 FARMLAND 100% Alberta School Foundation Fund | Taxable Total: 39,310 |
| 2991000 | NW-8-24-21-4 160.00 Acres | |
| | F LAND T 1 FARMLAND | Taxable Total: 38,010 |



2020 Assessment Roll (Valuation Date 1-July, 2020) 2021 Taxation Year, Wheatland County

Assessment Year: 2020
Tax Year: 2021

| Roll | Legal Address | | | | | | | | | | Total | |
|---------|-------------------------------------|---------------------|--------------|--|-------------------------------------|-----|---------------------------------|--|----------------|--|---------|---------|
| 2992000 | SE-8-24-21-4 | | 151.94 Acres | | 100% Alberta School Foundation Fund | | | | | | | |
| | F | LAND | | | T | 1 | FARMLAND | | Taxable Total: | | 35,250 | |
| | 100% Alberta School Foundation Fund | | | | | | | | | | | |
| 2992010 | 9512616 1 E -8-24-21-4 | | 10.50 Acres | | CENTRAL EAST PORTION | | | | | | | |
| | 241038 RGE RD 214 | | | | | | | | | | | |
| | F | LAND & IMPROVEMENTS | | | T | 1 | FARMLAND | | | | 1,370 | |
| | R | | | | T | 103 | RESIDENTIAL LAND & IMPROVEMENTS | | | | 368,330 | |
| | Taxable Total: | | | | | | | | | | 369,700 | |
| | R | | | | E | 901 | RURAL RESIDENCE EXEMPTION (RAP) | | | | 1,370 | |
| | 100% Alberta School Foundation Fund | | | | | | | | | | Totals: | 371,070 |
| 2993000 | SW-8-24-21-4 | | 160.00 Acres | | | | | | | | | |
| | F | LAND | | | T | 1 | FARMLAND | | Taxable Total: | | 38,470 | |
| | 100% Alberta School Foundation Fund | | | | | | | | | | | |
| 2994000 | NE-9-24-21-4 | | 160.00 Acres | | | | | | | | | |
| | F | LAND | | | T | 1 | FARMLAND | | Taxable Total: | | 37,580 | |
| | 100% The Golden Hills Reg. Div. 15 | | | | | | | | | | | |
| 2995000 | NW-9-24-21-4 | | 160.00 Acres | | | | | | | | | |
| | F | LAND | | | T | 1 | FARMLAND | | Taxable Total: | | 37,290 | |
| | 100% Alberta School Foundation Fund | | | | | | | | | | | |
| 2996000 | SE-9-24-21-4 | | 160.00 Acres | | | | | | | | | |
| | F | LAND | | | T | 1 | FARMLAND | | Taxable Total: | | 39,370 | |
| | 100% Alberta School Foundation Fund | | | | | | | | | | | |
| 2997000 | SW-9-24-21-4 | | 160.00 Acres | | | | | | | | | |
| | F | LAND | | | T | 1 | FARMLAND | | Taxable Total: | | 36,890 | |
| | 100% Alberta School Foundation Fund | | | | | | | | | | | |
| 2998000 | NE-10-24-21-4 | | 159.10 Acres | | | | | | | | | |
| | F | LAND | | | T | 1 | FARMLAND | | Taxable Total: | | 38,090 | |



2020 Assessment Roll (Valuation Date 1-July, 2020) 2021 Taxation Year, Wheatland County

Assessment Year: 2020
Tax Year: 2021

| Roll | Legal Address | | | | | | Total |
|---------|-------------------|---------------------|-------------------------------------|-----|---------------------------------|----------------|---------|
| | | | 100% Alberta School Foundation Fund | | | | |
| 2999000 | NW-10-24-21-4 | 160.00 Acres | | | | | |
| | 212071 HWY 561 | | | | | | |
| | F | LAND & IMPROVEMENTS | T | 1 | FARMLAND | | 30,600 |
| | R | | T | 103 | RESIDENTIAL LAND & IMPROVEMENTS | | 390,960 |
| | | | Taxable Total: | | | | 421,560 |
| | R | | E | 901 | RURAL RESIDENCE EXEMPTION (RAP) | | 61,540 |
| | | | 100% Alberta School Foundation Fund | | | | |
| | | | Totals: | | | | 483,100 |
| 3000000 | SE-10-24-21-4 | 158.97 Acres | | | | | |
| | F | LAND | T | 1 | FARMLAND | Taxable Total: | 36,850 |
| | | | 100% Alberta School Foundation Fund | | | | |
| 3001000 | SW-10-24-21-4 | 80.00 Acres | NORTH HALF | | | | |
| | F | LAND | T | 1 | FARMLAND | Taxable Total: | 12,870 |
| | | | 100% Alberta School Foundation Fund | | | | |
| 3002000 | SW-10-24-21-4 | 80.00 Acres | SOUTH HALF | | | | |
| | F | LAND | T | 1 | FARMLAND | Taxable Total: | 15,020 |
| | | | 100% Alberta School Foundation Fund | | | | |
| 3003000 | NE-11-24-21-4 | 80.00 Acres | LSD 15 & 16 | | | | |
| | F | LAND | T | 1 | FARMLAND | Taxable Total: | 19,580 |
| | | | 100% Alberta School Foundation Fund | | | | |
| 3004000 | NE-11-24-21-4 | 80.00 Acres | LSD 9 & 10 | | | | |
| | 241048 RGE RD 211 | | | | | | |
| | F | LAND & IMPROVEMENTS | T | 1 | FARMLAND | | 18,610 |
| | R | | T | 103 | RESIDENTIAL LAND & IMPROVEMENTS | | 255,520 |
| | | | Taxable Total: | | | | 274,130 |
| | R | | E | 901 | RURAL RESIDENCE EXEMPTION (RAP) | | 123,080 |
| | R | | E | 903 | FARM BUILDING EXEMPT | | 4,200 |
| | | | 100% Alberta School Foundation Fund | | | | |
| | | | Exempt Total: | | | | 127,280 |
| | | | Totals: | | | | 401,410 |
| 3005010 | NW-11-24-21-4 | 62.94 Acres | South Portion | | | | |
| | F | LAND | T | 1 | FARMLAND | Taxable Total: | 12,140 |



2020 Assessment Roll (Valuation Date 1-July, 2020) 2021 Taxation Year, Wheatland County

Assessment Year: 2020
Tax Year: 2021

| Roll | Legal Address | | | | | Total |
|---------|--|--|-----|--------------------------------------|----------------|---------|
| | | 100% Alberta School Foundation Fund | | | | |
| 3005020 | 9610116 2 NW-11-24-21-4 16.55 Acres 241057 HWY 842 | Center Portion | | | | |
| | F LAND & IMPROVEMENTS | T | 1 | FARMLAND | | 2,370 |
| | R | T | 103 | RESIDENTIAL LAND & IMPROVEMENTS | | 352,630 |
| | | Taxable Total: | | | | 355,000 |
| | R | E | 901 | RURAL RESIDENCE EXEMPTION (RAP) | | 2,370 |
| | R | E | 903 | FARM BUILDING EXEMPT | | 46,190 |
| | | 100% Alberta School Foundation Fund | | | | |
| | | Exempt Total: | | | | 48,560 |
| | | Totals: | | | | 403,560 |
| 3006000 | NW-11-24-21-4 74.72 Acres | NORTH HALF | | | | |
| | F LAND | T | 1 | FARMLAND | Taxable Total: | 14,880 |
| | | 100% Alberta School Foundation Fund | | | | |
| 3007000 | 9410534 1 1 NW-11-24-21-4 2.32 Acres 241079 HWY 842 | NORTH WEST CORNER | | | | |
| | R LAND & IMPROVEMENTS | T | 103 | RESIDENTIAL LAND & IMPROVEMENTS | Taxable Total: | 212,100 |
| | | 100% Alberta School Foundation Fund | | | | |
| 3007010 | 9410534 1 2 NW-11-24-21-4 2.31 Acres 211077 HWY 561 | E.250' of W.500' - N.W.CORNER Former Wheatland Farm Services | | | | |
| | NR LAND & IMPROVEMENTS | T | 105 | NON-RESEIDENTIAL LAND & IMPROVEMENTS | Taxable Total: | 340,490 |
| | | 100% Alberta School Foundation Fund | | | | |
| 3009000 | SE-11-24-21-4 160.00 Acres | | | | | |
| | F LAND | T | 1 | FARMLAND | Taxable Total: | 38,320 |
| | | 100% Alberta School Foundation Fund | | | | |
| 3010000 | SW-11-24-21-4 158.97 Acres | | | | | |
| | F LAND | T | 1 | FARMLAND | Taxable Total: | 37,640 |
| | | 100% Alberta School Foundation Fund | | | | |
| 3011000 | NE-12-24-21-4 160.00 Acres | | | | | |
| | F LAND | T | 1 | FARMLAND | Taxable Total: | 40,720 |
| | | 100% Alberta School Foundation Fund | | | | |
| 3012000 | NW-12-24-21-4 160.00 Acres | | | | | |



2020 Assessment Roll (Valuation Date 1-July, 2020) 2021 Taxation Year, Wheatland County

Assessment Year: 2020
Tax Year: 2021

| Roll | Legal Address | | | | | Taxable Total: | Total |
|---------|---------------|--------------|---|---|-------------------------------------|----------------|--------|
| | F | LAND | T | 1 | FARMLAND | | 39,280 |
| | | | | | 100% Alberta School Foundation Fund | | |
| 3013000 | SE-12-24-21-4 | 80.00 Acres | | | | LSD 1 & 8 | |
| | F | LAND | T | 1 | FARMLAND | Taxable Total: | 19,210 |
| | | | | | 100% Alberta School Foundation Fund | | |
| 3014000 | SE-12-24-21-4 | 80.00 Acres | | | | LSD 2 & 7 | |
| | F | LAND | T | 1 | FARMLAND | Taxable Total: | 18,810 |
| | | | | | 100% Alberta School Foundation Fund | | |
| 3015000 | SW-12-24-21-4 | 160.00 Acres | | | | | |
| | F | LAND | T | 1 | FARMLAND | Taxable Total: | 37,990 |
| | | | | | 100% Alberta School Foundation Fund | | |
| 3016000 | NE-13-24-21-4 | 80.00 Acres | | | | LSD 15 & 16 | |
| | F | LAND | T | 1 | FARMLAND | Taxable Total: | 18,300 |
| | | | | | 100% Alberta School Foundation Fund | | |
| 3017000 | NE-13-24-21-4 | 80.00 Acres | | | | LSD 9 & 10 | |
| | F | LAND | T | 1 | FARMLAND | Taxable Total: | 18,430 |
| | | | | | 100% Alberta School Foundation Fund | | |
| 3018000 | NW-13-24-21-4 | 159.01 Acres | | | | | |
| | F | LAND | T | 1 | FARMLAND | Taxable Total: | 36,780 |
| | | | | | 100% Alberta School Foundation Fund | | |
| 3019000 | SE-13-24-21-4 | 158.00 Acres | | | | | |
| | F | LAND | T | 1 | FARMLAND | Taxable Total: | 38,850 |
| | | | | | 100% Alberta School Foundation Fund | | |
| 3020000 | SW-13-24-21-4 | 79.50 Acres | | | | NORTH HALF | |
| | F | LAND | T | 1 | FARMLAND | Taxable Total: | 19,230 |
| | | | | | 100% Alberta School Foundation Fund | | |



2020 Assessment Roll (Valuation Date 1-July, 2020) 2021 Taxation Year, Wheatland County

Assessment Year: 2020
Tax Year: 2021

| Roll | Legal Address | | | | | Total |
|---------|---------------|--------------|-------------------------------------|----------------|--|--------|
| 3021000 | SW-13-24-21-4 | 77.52 Acres | SOUTH HALF (LSD 3 & 4) | | | |
| | F LAND | | T 1 FARMLAND | Taxable Total: | | 18,960 |
| | | | 100% Alberta School Foundation Fund | | | |
| 3022000 | NE-14-24-21-4 | 159.01 Acres | | | | |
| | F LAND | | T 1 FARMLAND | Taxable Total: | | 37,160 |
| | | | 100% Alberta School Foundation Fund | | | |
| 3023000 | NW-14-24-21-4 | 79.50 Acres | SOUTH HALF | | | |
| | F LAND | | T 1 FARMLAND | Taxable Total: | | 18,900 |
| | | | 100% Alberta School Foundation Fund | | | |
| 3024000 | NW-14-24-21-4 | 79.50 Acres | NORTH HALF | | | |
| | F LAND | | T 1 FARMLAND | Taxable Total: | | 17,080 |
| | | | 100% Alberta School Foundation Fund | | | |
| 3025000 | SE-14-24-21-4 | 157.02 Acres | | | | |
| | F LAND | | T 1 FARMLAND | Taxable Total: | | 38,640 |
| | | | 100% Alberta School Foundation Fund | | | |
| 3026000 | SW-14-24-21-4 | 156.76 Acres | | | | |
| | F LAND | | T 1 FARMLAND | Taxable Total: | | 37,960 |
| | | | 100% Alberta School Foundation Fund | | | |
| 3027000 | NE-15-24-21-4 | 159.00 Acres | | | | |
| | F LAND | | T 1 FARMLAND | Taxable Total: | | 36,340 |
| | | | 100% Alberta School Foundation Fund | | | |
| 3028000 | NW-15-24-21-4 | 80.00 Acres | LSD 11 & 14 | | | |
| | F LAND | | T 1 FARMLAND | Taxable Total: | | 18,860 |
| | | | 100% Alberta School Foundation Fund | | | |
| 3029000 | NW-15-24-21-4 | 80.00 Acres | LSD 12 & 13 | | | |
| | F LAND | | T 1 FARMLAND | Taxable Total: | | 16,370 |



2020 Assessment Roll (Valuation Date 1-July, 2020) 2021 Taxation Year, Wheatland County

Assessment Year: 2020
Tax Year: 2021

| Roll | Legal Address | | | | | | Total |
|---------|-----------------------|--------------|-------------------------------------|---------------------------------|--|----------------|---------|
| | | | 100% Alberta School Foundation Fund | | | | |
| 3030000 | SE-15-24-21-4 | 157.25 Acres | | | | | |
| | 212010 HWY 561 | | | | | | |
| | F LAND & IMPROVEMENTS | | T 1 | FARMLAND | | | 37,270 |
| | R | | T 103 | RESIDENTIAL LAND & IMPROVEMENTS | | | 231,820 |
| | | | Taxable Total: | | | | 269,090 |
| | R | | E 901 | RURAL RESIDENCE EXEMPTION (RAP) | | | 61,540 |
| | R | | E 903 | FARM BUILDING EXEMPT | | | 1,340 |
| | | | 100% The Golden Hills Reg. Div. 15 | | | | |
| | | | Exempt Total: | | | | 62,880 |
| | | | Totals: | | | | 331,970 |
| 3031000 | SW-15-24-21-4 | 79.00 Acres | EAST HALF | | | | |
| | 212050 HWY 561 | | | | | | |
| | F LAND & IMPROVEMENTS | | T 1 | FARMLAND | | | 10,350 |
| | R | | T 103 | RESIDENTIAL LAND & IMPROVEMENTS | | | 298,760 |
| | | | Taxable Total: | | | | 309,110 |
| | R | | E 901 | RURAL RESIDENCE EXEMPTION (RAP) | | | 35,520 |
| | R | | E 903 | FARM BUILDING EXEMPT | | | 11,090 |
| | | | 100% The Golden Hills Reg. Div. 15 | | | | |
| | | | Exempt Total: | | | | 46,610 |
| | | | Totals: | | | | 355,720 |
| 3032000 | SW-15-24-21-4 | 79.00 Acres | LSD 4 & 5 | | | | |
| | F LAND | | T 1 | FARMLAND | | Taxable Total: | 12,330 |
| | | | 100% Alberta School Foundation Fund | | | | |
| 3033000 | NE-16-24-21-4 | 160.00 Acres | | | | | |
| | F LAND | | T 1 | FARMLAND | | Taxable Total: | 27,760 |
| | | | 100% Alberta School Foundation Fund | | | | |
| 3034000 | NW-16-24-21-4 | 160.00 Acres | | | | | |
| | 242069 RGE RD 214 | | | | | | |
| | F LAND & IMPROVEMENTS | | T 1 | FARMLAND | | | 33,170 |
| | R | | T 103 | RESIDENTIAL LAND & IMPROVEMENTS | | | 154,630 |
| | | | Taxable Total: | | | | 187,800 |
| | R | | E 901 | RURAL RESIDENCE EXEMPTION (RAP) | | | 33,170 |
| | | | 100% Alberta School Foundation Fund | | | | |
| | | | Totals: | | | | 220,970 |
| 3035000 | SE-16-24-21-4 | 158.00 Acres | | | | | |
| | F LAND | | T 1 | FARMLAND | | Taxable Total: | 33,850 |



2020 Assessment Roll (Valuation Date 1-July, 2020) 2021 Taxation Year, Wheatland County

Assessment Year: 2020
Tax Year: 2021

| Roll | Legal Address | | | | | | | | | | Total | |
|-------------------------------------|--|------|-----------------------------|---------------------|-------------------------------------|---------------------------------|-----|---------------------------------|--|---------------|---------|---------|
| 3036000 | SW-16-24-21-4 | | 158.00 Acres | | 100% Alberta School Foundation Fund | | | | | | | |
| | | | | | | | | | | | | |
| | | | | | | | | | | | | |
| | F | LAND | | T | 1 | FARMLAND | | Taxable Total: | | 36,220 | | |
| 100% Alberta School Foundation Fund | | | | | | | | | | | | |
| 3037000 | NE-17-24-21-4 | | 160.00 Acres | | | | | | | | | |
| | | | | | | | | | | | | |
| | | | | | | | | | | | | |
| | F | LAND | | T | 1 | FARMLAND | | Taxable Total: | | 34,910 | | |
| 100% The Golden Hills Reg. Div. 15 | | | | | | | | | | | | |
| 3038000 | NW-17-24-21-4 | | 151.13 Acres | | | | | | | | | |
| | | | | | | | | | | | | |
| | | | | | | | | | | | | |
| | F | LAND | | T | 1 | FARMLAND | | Taxable Total: | | 36,460 | | |
| 100% The Golden Hills Reg. Div. 15 | | | | | | | | | | | | |
| 3038010 | 9210668 1 NW-17-24-21-4 8.87 Acres 242053 RGE RD 215 | | CENTRAL WEST PORTION LSD 12 | | | | | | | | | |
| | | | | | | | | | | | | |
| | | | | | | | | | | | | |
| | | | F | LAND & IMPROVEMENTS | | T | 1 | FARMLAND | | 1,050 | | |
| | | | R | | | T | 103 | RESIDENTIAL LAND & IMPROVEMENTS | | 365,860 | | |
| | | | | | | Taxable Total: | | | | | | 366,910 |
| | R | | | E | 901 | RURAL RESIDENCE EXEMPTION (RAP) | | 61,540 | | | | |
| 100% Alberta School Foundation Fund | | | | | | | | | | | | |
| | | | | | | | | | | Totals: | 428,450 | |
| 3039000 | SE-17-24-21-4 | | 158.00 Acres | | | | | | | | | |
| | | | | | | | | | | | | |
| | | | | | | | | | | | | |
| | F | LAND | | T | 1 | FARMLAND | | Taxable Total: | | 37,780 | | |
| 100% Alberta School Foundation Fund | | | | | | | | | | | | |
| 3040000 | SW-17-24-21-4 | | 146.81 Acres | | | | | | | | | |
| | | | | | | | | | | | | |
| | | | | | | | | | | | | |
| | F | LAND | | T | 1 | FARMLAND | | Taxable Total: | | 34,870 | | |
| 100% Alberta School Foundation Fund | | | | | | | | | | | | |
| 3040010 | 0111863 1 1 SW-17-24-21-4 11.19 Acres 242013 RGE RD 215 | | SOUTHWEST CORNER | | | | | | | | | |
| | | | | | | | | | | | | |
| | | | | | | | | | | | | |
| | | | F | LAND & IMPROVEMENTS | | T | 1 | FARMLAND | | 1,360 | | |
| | | | R | | | T | 103 | RESIDENTIAL LAND & IMPROVEMENTS | | 478,340 | | |
| | | | | | | Taxable Total: | | | | | | 479,700 |
| | R | | | E | 901 | RURAL RESIDENCE EXEMPTION (RAP) | | 1,360 | | | | |
| | R | | | E | 903 | FARM BUILDING EXEMPT | | 93,900 | | | | |
| | | | | | | | | | | Exempt Total: | 95,260 | |
| | | | | | | | | | | Totals: | 574,960 | |



2020 Assessment Roll (Valuation Date 1-July, 2020) 2021 Taxation Year, Wheatland County

Assessment Year: 2020
Tax Year: 2021

| Roll | Legal Address | | 100% Alberta School Foundation Fund | | | | Total |
|---------|-----------------------|--------------|-------------------------------------|-------------------------------------|----------------|--|---------|
| 3041000 | NE-18-24-21-4 | 160.00 Acres | | | | | |
| | F LAND | | T 1 | FARMLAND | Taxable Total: | | 39,690 |
| | | | | 100% The Golden Hills Reg. Div. 15 | | | |
| 3042000 | NW-18-24-21-4 | 160.00 Acres | | | | | |
| | F LAND | | T 1 | FARMLAND | Taxable Total: | | 39,690 |
| | | | | 100% The Golden Hills Reg. Div. 15 | | | |
| 3043000 | SE-18-24-21-4 | 158.00 Acres | | | | | |
| | F LAND | | T 1 | FARMLAND | Taxable Total: | | 36,550 |
| | | | | 100% The Golden Hills Reg. Div. 15 | | | |
| 3044000 | SW-18-24-21-4 | 158.00 Acres | | | | | |
| | F LAND | | T 1 | FARMLAND | Taxable Total: | | 32,870 |
| | | | | 100% The Golden Hills Reg. Div. 15 | | | |
| 3045000 | NE-19-24-21-4 | 160.00 Acres | | | | | |
| | F LAND | | T 1 | FARMLAND | Taxable Total: | | 39,900 |
| | | | | 100% Alberta School Foundation Fund | | | |
| 3046000 | NW-19-24-21-4 | 160.00 Acres | | | | | |
| | F LAND | | T 1 | FARMLAND | Taxable Total: | | 40,520 |
| | | | | 100% Alberta School Foundation Fund | | | |
| 3047000 | SE-19-24-21-4 | 160.00 Acres | | | | | |
| | F LAND | | T 1 | FARMLAND | Taxable Total: | | 35,400 |
| | | | | 100% Alberta School Foundation Fund | | | |
| 3048000 | SW-19-24-21-4 | 160.00 Acres | | | | | |
| | 243025 RGE RD 220 | | | | | | |
| | F LAND & IMPROVEMENTS | | T 1 | FARMLAND | | | 37,700 |
| | R | | T 103 | RESIDENTIAL LAND & IMPROVEMENTS | | | 196,070 |
| | | | | | Taxable Total: | | 233,770 |
| | R | | E 901 | RURAL RESIDENCE EXEMPTION (RAP) | | | 61,540 |
| | R | | E 903 | FARM BUILDING EXEMPT | | | 9,360 |
| | | | | | Exempt Total: | | 70,900 |



2020 Assessment Roll (Valuation Date 1-July, 2020) 2021 Taxation Year, Wheatland County

Assessment Year: 2020
Tax Year: 2021

| Roll | Legal Address | 100% Alberta School Foundation Fund | | | | Total |
|-------------------------------------|---|--------------------------------------|--------------------------------------|----------------|------------------------|-------|
| Totals: | | | | | 304,670 | |
| 3049000 | NE-20-24-21-4 155.52 Acres | | | | | |
| | F LAND | T 1 | FARMLAND | Taxable Total: | 27,500 | |
| 100% Alberta School Foundation Fund | | | | | | |
| 3049010 | 1212929 1 1 NE-20-24-21-4 4.36 Acres 214037 TWP RD 244 | NW CORNER Back Hoe & Grader For Hire | | | | |
| | R LAND & IMPROVEMENTS | T 103 | RESIDENTIAL LAND & IMPROVEMENTS | | 331,240 | |
| | NR | T 105 | NON-RESEIDENTIAL LAND & IMPROVEMENTS | | 18,270 | |
| 100% Alberta School Foundation Fund | | | | | Taxable Total: 349,510 | |
| 3050000 | NW-20-24-21-4 160.00 Acres | | | | | |
| | F LAND | T 1 | FARMLAND | Taxable Total: | 38,170 | |
| 100% The Golden Hills Reg. Div. 15 | | | | | | |
| 3051000 | SE-20-24-21-4 160.00 Acres | | | | | |
| | F LAND | T 1 | FARMLAND | Taxable Total: | 36,600 | |
| 100% The Golden Hills Reg. Div. 15 | | | | | | |
| 3052000 | SW-20-24-21-4 158.00 Acres | | | | | |
| | F LAND | T 1 | FARMLAND | Taxable Total: | 26,380 | |
| 100% The Golden Hills Reg. Div. 15 | | | | | | |
| 3053000 | SW-20-24-21-4 2.00 Acres | SOUTHWEST CORNER | | | | |
| | F LAND | T 1 | FARMLAND | Taxable Total: | 330 | |
| 100% The Golden Hills Reg. Div. 15 | | | | | | |
| 3054000 | NE-21-24-21-4 160.00 Acres | | | | | |
| | F LAND | T 1 | FARMLAND | Taxable Total: | 37,700 | |
| 100% Alberta School Foundation Fund | | | | | | |
| 3055000 | NW-21-24-21-4 160.00 Acres | | | | | |
| | F LAND | T 1 | FARMLAND | Taxable Total: | 32,710 | |
| 100% The Golden Hills Reg. Div. 15 | | | | | | |



2020 Assessment Roll (Valuation Date 1-July, 2020)
2021 Taxation Year, Wheatland County

Assessment Year: 2020
Tax Year: 2021

| Roll | Legal Address | | | | | | Total |
|---------|---------------|--------------|---|---|-------------------------------------|----------------|--------|
| 3056000 | SE-21-24-21-4 | 160.00 Acres | | | | | |
| | F | LAND | T | 1 | FARMLAND | Taxable Total: | 29,260 |
| | | | | | 100% Alberta School Foundation Fund | | |
| 3057000 | SW-21-24-21-4 | 160.00 Acres | | | | | |
| | F | LAND | T | 1 | FARMLAND | Taxable Total: | 32,320 |
| | | | | | 100% Alberta School Foundation Fund | | |
| 3058000 | NE-22-24-21-4 | 79.50 Acres | | | | | |
| | | | | | | LSD 9 & 10 | |
| | F | LAND | T | 1 | FARMLAND | Taxable Total: | 19,150 |
| | | | | | 100% Alberta School Foundation Fund | | |
| 3059000 | NE-22-24-21-4 | 79.50 Acres | | | | | |
| | | | | | | LSD 15 & 16 | |
| | F | LAND | T | 1 | FARMLAND | Taxable Total: | 17,680 |
| | | | | | 100% Alberta School Foundation Fund | | |
| 3060000 | NW-22-24-21-4 | 160.00 Acres | | | | | |
| | F | LAND | T | 1 | FARMLAND | Taxable Total: | 34,120 |
| | | | | | 100% Alberta School Foundation Fund | | |
| 3061000 | SE-22-24-21-4 | 159.00 Acres | | | | | |
| | F | LAND | T | 1 | FARMLAND | Taxable Total: | 37,380 |
| | | | | | 100% Alberta School Foundation Fund | | |
| 3062000 | SW-22-24-21-4 | 160.00 Acres | | | | | |
| | F | LAND | T | 1 | FARMLAND | Taxable Total: | 37,770 |
| | | | | | 100% Alberta School Foundation Fund | | |
| 3063000 | NE-23-24-21-4 | 159.01 Acres | | | | | |
| | F | LAND | T | 1 | FARMLAND | Taxable Total: | 38,510 |
| | | | | | 100% Alberta School Foundation Fund | | |
| 3064000 | NW-23-24-21-4 | 79.50 Acres | | | | | |
| | | | | | | LSD 13 & 14 | |
| | F | LAND | T | 1 | FARMLAND | Taxable Total: | 18,290 |



2020 Assessment Roll (Valuation Date 1-July, 2020) 2021 Taxation Year, Wheatland County

Assessment Year: 2020
Tax Year: 2021

| Roll | Legal Address | | | | | | Total |
|---------|--------------------------------------|---------------------|-------------------------------------|-----|---------------------------------|----------------|---------|
| 3065000 | NW-23-24-21-4 79.50 Acres | | 100% Alberta School Foundation Fund | | | | |
| | | | LSD 11 & 12 | | | | |
| | F | LAND | T | 1 | FARMLAND | Taxable Total: | 19,460 |
| | | | 100% Alberta School Foundation Fund | | | | |
| 3066000 | SE-23-24-21-4 159.01 Acres | | | | | | |
| | F | LAND | T | 1 | FARMLAND | Taxable Total: | 36,640 |
| | | | 100% Alberta School Foundation Fund | | | | |
| 3067000 | SW-23-24-21-4 159.00 Acres | | | | | | |
| | F | LAND | T | 1 | FARMLAND | Taxable Total: | 36,980 |
| | | | 100% Alberta School Foundation Fund | | | | |
| 3068000 | NE-24-24-21-4 160.00 Acres | | | | | | |
| | F | LAND | T | 1 | FARMLAND | Taxable Total: | 39,810 |
| | | | 100% Alberta School Foundation Fund | | | | |
| 3069000 | NW-24-24-21-4 149.76 Acres | | | | | | |
| | F | LAND | T | 1 | FARMLAND | Taxable Total: | 36,480 |
| | | | 100% Alberta School Foundation Fund | | | | |
| 3069010 | 0711675 1 1 NW-24-24-21-4 9.25 Acres | | SW CORNER | | | | |
| | 243053 RGE RD 211 | | | | | | |
| | R | LAND & IMPROVEMENTS | T | 103 | RESIDENTIAL LAND & IMPROVEMENTS | Taxable Total: | 517,200 |
| | | | 100% Alberta School Foundation Fund | | | | |
| 3070000 | SE-24-24-21-4 160.00 Acres | | | | | | |
| | F | LAND | T | 1 | FARMLAND | Taxable Total: | 37,920 |
| | | | 100% Alberta School Foundation Fund | | | | |
| 3071000 | SW-24-24-21-4 80.00 Acres | | LSD 3 & 6 | | | | |
| | F | LAND | T | 1 | FARMLAND | Taxable Total: | 18,350 |
| | | | 100% Alberta School Foundation Fund | | | | |
| 3072000 | SW-24-24-21-4 79.01 Acres | | LSD 4 & 5 | | | | |



2020 Assessment Roll (Valuation Date 1-July, 2020) 2021 Taxation Year, Wheatland County

Assessment Year: 2020
Tax Year: 2021

| Roll | Legal Address | | | | | Taxable Total: | Total |
|---------|---------------|---------------------|---|-----|-------------------------------------|----------------|---------|
| | F | LAND | T | 1 | FARMLAND | | 17,880 |
| | | | | | 100% Alberta School Foundation Fund | | |
| 3073000 | NE-25-24-21-4 | 160.00 Acres | | | | | |
| | F | LAND | T | 1 | FARMLAND | Taxable Total: | 30,600 |
| | | | | | 100% Alberta School Foundation Fund | | |
| 3074000 | NW-25-24-21-4 | 159.01 Acres | | | | | |
| | F | LAND | T | 1 | FARMLAND | Taxable Total: | 39,030 |
| | | | | | 100% Alberta School Foundation Fund | | |
| 3075000 | SE-25-24-21-4 | 160.00 Acres | | | | | |
| | F | LAND | T | 1 | FARMLAND | Taxable Total: | 31,890 |
| | | | | | 100% Alberta School Foundation Fund | | |
| 3076000 | SW-25-24-21-4 | 159.01 Acres | | | | | |
| | F | LAND | T | 1 | FARMLAND | Taxable Total: | 37,550 |
| | | | | | 100% Alberta School Foundation Fund | | |
| 3077000 | NE-26-24-21-4 | 159.00 Acres | | | | | |
| | F | LAND | T | 1 | FARMLAND | Taxable Total: | 39,080 |
| | | | | | 100% Alberta School Foundation Fund | | |
| 3078000 | NW-26-24-21-4 | 159.01 Acres | | | | | |
| | F | LAND | T | 1 | FARMLAND | Taxable Total: | 38,600 |
| | | | | | 100% Alberta School Foundation Fund | | |
| 3079000 | SE-26-24-21-4 | 159.01 Acres | | | | | |
| | F | LAND | T | 1 | FARMLAND | Taxable Total: | 37,720 |
| | | | | | 100% Alberta School Foundation Fund | | |
| 3080000 | SW-26-24-21-4 | 159.01 Acres | | | | | |
| | | 244027 HWY 842 | | | | | |
| | F | LAND & IMPROVEMENTS | T | 1 | FARMLAND | | 38,360 |
| | R | | T | 103 | RESIDENTIAL LAND & IMPROVEMENTS | | 399,260 |
| | | | | | Taxable Total: | | 437,620 |
| | R | | E | 901 | RURAL RESIDENCE EXEMPTION (RAP) | | 61,540 |



2020 Assessment Roll (Valuation Date 1-July, 2020) 2021 Taxation Year, Wheatland County

Assessment Year: 2020
Tax Year: 2021

| Roll | Legal Address | | | | | | Total | |
|---------|---------------|--------------|-------------------------------------|---|----------|----------------|---------|---------|
| | | | 100% Alberta School Foundation Fund | | | | Totals: | 499,160 |
| 3081000 | NE-27-24-21-4 | 155.02 Acres | | | | | | |
| | F | LAND | T | 1 | FARMLAND | Taxable Total: | 37,450 | |
| | | | 100% Alberta School Foundation Fund | | | | | |
| 3082000 | NW-27-24-21-4 | 157.95 Acres | | | | | | |
| | F | LAND | T | 1 | FARMLAND | Taxable Total: | 38,730 | |
| | | | 100% Alberta School Foundation Fund | | | | | |
| 3083000 | SE-27-24-21-4 | 159.01 Acres | | | | | | |
| | F | LAND | T | 1 | FARMLAND | Taxable Total: | 39,310 | |
| | | | 100% Alberta School Foundation Fund | | | | | |
| 3084000 | SW-27-24-21-4 | 160.00 Acres | | | | | | |
| | F | LAND | T | 1 | FARMLAND | Taxable Total: | 37,290 | |
| | | | 100% Alberta School Foundation Fund | | | | | |
| 3085000 | NE-28-24-21-4 | 158.00 Acres | | | | | | |
| | F | LAND | T | 1 | FARMLAND | Taxable Total: | 38,070 | |
| | | | 100% Alberta School Foundation Fund | | | | | |
| 3086000 | NW-28-24-21-4 | 158.00 Acres | | | | | | |
| | F | LAND | T | 1 | FARMLAND | Taxable Total: | 39,350 | |
| | | | 100% Alberta School Foundation Fund | | | | | |
| 3087000 | SE-28-24-21-4 | 160.00 Acres | | | | | | |
| | F | LAND | T | 1 | FARMLAND | Taxable Total: | 37,310 | |
| | | | 100% Alberta School Foundation Fund | | | | | |
| 3088000 | SW-28-24-21-4 | 160.00 Acres | | | | | | |
| | F | LAND | T | 1 | FARMLAND | Taxable Total: | 39,410 | |
| | | | 100% Alberta School Foundation Fund | | | | | |
| 3089000 | NE-29-24-21-4 | 160.00 Acres | | | | | | |



2020 Assessment Roll (Valuation Date 1-July, 2020) 2021 Taxation Year, Wheatland County

Assessment Year: 2020
Tax Year: 2021

| Roll | Legal Address | | | | | Total | |
|---------|-------------------------------------|----------------------------|------------------|-----|---------------------------------|----------------|---------|
| 3090000 | F | LAND | T | 1 | FARMLAND | Taxable Total: | 38,790 |
| | 100% Alberta School Foundation Fund | | | | | | |
| | NW-29-24-21-4 | 154.18 Acres | | | | | |
| 3090010 | F | LAND | T | 1 | FARMLAND | Taxable Total: | 32,440 |
| | 100% Alberta School Foundation Fund | | | | | | |
| | 0510128 1 1 | NW-29-24-21-4 5.82 Acres | NW Corner | | | | |
| | 244075 | RGE RD 215 | | | | | |
| 3091010 | R | LAND & IMPROVEMENTS | T | 103 | RESIDENTIAL LAND & IMPROVEMENTS | Taxable Total: | 373,200 |
| | 100% The Golden Hills Reg. Div. 15 | | | | | | |
| | 9511233 3 | SE-29-24-21-4 149.99 Acres | | | | | |
| 3091020 | F | LAND | T | 1 | FARMLAND | Taxable Total: | 22,010 |
| | 100% Alberta School Foundation Fund | | | | | | |
| | 9511233 2 | SE-29-24-21-4 10.01 Acres | Northeast Corner | | | | |
| | 244038 | RGE RD 214 | | | | | |
| | F | LAND & IMPROVEMENTS | T | 1 | FARMLAND | | 1,280 |
| | R | | T | 103 | RESIDENTIAL LAND & IMPROVEMENTS | | 234,750 |
| | | | | | | Taxable Total: | 236,030 |
| | R | | E | 901 | RURAL RESIDENCE EXEMPTION (RAP) | | 1,280 |
| | R | | E | 903 | FARM BUILDING EXEMPT | | 19,100 |
| | 100% Alberta School Foundation Fund | | | | | Exempt Total: | 20,380 |
| | | | | | | Totals: | 256,410 |
| 3092000 | SW-29-24-21-4 | 160.00 Acres | | | | | |
| 3093000 | F | LAND | T | 1 | FARMLAND | Taxable Total: | 35,750 |
| | 100% Alberta School Foundation Fund | | | | | | |
| | NE-30-24-21-4 | 160.00 Acres | | | | | |
| 3094000 | F | LAND | T | 1 | FARMLAND | Taxable Total: | 40,070 |
| | 100% Alberta School Foundation Fund | | | | | | |
| | NW-30-24-21-4 | 160.00 Acres | | | | | |
| | F | LAND | T | 1 | FARMLAND | Taxable Total: | 40,120 |
| | 100% Alberta School Foundation Fund | | | | | | |



2020 Assessment Roll (Valuation Date 1-July, 2020) 2021 Taxation Year, Wheatland County

Assessment Year: 2020
Tax Year: 2021

| Roll | Legal Address | Total |
|---------|---|------------------------|
| 3095000 | SE-30-24-21-4 160.00 Acres 215016 TWP RD 244 | |
| | F LAND & IMPROVEMENTS T 1 FARMLAND | 38,160 |
| | R T 103 RESIDENTIAL LAND & IMPROVEMENTS | 243,560 |
| | | Taxable Total: 281,720 |
| | R E 901 RURAL RESIDENCE EXEMPTION (RAP) | 61,540 |
| | 100% Alberta School Foundation Fund Totals: | 343,260 |
| 3096000 | SW-30-24-21-4 160.00 Acres | |
| | F LAND T 1 FARMLAND | 40,200 |
| | 100% Alberta School Foundation Fund | |
| 3097000 | NE-31-24-21-4 156.19 Acres 215009 TWP RD 250 | |
| | F LAND & IMPROVEMENTS T 1 FARMLAND | 24,560 |
| | R T 103 RESIDENTIAL LAND & IMPROVEMENTS | 261,540 |
| | | Taxable Total: 286,100 |
| | R E 901 RURAL RESIDENCE EXEMPTION (RAP) | 24,560 |
| | 100% The Golden Hills Reg. Div. 15 Totals: | 310,660 |
| 3097010 | 0513277 1 1 NE-31-24-21-4 3.81 Acres 245060 RGE RD 215 | NE CORNER OF LSD 9 |
| | F LAND & IMPROVEMENTS T 1 FARMLAND | 120 |
| | R T 103 RESIDENTIAL LAND & IMPROVEMENTS | 442,280 |
| | | Taxable Total: 442,400 |
| | R E 901 RURAL RESIDENCE EXEMPTION (RAP) | 120 |
| | 100% Alberta School Foundation Fund Totals: | 442,520 |
| 3098000 | NW-31-24-21-4 160.00 Acres | |
| | F LAND T 1 FARMLAND | 39,270 |
| | 100% Alberta School Foundation Fund | |
| 3099000 | SE-31-24-21-4 160.00 Acres | |
| | F LAND T 1 FARMLAND | 38,940 |
| | 100% Alberta School Foundation Fund | |
| 3100000 | SW-31-24-21-4 160.00 Acres | |
| | F LAND T 1 FARMLAND | 39,400 |



2020 Assessment Roll (Valuation Date 1-July, 2020) 2021 Taxation Year, Wheatland County

Assessment Year: 2020
Tax Year: 2021

| Roll | Legal Address | | | | | | | Total |
|---------|-------------------|---------------------|--------------|------------------------------|-----------------------------|-------------------------------------|----------------|---------|
| | | | | | | 100% Alberta School Foundation Fund | | |
| 3101000 | NE-32-24-21-4 | | 150.78 Acres | | | | | |
| | F | LAND | | T | 1 | FARMLAND | Taxable Total: | 33,450 |
| | | | | | | 100% Alberta School Foundation Fund | | |
| 3101010 | 9412740 1 | NE-32-24-21-4 | 5.00 Acres | SOUTHEAST CORNER | | | | |
| | 245054 RGE RD 214 | | | | | | | |
| | F | LAND & IMPROVEMENTS | | T | 1 | FARMLAND | | 280 |
| | R | | | T | 103 | RESIDENTIAL LAND & IMPROVEMENTS | | 303,820 |
| | | | | | | Taxable Total: | | 304,100 |
| | R | | | E | 901 | RURAL RESIDENCE EXEMPTION (RAP) | | 280 |
| | | | | | | 100% Alberta School Foundation Fund | | |
| | | | | | | Totals: | | 304,380 |
| 3101020 | NE-32-24-21-4 | | 0.42 Acres | | NE corner cut off by R/R | | | |
| | NR | LAND | | E | 155 | WHEATLAND COUNTY EXEMPT | Exempt Total: | 4,570 |
| | | | | | | 100% Alberta School Foundation Fund | | |
| 3101030 | NE-32-24-21-4 | | 0.81 Acres | | Aban. R/R in Road Allowance | | | |
| | NR | LAND | | E | 155 | WHEATLAND COUNTY EXEMPT | Exempt Total: | 7,150 |
| | | | | | | 100% Alberta School Foundation Fund | | |
| 3104000 | NW-32-24-21-4 | | 144.57 Acres | | | | | |
| | F | LAND | | T | 1 | FARMLAND | Taxable Total: | 32,610 |
| | | | | | | 100% Alberta School Foundation Fund | | |
| 3105000 | SE-32-24-21-4 | | 160.00 Acres | | | | | |
| | F | LAND | | T | 1 | FARMLAND | Taxable Total: | 38,510 |
| | | | | | | 100% Alberta School Foundation Fund | | |
| 3106000 | 0810437 1 2 | W -32-24-21-4 | 174.93 Acres | & 15.43 ac SW corner of NW32 | | | | |
| | 245037 RGE RD 215 | | | | | | | |
| | F | LAND & IMPROVEMENTS | | T | 1 | FARMLAND | | 29,150 |
| | R | | | T | 103 | RESIDENTIAL LAND & IMPROVEMENTS | | 201,650 |
| | | | | | | Taxable Total: | | 230,800 |
| | R | | | E | 901 | RURAL RESIDENCE EXEMPTION (RAP) | | 29,150 |
| | R | | | E | 903 | FARM BUILDING EXEMPT | | 2,260 |
| | | | | | | Exempt Total: | | 31,410 |
| | | | | | | Totals: | | 262,210 |



2020 Assessment Roll (Valuation Date 1-July, 2020) 2021 Taxation Year, Wheatland County

Assessment Year: 2020
Tax Year: 2021

| Roll | Legal Address | | | | 100% Alberta School Foundation Fund | | | Total |
|---------|-------------------------------------|---------------------|--------------|--------------------------------|-------------------------------------|---------------------------------|----------------|---------|
| 3107000 | 1611204 1 3 | NE-33-24-21-4 | 107.17 Acres | South incl. Aban. railway | | | | |
| | F | LAND | | T | 1 | FARMLAND | Taxable Total: | 23,930 |
| | 100% Alberta School Foundation Fund | | | | | | | |
| 3107010 | 1611203 1 2 | NE-33-24-21-4 | 37.91 Acres | NE Corner incl. Aban. railway | | | | |
| | F | LAND | | T | 1 | FARMLAND | Taxable Total: | 8,140 |
| | 100% Alberta School Foundation Fund | | | | | | | |
| 3107020 | NE-33-24-21-4 | | 13.91 Acres | NORTH OF RAILWAY | | | | |
| | 213037 TWP RD 250 | | | | | | | |
| | R | LAND & IMPROVEMENTS | | T | 103 | RESIDENTIAL LAND & IMPROVEMENTS | Taxable Total: | 192,500 |
| | 100% Alberta School Foundation Fund | | | | | | | |
| 3108000 | NW-33-24-21-4 | | 158.97 Acres | | | | | |
| | F | LAND | | T | 1 | FARMLAND | Taxable Total: | 33,430 |
| | 100% Alberta School Foundation Fund | | | | | | | |
| 3109000 | SE-33-24-21-4 | | 158.00 Acres | | | | | |
| | F | LAND | | T | 1 | FARMLAND | Taxable Total: | 37,650 |
| | 100% Alberta School Foundation Fund | | | | | | | |
| 3110000 | SW-33-24-21-4 | | 158.00 Acres | | | | | |
| | F | LAND | | T | 1 | FARMLAND | Taxable Total: | 37,950 |
| | 100% Alberta School Foundation Fund | | | | | | | |
| 3111000 | 1611157 1 1 | NE-34-24-21-4 | 146.94 Acres | North & East incl Aban.railway | | | | |
| | F | LAND | | T | 1 | FARMLAND | Taxable Total: | 34,410 |
| | 100% Alberta School Foundation Fund | | | | | | | |
| 3113000 | 1611156 1 1 | NW-34-24-21-4 | 84.62 Acres | North & East incl Aban.railway | | | | |
| | F | LAND | | T | 1 | FARMLAND | Taxable Total: | 19,160 |
| | 100% Alberta School Foundation Fund | | | | | | | |
| 3114000 | 1611711 2 1 | N-34-24-21-4 | 86.38 Acres | S side LSD 11, 12 & SW CRN 10 | | | | |
| | F | LAND | | T | 1 | FARMLAND | Taxable Total: | 18,500 |



2020 Assessment Roll (Valuation Date 1-July, 2020) 2021 Taxation Year, Wheatland County

Assessment Year: 2020
Tax Year: 2021

| Roll | Legal Address | | | | | Total |
|---------|--|-------------------------------------|---------------------------------|-------------------------------|--|---------|
| | | 100% Alberta School Foundation Fund | | | | |
| 3115000 | 1611712 2 1 SE-34-24-21-4 129.97 Acres 244084 HWY 842 | | | | | |
| | F LAND & IMPROVEMENTS | T 1 | FARMLAND | | | 29,780 |
| | R | T 103 | RESIDENTIAL LAND & IMPROVEMENTS | | | 528,770 |
| | | | | Taxable Total: | | 558,550 |
| | R | E 901 | RURAL RESIDENCE EXEMPTION (RAP) | | | 92,310 |
| | R | E 903 | FARM BUILDING EXEMPT | | | 23,320 |
| | | 100% Alberta School Foundation Fund | | Exempt Total: | | 115,630 |
| | | Totals: | | | | 674,180 |
| 3115500 | RW5 RLY 24 NE-32-24-21-4 1.65 Acres | | | NE CORNER | | |
| | NR LAND | E 155 | WHEATLAND COUNTY EXEMPT | Exempt Total: | | 4,790 |
| | | 100% Alberta School Foundation Fund | | | | |
| 3116000 | 1611158 1 1 SE-34-24-21-4 19.05 Acres | | | NE Corner incl. Aban. railway | | |
| | F LAND | T 1 | FARMLAND | Taxable Total: | | 3,280 |
| | | 100% Alberta School Foundation Fund | | | | |
| 3117000 | SW-34-24-21-4 158.04 Acres | | | | | |
| | F LAND | T 1 | FARMLAND | Taxable Total: | | 37,550 |
| | | 100% Alberta School Foundation Fund | | | | |
| 3118000 | NE-35-24-21-4 157.99 Acres | | | | | |
| | F LAND | T 1 | FARMLAND | Taxable Total: | | 36,120 |
| | | 100% Alberta School Foundation Fund | | | | |
| 3119000 | NW-35-24-21-4 158.97 Acres | | | | | |
| | F LAND | T 1 | FARMLAND | Taxable Total: | | 38,310 |
| | | 100% Alberta School Foundation Fund | | | | |
| 3120000 | SE-35-24-21-4 83.09 Acres | | | NORTH OF RAILWAY | | |
| | F LAND | T 1 | FARMLAND | Taxable Total: | | 20,230 |
| | | 100% Alberta School Foundation Fund | | | | |
| 3120010 | 550AM C SE-35-24-21-4 7.96 Acres | | | HUSKY LOADING SITE | | |



2020 Assessment Roll (Valuation Date 1-July, 2020) 2021 Taxation Year, Wheatland County

Assessment Year: 2020
Tax Year: 2021

| Roll | Legal Address | | | | | Total |
|---------|-------------------------------------|---------------------|-------------|--|-------------------------------------|---------|
| 3121000 | NR | LAND | T | 105 | NON-RESEDENTIAL LAND & IMPROVEMENTS | 89,380 |
| | 100% Alberta School Foundation Fund | | | | | |
| 3121000 | 1611358 14 1 | SE-35-24-21-4 | 52.78 Acres | South including aband railway | | |
| 3122000 | F | LAND | T | 1 | FARMLAND | 11,370 |
| | 100% Alberta School Foundation Fund | | | | | |
| 3122000 | 1611357 13 1 | SW-35-24-21-4 | 66.95 Acres | S Ptn includes W ptn Aband RLY | | |
| 3123000 | F | LAND | T | 1 | FARMLAND | 15,260 |
| | 100% Alberta School Foundation Fund | | | | | |
| 3123000 | 1212620 11 2 | SW-35-24-21-4 | 52.75 Acres | NORTH OF CHANCELLOR | | |
| 3124010 | F | LAND | T | 1 | FARMLAND | 12,490 |
| | 100% Alberta School Foundation Fund | | | | | |
| 3124010 | SW-35-24-21-4 | 0.48 Acres | CHANCELLOR | | | |
| 3124020 | R | LAND & IMPROVEMENTS | T | 103 | RESIDENTIAL LAND & IMPROVEMENTS | 152,900 |
| | 100% Alberta School Foundation Fund | | | | | |
| 3124020 | 550AM OT | SW-35-24-21-4 | 11.67 Acres | S OF FIRST AVE. PARKS A&B | | |
| 3124030 | NR | LAND | E | 155 | WHEATLAND COUNTY EXEMPT | 14,130 |
| | 100% Alberta School Foundation Fund | | | | | |
| 3124030 | 1611359 15 1 | S-35-24-21-4 | 24.08 Acres | CHANCELLOR STATION GROUNDS Fandry Ag Venture Farmer Grain elevator | | |
| 3125000 | F | LAND & IMPROVEMENTS | T | 1 | FARMLAND | 4,400 |
| | R | | E | 903 | FARM BUILDING EXEMPT | 123,940 |
| | 100% Alberta School Foundation Fund | | | | | |
| | Totals: | | | | | 128,340 |
| 3125000 | NE-36-24-21-4 | 157.95 Acres | | | | |
| 3128000 | F | LAND | T | 1 | FARMLAND | 39,260 |
| | 100% Alberta School Foundation Fund | | | | | |
| 3128000 | NW-36-24-21-4 | 126.98 Acres | | | | |
| 3128000 | F | LAND | T | 1 | FARMLAND | 31,370 |
| | 100% Alberta School Foundation Fund | | | | | |



2020 Assessment Roll (Valuation Date 1-July, 2020) 2021 Taxation Year, Wheatland County

Assessment Year: 2020
Tax Year: 2021

| Roll | Legal Address | | | | | Total |
|---------|-----------------------|------------------------------|---------------------------------------|----------------|--|---------|
| 3129000 | NW-36-24-21-4 | 19.66 Acres | SOUTH WEST CORNER | | | |
| | 245047 RGE RD 211 | | | | | |
| | F LAND & IMPROVEMENTS | | T 1 FARMLAND | | | 3,470 |
| | R | | T 103 RESIDENTIAL LAND & IMPROVEMENTS | | | 193,360 |
| | | | Taxable Total: | | | 196,830 |
| | R | | E 901 RURAL RESIDENCE EXEMPTION (RAP) | | | 61,540 |
| | R | | E 903 FARM BUILDING EXEMPT | | | 75,980 |
| | | | 100% Alberta School Foundation Fund | Exempt Total: | | 137,520 |
| | | | | Totals: | | 334,350 |
| 3130000 | 1611006 1 2 | SE-36-24-21-4 143.79 Acres | SOUTHERLY PORTION | | | |
| | F LAND | | T 1 FARMLAND | Taxable Total: | | 31,540 |
| | | | 100% Alberta School Foundation Fund | | | |
| 3132000 | 1610678 1 2 | SW-36-24-21-4 79.98 Acres | SOUTHERLY PORTION | | | |
| | F LAND | | T 1 FARMLAND | Taxable Total: | | 13,210 |
| | | | 100% Alberta School Foundation Fund | | | |
| 3133000 | 1611005 1 1 | S-36-24-21-4 90.54 Acres | N ptn SW 1/4 & NW ptn SE 1/4 | | | |
| | F LAND | | T 1 FARMLAND | Taxable Total: | | 16,560 |
| | | | 100% Alberta School Foundation Fund | | | |
| 3134000 | 6648BM A,B | SW-36-24-21-4 2.80 Acres | PARCELS A AND B | | | |
| | NR LAND | | E 155 WHEATLAND COUNTY EXEMPT | Exempt Total: | | 10,480 |
| | | | 100% Alberta School Foundation Fund | | | |
| 3135000 | SW-36-24-21-4 | 1.99 Acres | SOUTH 33 FEET | | | |
| | F LAND | | T 1 FARMLAND | Taxable Total: | | 250 |
| | | | 100% Alberta School Foundation Fund | | | |
| 3136000 | 550AM 1 1-3 | SW-35-24-21-4 9,926 Sq. Feet | | | | |
| | 100 CENTRE ST | | | | | |
| | R LAND | | T 104 RESIDENTIAL VACANT LAND | Taxable Total: | | 3,600 |
| | | | 100% Alberta School Foundation Fund | | | |
| 3139000 | 550AM 1 4-9 | SW-35-24-21-4 0.46 Acres | | | | |
| | 104 CENTRE ST | | | | | |
| | R LAND | | T 104 RESIDENTIAL VACANT LAND | Taxable Total: | | 10,900 |



2020 Assessment Roll (Valuation Date 1-July, 2020) 2021 Taxation Year, Wheatland County

Assessment Year: 2020
Tax Year: 2021

| Roll | Legal Address | | | | | | Total |
|---------|--|---------------------|--|--|--|--|-------------------------------------|
| 3145000 | 550AM 1 10 SW-35-24-21-4 3,309 Sq. Feet 108 CENTRE ST | | | | | | 100% Alberta School Foundation Fund |
| | R | LAND | | | | T 104 RESIDENTIAL VACANT LAND 100% Alberta School Foundation Fund | Taxable Total: 2,200 |
| 3146000 | 550AM 1 11 SW-35-24-21-4 3,309 Sq. Feet 112 CENTRE ST | | | | | | |
| | R | LAND | | | | T 104 RESIDENTIAL VACANT LAND 100% Alberta School Foundation Fund | Taxable Total: 2,200 |
| 3147000 | 0412377 12 40 SW-35-24-21-4 1.87 Acres 205 2 AVE | | | | | | |
| | R | LAND & IMPROVEMENTS | | | | T 103 RESIDENTIAL LAND & IMPROVEMENTS 100% Alberta School Foundation Fund | Taxable Total: 313,900 |
| 3167000 | 550AM 1 26-37 SW-35-24-21-4 0.90 Acres 204 1 AVE | | | | | | |
| | R | LAND & IMPROVEMENTS | | | | T 103 RESIDENTIAL LAND & IMPROVEMENTS 100% Alberta School Foundation Fund | Taxable Total: 38,200 |
| 3169000 | 550AM 1 38,39 SW-35-24-21-4 6,500 Sq. Feet 200 1 AVE | | | | | | |
| | R | LAND | | | | T 104 RESIDENTIAL VACANT LAND 100% Alberta School Foundation Fund | Taxable Total: 2,700 |
| 3171000 | 550AM 2 1,2 SW-35-24-21-4 6,617 Sq. Feet 116 1 AVE | | | | | | Former Chancellor Hall |
| | R | LAND | | | | T 104 RESIDENTIAL VACANT LAND 100% Alberta School Foundation Fund | Taxable Total: 10,900 |
| 3172000 | 550AM 2 3-5 SW-35-24-21-4 0.23 Acres 103 CENTRE ST | | | | | | |
| | R | LAND | | | | T 104 RESIDENTIAL VACANT LAND 100% Alberta School Foundation Fund | Taxable Total: 3,600 |
| 3175000 | 550AM 2 6-11 SW-35-24-21-4 0.46 Acres 107 CENTRE ST | | | | | | |
| | R | LAND | | | | T 104 RESIDENTIAL VACANT LAND 100% Alberta School Foundation Fund | Taxable Total: 5,400 |
| 3180000 | 550AM 2 12-25 SW-35-24-21-4 1.04 Acres 104 1 ST E | | | | | | |



2020 Assessment Roll (Valuation Date 1-July, 2020) 2021 Taxation Year, Wheatland County

Assessment Year: 2020
Tax Year: 2021

| Roll | Legal Address | | | | Total | |
|---------|---------------|---------------------|-----------------|-----|---|---------|
| | R | LAND & IMPROVEMENTS | T | 103 | RESIDENTIAL LAND & IMPROVEMENTS Taxable Total: 100% Alberta School Foundation Fund | 251,400 |
| 3192000 | 550AM 2 26,27 | SW-35-24-21-4 | 6,500 Sq. Feet | | | |
| | 100 1 AVE | | | | | |
| | R | LAND | T | 104 | RESIDENTIAL VACANT LAND Taxable Total: 100% Alberta School Foundation Fund | 2,700 |
| 3193000 | 550AM 2 28-32 | SW-35-24-21-4 | 16,250 Sq. Feet | | | |
| | 104 1 AVE | | | | | |
| | R | LAND & IMPROVEMENTS | T | 103 | RESIDENTIAL LAND & IMPROVEMENTS Taxable Total: 100% Alberta School Foundation Fund | 113,000 |
| 3197000 | 550AM 2 33-39 | SW-35-24-21-4 | 22,750 Sq. Feet | | | |
| | 112 1 AVE | | | | | |
| | R | LAND | T | 104 | RESIDENTIAL VACANT LAND Taxable Total: 100% Alberta School Foundation Fund | 5,900 |
| 3222000 | 550AM 9 19-23 | SW-35-24-21-4 | 0.37 Acres | | | |
| | 200 1 ST E | | | | | |
| | R | LAND & IMPROVEMENTS | T | 103 | RESIDENTIAL LAND & IMPROVEMENTS Taxable Total: 100% Alberta School Foundation Fund | 248,000 |
| 3226000 | 550AM 9 24-26 | SW-35-24-21-4 | 9,750 Sq. Feet | | | |
| | 104 2 AVE | | | | | |
| | R | LAND | T | 104 | RESIDENTIAL VACANT LAND Taxable Total: 100% Alberta School Foundation Fund | 3,600 |
| 3229000 | 550AM 9 27 | SW-35-24-21-4 | 3,250 Sq. Feet | | | |
| | 108 2 AVE | | | | | |
| | NR | LAND | E | 160 | TAX RECOVERY EXEMPT Exempt Total: 100% Alberta School Foundation Fund | 1,830 |
| 3230000 | 550AM 9 28-30 | SW-35-24-21-4 | 9,750 Sq. Feet | | | |
| | 112 2 AVE | | | | | |
| | NR | LAND | E | 160 | TAX RECOVERY EXEMPT Exempt Total: 100% Alberta School Foundation Fund | 3,570 |
| 3233000 | 550AM 9 31,32 | SW-35-24-21-4 | 6,500 Sq. Feet | | | |
| | 116 2 AVE | | | | | |
| | R | LAND | T | 104 | RESIDENTIAL VACANT LAND Taxable Total: 100% Alberta School Foundation Fund | 2,700 |



2020 Assessment Roll (Valuation Date 1-July, 2020) 2021 Taxation Year, Wheatland County

Assessment Year: 2020
Tax Year: 2021

| Roll | Legal Address | | | | | | Total |
|---------|---------------|--------------|-------------------------------------|--|----------------|--|--------|
| 3276000 | NE-1-25-21-4 | 160.00 Acres | | | | | |
| | F LAND | | T 1 FARMLAND | | Taxable Total: | | 30,430 |
| | | | 100% Alberta School Foundation Fund | | | | |
| 3277000 | NW-1-25-21-4 | 105.43 Acres | SOUTH OF WATER COURSE | | | | |
| | F LAND | | T 1 FARMLAND | | Taxable Total: | | 19,180 |
| | | | 100% Alberta School Foundation Fund | | | | |
| 3278000 | NW-1-25-21-4 | 53.57 Acres | NORTH OF WATER COURSE | | | | |
| | F LAND | | T 1 FARMLAND | | Taxable Total: | | 8,040 |
| | | | 100% Alberta School Foundation Fund | | | | |
| 3279000 | SE-1-25-21-4 | 158.97 Acres | County Lease-Chancellor Stock Pile | | | | |
| | F LAND | | T 1 FARMLAND | | | | 34,080 |
| | NR | | E 152 MUNI GRAVEL OPERATION- EXEMPT | | | | 51,000 |
| | | | 100% Alberta School Foundation Fund | | Totals: | | 85,080 |
| 3280000 | SW-1-25-21-4 | 157.98 Acres | | | | | |
| | F LAND | | T 1 FARMLAND | | Taxable Total: | | 31,890 |
| | | | 100% Alberta School Foundation Fund | | | | |
| 3281000 | NE-2-25-21-4 | 159.00 Acres | | | | | |
| | F LAND | | T 1 FARMLAND | | Taxable Total: | | 34,150 |
| | | | 100% Alberta School Foundation Fund | | | | |
| 3282000 | NW-2-25-21-4 | 160.00 Acres | | | | | |
| | F LAND | | T 1 FARMLAND | | Taxable Total: | | 37,880 |
| | | | 100% Alberta School Foundation Fund | | | | |
| 3283000 | SE-2-25-21-4 | 157.98 Acres | | | | | |
| | F LAND | | T 1 FARMLAND | | Taxable Total: | | 36,830 |
| | | | 100% Alberta School Foundation Fund | | | | |
| 3284000 | SW-2-25-21-4 | 138.11 Acres | | | | | |



2020 Assessment Roll (Valuation Date 1-July, 2020) 2021 Taxation Year, Wheatland County

Assessment Year: 2020
Tax Year: 2021

| Roll | Legal Address | | | | | Total |
|---------|---------------|------------------------------------|---|-----|-------------------------------------|---------|
| 3284010 | F | LAND | T | 1 | FARMLAND | 32,540 |
| | | | | | 100% Alberta School Foundation Fund | |
| | | 9913182 1 SW-2-25-21-4 20.86 Acres | | | | |
| | | 211072 HWY 842 | | | | |
| | | | | | SOUTHWEST CORNER | |
| | F | LAND & IMPROVEMENTS | T | 1 | FARMLAND | 2,960 |
| | R | | T | 103 | RESIDENTIAL LAND & IMPROVEMENTS | 332,940 |
| | | | | | Taxable Total: | 335,900 |
| | R | | E | 901 | RURAL RESIDENCE EXEMPTION (RAP) | 2,960 |
| | R | | E | 903 | FARM BUILDING EXEMPT | 15,600 |
| | | | | | 100% Alberta School Foundation Fund | |
| | | | | | Exempt Total: | 18,560 |
| | | | | | Totals: | 354,460 |
| 3285000 | | NE-3-25-21-4 160.00 Acres | | | | |
| | F | LAND | T | 1 | FARMLAND | 35,950 |
| | | | | | 100% Alberta School Foundation Fund | |
| 3286000 | | NW-3-25-21-4 160.00 Acres | | | | |
| | F | LAND | T | 1 | FARMLAND | 36,390 |
| | | | | | 100% Alberta School Foundation Fund | |
| 3287000 | | SE-3-25-21-4 158.97 Acres | | | | |
| | F | LAND | T | 1 | FARMLAND | 38,080 |
| | | | | | 100% Alberta School Foundation Fund | |
| 3288000 | | SW-3-25-21-4 158.97 Acres | | | | |
| | F | LAND | T | 1 | FARMLAND | 37,770 |
| | | | | | 100% Alberta School Foundation Fund | |
| 3289000 | | NE-4-25-21-4 158.00 Acres | | | | |
| | | 213023 TWP RD 251 | | | | |
| | F | LAND & IMPROVEMENTS | T | 1 | FARMLAND | 34,480 |
| | R | | T | 103 | RESIDENTIAL LAND & IMPROVEMENTS | 364,530 |
| | | | | | Taxable Total: | 399,010 |
| | R | | E | 901 | RURAL RESIDENCE EXEMPTION (RAP) | 51,570 |
| | | | | | 100% Alberta School Foundation Fund | |
| | | | | | Totals: | 450,580 |
| 3290000 | | NW-4-25-21-4 158.00 Acres | | | | |
| | | 213043 TWP RD 251 | | | | |



2020 Assessment Roll (Valuation Date 1-July, 2020) 2021 Taxation Year, Wheatland County

Assessment Year: 2020
Tax Year: 2021

| Roll | Legal Address | | | | | Total |
|---------|---------------|---------------------|---|------|---------------------------------|-----------------------|
| | F | LAND & IMPROVEMENTS | T | 1 | FARMLAND | 29,970 |
| | R | | T | 103 | RESIDENTIAL LAND & IMPROVEMENTS | 442,730 |
| | | | | | Taxable Total: | 472,700 |
| | R | | E | 901 | RURAL RESIDENCE EXEMPTION (RAP) | 30,770 |
| | | | | 100% | Alberta School Foundation Fund | Totals: 503,470 |
| 3291000 | SE-4-25-21-4 | 158.97 Acres | | | | |
| | F | LAND | T | 1 | FARMLAND | Taxable Total: 35,510 |
| | | | | 100% | Alberta School Foundation Fund | |
| 3292000 | SW-4-25-21-4 | 158.97 Acres | | | | |
| | F | LAND | T | 1 | FARMLAND | Taxable Total: 33,000 |
| | | | | 100% | Alberta School Foundation Fund | |
| 3293000 | NE-5-25-21-4 | 158.00 Acres | | | | |
| | F | LAND | T | 1 | FARMLAND | Taxable Total: 35,910 |
| | | | | 100% | Alberta School Foundation Fund | |
| 3294000 | NW-5-25-21-4 | 158.00 Acres | | | | |
| | F | LAND | T | 1 | FARMLAND | Taxable Total: 39,980 |
| | | | | 100% | Alberta School Foundation Fund | |
| 3295000 | SE-5-25-21-4 | 160.00 Acres | | | | |
| | F | LAND | T | 1 | FARMLAND | Taxable Total: 37,880 |
| | | | | 100% | Alberta School Foundation Fund | |
| 3296000 | SW-5-25-21-4 | 160.00 Acres | | | | |
| | F | LAND | T | 1 | FARMLAND | Taxable Total: 36,720 |
| | | | | 100% | Alberta School Foundation Fund | |
| 3297000 | NE-6-25-21-4 | 158.00 Acres | | | | |
| | F | LAND | T | 1 | FARMLAND | Taxable Total: 37,240 |
| | | | | 100% | Alberta School Foundation Fund | |
| 3298000 | NW-6-25-21-4 | 158.33 Acres | | | | |
| | F | LAND | T | 1 | FARMLAND | Taxable Total: 28,570 |



2020 Assessment Roll (Valuation Date 1-July, 2020) 2021 Taxation Year, Wheatland County

Assessment Year: 2020
Tax Year: 2021

| Roll | Legal Address | | | | | | Total |
|---------|---------------|--------------|-------------------------------------|----------------|--|--|--------|
| | | | 100% Alberta School Foundation Fund | | | | |
| 3299000 | SE-6-25-21-4 | 160.00 Acres | | | | | |
| | F LAND | | T 1 FARMLAND | Taxable Total: | | | 38,180 |
| | | | 100% Alberta School Foundation Fund | | | | |
| 3300000 | SW-6-25-21-4 | 160.00 Acres | | | | | |
| | F LAND | | T 1 FARMLAND | Taxable Total: | | | 28,080 |
| | | | 100% Alberta School Foundation Fund | | | | |
| 3301000 | NE-7-25-21-4 | 160.00 Acres | | | | | |
| | F LAND | | T 1 FARMLAND | Taxable Total: | | | 36,070 |
| | | | 100% Alberta School Foundation Fund | | | | |
| 3302000 | NW-7-25-21-4 | 160.00 Acres | | | | | |
| | F LAND | | T 1 FARMLAND | Taxable Total: | | | 34,100 |
| | | | 100% Alberta School Foundation Fund | | | | |
| 3303000 | SE-7-25-21-4 | 158.00 Acres | | | | | |
| | F LAND | | T 1 FARMLAND | Taxable Total: | | | 36,440 |
| | | | 100% Alberta School Foundation Fund | | | | |
| 3304000 | SW-7-25-21-4 | 157.61 Acres | | | | | |
| | F LAND | | T 1 FARMLAND | Taxable Total: | | | 34,650 |
| | | | 100% Alberta School Foundation Fund | | | | |
| 3305000 | NE-8-25-21-4 | 160.00 Acres | | | | | |
| | F LAND | | T 1 FARMLAND | Taxable Total: | | | 33,460 |
| | | | 100% Alberta School Foundation Fund | | | | |
| 3306000 | NW-8-25-21-4 | 160.00 Acres | | | | | |
| | F LAND | | T 1 FARMLAND | Taxable Total: | | | 37,610 |
| | | | 100% Alberta School Foundation Fund | | | | |
| 3307000 | SE-8-25-21-4 | 158.00 Acres | | | | | |



2020 Assessment Roll (Valuation Date 1-July, 2020) 2021 Taxation Year, Wheatland County

Assessment Year: 2020
Tax Year: 2021

| Roll | Legal Address | | | | | Total | | |
|---------|-------------------------------------|-------------------------|------------------------------------|-----|---------------------------------|----------------|---------------|--------|
| 3308000 | F | LAND | T | 1 | FARMLAND | Taxable Total: | 36,330 | |
| | 100% Alberta School Foundation Fund | | | | | | | |
| | SW-8-25-21-4 | 151.13 Acres | | | | | | |
| 3308010 | F | LAND | T | 1 | FARMLAND | Taxable Total: | 35,490 | |
| | 100% Alberta School Foundation Fund | | | | | | | |
| | 0913380 1 3 | SW-8-25-21-4 3.32 Acres | SW PART OF LSD 4 | | | | | |
| | 214078 TWP RD 251 | | | | | | | |
| 3308020 | R | LAND & IMPROVEMENTS | T | 103 | RESIDENTIAL LAND & IMPROVEMENTS | Taxable Total: | 138,300 | |
| | 100% Alberta School Foundation Fund | | | | | | | |
| | 0913380 1 2 | SW-8-25-21-4 3.56 Acres | SW CORNER | | | | | |
| 3309000 | R | LAND | T | 104 | RESIDENTIAL VACANT LAND | Taxable Total: | 68,600 | |
| | 100% Alberta School Foundation Fund | | | | | | | |
| | NE-9-25-21-4 | 160.00 Acres | | | | | | |
| | 251064 RGE RD 213 | | | | | | | |
| | F | LAND & IMPROVEMENTS | T | 1 | FARMLAND | | 34,440 | |
| | R | | T | 103 | RESIDENTIAL LAND & IMPROVEMENTS | | 293,030 | |
| | | | Taxable Total: | | | | 327,470 | |
| | R | | E | 901 | RURAL RESIDENCE EXEMPTION (RAP) | | 30,770 | |
| | 100% Alberta School Foundation Fund | | | | | Totals: | 358,240 | |
| 3310000 | NW-9-25-21-4 | 160.00 Acres | | | | | | |
| | 213051 TWP RD 252 | | | | | | | |
| | F | LAND & IMPROVEMENTS | T | 1 | FARMLAND | | 30,850 | |
| | R | | T | 103 | RESIDENTIAL LAND & IMPROVEMENTS | | 414,400 | |
| | | | Taxable Total: | | | | 445,250 | |
| | R | | E | 901 | RURAL RESIDENCE EXEMPTION (RAP) | | 61,540 | |
| | R | | E | 903 | FARM BUILDING EXEMPT | | 34,760 | |
| | | | 100% The Golden Hills Reg. Div. 15 | | | | Exempt Total: | 96,300 |
| | | | Totals: | | | | 541,550 | |
| 3311000 | 0012455 1 | SE-9-25-21-4 2.01 Acres | SW CORNER | | | | | |
| | 213036 TWP RD 251 | | | | | | | |
| | R | LAND & IMPROVEMENTS | T | 103 | RESIDENTIAL LAND & IMPROVEMENTS | | 125,360 | |
| | R | | E | 901 | RURAL RESIDENCE EXEMPTION (RAP) | | 61,540 | |
| | R | | E | 903 | FARM BUILDING EXEMPT | | 6,560 | |
| | | | Exempt Total: | | | | 68,100 | |
| | | | Totals: | | | | 193,460 | |



2020 Assessment Roll (Valuation Date 1-July, 2020) 2021 Taxation Year, Wheatland County

Assessment Year: 2020
Tax Year: 2021

| Roll | Legal Address | 100% Alberta School Foundation Fund | | | | Total |
|---------|---|-------------------------------------|---------------------------------|----------------|--|---------|
| 3311010 | 0012456 2 S -9-25-21-4 156.15 Acres | SOUTH HALF | | | | |
| | F LAND | T 1 | FARMLAND | Taxable Total: | | 32,230 |
| | | 100% Alberta School Foundation Fund | | | | |
| 3312000 | 0012456 3 S -9-25-21-4 156.15 Acres | NORTH 1/2 | | | | |
| | F LAND | T 1 | FARMLAND | Taxable Total: | | 30,340 |
| | | 100% Alberta School Foundation Fund | | | | |
| 3313000 | NE-10-25-21-4 160.00 Acres | | | | | |
| | F LAND | T 1 | FARMLAND | Taxable Total: | | 35,890 |
| | | 100% Alberta School Foundation Fund | | | | |
| 3314000 | NW-10-25-21-4 160.00 Acres 251047 RGE RD 213 | | | | | |
| | F LAND & IMPROVEMENTS | T 1 | FARMLAND | | | 35,790 |
| | R | T 103 | RESIDENTIAL LAND & IMPROVEMENTS | | | 227,260 |
| | | Taxable Total: | | | | 263,050 |
| | R | E 901 | RURAL RESIDENCE EXEMPTION (RAP) | | | 61,540 |
| | R | E 903 | FARM BUILDING EXEMPT | | | 96,300 |
| | | 100% Alberta School Foundation Fund | | | | |
| | | Exempt Total: | | | | 157,840 |
| | | Totals: | | | | 420,890 |
| 3315000 | SE-10-25-21-4 160.00 Acres | | | | | |
| | F LAND | T 1 | FARMLAND | Taxable Total: | | 37,860 |
| | | 100% Alberta School Foundation Fund | | | | |
| 3316000 | SW-10-25-21-4 160.00 Acres | | | | | |
| | F LAND | T 1 | FARMLAND | Taxable Total: | | 37,860 |
| | | 100% Alberta School Foundation Fund | | | | |
| 3317000 | NE-11-25-21-4 159.00 Acres | | | | | |
| | F LAND | T 1 | FARMLAND | Taxable Total: | | 32,240 |
| | | 100% Alberta School Foundation Fund | | | | |
| 3318000 | NW-11-25-21-4 160.00 Acres | | | | | |
| | F LAND | T 1 | FARMLAND | Taxable Total: | | 35,140 |



2020 Assessment Roll (Valuation Date 1-July, 2020) 2021 Taxation Year, Wheatland County

Assessment Year: 2020
Tax Year: 2021

| Roll | Legal Address | | | | | | Total |
|---------|---------------|--------------|-------------------------------------|--|----------------|----------------------|--------|
| | | | 100% Alberta School Foundation Fund | | | | |
| 3319000 | SE-11-25-21-4 | 159.00 Acres | | | | | |
| | F LAND | | T 1 FARMLAND | | Taxable Total: | | 37,080 |
| | | | 100% Alberta School Foundation Fund | | | | |
| 3320000 | SW-11-25-21-4 | 160.00 Acres | | | | | |
| | F LAND | | T 1 FARMLAND | | Taxable Total: | | 37,220 |
| | | | 100% Alberta School Foundation Fund | | | | |
| 3321000 | NE-12-25-21-4 | 160.00 Acres | | | | | |
| | F LAND | | T 1 FARMLAND | | Taxable Total: | | 32,690 |
| | | | 100% Alberta School Foundation Fund | | | | |
| 3322000 | NW-12-25-21-4 | 159.00 Acres | | | | | |
| | F LAND | | T 1 FARMLAND | | Taxable Total: | | 31,220 |
| | | | 100% Alberta School Foundation Fund | | | | |
| 3323000 | SE-12-25-21-4 | 160.00 Acres | | | | | |
| | F LAND | | T 1 FARMLAND | | Taxable Total: | | 31,390 |
| | | | 100% Alberta School Foundation Fund | | | | |
| 3324000 | SW-12-25-21-4 | 84.57 Acres | | | | WEST & EAST OF MARSH | |
| | F LAND | | T 1 FARMLAND | | Taxable Total: | | 16,460 |
| | | | 100% Alberta School Foundation Fund | | | | |
| 3325000 | SW-12-25-21-4 | 74.43 Acres | | | | MARSH BED | |
| | F LAND | | T 1 FARMLAND | | Taxable Total: | | 12,020 |
| | | | 100% Alberta School Foundation Fund | | | | |
| 3326000 | NE-13-25-21-4 | 160.00 Acres | | | | | |
| | F LAND | | T 1 FARMLAND | | Taxable Total: | | 29,020 |
| | | | 100% Alberta School Foundation Fund | | | | |
| 3327000 | NW-13-25-21-4 | 159.00 Acres | | | | | |



2020 Assessment Roll (Valuation Date 1-July, 2020) 2021 Taxation Year, Wheatland County

Assessment Year: 2020
Tax Year: 2021

| Roll | Legal Address | | | | | | Total |
|---------|------------------------------------|---------------------|---|-----|-------------------------------------|--------------------------------|---------|
| | F | LAND | T | 1 | FARMLAND | Taxable Total: | 25,000 |
| | | | | | 100% Alberta School Foundation Fund | | |
| 3328000 | SE-13-25-21-4 | 160.00 Acres | | | | | |
| | F | LAND | T | 1 | FARMLAND | Taxable Total: | 31,490 |
| | | | | | 100% Alberta School Foundation Fund | | |
| 3329000 | SW-13-25-21-4 | 155.05 Acres | | | | | |
| | F | LAND | T | 1 | FARMLAND | Taxable Total: | 28,160 |
| | | | | | 100% Alberta School Foundation Fund | | |
| 3329010 | 9810317 1 SW-13-25-21-4 3.95 Acres | | | | | SOUTH PART,E 1499' FROM SW CRN | |
| | 210058 TWP RD 252 | | | | | | |
| | R | LAND & IMPROVEMENTS | T | 103 | RESIDENTIAL LAND & IMPROVEMENTS | Taxable Total: | 161,000 |
| | | | | | 100% Alberta School Foundation Fund | | |
| 3330000 | NE-14-25-21-4 | 159.00 Acres | | | | | |
| | F | LAND | T | 1 | FARMLAND | Taxable Total: | 30,970 |
| | | | | | 100% Alberta School Foundation Fund | | |
| 3331000 | NW-14-25-21-4 | 160.00 Acres | | | | | |
| | F | LAND | T | 1 | FARMLAND | Taxable Total: | 31,060 |
| | | | | | 100% Alberta School Foundation Fund | | |
| 3332000 | SE-14-25-21-4 | 159.00 Acres | | | | | |
| | F | LAND | T | 1 | FARMLAND | Taxable Total: | 35,630 |
| | | | | | 100% Alberta School Foundation Fund | | |
| 3333000 | SW-14-25-21-4 | 160.00 Acres | | | | | |
| | 211064 TWP RD 252 | | | | | | |
| | F | LAND & IMPROVEMENTS | T | 1 | FARMLAND | | 33,250 |
| | R | | T | 103 | RESIDENTIAL LAND & IMPROVEMENTS | | 255,510 |
| | | | | | Taxable Total: | | 288,760 |
| | R | | E | 901 | RURAL RESIDENCE EXEMPTION (RAP) | | 61,540 |
| | R | | E | 903 | FARM BUILDING EXEMPT | | 12,450 |
| | | | | | 100% Alberta School Foundation Fund | Exempt Total: | 73,990 |
| | | | | | | Totals: | 362,750 |



2020 Assessment Roll (Valuation Date 1-July, 2020) 2021 Taxation Year, Wheatland County

Assessment Year: 2020
Tax Year: 2021

| Roll | Legal Address | Total |
|---------|--|-------|
| 3334000 | NE-15-25-21-4 160.00 Acres | |
| | F LAND T 1 FARMLAND Taxable Total: 28,040 | |
| | 100% Alberta School Foundation Fund | |
| 3335000 | NW-15-25-21-4 160.00 Acres | |
| | F LAND T 1 FARMLAND Taxable Total: 28,600 | |
| | 100% Alberta School Foundation Fund | |
| 3336000 | SE-15-25-21-4 160.00 Acres | |
| | F LAND T 1 FARMLAND Taxable Total: 34,290 | |
| | 100% Alberta School Foundation Fund | |
| 3337000 | SW-15-25-21-4 154.23 Acres | |
| | F LAND T 1 FARMLAND Taxable Total: 16,090 | |
| | 100% Alberta School Foundation Fund | |
| 3337010 | 0111833 1 1 SW-15-25-21-4 5.77 Acres WEST OF SOUTHEAST CORNER 212050 TWP RD 252 | |
| | F LAND & IMPROVEMENTS T 1 FARMLAND 380 | |
| | R T 103 RESIDENTIAL LAND & IMPROVEMENTS 378,820 | |
| | R E 901 RURAL RESIDENCE EXEMPTION (RAP) 380 | |
| | 100% Alberta School Foundation Fund Taxable Total: 379,200 | |
| | Totals: 379,580 | |
| 3338000 | NE-16-25-21-4 160.00 Acres | |
| | 213024 TWP RD 252 | |
| | F LAND & IMPROVEMENTS T 1 FARMLAND 34,030 | |
| | R T 103 RESIDENTIAL LAND & IMPROVEMENTS 122,730 | |
| | R E 901 RURAL RESIDENCE EXEMPTION (RAP) 36,970 | |
| | 100% Alberta School Foundation Fund Taxable Total: 156,760 | |
| | Totals: 193,730 | |
| 3339000 | NW-16-25-21-4 160.00 Acres | |
| | F LAND T 1 FARMLAND Taxable Total: 37,460 | |
| | 100% Alberta School Foundation Fund | |
| 3340000 | SE-16-25-21-4 152.68 Acres NORTH WEST OF WATER COURSE 213024A TWP RD 252 | |



2020 Assessment Roll (Valuation Date 1-July, 2020) 2021 Taxation Year, Wheatland County

Assessment Year: 2020
Tax Year: 2021

| Roll | Legal Address | | | | Total |
|---|---|---------------------|------------|-------------------------------------|---------|
| 3341000 | F | LAND & IMPROVEMENTS | T | 1 FARMLAND | 33,020 |
| | R | | T | 103 RESIDENTIAL LAND & IMPROVEMENTS | 231,560 |
| | Taxable Total: | | | | 264,580 |
| | R | | E | 901 RURAL RESIDENCE EXEMPTION (RAP) | 61,540 |
| | R | | E | 903 FARM BUILDING EXEMPT | 14,930 |
| | 100% Alberta School Foundation Fund Exempt Total: | | | | 76,470 |
| Totals: | | | | | 341,050 |
| 3341000 | SE-16-25-21-4 | 7.32 Acres | SE. CORNER | | |
| | 213002 TWP RD 252 | | | | |
| 3342000 | F | LAND & IMPROVEMENTS | T | 1 FARMLAND | 750 |
| | R | | T | 103 RESIDENTIAL LAND & IMPROVEMENTS | 345,260 |
| | Taxable Total: | | | | 346,010 |
| | R | | E | 901 RURAL RESIDENCE EXEMPTION (RAP) | 61,540 |
| 100% Alberta School Foundation Fund Totals: | | | | | 407,550 |
| 3342000 | SW-16-25-21-4 | 160.00 Acres | | | |
| 3343000 | F | LAND | T | 1 FARMLAND | 35,770 |
| | 100% Alberta School Foundation Fund | | | | |
| 3343000 | NE-17-25-21-4 | 160.00 Acres | | | |
| 3344000 | F | LAND | T | 1 FARMLAND | 34,760 |
| | 100% Alberta School Foundation Fund | | | | |
| 3344000 | NW-17-25-21-4 | 160.00 Acres | | | |
| 3345000 | F | LAND | T | 1 FARMLAND | 36,140 |
| | 100% Alberta School Foundation Fund | | | | |
| 3345000 | SE-17-25-21-4 | 160.00 Acres | | | |
| 3346000 | F | LAND | T | 1 FARMLAND | 33,880 |
| | 100% Alberta School Foundation Fund | | | | |
| 3346000 | SW-17-25-21-4 | 153.23 Acres | | | |
| 3347000 | F | LAND | T | 1 FARMLAND | 36,730 |
| | 100% Alberta School Foundation Fund | | | | |
| 3347000 | SW-17-25-21-4 | 6.77 Acres | SE. CORNER | | |
| | 214046 TWP RD 252 | | | | |



2020 Assessment Roll (Valuation Date 1-July, 2020) 2021 Taxation Year, Wheatland County

Assessment Year: 2020
Tax Year: 2021

| Roll | Legal Address | | | | | | Total |
|---------|---------------|---------------------|---|-----|-------------------------------------|-------------------|---------|
| | R | LAND & IMPROVEMENTS | T | 103 | RESIDENTIAL LAND & IMPROVEMENTS | Taxable Total: | 243,200 |
| | | | | | 100% Alberta School Foundation Fund | | |
| 3348000 | NE-18-25-21-4 | 160.00 Acres | | | | | |
| | F | LAND | T | 1 | FARMLAND | Taxable Total: | 37,170 |
| | | | | | 100% Alberta School Foundation Fund | | |
| 3349000 | NW-18-25-21-4 | 160.00 Acres | | | | | |
| | F | LAND | T | 1 | FARMLAND | Taxable Total: | 34,900 |
| | | | | | 100% The Golden Hills Reg. Div. 15 | | |
| 3350000 | SE-18-25-21-4 | 156.00 Acres | | | | | |
| | | 215036 TWP RD 252 | | | | | |
| | F | LAND & IMPROVEMENTS | T | 1 | FARMLAND | | 31,690 |
| | R | | T | 103 | RESIDENTIAL LAND & IMPROVEMENTS | | 197,540 |
| | | | | | | Taxable Total: | 229,230 |
| | R | | E | 901 | RURAL RESIDENCE EXEMPTION (RAP) | | 30,770 |
| | R | | E | 903 | FARM BUILDING EXEMPT | | 8,920 |
| | | | | | 100% Alberta School Foundation Fund | Exempt Total: | 39,690 |
| | | | | | | Totals: | 268,920 |
| 3351000 | SE-18-25-21-4 | 4.00 Acres | | | | SOUTH EAST CORNER | |
| | | 215032 TWP RD 252 | | | | | |
| | F | LAND & IMPROVEMENTS | T | 1 | FARMLAND | | 150 |
| | R | | T | 103 | RESIDENTIAL LAND & IMPROVEMENTS | | 207,850 |
| | | | | | | Taxable Total: | 208,000 |
| | R | | E | 901 | RURAL RESIDENCE EXEMPTION (RAP) | | 150 |
| | | | | | 100% Alberta School Foundation Fund | Totals: | 208,150 |
| 3352000 | SW-18-25-21-4 | 160.00 Acres | | | | | |
| | | 215044 TWP RD 252 | | | | | |
| | F | LAND & IMPROVEMENTS | T | 1 | FARMLAND | | 36,590 |
| | R | | T | 103 | RESIDENTIAL LAND & IMPROVEMENTS | | 424,690 |
| | | | | | | Taxable Total: | 461,280 |
| | R | | E | 901 | RURAL RESIDENCE EXEMPTION (RAP) | | 92,310 |
| | | | | | 100% Alberta School Foundation Fund | Totals: | 553,590 |
| 3353000 | NE-19-25-21-4 | 160.00 Acres | | | | | |
| | F | LAND | T | 1 | FARMLAND | Taxable Total: | 36,420 |
| | | | | | 100% The Golden Hills Reg. Div. 15 | | |



2020 Assessment Roll (Valuation Date 1-July, 2020) 2021 Taxation Year, Wheatland County

Assessment Year: 2020
Tax Year: 2021

| Roll | Legal Address | | | | | | Total |
|---------|-----------------------|--------------|-------|-------------------------------------|----------------|--|---------|
| 3354000 | NW-19-25-21-4 | 160.00 Acres | | | | | |
| | F LAND | | T 1 | FARMLAND | Taxable Total: | | 32,330 |
| | | | | 100% The Golden Hills Reg. Div. 15 | | | |
| 3355000 | SE-19-25-21-4 | 160.00 Acres | | | | | |
| | F LAND | | T 1 | FARMLAND | Taxable Total: | | 35,410 |
| | | | | 100% The Golden Hills Reg. Div. 15 | | | |
| 3356000 | SW-19-25-21-4 | 160.00 Acres | | | | | |
| | 253017 RGE RD 220 | | | | | | |
| | F LAND & IMPROVEMENTS | | T 1 | FARMLAND | | | 28,290 |
| | R | | T 103 | RESIDENTIAL LAND & IMPROVEMENTS | | | 286,890 |
| | | | | | Taxable Total: | | 315,180 |
| | R | | E 901 | RURAL RESIDENCE EXEMPTION (RAP) | | | 92,310 |
| | | | | 100% The Golden Hills Reg. Div. 15 | Totals: | | 407,490 |
| 3357000 | NE-20-25-21-4 | 160.00 Acres | | | | | |
| | F LAND | | T 1 | FARMLAND | Taxable Total: | | 32,510 |
| | | | | 100% Alberta School Foundation Fund | | | |
| 3358000 | NW-20-25-21-4 | 160.00 Acres | | | | | |
| | F LAND | | T 1 | FARMLAND | Taxable Total: | | 35,140 |
| | | | | 100% Alberta School Foundation Fund | | | |
| 3359000 | SE-20-25-21-4 | 80.00 Acres | | | | | |
| | | | | | SOUTH HALF | | |
| | F LAND | | T 1 | FARMLAND | Taxable Total: | | 15,330 |
| | | | | 100% Alberta School Foundation Fund | | | |
| 3359010 | SE-20-25-21-4 | 80.00 Acres | | | | | |
| | | | | | NORTH HALF | | |
| | F LAND | | T 1 | FARMLAND | Taxable Total: | | 18,830 |
| | | | | 100% Alberta School Foundation Fund | | | |
| 3360000 | SW-20-25-21-4 | 80.00 Acres | | | | | |
| | 253035 RGE RD 215 | | | | | | |
| | F LAND & IMPROVEMENTS | | T 1 | FARMLAND | | | 17,360 |
| | R | | T 103 | RESIDENTIAL LAND & IMPROVEMENTS | | | 351,360 |
| | | | | | Taxable Total: | | 368,720 |



2020 Assessment Roll (Valuation Date 1-July, 2020) 2021 Taxation Year, Wheatland County

Assessment Year: 2020
Tax Year: 2021

| Roll | Legal Address | | | | | | Total |
|---------|-------------------|---------------------|---|------|---------------------------------|----------------|---------|
| | R | | E | 901 | RURAL RESIDENCE EXEMPTION (RAP) | | 61,540 |
| | | | | 100% | Alberta School Foundation Fund | Totals: | 430,260 |
| 3360010 | SW-20-25-21-4 | 80.00 Acres | | | | SOUTH HALF | |
| | 253001 RGE RD 215 | | | | | | |
| | F | LAND & IMPROVEMENTS | T | 1 | FARMLAND | | 18,320 |
| | R | | T | 103 | RESIDENTIAL LAND & IMPROVEMENTS | | 225,360 |
| | | | | | | Taxable Total: | 243,680 |
| | R | | E | 901 | RURAL RESIDENCE EXEMPTION (RAP) | | 61,540 |
| | | | | 100% | Alberta School Foundation Fund | Totals: | 305,220 |
| 3361000 | NE-21-25-21-4 | 160.00 Acres | | | | | |
| | F | LAND | T | 1 | FARMLAND | Taxable Total: | 18,900 |
| | | | | 100% | Alberta School Foundation Fund | | |
| 3362000 | NW-21-25-21-4 | 155.76 Acres | | | | | |
| | F | LAND | T | 1 | FARMLAND | Taxable Total: | 29,410 |
| | | | | 100% | Alberta School Foundation Fund | | |
| 3363000 | SE-21-25-21-4 | 160.00 Acres | | | | | |
| | F | LAND | T | 1 | FARMLAND | Taxable Total: | 28,010 |
| | | | | 100% | Alberta School Foundation Fund | | |
| 3364000 | SW-21-25-21-4 | 160.00 Acres | | | | | |
| | F | LAND | T | 1 | FARMLAND | Taxable Total: | 34,840 |
| | | | | 100% | Alberta School Foundation Fund | | |
| 3365000 | NE-22-25-21-4 | 160.00 Acres | | | | | |
| | F | LAND | T | 1 | FARMLAND | Taxable Total: | 31,360 |
| | | | | 100% | Alberta School Foundation Fund | | |
| 3366000 | NW-22-25-21-4 | 160.00 Acres | | | | | |
| | F | LAND | T | 1 | FARMLAND | Taxable Total: | 31,260 |
| | | | | 100% | Alberta School Foundation Fund | | |
| 3367000 | SE-22-25-21-4 | 160.00 Acres | | | | | |
| | F | LAND | T | 1 | FARMLAND | Taxable Total: | 33,610 |



2020 Assessment Roll (Valuation Date 1-July, 2020) 2021 Taxation Year, Wheatland County

Assessment Year: 2020
Tax Year: 2021

| Roll | Legal Address | | | | | | Total |
|---------|---------------|--------------------------|---|-----|---------------------------------|----------------|-----------|
| | | | 100% Alberta School Foundation Fund | | | | |
| 3368000 | SW-22-25-21-4 | 160.00 Acres | | | | | |
| | F | LAND | T | 1 | FARMLAND | Taxable Total: | 25,460 |
| | | | 100% Alberta School Foundation Fund | | | | |
| 3369000 | NE-23-25-21-4 | 159.01 Acres | | | | | |
| | F | LAND | T | 1 | FARMLAND | Taxable Total: | 34,960 |
| | | | 100% Alberta School Foundation Fund | | | | |
| 3370000 | NW-23-25-21-4 | 160.00 Acres | | | | | |
| | F | LAND | T | 1 | FARMLAND | Taxable Total: | 28,460 |
| | | | 100% Alberta School Foundation Fund | | | | |
| 3371000 | SE-23-25-21-4 | 156.77 Acres | Standard Colony | | | | |
| | | 253032 HWY 842 | | | | | |
| | F | LAND & IMPROVEMENTS | T | 1 | FARMLAND | | 35,890 |
| | R | | T | 103 | RESIDENTIAL LAND & IMPROVEMENTS | | 2,589,950 |
| | | | Taxable Total: | | | | 2,625,840 |
| | NR | | E | 156 | SCHOOLS EXEMPT | | 408,800 |
| | R | | E | 901 | RURAL RESIDENCE EXEMPTION (RAP) | | 814,350 |
| | R | | E | 903 | FARM BUILDING EXEMPT | | 277,170 |
| | | | 100% Alberta School Foundation Fund | | | | |
| | | | Exempt Total: | | | | 1,500,320 |
| | | | Totals: | | | | 4,126,160 |
| 3371020 | 8810947 2 | SE-23-25-21-4 0.96 Acres | N.W.PORION LSD 2 Standard Colony Cemetery | | | | |
| | NR | LAND | E | 159 | CEMETARY EXEMPT | Exempt Total: | 40,680 |
| | | | 100% Alberta School Foundation Fund | | | | |
| 3372000 | SW-23-25-21-4 | 159.87 Acres | | | | | |
| | F | LAND | T | 1 | FARMLAND | Taxable Total: | 20,150 |
| | | | 100% Alberta School Foundation Fund | | | | |
| 3373000 | NE-24-25-21-4 | 160.00 Acres | | | | | |
| | F | LAND | T | 1 | FARMLAND | Taxable Total: | 31,320 |
| | | | 100% Alberta School Foundation Fund | | | | |



2020 Assessment Roll (Valuation Date 1-July, 2020) 2021 Taxation Year, Wheatland County

Assessment Year: 2020
Tax Year: 2021

| Roll | Legal Address | | | | | | Total |
|---------|---------------|--------------|-------------------------------------|--|----------------|--|--------|
| 3374000 | NW-24-25-21-4 | 159.01 Acres | | | | | |
| | F LAND | | T 1 FARMLAND | | Taxable Total: | | 31,490 |
| | | | 100% Alberta School Foundation Fund | | | | |
| 3375000 | SE-24-25-21-4 | 160.00 Acres | | | | | |
| | F LAND | | T 1 FARMLAND | | Taxable Total: | | 29,460 |
| | | | 100% Alberta School Foundation Fund | | | | |
| 3376000 | SW-24-25-21-4 | 159.00 Acres | | | | | |
| | F LAND | | T 1 FARMLAND | | Taxable Total: | | 32,040 |
| | | | 100% Alberta School Foundation Fund | | | | |
| 3377000 | NE-25-25-21-4 | 160.00 Acres | | | | | |
| | F LAND | | T 1 FARMLAND | | Taxable Total: | | 29,700 |
| | | | 100% Alberta School Foundation Fund | | | | |
| 3378000 | NW-25-25-21-4 | 159.00 Acres | | | | | |
| | F LAND | | T 1 FARMLAND | | Taxable Total: | | 31,210 |
| | | | 100% Alberta School Foundation Fund | | | | |
| 3379000 | SE-25-25-21-4 | 160.00 Acres | | | | | |
| | F LAND | | T 1 FARMLAND | | Taxable Total: | | 31,760 |
| | | | 100% Alberta School Foundation Fund | | | | |
| 3380000 | SW-25-25-21-4 | 159.00 Acres | | | | | |
| | F LAND | | T 1 FARMLAND | | Taxable Total: | | 30,860 |
| | | | 100% Alberta School Foundation Fund | | | | |
| 3381000 | NE-26-25-21-4 | 159.00 Acres | | | | | |
| | F LAND | | T 1 FARMLAND | | Taxable Total: | | 29,450 |
| | | | 100% Alberta School Foundation Fund | | | | |
| 3382000 | NW-26-25-21-4 | 160.00 Acres | | | | | |
| | F LAND | | T 1 FARMLAND | | Taxable Total: | | 34,460 |



2020 Assessment Roll (Valuation Date 1-July, 2020) 2021 Taxation Year, Wheatland County

Assessment Year: 2020
Tax Year: 2021

| Roll | Legal Address | | | | | | Total |
|---------|-----------------------|--------------|-------------------------------------|---------------------------------|----------------|--|---------|
| | | | 100% Alberta School Foundation Fund | | | | |
| 3383000 | SE-26-25-21-4 | 159.00 Acres | | | | | |
| | F LAND | | T 1 | FARMLAND | Taxable Total: | | 32,020 |
| | | | 100% Alberta School Foundation Fund | | | | |
| 3384000 | SW-26-25-21-4 | 160.00 Acres | | | | | |
| | F LAND | | T 1 | FARMLAND | Taxable Total: | | 35,900 |
| | | | 100% Alberta School Foundation Fund | | | | |
| 3385000 | NE-27-25-21-4 | 160.00 Acres | | | | | |
| | F LAND | | T 1 | FARMLAND | Taxable Total: | | 12,300 |
| | | | 100% Alberta School Foundation Fund | | | | |
| 3386000 | NW-27-25-21-4 | 156.91 Acres | | | | | |
| | F LAND | | T 1 | FARMLAND | Taxable Total: | | 12,040 |
| | | | 100% Alberta School Foundation Fund | | | | |
| 3387000 | SE-27-25-21-4 | 160.00 Acres | | | | | |
| | F LAND | | T 1 | FARMLAND | Taxable Total: | | 11,910 |
| | | | 100% Alberta School Foundation Fund | | | | |
| 3388000 | SW-27-25-21-4 | 160.00 Acres | | | | | |
| | F LAND | | T 1 | FARMLAND | Taxable Total: | | 12,170 |
| | | | 100% Alberta School Foundation Fund | | | | |
| 3389000 | NE-28-25-21-4 | 160.00 Acres | Coulee Spring Motorcross Ranch | | | | |
| | F LAND & IMPROVEMENTS | | T 1 | FARMLAND | | | 13,260 |
| | R | | T 103 | RESIDENTIAL LAND & IMPROVEMENTS | | | 136,340 |
| | | | Taxable Total: | | | | 149,600 |
| | R | | E 901 | RURAL RESIDENCE EXEMPTION (RAP) | | | 13,260 |
| | | | 100% Alberta School Foundation Fund | | | | |
| | | | Totals: | | | | 162,860 |
| 3390000 | NW-28-25-21-4 | 160.00 Acres | | | | | |
| | F LAND | | T 1 | FARMLAND | Taxable Total: | | 15,610 |



2020 Assessment Roll (Valuation Date 1-July, 2020) 2021 Taxation Year, Wheatland County

Assessment Year: 2020
Tax Year: 2021

| Roll | Legal Address | | | | | | Total |
|---------|---------------|--------------|-------------------------------------|----------------|--|--|--------|
| | | | 100% Alberta School Foundation Fund | | | | |
| 3391000 | SE-28-25-21-4 | 155.21 Acres | | | | | |
| | F LAND | | T 1 FARMLAND | Taxable Total: | | | 31,750 |
| | | | 100% Alberta School Foundation Fund | | | | |
| 3392000 | SW-28-25-21-4 | 158.44 Acres | | | | | |
| | F LAND | | T 1 FARMLAND | Taxable Total: | | | 33,890 |
| | | | 100% Alberta School Foundation Fund | | | | |
| 3393000 | NE-29-25-21-4 | 160.00 Acres | | | | | |
| | F LAND | | T 1 FARMLAND | Taxable Total: | | | 11,660 |
| | | | 100% Alberta School Foundation Fund | | | | |
| 3394000 | NW-29-25-21-4 | 160.00 Acres | | | | | |
| | F LAND | | T 1 FARMLAND | Taxable Total: | | | 12,640 |
| | | | 100% Alberta School Foundation Fund | | | | |
| 3395000 | SE-29-25-21-4 | 155.98 Acres | | | | | |
| | F LAND | | T 1 FARMLAND | Taxable Total: | | | 33,700 |
| | | | 100% Alberta School Foundation Fund | | | | |
| 3396000 | SW-29-25-21-4 | 160.00 Acres | | | | | |
| | F LAND | | T 1 FARMLAND | Taxable Total: | | | 34,690 |
| | | | 100% Alberta School Foundation Fund | | | | |
| 3397000 | NE-30-25-21-4 | 160.00 Acres | | | | | |
| | F LAND | | T 1 FARMLAND | Taxable Total: | | | 33,460 |
| | | | 100% The Golden Hills Reg. Div. 15 | | | | |
| 3398000 | NW-30-25-21-4 | 160.00 Acres | | | | | |
| | F LAND | | T 1 FARMLAND | Taxable Total: | | | 35,690 |
| | | | 100% The Golden Hills Reg. Div. 15 | | | | |
| 3399000 | SE-30-25-21-4 | 160.00 Acres | | | | | |



2020 Assessment Roll (Valuation Date 1-July, 2020) 2021 Taxation Year, Wheatland County

Assessment Year: 2020
Tax Year: 2021

| Roll | Legal Address | | | | | Taxable Total: | Total |
|---------|---------------|--|---|-----|---|----------------|---------|
| 3400000 | F | LAND | T | 1 | FARMLAND 100% The Golden Hills Reg. Div. 15 | | 35,590 |
| | | SW-30-25-21-4 160.00 Acres | | | | | |
| 3401000 | F | LAND | T | 1 | FARMLAND 100% The Golden Hills Reg. Div. 15 | | 30,070 |
| | | NE-31-25-21-4 157.65 Acres | | | | | |
| 3402000 | F | LAND | T | 1 | FARMLAND 100% The Golden Hills Reg. Div. 15 | | 33,820 |
| | | NW-31-25-21-4 134.64 Acres | | | | | |
| 3402010 | F | LAND | T | 1 | FARMLAND 100% The Golden Hills Reg. Div. 15 | | 30,070 |
| | | 9111406 1 NW-31-25-21-4 22.99 Acres 255069 RGE RD 220 | | | | W 1/2 LSD 13 | |
| | F | LAND & IMPROVEMENTS | T | 1 | FARMLAND | | 2,250 |
| | R | | T | 103 | RESIDENTIAL LAND & IMPROVEMENTS | | 237,650 |
| | | | | | Taxable Total: | | 239,900 |
| | R | | E | 901 | RURAL RESIDENCE EXEMPTION (RAP) | | 2,250 |
| | | | | | 100% Alberta School Foundation Fund | Totals: | 242,150 |
| 3403000 | F | LAND | T | 1 | FARMLAND 100% Alberta School Foundation Fund | | 16,200 |
| | | SE-31-25-21-4 160.00 Acres | | | | | |
| 3404000 | F | LAND | T | 1 | FARMLAND 100% The Golden Hills Reg. Div. 15 | | 35,340 |
| | | SW-31-25-21-4 160.00 Acres | | | | | |
| 3405000 | F | LAND | T | 1 | FARMLAND 100% Alberta School Foundation Fund | | 32,450 |
| | | NE-32-25-21-4 157.92 Acres | | | | | |
| 3406000 | F | LAND | T | 1 | FARMLAND | | 32,290 |
| | | NW-32-25-21-4 156.07 Acres | | | | | |
| | | | | | Taxable Total: | | |



2020 Assessment Roll (Valuation Date 1-July, 2020) 2021 Taxation Year, Wheatland County

Assessment Year: 2020
Tax Year: 2021

| Roll | Legal Address | | | | | | Total |
|---------|--------------------|---------------------|-------------------------------------|-----|---------------------------------|----------------|---------|
| | | | 100% Alberta School Foundation Fund | | | | |
| 3407000 | SE-32-25-21-4 | 160.00 Acres | | | | | |
| | 255039B RGE RD 215 | | | | | | |
| | F | LAND & IMPROVEMENTS | T | 1 | FARMLAND | | 22,490 |
| | R | | T | 103 | RESIDENTIAL LAND & IMPROVEMENTS | | 155,630 |
| | | | Taxable Total: | | | | 178,120 |
| | R | | E | 901 | RURAL RESIDENCE EXEMPTION (RAP) | | 30,770 |
| | | | 100% Alberta School Foundation Fund | | | | |
| | | | Totals: | | | | 208,890 |
| 3408000 | SW-32-25-21-4 | 157.98 Acres | | | | | |
| | 255039A RGE RD 215 | | | | | | |
| | F | LAND & IMPROVEMENTS | T | 1 | FARMLAND | | 12,590 |
| | R | | T | 103 | RESIDENTIAL LAND & IMPROVEMENTS | | 140,560 |
| | | | Taxable Total: | | | | 153,150 |
| | R | | E | 901 | RURAL RESIDENCE EXEMPTION (RAP) | | 61,540 |
| | | | 100% Alberta School Foundation Fund | | | | |
| | | | Totals: | | | | 214,690 |
| 3409000 | NE-33-25-21-4 | 157.92 Acres | | | | | |
| | F | LAND | T | 1 | FARMLAND | Taxable Total: | 31,770 |
| | | | 100% Alberta School Foundation Fund | | | | |
| 3410000 | NW-33-25-21-4 | 158.00 Acres | | | | | |
| | F | LAND | T | 1 | FARMLAND | Taxable Total: | 31,120 |
| | | | 100% Alberta School Foundation Fund | | | | |
| 3411000 | SE-33-25-21-4 | 157.93 Acres | | | | | |
| | F | LAND | T | 1 | FARMLAND | Taxable Total: | 19,970 |
| | | | 100% Alberta School Foundation Fund | | | | |
| 3412000 | SW-33-25-21-4 | 160.00 Acres | | | | | |
| | F | LAND | T | 1 | FARMLAND | Taxable Total: | 23,070 |
| | | | 100% Alberta School Foundation Fund | | | | |
| 3413000 | NE-34-25-21-4 | 157.93 Acres | | | | | |
| | F | LAND | T | 1 | FARMLAND | Taxable Total: | 18,580 |
| | | | 100% Alberta School Foundation Fund | | | | |



2020 Assessment Roll (Valuation Date 1-July, 2020) 2021 Taxation Year, Wheatland County

Assessment Year: 2020
Tax Year: 2021

| Roll | Legal Address | Total |
|---------|--|-------|
| 3414000 | NW-34-25-21-4 157.94 Acres | |
| | F LAND T 1 FARMLAND Taxable Total: 32,770 100% Alberta School Foundation Fund | |
| 3415000 | SE-34-25-21-4 160.00 Acres | |
| | F LAND T 1 FARMLAND Taxable Total: 30,730 100% Alberta School Foundation Fund | |
| 3416000 | SW-34-25-21-4 159.99 Acres | |
| | F LAND T 1 FARMLAND Taxable Total: 27,220 100% Alberta School Foundation Fund | |
| 3417000 | NE-35-25-21-4 157.00 Acres | |
| | F LAND T 1 FARMLAND Taxable Total: 31,350 100% Alberta School Foundation Fund | |
| 3418000 | NW-35-25-21-4 157.97 Acres | |
| | F LAND T 1 FARMLAND Taxable Total: 16,360 100% Alberta School Foundation Fund | |
| 3419000 | SE-35-25-21-4 159.00 Acres | |
| | F LAND T 1 FARMLAND Taxable Total: 32,580 100% Alberta School Foundation Fund | |
| 3420000 | SW-35-25-21-4 160.00 Acres | |
| | F LAND T 1 FARMLAND Taxable Total: 24,660 100% Alberta School Foundation Fund | |
| 3421000 | NE-36-25-21-4 131.61 Acres | |
| | F LAND T 1 FARMLAND Taxable Total: 26,270 100% Alberta School Foundation Fund | |
| 3422000 | NW-36-25-21-4 147.08 Acres | |
| | F LAND T 1 FARMLAND Taxable Total: 27,060 | |



2020 Assessment Roll (Valuation Date 1-July, 2020) 2021 Taxation Year, Wheatland County

Assessment Year: 2020
Tax Year: 2021

| Roll | Legal Address | | | | | | Total |
|---------|-------------------------------------|---------------------|----------------|-----|---------------------------------|----------------|---------|
| | 100% Alberta School Foundation Fund | | | | | | |
| 3423000 | SE-36-25-21-4 | 160.00 Acres | | | | | |
| | F | LAND | T | 1 | FARMLAND | Taxable Total: | 30,280 |
| | 100% Alberta School Foundation Fund | | | | | | |
| 3424000 | SW-36-25-21-4 | 159.00 Acres | | | | | |
| | F | LAND | T | 1 | FARMLAND | Taxable Total: | 36,330 |
| | 100% Alberta School Foundation Fund | | | | | | |
| 3425000 | NE-1-26-21-4 | 160.00 Acres | | | | | |
| | F | LAND | T | 1 | FARMLAND | Taxable Total: | 28,420 |
| | 100% Alberta School Foundation Fund | | | | | | |
| 3426000 | NW-1-26-21-4 | 159.00 Acres | | | | | |
| | 260043 RGE RD 211 | | | | | | |
| | F | LAND & IMPROVEMENTS | T | 1 | FARMLAND | | 33,190 |
| | R | | T | 103 | RESIDENTIAL LAND & IMPROVEMENTS | | 211,760 |
| | | | Taxable Total: | | | | 244,950 |
| | R | | E | 901 | RURAL RESIDENCE EXEMPTION (RAP) | | 61,540 |
| | 100% Alberta School Foundation Fund | | | | | | |
| | Totals: | | | | | | 306,490 |
| 3427000 | SE-1-26-21-4 | 158.00 Acres | | | | | |
| | F | LAND | T | 1 | FARMLAND | Taxable Total: | 29,510 |
| | 100% Alberta School Foundation Fund | | | | | | |
| 3428000 | SW-1-26-21-4 | 156.95 Acres | | | | | |
| | 260035 RGE RD 211 | | | | | | |
| | F | LAND & IMPROVEMENTS | T | 1 | FARMLAND | | 34,250 |
| | R | | T | 103 | RESIDENTIAL LAND & IMPROVEMENTS | | 100,700 |
| | | | Taxable Total: | | | | 134,950 |
| | R | | E | 901 | RURAL RESIDENCE EXEMPTION (RAP) | | 49,000 |
| | 100% Alberta School Foundation Fund | | | | | | |
| | Totals: | | | | | | 183,950 |
| 3429000 | NE-2-26-21-4 | 159.00 Acres | | | | | |
| | F | LAND | T | 1 | FARMLAND | Taxable Total: | 29,760 |
| | 100% Alberta School Foundation Fund | | | | | | |



2020 Assessment Roll (Valuation Date 1-July, 2020) 2021 Taxation Year, Wheatland County

Assessment Year: 2020
Tax Year: 2021

| Roll | Legal Address | Total |
|---------|--|-------|
| 3430000 | NW-2-26-21-4 160.00 Acres | |
| | F LAND T 1 FARMLAND Taxable Total: 33,350 100% Alberta School Foundation Fund | |
| 3431000 | SE-2-26-21-4 156.58 Acres | |
| | F LAND T 1 FARMLAND Taxable Total: 31,060 100% Alberta School Foundation Fund | |
| 3432000 | SW-2-26-21-4 157.95 Acres | |
| | F LAND T 1 FARMLAND Taxable Total: 36,370 100% Alberta School Foundation Fund | |
| 3433000 | NE-3-26-21-4 160.00 Acres | |
| | F LAND T 1 FARMLAND Taxable Total: 34,580 100% Alberta School Foundation Fund | |
| 3434000 | NW-3-26-21-4 160.00 Acres | |
| | F LAND T 1 FARMLAND Taxable Total: 26,400 100% Alberta School Foundation Fund | |
| 3435000 | SE-3-26-21-4 157.96 Acres | |
| | F LAND T 1 FARMLAND Taxable Total: 29,080 100% The Golden Hills Reg. Div. 15 | |
| 3436000 | SW-3-26-21-4 157.92 Acres | |
| | F LAND T 1 FARMLAND Taxable Total: 33,250 100% Alberta School Foundation Fund | |
| 3437000 | NE-4-26-21-4 160.00 Acres | |
| | F LAND T 1 FARMLAND Taxable Total: 32,020 100% Alberta School Foundation Fund | |
| 3438000 | NW-4-26-21-4 80.00 Acres EAST HALF | |
| | F LAND T 1 FARMLAND Taxable Total: 19,060 | |



2020 Assessment Roll (Valuation Date 1-July, 2020) 2021 Taxation Year, Wheatland County

Assessment Year: 2020
Tax Year: 2021

| Roll | Legal Address | | | | | | Total |
|---------|---------------|--------------|-------------------------------------|---|----------|----------------|--------|
| | | | 100% Alberta School Foundation Fund | | | | |
| 3439000 | NW-4-26-21-4 | 80.00 Acres | | | | WEST HALF | |
| | F | LAND | T | 1 | FARMLAND | Taxable Total: | 18,340 |
| | | | 100% Alberta School Foundation Fund | | | | |
| 3440000 | SE-4-26-21-4 | 157.78 Acres | | | | | |
| | F | LAND | T | 1 | FARMLAND | Taxable Total: | 34,090 |
| | | | 100% Alberta School Foundation Fund | | | | |
| 3441000 | SW-4-26-21-4 | 158.00 Acres | | | | | |
| | F | LAND | T | 1 | FARMLAND | Taxable Total: | 37,510 |
| | | | 100% Alberta School Foundation Fund | | | | |
| 3442000 | NE-5-26-21-4 | 160.00 Acres | | | | | |
| | F | LAND | T | 1 | FARMLAND | Taxable Total: | 30,540 |
| | | | 100% Alberta School Foundation Fund | | | | |
| 3443000 | NW-5-26-21-4 | 160.00 Acres | | | | | |
| | F | LAND | T | 1 | FARMLAND | Taxable Total: | 39,540 |
| | | | 100% Alberta School Foundation Fund | | | | |
| 3444000 | SE-5-26-21-4 | 157.85 Acres | | | | | |
| | F | LAND | T | 1 | FARMLAND | Taxable Total: | 32,720 |
| | | | 100% Alberta School Foundation Fund | | | | |
| 3445000 | SW-5-26-21-4 | 157.52 Acres | | | | | |
| | F | LAND | T | 1 | FARMLAND | Taxable Total: | 37,380 |
| | | | 100% Alberta School Foundation Fund | | | | |
| 3446000 | NE-6-26-21-4 | 160.00 Acres | | | | | |
| | F | LAND | T | 1 | FARMLAND | Taxable Total: | 30,850 |
| | | | 100% Alberta School Foundation Fund | | | | |
| 3447000 | NW-6-26-21-4 | 160.00 Acres | | | | | |



2020 Assessment Roll (Valuation Date 1-July, 2020) 2021 Taxation Year, Wheatland County

Assessment Year: 2020
Tax Year: 2021

| Roll | Legal Address | | | | | Total |
|---------|------------------------|---------------------|---|-----|-------------------------------------|------------------------|
| | F | LAND | T | 1 | FARMLAND | |
| | | | | | 100% The Golden Hills Reg. Div. 15 | Taxable Total: 34,900 |
| 3448000 | SE-6-26-21-4 | 157.56 Acres | | | | |
| | F | LAND | T | 1 | FARMLAND | |
| | | | | | 100% Alberta School Foundation Fund | Taxable Total: 16,460 |
| 3449000 | SW-6-26-21-4 | 111.41 Acres | | | | Easterly Portion |
| | F | LAND | T | 1 | FARMLAND | |
| | | | | | 100% Alberta School Foundation Fund | Taxable Total: 24,650 |
| 3449010 | 9711151 1 SW-6-26-21-4 | 46.19 Acres | | | | West of Coulee |
| | | 260011 RGE RD 220 | | | | |
| | F | LAND & IMPROVEMENTS | T | 1 | FARMLAND | 3,490 |
| | R | | T | 103 | RESIDENTIAL LAND & IMPROVEMENTS | 264,420 |
| | | | | | | Taxable Total: 267,910 |
| | R | | E | 901 | RURAL RESIDENCE EXEMPTION (RAP) | 3,490 |
| | R | | E | 903 | FARM BUILDING EXEMPT | 8,720 |
| | | | | | 100% Alberta School Foundation Fund | Exempt Total: 12,210 |
| | | | | | | Totals: 280,120 |
| 3450000 | NE-7-26-21-4 | 160.00 Acres | | | | |
| | F | LAND | T | 1 | FARMLAND | |
| | | | | | 100% Alberta School Foundation Fund | Taxable Total: 37,560 |
| 3451000 | NW-7-26-21-4 | 160.00 Acres | | | | |
| | | 261047 RGE RD 220 | | | | |
| | F | LAND & IMPROVEMENTS | T | 1 | FARMLAND | 37,340 |
| | R | | T | 103 | RESIDENTIAL LAND & IMPROVEMENTS | 948,890 |
| | | | | | | Taxable Total: 986,230 |
| | R | | E | 901 | RURAL RESIDENCE EXEMPTION (RAP) | 92,310 |
| | | | | | 100% Alberta School Foundation Fund | Totals: 1,078,540 |
| 3452000 | SE-7-26-21-4 | 160.00 Acres | | | | |
| | F | LAND | T | 1 | FARMLAND | |
| | | | | | 100% Alberta School Foundation Fund | Taxable Total: 39,200 |
| 3453000 | SW-7-26-21-4 | 160.00 Acres | | | | |
| | | 261041B RGE RD 220 | | | | |



2020 Assessment Roll (Valuation Date 1-July, 2020) 2021 Taxation Year, Wheatland County

Assessment Year: 2020
Tax Year: 2021

| Roll | Legal Address | | | | | | Total |
|-------------------------------------|-------------------------------------|---------------------|-----|---------------------------------|---------------------------------|----------------|---------|
| 3454000 | F | LAND & IMPROVEMENTS | T | 1 | FARMLAND | | 36,540 |
| | R | | T | 103 | RESIDENTIAL LAND & IMPROVEMENTS | | 107,000 |
| | Taxable Total: | | | | | | 143,540 |
| | R | | E | 901 | RURAL RESIDENCE EXEMPTION (RAP) | | 22,200 |
| | R | | E | 903 | FARM BUILDING EXEMPT | | 5,030 |
| | 100% Alberta School Foundation Fund | | | | | Exempt Total: | 27,230 |
| Totals: | | | | | | | 170,770 |
| 3454000 | NE-8-26-21-4 | 158.07 Acres | | | | | |
| 3455000 | F | LAND | T | 1 | FARMLAND | Taxable Total: | 26,380 |
| | 100% Alberta School Foundation Fund | | | | | | |
| | NW-8-26-21-4 | 158.18 Acres | | | | | |
| | 261063 RGE RD 215 | | | | | | |
| | F | LAND & IMPROVEMENTS | T | 1 | FARMLAND | | 25,540 |
| | R | | T | 103 | RESIDENTIAL LAND & IMPROVEMENTS | | 247,460 |
| Taxable Total: | | | | | | 273,000 | |
| R | | E | 901 | RURAL RESIDENCE EXEMPTION (RAP) | | 25,540 | |
| R | | E | 903 | FARM BUILDING EXEMPT | | 33,340 | |
| 100% Alberta School Foundation Fund | | | | | Exempt Total: | 58,880 | |
| Totals: | | | | | | | 331,880 |
| 3456000 | SE-8-26-21-4 | 160.00 Acres | | | | | |
| 3457000 | F | LAND | T | 1 | FARMLAND | Taxable Total: | 20,840 |
| | 100% Alberta School Foundation Fund | | | | | | |
| | SW-8-26-21-4 | 160.00 Acres | | | | | |
| | 261035 RGE RD 215 | | | | | | |
| | F | LAND & IMPROVEMENTS | T | 1 | FARMLAND | | 30,450 |
| | R | | T | 103 | RESIDENTIAL LAND & IMPROVEMENTS | | 200,860 |
| Taxable Total: | | | | | | 231,310 | |
| R | | E | 901 | RURAL RESIDENCE EXEMPTION (RAP) | | 61,540 | |
| 100% Alberta School Foundation Fund | | | | | Totals: | 292,850 | |
| 3458000 | NE-9-26-21-4 | 160.00 Acres | | | | | |
| 3459000 | F | LAND | T | 1 | FARMLAND | Taxable Total: | 32,560 |
| | 100% Alberta School Foundation Fund | | | | | | |
| | NW-9-26-21-4 | 160.00 Acres | | | | | |
| | | | | | | | |
| | | | | | | | |
| | | | | | | | |



2020 Assessment Roll (Valuation Date 1-July, 2020) 2021 Taxation Year, Wheatland County

Assessment Year: 2020
Tax Year: 2021

| Roll | Legal Address | | | | | | Total |
|---------|---------------|--------------|---|---|-------------------------------------|----------------|--------|
| | F | LAND | T | 1 | FARMLAND | Taxable Total: | 26,860 |
| 3460000 | SE-9-26-21-4 | 160.00 Acres | | | 100% Alberta School Foundation Fund | | |
| | F | LAND | T | 1 | FARMLAND | Taxable Total: | 26,890 |
| 3461000 | SW-9-26-21-4 | 160.00 Acres | | | 100% Alberta School Foundation Fund | | |
| | F | LAND | T | 1 | FARMLAND | Taxable Total: | 30,480 |
| 3462000 | NE-10-26-21-4 | 154.00 Acres | | | 100% Alberta School Foundation Fund | | |
| | F | LAND | T | 1 | FARMLAND | Taxable Total: | 14,530 |
| 3463000 | NW-10-26-21-4 | 160.00 Acres | | | 100% Alberta School Foundation Fund | | |
| | F | LAND | T | 1 | FARMLAND | Taxable Total: | 32,320 |
| 3464000 | SE-10-26-21-4 | 160.00 Acres | | | 100% Alberta School Foundation Fund | | |
| | F | LAND | T | 1 | FARMLAND | Taxable Total: | 29,190 |
| 3465000 | SW-10-26-21-4 | 160.00 Acres | | | 100% Alberta School Foundation Fund | | |
| | F | LAND | T | 1 | FARMLAND | Taxable Total: | 28,240 |
| 3466000 | NE-11-26-21-4 | 158.69 Acres | | | 100% Alberta School Foundation Fund | | |
| | F | LAND | T | 1 | FARMLAND | Taxable Total: | 16,220 |
| 3467000 | NW-11-26-21-4 | 144.00 Acres | | | 100% Alberta School Foundation Fund | NORTH OF LAKE | |
| | F | LAND | T | 1 | FARMLAND | Taxable Total: | 14,620 |
| | | | | | 100% Alberta School Foundation Fund | | |



2020 Assessment Roll (Valuation Date 1-July, 2020) 2021 Taxation Year, Wheatland County

Assessment Year: 2020
Tax Year: 2021

| Roll | Legal Address | | | | | | Total |
|---------|---------------|---------------------------|-----------------------|-----|-------------------------------------|----------------|---------|
| 3468000 | SE-11-26-21-4 | 158.67 Acres | | | | | |
| | F | LAND | T | 1 | FARMLAND | Taxable Total: | 22,940 |
| | | | | | 100% Alberta School Foundation Fund | | |
| 3469000 | SW-11-26-21-4 | 104.00 Acres | AREA SURROUNDING LAKE | | | | |
| | F | LAND | T | 1 | FARMLAND | Taxable Total: | 15,340 |
| | | | | | 100% Alberta School Foundation Fund | | |
| 3470000 | NE-12-26-21-4 | 158.51 Acres | | | | | |
| | F | LAND | T | 1 | FARMLAND | Taxable Total: | 20,140 |
| | | | | | 100% Alberta School Foundation Fund | | |
| 3471000 | NW-12-26-21-4 | 157.76 Acres | | | | | |
| | | 261063 RGE RD 211 | | | | | |
| | F | LAND & IMPROVEMENTS | T | 1 | FARMLAND | | 21,940 |
| | R | | T | 103 | RESIDENTIAL LAND & IMPROVEMENTS | | 184,700 |
| | | | | | | Taxable Total: | 206,640 |
| | R | | E | 901 | RURAL RESIDENCE EXEMPTION (RAP) | | 47,600 |
| | | | | | 100% Alberta School Foundation Fund | Totals: | 254,240 |
| 3472000 | 0311869 1 1 | SE-12-26-21-4 80.47 Acres | NORTH 1/2 | | | | |
| | F | LAND | T | 1 | FARMLAND | Taxable Total: | 11,860 |
| | | | | | 100% Alberta School Foundation Fund | | |
| 3472010 | 0311869 1 2 | SE-12-26-21-4 80.00 Acres | SOUTH 1/2 | | | | |
| | | 261016 RGE RD 210 | | | | | |
| | F | LAND & IMPROVEMENTS | T | 1 | FARMLAND | | 15,850 |
| | R | | T | 103 | RESIDENTIAL LAND & IMPROVEMENTS | | 275,750 |
| | | | | | | Taxable Total: | 291,600 |
| | R | | E | 901 | RURAL RESIDENCE EXEMPTION (RAP) | | 15,850 |
| | | | | | 100% Alberta School Foundation Fund | Totals: | 307,450 |
| 3473000 | SW-12-26-21-4 | 158.71 Acres | | | | | |
| | F | LAND | T | 1 | FARMLAND | Taxable Total: | 34,670 |
| | | | | | 100% Alberta School Foundation Fund | | |
| 3474000 | NE-13-26-21-4 | 160.00 Acres | | | | | |



2020 Assessment Roll (Valuation Date 1-July, 2020) 2021 Taxation Year, Wheatland County

Assessment Year: 2020
Tax Year: 2021

| Roll | Legal Address | | | | | | Total |
|---------|---------------|---------------------|---|-----|-------------------------------------|----------------|---------|
| | F | LAND | T | 1 | FARMLAND | Taxable Total: | 23,290 |
| 3475000 | NW-13-26-21-4 | 160.00 Acres | | | 100% Alberta School Foundation Fund | | |
| | F | LAND | T | 1 | FARMLAND | Taxable Total: | 27,100 |
| 3476000 | SE-13-26-21-4 | 145.40 Acres | | | 100% Alberta School Foundation Fund | | |
| | F | LAND | T | 1 | FARMLAND | Taxable Total: | 15,600 |
| 3477000 | SW-13-26-21-4 | 160.00 Acres | | | 100% Alberta School Foundation Fund | | |
| | F | LAND | T | 1 | FARMLAND | Taxable Total: | 10,060 |
| 3478000 | NE-14-26-21-4 | 160.00 Acres | | | 100% Alberta School Foundation Fund | | |
| | F | LAND | T | 1 | FARMLAND | Taxable Total: | 26,100 |
| 3479000 | NW-14-26-21-4 | 160.00 Acres | | | 100% Alberta School Foundation Fund | | |
| | F | LAND & IMPROVEMENTS | T | 1 | FARMLAND | | 20,740 |
| | R | | T | 103 | RESIDENTIAL LAND & IMPROVEMENTS | | 155,460 |
| | R | | E | 901 | RURAL RESIDENCE EXEMPTION (RAP) | Taxable Total: | 176,200 |
| | | | | | 100% Alberta School Foundation Fund | | 61,540 |
| 3480000 | SE-14-26-21-4 | 160.00 Acres | | | | Totals: | 237,740 |
| | F | LAND | T | 1 | FARMLAND | Taxable Total: | 20,350 |
| 3481000 | SW-14-26-21-4 | 160.00 Acres | | | 100% Alberta School Foundation Fund | | |
| | F | LAND | T | 1 | FARMLAND | Taxable Total: | 30,010 |
| 3482000 | NE-15-26-21-4 | 158.01 Acres | | | 100% Alberta School Foundation Fund | | |
| | F | LAND | T | 1 | FARMLAND | Taxable Total: | 21,580 |



2020 Assessment Roll (Valuation Date 1-July, 2020) 2021 Taxation Year, Wheatland County

Assessment Year: 2020
Tax Year: 2021

| Roll | Legal Address | | | | | | Total |
|---------|---------------------------------------|--------------|-------------------------------------|---------------------------------|-----------------|--|---------|
| | | | 100% Alberta School Foundation Fund | | | | |
| 3483000 | NW-15-26-21-4 | 160.00 Acres | | | | | |
| | F LAND | | T 1 | FARMLAND | Taxable Total: | | 25,050 |
| | | | 100% Alberta School Foundation Fund | | | | |
| 3484000 | SE-15-26-21-4 | 160.00 Acres | | | | | |
| | F LAND | | T 1 | FARMLAND | Taxable Total: | | 30,740 |
| | | | 100% Alberta School Foundation Fund | | | | |
| 3485000 | SW-15-26-21-4 | 160.00 Acres | | | | | |
| | F LAND | | T 1 | FARMLAND | Taxable Total: | | 31,760 |
| | | | 100% Alberta School Foundation Fund | | | | |
| 3486000 | NE-16-26-21-4 | 160.00 Acres | | | | | |
| | F LAND | | T 1 | FARMLAND | Taxable Total: | | 32,700 |
| | | | 100% The Golden Hills Reg. Div. 15 | | | | |
| 3487000 | NW-16-26-21-4 | 126.13 Acres | | | | | |
| | F LAND | | T 1 | FARMLAND | Taxable Total: | | 25,750 |
| | | | 100% The Golden Hills Reg. Div. 15 | | | | |
| 3487010 | 0610703 1 1 NW-16-26-21-4 7.20 Acres | | | | SW CORNER | | |
| | 262047 RGE RD 214 | | | | | | |
| | F LAND & IMPROVEMENTS | | T 1 | FARMLAND | | | 560 |
| | R | | T 103 | RESIDENTIAL LAND & IMPROVEMENTS | | | 281,140 |
| | | | Taxable Total: | | | | 281,700 |
| | R | | E 901 | RURAL RESIDENCE EXEMPTION (RAP) | | | 560 |
| | R | | E 903 | FARM BUILDING EXEMPT | | | 8,620 |
| | | | 100% Alberta School Foundation Fund | | | | |
| | | | Exempt Total: | | | | 9,180 |
| | | | Totals: | | | | 290,880 |
| 3487020 | 0915043 1 2 NW-16-26-21-4 26.67 Acres | | | | NORTH WEST PART | | |
| | 262071A RGE RD 214 | | | | | | |
| | F LAND & IMPROVEMENTS | | T 1 | FARMLAND | | | 1,460 |
| | R | | T 103 | RESIDENTIAL LAND & IMPROVEMENTS | | | 604,940 |
| | | | Taxable Total: | | | | 606,400 |
| | R | | E 901 | RURAL RESIDENCE EXEMPTION (RAP) | | | 1,460 |



2020 Assessment Roll (Valuation Date 1-July, 2020) 2021 Taxation Year, Wheatland County

Assessment Year: 2020
Tax Year: 2021

| Roll | Legal Address | | | | | Total |
|---------|-------------------------|--------------|-------------------------------------|---------------------------------|-------------------------------|-----------|
| | | | 100% Alberta School Foundation Fund | | Totals: | 607,860 |
| 3488000 | SE-16-26-21-4 | 158.72 Acres | | | Midwest Colony | |
| | 213012 TWP RD 262 | | | | | |
| | F LAND & IMPROVEMENTS | | T 1 | FARMLAND | | 34,450 |
| | R | | T 103 | RESIDENTIAL LAND & IMPROVEMENTS | | 3,946,350 |
| | | | Taxable Total: | | | 3,980,800 |
| | NR | | E 156 | SCHOOLS EXEMPT | | 2,567,020 |
| | NR | | E 164 | RELIGIOUS EXEMPT | | 866,320 |
| | R | | E 901 | RURAL RESIDENCE EXEMPTION (RAP) | | 769,250 |
| | R | | E 903 | FARM BUILDING EXEMPT | | 954,260 |
| | | | 100% Alberta School Foundation Fund | | Exempt Total: | 5,156,850 |
| | | | | | Totals: | 9,137,650 |
| 3489000 | SW-16-26-21-4 | 160.00 Acres | | | | |
| | F LAND | | T 1 | FARMLAND | Taxable Total: | 35,380 |
| | | | 100% The Golden Hills Reg. Div. 15 | | | |
| 3490000 | NE-17-26-21-4 | 159.98 Acres | | | | |
| | F LAND | | T 1 | FARMLAND | Taxable Total: | 36,690 |
| | | | 100% Alberta School Foundation Fund | | | |
| 3491000 | NW-17-26-21-4 | 160.00 Acres | | | | |
| | F LAND | | T 1 | FARMLAND | Taxable Total: | 38,670 |
| | | | 100% Alberta School Foundation Fund | | | |
| 3492000 | SE-17-26-21-4 | 160.00 Acres | | | | |
| | F LAND | | T 1 | FARMLAND | Taxable Total: | 34,670 |
| | | | 100% The Golden Hills Reg. Div. 15 | | | |
| 3493000 | SW-17-26-21-4 | 87.70 Acres | | | N Part LSD 5&6 E Part LSD 3&6 | |
| | F LAND | | T 1 | FARMLAND | Taxable Total: | 18,670 |
| | | | 100% The Golden Hills Reg. Div. 15 | | | |
| 3493010 | 8910276 1 SW-17-26-21-4 | 67.52 Acres | | | PORTION SW CORNER | |
| | 214060 TWP RD 262 | | | | | |
| | F LAND & IMPROVEMENTS | | T 1 | FARMLAND | | 4,720 |
| | R | | T 103 | RESIDENTIAL LAND & IMPROVEMENTS | | 258,680 |



2020 Assessment Roll (Valuation Date 1-July, 2020) 2021 Taxation Year, Wheatland County

Assessment Year: 2020
Tax Year: 2021

| Roll | Legal Address | | | Total |
|---------|---|-------|---------------------------------|-----------------------|
| | | | Taxable Total: | 263,400 |
| | R | E 901 | RURAL RESIDENCE EXEMPTION (RAP) | 4,720 |
| | | 100% | Alberta School Foundation Fund | Totals: 268,120 |
| 3493015 | 0715927 1 1 SW-17-26-21-4 4.78 Acres 214076 TWP RD 262 | | SOUTHWEST CORNER | |
| | F LAND & IMPROVEMENTS | T 1 | FARMLAND | 300 |
| | R | T 103 | RESIDENTIAL LAND & IMPROVEMENTS | 344,600 |
| | | | Taxable Total: | 344,900 |
| | R | E 901 | RURAL RESIDENCE EXEMPTION (RAP) | 300 |
| | | 100% | Alberta School Foundation Fund | Totals: 345,200 |
| 3494000 | NE-18-26-21-4 160.00 Acres | | | |
| | F LAND | T 1 | FARMLAND | Taxable Total: 27,590 |
| | | 100% | Alberta School Foundation Fund | |
| 3495000 | NW-18-26-21-4 160.00 Acres | | | |
| | F LAND | T 1 | FARMLAND | Taxable Total: 37,520 |
| | | 100% | Alberta School Foundation Fund | |
| 3496000 | SE-18-26-21-4 160.00 Acres | | | |
| | F LAND | T 1 | FARMLAND | Taxable Total: 30,490 |
| | | 100% | Alberta School Foundation Fund | |
| 3497000 | SW-18-26-21-4 160.00 Acres | | | |
| | F LAND | T 1 | FARMLAND | Taxable Total: 35,060 |
| | | 100% | Alberta School Foundation Fund | |
| 3498000 | NE-19-26-21-4 158.60 Acres | | | |
| | F LAND | T 1 | FARMLAND | Taxable Total: 37,590 |
| | | 100% | Alberta School Foundation Fund | |
| 3499000 | SE-19-26-21-4 160.00 Acres | | | |
| | F LAND | T 1 | FARMLAND | Taxable Total: 32,970 |
| | | 100% | Alberta School Foundation Fund | |
| 3500000 | NE-20-26-21-4 160.00 Acres | | | |



2020 Assessment Roll (Valuation Date 1-July, 2020) 2021 Taxation Year, Wheatland County

Assessment Year: 2020
Tax Year: 2021

| Roll | Legal Address | | | | | Total |
|---------|---------------------------------------|-------------------------------------|-------------------------------------|-----|---------------------------------|------------------------|
| 3501000 | F | LAND | T | 1 | FARMLAND | Taxable Total: 20,110 |
| | NW-20-26-21-4 134.91 Acres | | 100% Alberta School Foundation Fund | | | |
| 3501010 | F | LAND | T | 1 | FARMLAND | Taxable Total: 10,060 |
| | 0311854 1 1 NW-20-26-21-4 13.85 Acres | | 100% Alberta School Foundation Fund | | | |
| 3501010 | 263057 RGE RD 215 | | NORTH OF ROAD, S.W. PORTION | | | |
| | F | LAND & IMPROVEMENTS | T | 1 | FARMLAND | 2,100 |
| | R | | T | 103 | RESIDENTIAL LAND & IMPROVEMENTS | 214,760 |
| | | | Taxable Total: | | | 216,860 |
| | R | | E | 901 | RURAL RESIDENCE EXEMPTION (RAP) | 61,540 |
| | R | | E | 903 | FARM BUILDING EXEMPT | 74,540 |
| | | 100% Alberta School Foundation Fund | | | Exempt Total: | 136,080 |
| | | Totals: | | | | 352,940 |
| 3502000 | NW-20-26-21-4 8.20 Acres | | NORTHWEST CORNER | | | |
| | 264001 RGE RD 215 | | | | | |
| | F | LAND & IMPROVEMENTS | T | 1 | FARMLAND | 240 |
| | R | | T | 103 | RESIDENTIAL LAND & IMPROVEMENTS | 262,180 |
| | | Taxable Total: | | | | 262,420 |
| | R | | E | 901 | RURAL RESIDENCE EXEMPTION (RAP) | 20,670 |
| | R | | E | 903 | FARM BUILDING EXEMPT | 37,410 |
| | | 100% Alberta School Foundation Fund | | | Exempt Total: | 58,080 |
| | | Totals: | | | | 320,500 |
| 3503000 | SE-20-26-21-4 154.76 Acres | | | | | |
| | | | | | | |
| | F | LAND | T | 1 | FARMLAND | Taxable Total: 23,630 |
| | | | 100% Alberta School Foundation Fund | | | |
| 3504000 | SW-20-26-21-4 152.84 Acres | | SW OF RD | | | |
| | | | | | | |
| | F | LAND | T | 1 | FARMLAND | Taxable Total: 36,700 |
| | | | 100% Alberta School Foundation Fund | | | |
| 3504010 | SW-20-26-21-4 4.62 Acres | | NE OF RD | | | |
| | 214050 TWP RD 263A | | | | | |
| | R | LAND & IMPROVEMENTS | T | 103 | RESIDENTIAL LAND & IMPROVEMENTS | Taxable Total: 241,300 |
| | | | 100% Alberta School Foundation Fund | | | |



2020 Assessment Roll (Valuation Date 1-July, 2020) 2021 Taxation Year, Wheatland County

Assessment Year: 2020
Tax Year: 2021

| Roll | Legal Address | | | | | Total |
|---------|---------------|--------------|-------------------------------------|----------------|--|--------|
| 3505000 | NE-21-26-21-4 | 160.00 Acres | | | | |
| | F LAND | | T 1 FARMLAND | Taxable Total: | | 26,160 |
| | | | 100% Alberta School Foundation Fund | | | |
| 3506000 | NW-21-26-21-4 | 160.00 Acres | | | | |
| | F LAND | | T 1 FARMLAND | Taxable Total: | | 27,980 |
| | | | 100% Alberta School Foundation Fund | | | |
| 3507000 | SE-21-26-21-4 | 160.00 Acres | | | | |
| | F LAND | | T 1 FARMLAND | Taxable Total: | | 22,650 |
| | | | 100% Alberta School Foundation Fund | | | |
| 3508000 | SW-21-26-21-4 | 160.00 Acres | | | | |
| | F LAND | | T 1 FARMLAND | Taxable Total: | | 14,090 |
| | | | 100% Alberta School Foundation Fund | | | |
| 3509000 | NE-22-26-21-4 | 123.90 Acres | WEST OF ROAD | | | |
| | F LAND | | T 1 FARMLAND | Taxable Total: | | 25,200 |
| | | | 100% Alberta School Foundation Fund | | | |
| 3510000 | NE-22-26-21-4 | 31.64 Acres | EAST OF ROAD | | | |
| | F LAND | | T 1 FARMLAND | Taxable Total: | | 2,240 |
| | | | 100% Alberta School Foundation Fund | | | |
| 3511000 | NW-22-26-21-4 | 160.00 Acres | | | | |
| | F LAND | | T 1 FARMLAND | Taxable Total: | | 23,220 |
| | | | 100% Alberta School Foundation Fund | | | |
| 3512000 | SE-22-26-21-4 | 159.75 Acres | | | | |
| | F LAND | | T 1 FARMLAND | Taxable Total: | | 32,790 |
| | | | 100% Alberta School Foundation Fund | | | |
| 3513000 | SW-22-26-21-4 | 160.00 Acres | | | | |
| | F LAND | | T 1 FARMLAND | Taxable Total: | | 27,160 |



2020 Assessment Roll (Valuation Date 1-July, 2020) 2021 Taxation Year, Wheatland County

Assessment Year: 2020
Tax Year: 2021

| Roll | Legal Address | | | | | | Total |
|---------|---------------|--------------|-------------------------------------|----------------|--|--|--------|
| | | | 100% Alberta School Foundation Fund | | | | |
| 3514000 | NE-23-26-21-4 | 160.00 Acres | | | | | |
| | F LAND | | T 1 FARMLAND | Taxable Total: | | | 9,270 |
| | | | 100% Alberta School Foundation Fund | | | | |
| 3515000 | NW-23-26-21-4 | 160.00 Acres | | | | | |
| | F LAND | | T 1 FARMLAND | Taxable Total: | | | 18,000 |
| | | | 100% Alberta School Foundation Fund | | | | |
| 3516000 | SE-23-26-21-4 | 160.00 Acres | | | | | |
| | F LAND | | T 1 FARMLAND | Taxable Total: | | | 18,580 |
| | | | 100% Alberta School Foundation Fund | | | | |
| 3517000 | SW-23-26-21-4 | 160.00 Acres | | | | | |
| | F LAND | | T 1 FARMLAND | Taxable Total: | | | 28,990 |
| | | | 100% Alberta School Foundation Fund | | | | |
| 3518000 | NE-24-26-21-4 | 160.00 Acres | | | | | |
| | F LAND | | T 1 FARMLAND | Taxable Total: | | | 9,580 |
| | | | 100% Alberta School Foundation Fund | | | | |
| 3519000 | NW-24-26-21-4 | 160.00 Acres | | | | | |
| | F LAND | | T 1 FARMLAND | Taxable Total: | | | 9,580 |
| | | | 100% Alberta School Foundation Fund | | | | |
| 3520000 | SE-24-26-21-4 | 160.00 Acres | | | | | |
| | F LAND | | T 1 FARMLAND | Taxable Total: | | | 9,580 |
| | | | 100% Alberta School Foundation Fund | | | | |
| 3521000 | SW-24-26-21-4 | 160.00 Acres | | | | | |
| | F LAND | | T 1 FARMLAND | Taxable Total: | | | 19,460 |
| | | | 100% Alberta School Foundation Fund | | | | |
| 3522000 | NE-25-26-21-4 | 147.00 Acres | | | | | |



2020 Assessment Roll (Valuation Date 1-July, 2020) 2021 Taxation Year, Wheatland County

Assessment Year: 2020
Tax Year: 2021

| Roll | Legal Address | | | | | | Total |
|---------|---------------|--------------|---|---|-------------------------------------|--------------------|--------|
| | F | LAND | T | 1 | FARMLAND | Taxable Total: | 8,990 |
| 3523000 | NW-25-26-21-4 | 160.00 Acres | | | 100% Alberta School Foundation Fund | | |
| | F | LAND | T | 1 | FARMLAND | Taxable Total: | 10,000 |
| 3524000 | SE-25-26-21-4 | 160.00 Acres | | | 100% Alberta School Foundation Fund | | |
| | F | LAND | T | 1 | FARMLAND | Taxable Total: | 9,580 |
| 3525000 | SW-25-26-21-4 | 160.00 Acres | | | 100% Alberta School Foundation Fund | | |
| | F | LAND | T | 1 | FARMLAND | Taxable Total: | 9,790 |
| 3526000 | NE-26-26-21-4 | 160.00 Acres | | | 100% Alberta School Foundation Fund | | |
| | F | LAND | T | 1 | FARMLAND | Taxable Total: | 27,970 |
| 3527000 | NW-26-26-21-4 | 160.00 Acres | | | 100% Alberta School Foundation Fund | | |
| | F | LAND | T | 1 | FARMLAND | Taxable Total: | 23,080 |
| 3528000 | SE-26-26-21-4 | 160.00 Acres | | | 100% Alberta School Foundation Fund | | |
| | F | LAND | T | 1 | FARMLAND | Taxable Total: | 16,380 |
| 3529000 | SW-26-26-21-4 | 160.00 Acres | | | 100% Alberta School Foundation Fund | | |
| | F | LAND | T | 1 | FARMLAND | Taxable Total: | 29,060 |
| 3530000 | NE-27-26-21-4 | 142.44 Acres | | | 100% Alberta School Foundation Fund | NORTH WEST OF ROAD | |
| | F | LAND | T | 1 | FARMLAND | Taxable Total: | 22,520 |
| | | | | | 100% Alberta School Foundation Fund | | |



2020 Assessment Roll (Valuation Date 1-July, 2020) 2021 Taxation Year, Wheatland County

Assessment Year: 2020
Tax Year: 2021

| Roll | Legal Address | | | | | Total |
|---------|---------------|--------------|-------------------------------------|----------------|--|--------|
| 3531000 | NE-27-26-21-4 | 14.84 Acres | SE. CORNER, SE. OF ROAD | | | |
| | F LAND | | T 1 FARMLAND | Taxable Total: | | 780 |
| | | | 100% Alberta School Foundation Fund | | | |
| 3532000 | NW-27-26-21-4 | 160.00 Acres | | | | |
| | F LAND | | T 1 FARMLAND | Taxable Total: | | 23,540 |
| | | | 100% Alberta School Foundation Fund | | | |
| 3533000 | SE-27-26-21-4 | 95.90 Acres | WEST OF ROAD | | | |
| | F LAND | | T 1 FARMLAND | Taxable Total: | | 18,180 |
| | | | 100% Alberta School Foundation Fund | | | |
| 3534000 | SE-27-26-21-4 | 57.26 Acres | EAST OF ROAD | | | |
| | F LAND | | T 1 FARMLAND | Taxable Total: | | 4,060 |
| | | | 100% Alberta School Foundation Fund | | | |
| 3535000 | SW-27-26-21-4 | 156.01 Acres | | | | |
| | F LAND | | T 1 FARMLAND | Taxable Total: | | 20,450 |
| | | | 100% Alberta School Foundation Fund | | | |
| 3536000 | NE-28-26-21-4 | 160.00 Acres | | | | |
| | F LAND | | T 1 FARMLAND | Taxable Total: | | 22,760 |
| | | | 100% Alberta School Foundation Fund | | | |
| 3537000 | NW-28-26-21-4 | 159.99 Acres | | | | |
| | F LAND | | T 1 FARMLAND | Taxable Total: | | 25,700 |
| | | | 100% Alberta School Foundation Fund | | | |
| 3538000 | SE-28-26-21-4 | 156.00 Acres | | | | |
| | F LAND | | T 1 FARMLAND | Taxable Total: | | 26,370 |
| | | | 100% Alberta School Foundation Fund | | | |
| 3539000 | SW-28-26-21-4 | 142.93 Acres | | | | |
| | F LAND | | T 1 FARMLAND | Taxable Total: | | 24,750 |



2020 Assessment Roll (Valuation Date 1-July, 2020) 2021 Taxation Year, Wheatland County

Assessment Year: 2020
Tax Year: 2021

| Roll | Legal Address | | | | | Total |
|---------|---|-------------------------------------|---------------------------------|--|---------|---------|
| | | 100% Alberta School Foundation Fund | | | | |
| 3540000 | 0413712 1 1 SW-28-26-21-4 13.07 Acres 213067 TWP RD 264A | NORTH EASTERLY PORTION OF LSD5 | | | | |
| | F LAND & IMPROVEMENTS | T 1 | FARMLAND | | 720 | |
| | R | T 103 | RESIDENTIAL LAND & IMPROVEMENTS | | 437,660 | |
| | | Taxable Total: | | | | 438,380 |
| | R | E 901 | RURAL RESIDENCE EXEMPTION (RAP) | | 61,540 | |
| | | 100% Alberta School Foundation Fund | | | | |
| | | Totals: | | | | 499,920 |
| 3541000 | NE-29-26-21-4 156.01 Acres | | | | | |
| | F LAND | T 1 | FARMLAND | | | |
| | | 100% Alberta School Foundation Fund | | | | |
| | | Taxable Total: | | | | 25,100 |
| 3542000 | NW-29-26-21-4 156.01 Acres | | | | | |
| | F LAND | T 1 | FARMLAND | | | |
| | | 100% Alberta School Foundation Fund | | | | |
| | | Taxable Total: | | | | 35,740 |
| 3543000 | SE-29-26-21-4 160.00 Acres 214035 TWP RD 264A | | | | | |
| | F LAND & IMPROVEMENTS | T 1 | FARMLAND | | 22,410 | |
| | R | T 103 | RESIDENTIAL LAND & IMPROVEMENTS | | 118,300 | |
| | | Taxable Total: | | | | 140,710 |
| | R | E 901 | RURAL RESIDENCE EXEMPTION (RAP) | | 50,300 | |
| | | 100% Alberta School Foundation Fund | | | | |
| | | Totals: | | | | 191,010 |
| 3544000 | SW-29-26-21-4 160.00 Acres | | | | | |
| | F LAND | T 1 | FARMLAND | | | |
| | | 100% Alberta School Foundation Fund | | | | |
| | | Taxable Total: | | | | 25,690 |
| 3545000 | NE-30-26-21-4 160.00 Acres | | | | | |
| | F LAND | T 1 | FARMLAND | | | |
| | | 100% Alberta School Foundation Fund | | | | |
| | | Taxable Total: | | | | 37,120 |
| 3546000 | NW-30-26-21-4 160.00 Acres | | | | | |
| | F LAND | T 1 | FARMLAND | | | |
| | | 100% Alberta School Foundation Fund | | | | |
| | | Taxable Total: | | | | 30,570 |



2020 Assessment Roll (Valuation Date 1-July, 2020) 2021 Taxation Year, Wheatland County

Assessment Year: 2020
Tax Year: 2021

| Roll | Legal Address | | | | | | Total |
|---------|---------------------------|--------------|-------------------------------------|--|----------------|--|--------|
| 3547000 | SE-30-26-21-4 | 157.06 Acres | | | | | |
| | F LAND | | T 1 FARMLAND | | Taxable Total: | | 30,160 |
| | | | 100% Alberta School Foundation Fund | | | | |
| 3548000 | SW-30-26-21-4 | 151.28 Acres | | | | | |
| | F LAND | | T 1 FARMLAND | | Taxable Total: | | 23,540 |
| | | | 100% Alberta School Foundation Fund | | | | |
| 3548010 | 0513383 1 1 SW-30-26-21-4 | 7.02 Acres | SW CORNER | | | | |
| | F LAND | | T 1 FARMLAND | | Taxable Total: | | 440 |
| | | | 100% Alberta School Foundation Fund | | | | |
| 3549000 | NE-31-26-21-4 | 157.22 Acres | | | | | |
| | F LAND | | T 1 FARMLAND | | Taxable Total: | | 37,350 |
| | | | 100% Alberta School Foundation Fund | | | | |
| 3550000 | NW-31-26-21-4 | 157.46 Acres | | | | | |
| | F LAND | | T 1 FARMLAND | | Taxable Total: | | 34,560 |
| | | | 100% Alberta School Foundation Fund | | | | |
| 3551000 | SE-31-26-21-4 | 160.00 Acres | | | | | |
| | F LAND | | T 1 FARMLAND | | Taxable Total: | | 39,060 |
| | | | 100% Alberta School Foundation Fund | | | | |
| 3552000 | SW-31-26-21-4 | 160.00 Acres | | | | | |
| | F LAND | | T 1 FARMLAND | | Taxable Total: | | 38,220 |
| | | | 100% Alberta School Foundation Fund | | | | |
| 3553000 | NE-32-26-21-4 | 157.22 Acres | | | | | |
| | F LAND | | T 1 FARMLAND | | Taxable Total: | | 36,140 |
| | | | 100% Alberta School Foundation Fund | | | | |
| 3554000 | NW-32-26-21-4 | 152.47 Acres | | | | | |
| | F LAND | | T 1 FARMLAND | | Taxable Total: | | 34,580 |



2020 Assessment Roll (Valuation Date 1-July, 2020) 2021 Taxation Year, Wheatland County

Assessment Year: 2020
Tax Year: 2021

| Roll | Legal Address | | | | | Total |
|---------|---|-------------------------------------|---------------------------------|--|---------|---------|
| | | 100% Alberta School Foundation Fund | | | | |
| 3555000 | 8910171 1 NW-32-26-21-4 5.00 Acres 265043 RGE RD 215 | SOUTH 165 FEET LSD 12 | | | | |
| | F LAND & IMPROVEMENTS | T 1 | FARMLAND | | 330 | |
| | R | T 103 | RESIDENTIAL LAND & IMPROVEMENTS | | 798,860 | |
| | | Taxable Total: | | | | 799,190 |
| | R | E 901 | RURAL RESIDENCE EXEMPTION (RAP) | | 61,540 | |
| | | 100% Alberta School Foundation Fund | | | | |
| | | Totals: | | | | 860,730 |
| 3556000 | SE-32-26-21-4 160.00 Acres | | | | | |
| | F LAND | T 1 | FARMLAND | | | |
| | | 100% Alberta School Foundation Fund | | | | |
| | | Taxable Total: | | | | 35,720 |
| 3557000 | SW-32-26-21-4 160.00 Acres | | | | | |
| | F LAND & IMPROVEMENTS | T 1 | FARMLAND | | 33,950 | |
| | R | E 903 | FARM BUILDING EXEMPT | | 197,850 | |
| | | 100% Alberta School Foundation Fund | | | | |
| | | Totals: | | | | 231,800 |
| 3558000 | NE-33-26-21-4 119.29 Acres | WEST OF LAKE BOTTOM | | | | |
| | F LAND | T 1 | FARMLAND | | | |
| | | 100% Alberta School Foundation Fund | | | | |
| | | Taxable Total: | | | | 25,700 |
| 3560000 | NW-33-26-21-4 156.96 Acres | | | | | |
| | F LAND | T 1 | FARMLAND | | | |
| | | 100% Alberta School Foundation Fund | | | | |
| | | Taxable Total: | | | | 36,430 |
| 3561000 | SE-33-26-21-4 159.50 Acres | | | | | |
| | F LAND | T 1 | FARMLAND | | | |
| | | 100% Alberta School Foundation Fund | | | | |
| | | Taxable Total: | | | | 25,690 |
| 3562000 | SW-33-26-21-4 158.83 Acres | | | | | |
| | F LAND | T 1 | FARMLAND | | | |
| | | 100% Alberta School Foundation Fund | | | | |
| | | Taxable Total: | | | | 34,650 |
| 3563000 | NE-34-26-21-4 157.11 Acres 212033 TWP RD 270 | | | | | |
| | F LAND & IMPROVEMENTS | T 1 | FARMLAND | | 22,940 | |



2020 Assessment Roll (Valuation Date 1-July, 2020) 2021 Taxation Year, Wheatland County

Assessment Year: 2020
Tax Year: 2021

| Roll | Legal Address | | | | | Total |
|---------|---------------|--------------|---|-----|-------------------------------------|---------|
| | R | | T | 103 | RESIDENTIAL LAND & IMPROVEMENTS | 158,260 |
| | | | | | Taxable Total: | 181,200 |
| | R | | E | 901 | RURAL RESIDENCE EXEMPTION (RAP) | 61,540 |
| | | | | | 100% Alberta School Foundation Fund | |
| | | | | | Totals: | 242,740 |
| 3564000 | NW-34-26-21-4 | 157.35 Acres | | | | |
| | F | LAND | T | 1 | FARMLAND | |
| | | | | | 100% Alberta School Foundation Fund | |
| | | | | | Taxable Total: | 22,710 |
| 3565000 | SE-34-26-21-4 | 160.00 Acres | | | | |
| | F | LAND | T | 1 | FARMLAND | |
| | | | | | 100% Alberta School Foundation Fund | |
| | | | | | Taxable Total: | 29,630 |
| 3566000 | SW-34-26-21-4 | 160.00 Acres | | | | |
| | F | LAND | T | 1 | FARMLAND | |
| | | | | | 100% Alberta School Foundation Fund | |
| | | | | | Taxable Total: | 24,520 |
| 3567000 | NE-35-26-21-4 | 156.02 Acres | | | | |
| | F | LAND | T | 1 | FARMLAND | |
| | | | | | 100% Alberta School Foundation Fund | |
| | | | | | Taxable Total: | 33,110 |
| 3568000 | NW-35-26-21-4 | 156.28 Acres | | | | |
| | F | LAND | T | 1 | FARMLAND | |
| | | | | | 100% Alberta School Foundation Fund | |
| | | | | | Taxable Total: | 24,880 |
| 3569000 | SE-35-26-21-4 | 160.00 Acres | | | | |
| | F | LAND | T | 1 | FARMLAND | |
| | | | | | 100% Alberta School Foundation Fund | |
| | | | | | Taxable Total: | 20,940 |
| 3570000 | SW-35-26-21-4 | 160.00 Acres | | | | |
| | F | LAND | T | 1 | FARMLAND | |
| | | | | | 100% Alberta School Foundation Fund | |
| | | | | | Taxable Total: | 24,650 |
| 3571000 | NE-36-26-21-4 | 155.43 Acres | | | | |
| | F | LAND | T | 1 | FARMLAND | |
| | | | | | Taxable Total: | 30,270 |



2020 Assessment Roll (Valuation Date 1-July, 2020) 2021 Taxation Year, Wheatland County

Assessment Year: 2020
Tax Year: 2021

| Roll | Legal Address | | | | | | Total |
|---------|---------------|--------------|-------------------------------------|----------------|--|--|--------|
| | | | 100% Alberta School Foundation Fund | | | | |
| 3572000 | NW-36-26-21-4 | 155.81 Acres | | | | | |
| | F LAND | | T 1 FARMLAND | Taxable Total: | | | 29,590 |
| | | | 100% Alberta School Foundation Fund | | | | |
| 3573000 | SE-36-26-21-4 | 160.00 Acres | | | | | |
| | F LAND | | T 1 FARMLAND | Taxable Total: | | | 23,790 |
| | | | 100% Alberta School Foundation Fund | | | | |
| 3574000 | SW-36-26-21-4 | 160.00 Acres | | | | | |
| | F LAND | | T 1 FARMLAND | Taxable Total: | | | 27,200 |
| | | | 100% Alberta School Foundation Fund | | | | |
| 3575000 | NE-1-27-21-4 | 160.00 Acres | | | | | |
| | F LAND | | T 1 FARMLAND | Taxable Total: | | | 34,990 |
| | | | 100% Alberta School Foundation Fund | | | | |
| 3576000 | NW-1-27-21-4 | 158.15 Acres | | | | | |
| | F LAND | | T 1 FARMLAND | Taxable Total: | | | 34,240 |
| | | | 100% Alberta School Foundation Fund | | | | |
| 3577000 | SE-1-27-21-4 | 151.28 Acres | | | | | |
| | F LAND | | T 1 FARMLAND | Taxable Total: | | | 35,490 |
| | | | 100% Alberta School Foundation Fund | | | | |
| 3578000 | SW-1-27-21-4 | 156.96 Acres | | | | | |
| | F LAND | | T 1 FARMLAND | Taxable Total: | | | 30,830 |
| | | | 100% Alberta School Foundation Fund | | | | |
| 3579000 | NE-2-27-21-4 | 158.81 Acres | | | | | |
| | F LAND | | T 1 FARMLAND | Taxable Total: | | | 22,830 |
| | | | 100% Alberta School Foundation Fund | | | | |
| 3580000 | NW-2-27-21-4 | 160.00 Acres | | | | | |



2020 Assessment Roll (Valuation Date 1-July, 2020) 2021 Taxation Year, Wheatland County

Assessment Year: 2020
Tax Year: 2021

| Roll | Legal Address | | | | | | Total |
|---------|-------------------|---------------------------|------------------|-----|-------------------------------------|----------------|---------|
| 3581000 | F | LAND | T | 1 | FARMLAND | Taxable Total: | 26,320 |
| | | | | | 100% Alberta School Foundation Fund | | |
| | SE-2-27-21-4 | 154.33 Acres | | | | | |
| 3582000 | F | LAND | T | 1 | FARMLAND | Taxable Total: | 29,850 |
| | | | | | 100% Alberta School Foundation Fund | | |
| | SW-2-27-21-4 | 153.85 Acres | | | | | |
| 3583000 | F | LAND | T | 1 | FARMLAND | Taxable Total: | 35,540 |
| | | | | | 100% Alberta School Foundation Fund | | |
| | NE-3-27-21-4 | 160.00 Acres | | | | | |
| 3584000 | F | LAND | T | 1 | FARMLAND | Taxable Total: | 28,200 |
| | | | | | 100% Alberta School Foundation Fund | | |
| | NW-3-27-21-4 | 160.00 Acres | | | | | |
| 3585000 | F | LAND | T | 1 | FARMLAND | Taxable Total: | 35,820 |
| | | | | | 100% Alberta School Foundation Fund | | |
| | SE-3-27-21-4 | 154.07 Acres | | | | | |
| | 212036 TWP RD 270 | | | | | | |
| 3586000 | F | LAND & IMPROVEMENTS | T | 1 | FARMLAND | | 36,430 |
| | R | | T | 103 | RESIDENTIAL LAND & IMPROVEMENTS | | 266,930 |
| | | | | | | Taxable Total: | 303,360 |
| | R | | E | 901 | RURAL RESIDENCE EXEMPTION (RAP) | | 30,770 |
| | | | | | 100% Alberta School Foundation Fund | Totals: | 334,130 |
| 3586000 | SE-3-27-21-4 | 2.87 Acres | Southeast Corner | | | | |
| 3587000 | NR | LAND | E | 155 | WHEATLAND COUNTY EXEMPT | Exempt Total: | 52,950 |
| | | | | | 100% Alberta School Foundation Fund | | |
| | 1412134 3 1 | SW-3-27-21-4 137.59 Acres | | | | | |
| 3587010 | F | LAND | T | 1 | FARMLAND | Taxable Total: | 22,420 |
| | | | | | 100% Alberta School Foundation Fund | | |
| | 1412133 2 1 | SW-3-27-21-4 20.00 Acres | SOUTHEAST CORNER | | | | |
| | 212046 TWP RD 270 | | | | | | |
| | F | LAND & IMPROVEMENTS | T | 1 | FARMLAND | | 1,830 |



2020 Assessment Roll (Valuation Date 1-July, 2020) 2021 Taxation Year, Wheatland County

Assessment Year: 2020
Tax Year: 2021

| Roll | Legal Address | | | | | Total |
|---------|---------------|-------------------|---|------|---------------------------------|---------|
| | R | | T | 103 | RESIDENTIAL LAND & IMPROVEMENTS | 250,850 |
| | | | | | Taxable Total: | 252,680 |
| | R | | E | 901 | RURAL RESIDENCE EXEMPTION (RAP) | 61,540 |
| | R | | E | 903 | FARM BUILDING EXEMPT | 8,590 |
| | | | | 100% | Alberta School Foundation Fund | 70,130 |
| | | | | | Exempt Total: | 70,130 |
| | | | | | Totals: | 322,810 |
| 3588000 | NE-4-27-21-4 | 160.00 Acres | | | | |
| | F | LAND | T | 1 | FARMLAND | |
| | | | | 100% | Alberta School Foundation Fund | |
| | | | | | Taxable Total: | 35,990 |
| 3589000 | NW-4-27-21-4 | 160.00 Acres | | | | |
| | F | LAND | T | 1 | FARMLAND | |
| | | | | 100% | Alberta School Foundation Fund | |
| | | | | | Taxable Total: | 15,050 |
| 3590000 | SE-4-27-21-4 | 157.96 Acres | | | | |
| | F | LAND | T | 1 | FARMLAND | |
| | | | | 100% | Alberta School Foundation Fund | |
| | | | | | Taxable Total: | 36,980 |
| 3591000 | SW-4-27-21-4 | 157.34 Acres | | | | |
| | | 213044 TWP RD 270 | | | | |
| | F | LAND | T | 1 | FARMLAND | |
| | | | | 100% | Alberta School Foundation Fund | |
| | | | | | Taxable Total: | 28,500 |
| 3592000 | NE-5-27-21-4 | 160.00 Acres | | | | |
| | F | LAND | T | 1 | FARMLAND | |
| | | | | 100% | Alberta School Foundation Fund | |
| | | | | | Taxable Total: | 38,730 |
| 3593000 | NW-5-27-21-4 | 160.00 Acres | | | | |
| | F | LAND | T | 1 | FARMLAND | |
| | | | | 100% | Alberta School Foundation Fund | |
| | | | | | Taxable Total: | 34,730 |
| 3594000 | SE-5-27-21-4 | 158.44 Acres | | | | |
| | F | LAND | T | 1 | FARMLAND | |
| | | | | 100% | Alberta School Foundation Fund | |
| | | | | | Taxable Total: | 38,420 |
| 3595000 | SW-5-27-21-4 | 158.53 Acres | | | | |



2020 Assessment Roll (Valuation Date 1-July, 2020) 2021 Taxation Year, Wheatland County

Assessment Year: 2020
Tax Year: 2021

| Roll | Legal Address | | | | | Total |
|---------|------------------------------------|---------------------|---|-----|---|------------------------|
| 3596000 | F | LAND | T | 1 | FARMLAND | Taxable Total: 36,320 |
| | NE-6-27-21-4 160.00 Acres | | 100% Alberta School Foundation Fund | | | |
| 3597000 | F | LAND | T | 1 | FARMLAND | Taxable Total: 37,250 |
| | SE-6-27-21-4 154.15 Acres | | 100% The Golden Hills Reg. Div. 15 | | | |
| 3597100 | F | LAND | T | 1 | FARMLAND | Taxable Total: 30,190 |
| | 5756AW 94 NW-7-27-21-4 1.52 Acres | | 100% The Golden Hills Reg. Div. 15 | | | |
| 3597110 | 271079 HWY 840 | | NE Cnr & NW Corner of NE Qrt Banks and Braes Bed and Breakfast | | | |
| | R | LAND & IMPROVEMENTS | T | 103 | RESIDENTIAL LAND & IMPROVEMENTS | Taxable Total: 806,200 |
| 3597110 | 1895JK 1 NE-7-27-21-4 1.62 Acres | | 100% Alberta School Foundation Fund | | | |
| | R | LAND & IMPROVEMENTS | T | 103 | RESIDENTIAL LAND & IMPROVEMENTS | Taxable Total: 68,200 |
| 3598000 | SE-7-27-21-4 160.00 Acres | | 100% Alberta School Foundation Fund | | | |
| | F | LAND | T | 1 | FARMLAND | Taxable Total: 13,020 |
| 3598100 | 1921JK OT NW-7-27-21-4 4.36 Acres | | 100% Alberta School Foundation Fund | | | |
| | 271068 HWY 840 | | ROSEBUD WAYSIDE CAMPSITE High Eagle RV Resort -Rosebud Campground | | | |
| 3598110 | NR | LAND & IMPROVEMENTS | T | 105 | NON-RESEIDENTIAL LAND & IMPROVEMENTS | Taxable Total: 414,490 |
| | 5756AW 94 NW-7-27-21-4 13.58 Acres | | 100% Alberta School Foundation Fund | | | |
| 3598120 | 5756AW 94 NW-7-27-21-4 5.64 Acres | | PARCEL D Algae Wastewater Treatment | | | |
| | 113 MORTON AVE | | ROSEBUD SEED CLEANING PLANT Rosebud Seed Cleaning Plant | | | |
| | ME | LAND & IMPROVEMENTS | T | 7 | MACHINERY & EQUIPMENT | 69,320 |
| | NR | | T | 105 | NON-RESEIDENTIAL LAND & IMPROVEMENTS | 546,060 |
| | | | Taxable Total: | | | 615,380 |
| | ME | | E | 68 | MACHINERY & EQUIPMENT EXEMPT SEED CLEAN | 140,740 |



2020 Assessment Roll (Valuation Date 1-July, 2020) 2021 Taxation Year, Wheatland County

Assessment Year: 2020
Tax Year: 2021

| Roll | Legal Address | | | | Total |
|---------|---------------|---------------------|------------|--|-----------|
| | NR | | E 169 | MISC. PROPERTY EXEMPT 100% Alberta School Foundation Fund | 862,420 |
| | | | | Exempt Total: | 1,003,160 |
| | | | | Totals: | 1,618,540 |
| 3598130 | RW77 | NW-7-27-21-4 | 1.93 Acres | Rosebud Station Grds NW of R/R | |
| | R | LAND & IMPROVEMENTS | T 103 | RESIDENTIAL LAND & IMPROVEMENTS Taxable Total: | 51,300 |
| | | | | 100% Alberta School Foundation Fund | |
| 3598150 | RW77 OT | NW-7-27-21-4 | 2.08 Acres | LEASE JDE#906603 ELEVATOR SITE Former Rosebud Elevator | |
| | | 112 MORTON AVE | | | |
| | F | LAND & IMPROVEMENTS | T 1 | FARMLAND | 560 |
| | R | | E 903 | FARM BUILDING EXEMPT | 389,350 |
| | | | | 100% The Golden Hills Reg. Div. 15 | |
| | | | | Totals: | 389,910 |
| 3599000 | NE-8-27-21-4 | 160.00 Acres | | | |
| | F | LAND | T 1 | FARMLAND | |
| | | | | 100% Alberta School Foundation Fund | |
| 3600000 | NW-8-27-21-4 | 160.00 Acres | | | |
| | | 214051 TWP RD 272 | | | |
| | F | LAND & IMPROVEMENTS | T 1 | FARMLAND | 34,180 |
| | R | | T 103 | RESIDENTIAL LAND & IMPROVEMENTS | 220,260 |
| | | | | Taxable Total: | 254,440 |
| | R | | E 901 | RURAL RESIDENCE EXEMPTION (RAP) | 61,540 |
| | R | | E 903 | FARM BUILDING EXEMPT | 8,600 |
| | | | | 100% Alberta School Foundation Fund | |
| | | | | Exempt Total: | 70,140 |
| | | | | Totals: | 324,580 |
| 3601000 | SE-8-27-21-4 | 160.00 Acres | | | |
| | F | LAND | T 1 | FARMLAND | |
| | | | | 100% Alberta School Foundation Fund | |
| 3602000 | SW-8-27-21-4 | 160.00 Acres | | | |
| | F | LAND | T 1 | FARMLAND | |
| | | | | 100% Alberta School Foundation Fund | |
| | | | | Taxable Total: | 36,110 |
| 3603000 | NE-9-27-21-4 | 160.00 Acres | | | |
| | F | LAND | T 1 | FARMLAND | |
| | | | | Taxable Total: | 33,510 |



2020 Assessment Roll (Valuation Date 1-July, 2020) 2021 Taxation Year, Wheatland County

Assessment Year: 2020
Tax Year: 2021

| Roll | Legal Address | | | | | | Total |
|---------|-----------------------|--------------|-------------------------------------|---------------------------------|----------------|--|---------|
| | | | 100% Alberta School Foundation Fund | | | | |
| 3604000 | NW-9-27-21-4 | 160.00 Acres | | | | | |
| | F LAND | | T 1 | FARMLAND | Taxable Total: | | 34,760 |
| | | | 100% Alberta School Foundation Fund | | | | |
| 3605000 | SE-9-27-21-4 | 160.00 Acres | | | | | |
| | F LAND | | T 1 | FARMLAND | Taxable Total: | | 36,820 |
| | | | 100% Alberta School Foundation Fund | | | | |
| 3606000 | SW-9-27-21-4 | 160.00 Acres | | | | | |
| | F LAND | | T 1 | FARMLAND | Taxable Total: | | 31,710 |
| | | | 100% Alberta School Foundation Fund | | | | |
| 3607000 | NE-10-27-21-4 | 160.00 Acres | | | | | |
| | 212043 TWP RD 272 | | | | | | |
| | F LAND & IMPROVEMENTS | | T 1 | FARMLAND | | | 32,850 |
| | R | | T 103 | RESIDENTIAL LAND & IMPROVEMENTS | | | 167,340 |
| | | | Taxable Total: | | | | 200,190 |
| | R | | E 901 | RURAL RESIDENCE EXEMPTION (RAP) | | | 61,540 |
| | R | | E 903 | FARM BUILDING EXEMPT | | | 5,220 |
| | | | 100% Alberta School Foundation Fund | | | | |
| | | | Exempt Total: | | | | 66,760 |
| | | | Totals: | | | | 266,950 |
| 3608000 | NW-10-27-21-4 | 160.00 Acres | | | | | |
| | F LAND | | T 1 | FARMLAND | Taxable Total: | | 34,480 |
| | | | 100% Alberta School Foundation Fund | | | | |
| 3609000 | SE-10-27-21-4 | 160.00 Acres | | | | | |
| | F LAND | | T 1 | FARMLAND | Taxable Total: | | 33,150 |
| | | | 100% Alberta School Foundation Fund | | | | |
| 3610000 | SW-10-27-21-4 | 160.00 Acres | | | | | |
| | F LAND | | T 1 | FARMLAND | Taxable Total: | | 34,690 |
| | | | 100% Alberta School Foundation Fund | | | | |
| 3611000 | NE-11-27-21-4 | 160.00 Acres | | | | | |



2020 Assessment Roll (Valuation Date 1-July, 2020) 2021 Taxation Year, Wheatland County

Assessment Year: 2020
Tax Year: 2021

| Roll | Legal Address | | | | | Total |
|---------|---------------|--------------|---|---|-------------------------------------|-----------------------|
| | F | LAND | T | 1 | FARMLAND | Taxable Total: 26,100 |
| | | | | | 100% Alberta School Foundation Fund | |
| 3612000 | NW-11-27-21-4 | 160.00 Acres | | | | |
| | F | LAND | T | 1 | FARMLAND | Taxable Total: 30,800 |
| | | | | | 100% Alberta School Foundation Fund | |
| 3613000 | SE-11-27-21-4 | 160.00 Acres | | | | |
| | F | LAND | T | 1 | FARMLAND | Taxable Total: 34,370 |
| | | | | | 100% Alberta School Foundation Fund | |
| 3614000 | SW-11-27-21-4 | 160.00 Acres | | | | |
| | F | LAND | T | 1 | FARMLAND | Taxable Total: 24,310 |
| | | | | | 100% Alberta School Foundation Fund | |
| 3615000 | NE-12-27-21-4 | 160.00 Acres | | | | |
| | F | LAND | T | 1 | FARMLAND | Taxable Total: 31,610 |
| | | | | | 100% Alberta School Foundation Fund | |
| 3616000 | NW-12-27-21-4 | 159.11 Acres | | | | |
| | F | LAND | T | 1 | FARMLAND | Taxable Total: 30,700 |
| | | | | | 100% Alberta School Foundation Fund | |
| 3617000 | SE-12-27-21-4 | 160.00 Acres | | | | |
| | F | LAND | T | 1 | FARMLAND | Taxable Total: 37,030 |
| | | | | | 100% Alberta School Foundation Fund | |
| 3618000 | SW-12-27-21-4 | 160.00 Acres | | | | |
| | F | LAND | T | 1 | FARMLAND | Taxable Total: 37,480 |
| | | | | | 100% Alberta School Foundation Fund | |
| 3619000 | NE-13-27-21-4 | 160.00 Acres | | | | |
| | F | LAND | T | 1 | FARMLAND | Taxable Total: 36,790 |
| | | | | | 100% Alberta School Foundation Fund | |



2020 Assessment Roll (Valuation Date 1-July, 2020) 2021 Taxation Year, Wheatland County

Assessment Year: 2020
Tax Year: 2021

| Roll | Legal Address | | | | | | Total |
|---------|-------------------------|---------------------|-------------------|-----|-------------------------------------|----------------|--------|
| 3620000 | NW-13-27-21-4 | 156.00 Acres | | | | | |
| | F | LAND | T | 1 | FARMLAND | Taxable Total: | 35,090 |
| | | | | | 100% Alberta School Foundation Fund | | |
| 3621000 | SE-13-27-21-4 | 160.00 Acres | | | | | |
| | F | LAND | T | 1 | FARMLAND | Taxable Total: | 37,770 |
| | | | | | 100% Alberta School Foundation Fund | | |
| 3622000 | SW-13-27-21-4 | 154.49 Acres | | | | | |
| | F | LAND | T | 1 | FARMLAND | Taxable Total: | 24,180 |
| | | | | | 100% Alberta School Foundation Fund | | |
| 3623000 | NE-14-27-21-4 | 160.00 Acres | | | | | |
| | F | LAND | T | 1 | FARMLAND | Taxable Total: | 34,670 |
| | | | | | 100% Alberta School Foundation Fund | | |
| 3624000 | NW-14-27-21-4 | 152.31 Acres | | | | | |
| | F | LAND | T | 1 | FARMLAND | Taxable Total: | 19,040 |
| | | | | | 100% Alberta School Foundation Fund | | |
| 3624010 | NW-14-27-21-4 | 3.70 Acres | WEST OF ROAD | | | | |
| | NR | LAND | E | 155 | WHEATLAND COUNTY EXEMPT | Exempt Total: | 3,950 |
| | | | | | 100% Alberta School Foundation Fund | | |
| 3625000 | SE-14-27-21-4 | 157.36 Acres | | | | | |
| | F | LAND | T | 1 | FARMLAND | Taxable Total: | 16,890 |
| | | | | | 100% Alberta School Foundation Fund | | |
| 3626000 | SW-14-27-21-4 | 117.26 Acres | | | | | |
| | F | LAND | T | 1 | FARMLAND | Taxable Total: | 28,090 |
| | | | | | 100% Alberta School Foundation Fund | | |
| 3626010 | 9410152 1 SW-14-27-21-4 | 40.39 Acres | NORTHERLY PORTION | | | | |
| | F | LAND & IMPROVEMENTS | T | 1 | FARMLAND | | 2,140 |



2020 Assessment Roll (Valuation Date 1-July, 2020) 2021 Taxation Year, Wheatland County

Assessment Year: 2020
Tax Year: 2021

| Roll | Legal Address | | | | | Total |
|---------|------------------------|---------------------|---|------|---------------------------------|-----------------------|
| | R | | T | 103 | RESIDENTIAL LAND & IMPROVEMENTS | 66,600 |
| | | | | | Taxable Total: | 68,740 |
| | R | | E | 903 | FARM BUILDING EXEMPT | 1,530 |
| | | | | 100% | Alberta School Foundation Fund | Totals: 70,270 |
| 3627000 | NE-15-27-21-4 | 160.00 Acres | | | SOUTH PORTION | |
| | F | LAND | T | 1 | FARMLAND | Taxable Total: 29,880 |
| | | | | 100% | Alberta School Foundation Fund | |
| 3628000 | NW-15-27-21-4 | 154.10 Acres | | | | |
| | F | LAND | T | 1 | FARMLAND | Taxable Total: 19,520 |
| | | | | 100% | Alberta School Foundation Fund | |
| 3629000 | 3750CO E NW-15-27-21-4 | 5.90 Acres | | | NORTHWEST CORNER | |
| | NR | LAND | E | 155 | WHEATLAND COUNTY EXEMPT | Exempt Total: 6,290 |
| | | | | 100% | Alberta School Foundation Fund | |
| 3630000 | SE-15-27-21-4 | 159.30 Acres | | | | |
| | F | LAND | T | 1 | FARMLAND | Taxable Total: 36,820 |
| | | | | 100% | Alberta School Foundation Fund | |
| 3631000 | SW-15-27-21-4 | 160.00 Acres | | | | |
| | F | LAND | T | 1 | FARMLAND | Taxable Total: 35,450 |
| | | | | 100% | Alberta School Foundation Fund | |
| 3632000 | NE-16-27-21-4 | 155.95 Acres | | | | |
| | F | LAND | T | 1 | FARMLAND | Taxable Total: 13,080 |
| | | | | 100% | Alberta School Foundation Fund | |
| 3633000 | NW-16-27-21-4 | 125.09 Acres | | | SOUTH AND EAST OF CREEK | |
| | | 272055 RGE RD 214 | | | | |
| | F | LAND & IMPROVEMENTS | T | 1 | FARMLAND | 10,950 |
| | R | | T | 103 | RESIDENTIAL LAND & IMPROVEMENTS | 243,750 |
| | | | | | Taxable Total: | 254,700 |
| | R | | E | 901 | RURAL RESIDENCE EXEMPTION (RAP) | 10,950 |
| | | | | 100% | Alberta School Foundation Fund | Totals: 265,650 |



2020 Assessment Roll (Valuation Date 1-July, 2020) 2021 Taxation Year, Wheatland County

Assessment Year: 2020
Tax Year: 2021

| Roll | Legal Address | Total |
|---------|---|---------|
| 3634000 | 3750CO F,G,H NW-16-27-21-4 28.70 Acres NORTH AND EAST OF CREEK | |
| | F LAND T 1 FARMLAND Taxable Total: 100% Alberta School Foundation Fund | 1,790 |
| 3635000 | SE-16-27-21-4 147.10 Acres | |
| | F LAND T 1 FARMLAND Taxable Total: 100% The Golden Hills Reg. Div. 15 | 28,760 |
| 3635010 | 0312034 1 1 SE-16-27-21-4 12.90 Acres 213026 TWP RD 272 SOUTHEAST PART OF LSD 7 | |
| | R LAND & IMPROVEMENTS T 103 RESIDENTIAL LAND & IMPROVEMENTS 133,500 | |
| | R E 901 RURAL RESIDENCE EXEMPTION (RAP) 14,500 | |
| | 100% Alberta School Foundation Fund Totals: | 148,000 |
| 3636000 | SW-16-27-21-4 160.00 Acres | |
| | F LAND T 1 FARMLAND Taxable Total: 100% The Golden Hills Reg. Div. 15 | 35,910 |
| 3637000 | NE-17-27-21-4 137.53 Acres | |
| | F LAND T 1 FARMLAND Taxable Total: 100% Alberta School Foundation Fund | 8,170 |
| 3638000 | NE-17-27-21-4 9.10 Acres NORTHEAST CORNER | |
| | NR LAND T 105 NON-RESEIDENTIAL LAND & IMPROVEMENTS Taxable Total: 100% Alberta School Foundation Fund | 8,610 |
| 3640000 | 2210JK A N -17-27-21-4 94.25 Acres NE 5.07ac NW 89.18ac | |
| | F LAND T 1 FARMLAND Taxable Total: 100% The Golden Hills Reg. Div. 15 | 21,080 |
| 3641000 | NW-17-27-21-4 70.17 Acres SOUTHEAST OF ROAD | |
| | F LAND T 1 FARMLAND Taxable Total: 100% Alberta School Foundation Fund | 3,910 |
| 3642000 | SE-17-27-21-4 160.00 Acres | |



2020 Assessment Roll (Valuation Date 1-July, 2020) 2021 Taxation Year, Wheatland County

Assessment Year: 2020
Tax Year: 2021

| Roll | Legal Address | | | | | | Total |
|---------|---------------|---------------------------|--|---|-----|---|---------|
| | F | LAND | | T | 1 | FARMLAND | |
| | | | | | | 100% Alberta School Foundation Fund | |
| 3643000 | SW-17-27-21-4 | 154.26 Acres | | | | Taxable Total: | 28,230 |
| | F | LAND | | T | 1 | FARMLAND | |
| | | | | | | 100% Alberta School Foundation Fund | |
| 3644000 | NE-18-27-21-4 | 160.00 Acres | | | | Taxable Total: | 10,390 |
| | F | LAND | | T | 1 | FARMLAND | |
| | | | | | | 100% Alberta School Foundation Fund | |
| 3645000 | NW-18-27-21-4 | 142.71 Acres | | | | Taxable Total: | 29,160 |
| | F | LAND | | T | 1 | FARMLAND | |
| | | | | | | 100% The Golden Hills Reg. Div. 15 | |
| 3645010 | 2224EZ RW 27 | OT-18-27-21-4 2.47 Acres | | | | TELEPHONE R/W-NW & SW 18, NW & | |
| | NR | LAND | | T | 105 | NON-RESEIDENTIAL LAND & IMPROVEMENTS | |
| | | | | | | 100% Alberta School Foundation Fund | |
| 3645500 | 6959JK | NW-18-27-21-4 12.03 Acres | | | | SW Corner (CUT-OFF A&B) Rosebud Waste Transfer Site | |
| | | 272052 HWY 840 | | | | | |
| | NR | LAND & IMPROVEMENTS | | E | 155 | WHEATLAND COUNTY EXEMPT | |
| | | | | | | 100% Alberta School Foundation Fund | |
| 3646000 | SE-18-27-21-4 | 109.79 Acres | | | | Exempt Total: | 37,350 |
| | F | LAND | | T | 1 | FARMLAND | |
| | | | | | | 100% Alberta School Foundation Fund | |
| 3646500 | SE-18-27-21-4 | 3.27 Acres | | | | NW CORNER | |
| | R | LAND | | T | 104 | RESIDENTIAL VACANT LAND | |
| | | | | | | 100% Alberta School Foundation Fund | |
| 3647000 | SE-18-27-21-4 | 40.00 Acres | | | | LSD 2 Former Akokinsway Golf Course | |
| | | 271073 HWY 840 | | | | | |
| | R | LAND & IMPROVEMENTS | | T | 103 | RESIDENTIAL LAND & IMPROVEMENTS | |
| | | | | | | 100% Alberta School Foundation Fund | |
| | | | | | | Taxable Total: | 367,300 |



2020 Assessment Roll (Valuation Date 1-July, 2020) 2021 Taxation Year, Wheatland County

Assessment Year: 2020
Tax Year: 2021

| Roll | Legal Address | | | | | Total |
|---------|---------------------------------|---------------------------|--|--|----------------|---------|
| 3647005 | SW-18-27-21-4 | 1.00 Acres | ROSEBUD RIVER EAST OF RAILWAY | | | |
| | NR | LAND | E 154 | PROVINCIAL EXEMPT 100% Alberta School Foundation Fund | Exempt Total: | 1,070 |
| 3647010 | 1154DM OT | SW-18-27-21-4 4.60 Acres | Easterly portion | | | |
| | R | LAND | T 104 | RESIDENTIAL VACANT LAND 100% Alberta School Foundation Fund | Taxable Total: | 36,800 |
| 3647020 | SW-18-27-21-4 | 7.69 Acres | NE portion west of abandon R/R | | | |
| | R | LAND | T 104 | RESIDENTIAL VACANT LAND 100% Alberta School Foundation Fund | Taxable Total: | 26,400 |
| 3648000 | SW-18-27-21-4 272041 HWY 840 | 40.81 Acres | EAST OF HIGHWAY | | | |
| | F | LAND & IMPROVEMENTS | T 1 | FARMLAND | | 4,230 |
| | R | | T 103 | RESIDENTIAL LAND & IMPROVEMENTS | | 397,800 |
| | | | | | Taxable Total: | 402,030 |
| | R | | E 901 | RURAL RESIDENCE EXEMPTION (RAP) | | 5,500 |
| | R | | E 903 | FARM BUILDING EXEMPT 100% Christ The Redeemer Reg. 3 | Exempt Total: | 31,010 |
| | | | | | Totals: | 36,510 |
| | | | | | | 438,540 |
| 3648005 | 1312913 10 1 | SW-18-27-21-4 12.10 Acres | N.E. PORTION LSD 5 | | | |
| | F | LAND | T 1 | FARMLAND 100% Christ The Redeemer Reg. 3 | Taxable Total: | 1,270 |
| 3648010 | 4630EZ | SW-18-27-21-4 1.14 Acres | NE of Reservoir Site | | | |
| | NR | LAND | E 155 | WHEATLAND COUNTY EXEMPT 100% Alberta School Foundation Fund | Exempt Total: | 4,330 |
| 3648030 | 8811278 OT | SW-18-27-21-4 1.07 Acres | ROSEBUD RESERVOIR SITE Rosebud Lift Station Access | | | |
| | NR | LAND | E 155 | WHEATLAND COUNTY EXEMPT 100% Alberta School Foundation Fund | Exempt Total: | 31,970 |
| 3648031 | 1014958 9 1 | SW-18-27-21-4 0.94 Acres | ROSEBUD RESERVIOR S EXPANSION Rosebud Lift Station / Reservoir | | | |
| | NR | LAND & IMPROVEMENTS | E 155 | WHEATLAND COUNTY EXEMPT | Exempt Total: | 145,900 |



2020 Assessment Roll (Valuation Date 1-July, 2020) 2021 Taxation Year, Wheatland County

Assessment Year: 2020
Tax Year: 2021

| Roll | Legal Address | | | | | | Total |
|---------|---------------|---------------------|-------------|--|---------------------------------|----------------|---------|
| 3648040 | 4630EZ OT | SW-18-27-21-4 | 0.94 Acres | 100% Alberta School Foundation Fund | | | |
| | | | | CEMETARY Wst of Reservoir Site Rosebud Cemetery | | | |
| | NR | LAND | | E 155 | WHEATLAND COUNTY EXEMPT | Exempt Total: | 40,020 |
| | | | | 100% Alberta School Foundation Fund | | | |
| 3648050 | SW-18-27-21-4 | 215080 TWP RD 272 | 5.00 Acres | | | | |
| | F | LAND & IMPROVEMENTS | | T 1 | FARMLAND | | 170 |
| | R | | | T 103 | RESIDENTIAL LAND & IMPROVEMENTS | | 436,230 |
| | | | | Taxable Total: | | | |
| | | | | | | | 436,400 |
| | R | | | E 901 | RURAL RESIDENCE EXEMPTION (RAP) | | 170 |
| | | | | 100% Alberta School Foundation Fund | | | |
| | | | | Totals: | | | |
| | | | | | | | 436,570 |
| 3648060 | SW-18-27-21-4 | 406 1ST AVENUE | 32.98 Acres | WESTERLY PORTION | | | |
| | F | LAND & IMPROVEMENTS | | T 1 | FARMLAND | | 2,400 |
| | R | | | T 103 | RESIDENTIAL LAND & IMPROVEMENTS | | 89,200 |
| | | | | Taxable Total: | | | |
| | | | | | | | 91,600 |
| | NR | | | E 156 | SCHOOLS EXEMPT | | 570,290 |
| | | | | 50% The Golden Hills Reg. Div. 15 | | | |
| | | | | Totals: | | | |
| | | | | | | | 661,890 |
| | | | | 50% Christ The Redeemer Reg. 3 | | | |
| 3648070 | SW-18-27-21-4 | 404 1ST AVENUE WEST | 2.00 Acres | SW CORNER ROSEBUD Rosebud Baptist Church | | | |
| | NR | LAND & IMPROVEMENTS | | E 164 | RELIGIOUS EXEMPT | Exempt Total: | 819,850 |
| | | | | 100% Alberta School Foundation Fund | | | |
| 3650000 | 4515BH B | SW-18-27-21-4 | 4.55 Acres | NORTH PORTION LSD 3 | | | |
| | F | LAND | | T 1 | FARMLAND | Taxable Total: | 390 |
| | | | | 100% Alberta School Foundation Fund | | | |
| 3650010 | SW-18-27-21-4 | | 1.52 Acres | NW CORNER | | | |
| | NR | LAND | | E 155 | WHEATLAND COUNTY EXEMPT | Exempt Total: | 46,680 |
| | | | | 100% Alberta School Foundation Fund | | | |
| 3651000 | 8211107 A | SW-18-27-21-4 | 2.05 Acres | NW CRN TRNFR SITE IMMED NORTH Former Rosebud Waste Transfer Site | | | |
| | NR | LAND | | E 155 | WHEATLAND COUNTY EXEMPT | Exempt Total: | 23,940 |
| | | | | 100% Alberta School Foundation Fund | | | |



2020 Assessment Roll (Valuation Date 1-July, 2020) 2021 Taxation Year, Wheatland County

Assessment Year: 2020
Tax Year: 2021

| Roll | Legal Address | | | | | Total |
|---------|---|---|-----|-------------------------------------|------------------------|---------|
| 3652000 | NE-19-27-21-4 160.00 Acres | | | | | |
| | F LAND | T | 1 | FARMLAND | Taxable Total: | 30,720 |
| | | | | 100% The Golden Hills Reg. Div. 15 | | |
| 3653000 | NW-19-27-21-4 159.01 Acres 273079 HWY 840 | | | | | |
| | F LAND & IMPROVEMENTS | T | 1 | FARMLAND | | 22,920 |
| | R | T | 103 | RESIDENTIAL LAND & IMPROVEMENTS | | 110,000 |
| | | | | | Taxable Total: | 132,920 |
| | R | E | 901 | RURAL RESIDENCE EXEMPTION (RAP) | | 19,100 |
| | | | | 100% The Golden Hills Reg. Div. 15 | Totals: | 152,020 |
| 3654000 | SE-19-27-21-4 160.00 Acres | | | | | |
| | F LAND | T | 1 | FARMLAND | Taxable Total: | 25,160 |
| | | | | 100% Alberta School Foundation Fund | | |
| 3655000 | SW-19-27-21-4 159.01 Acres 273039 HWY 840 | | | | | |
| | F LAND & IMPROVEMENTS | T | 1 | FARMLAND | | 33,330 |
| | R | T | 103 | RESIDENTIAL LAND & IMPROVEMENTS | | 215,760 |
| | | | | | Taxable Total: | 249,090 |
| | R | E | 901 | RURAL RESIDENCE EXEMPTION (RAP) | | 77,370 |
| | R | E | 903 | FARM BUILDING EXEMPT | | 7,440 |
| | | | | 100% Alberta School Foundation Fund | Exempt Total: | 84,810 |
| | | | | | Totals: | 333,900 |
| 3656000 | NE-20-27-21-4 131.03 Acres | | | | | |
| | | | | | SOUTH WEST OF ROAD | |
| | F LAND | T | 1 | FARMLAND | Taxable Total: | 28,950 |
| | | | | 100% Alberta School Foundation Fund | | |
| 3656010 | 9011684 1 NE-20-27-21-4 4.94 Acres 214023 TWP RD 274 | | | | | |
| | | | | | NW CORNER WEST OF ROAD | |
| | R LAND & IMPROVEMENTS | T | 103 | RESIDENTIAL LAND & IMPROVEMENTS | | 427,120 |
| | R | E | 901 | RURAL RESIDENCE EXEMPTION (RAP) | | 2,880 |
| | | | | 100% Alberta School Foundation Fund | Totals: | 430,000 |
| 3656050 | 9011684 2 NE-20-27-21-4 21.06 Acres | | | | | |
| | | | | | NORTHEAST CORNER | |
| | F LAND | T | 1 | FARMLAND | Taxable Total: | 2,880 |



2020 Assessment Roll (Valuation Date 1-July, 2020) 2021 Taxation Year, Wheatland County

Assessment Year: 2020
Tax Year: 2021

| Roll | Legal Address | | | | | | Total |
|------------------------------------|--------------------------------------|------|---|-----|-------------------------|----------------|--------|
| 3657000 | NW-20-27-21-4 160.00 Acres | | 50% The Golden Hills Reg. Div. 15 50% Christ The Redeemer Reg. 3 | | | | |
| | F | LAND | T | 1 | FARMLAND | Taxable Total: | 35,060 |
| 3658000 | SE-20-27-21-4 160.00 Acres | | 100% Alberta School Foundation Fund | | | | |
| | F | LAND | T | 1 | FARMLAND | Taxable Total: | 23,290 |
| 3659000 | SW-20-27-21-4 160.00 Acres | | 100% Alberta School Foundation Fund | | | | |
| | F | LAND | T | 1 | FARMLAND | Taxable Total: | 33,190 |
| 3660000 | NE-21-27-21-4 160.00 Acres | | 100% Alberta School Foundation Fund | | | | |
| | F | LAND | T | 1 | FARMLAND | Taxable Total: | 33,490 |
| 3661000 | NW-21-27-21-4 160.00 Acres | | 100% The Golden Hills Reg. Div. 15 | | | | |
| | F | LAND | T | 1 | FARMLAND | Taxable Total: | 22,140 |
| 3662000 | SE-21-27-21-4 141.85 Acres | | 100% The Golden Hills Reg. Div. 15 | | | | |
| | F | LAND | T | 1 | FARMLAND | Taxable Total: | 15,740 |
| 3663000 | 3750CO B,C SE-21-27-21-4 11.10 Acres | | 100% Alberta School Foundation Fund | | | | |
| | R | LAND | T | 104 | RESIDENTIAL VACANT LAND | Taxable Total: | 9,300 |
| 3663010 | 3750CO D SE-21-27-21-4 2.90 Acres | | 100% Alberta School Foundation Fund | | | | |
| | F | LAND | T | 1 | FARMLAND | Taxable Total: | 180 |
| 100% The Golden Hills Reg. Div. 15 | | | | | | | |



2020 Assessment Roll (Valuation Date 1-July, 2020) 2021 Taxation Year, Wheatland County

Assessment Year: 2020
Tax Year: 2021

| Roll | Legal Address | | | | | Total |
|---------|------------------------|--------------|-------------------------------|-----|--------------------------------------|-----------------------|
| 3664000 | SW-21-27-21-4 | 158.80 Acres | | | | |
| | F | LAND | T | 1 | FARMLAND | Taxable Total: 17,310 |
| | | | | | 100% Alberta School Foundation Fund | |
| 3665000 | 53/56 A SW-21-27-21-4 | 1.20 Acres | SOUTHWEST CORNER | | | |
| | F | LAND | T | 1 | FARMLAND | Taxable Total: 60 |
| | | | | | 100% Alberta School Foundation Fund | |
| 3666000 | SE-22-27-21-4 | 54.08 Acres | SOUTH OF RAILWAY | | | |
| | F | LAND | T | 1 | FARMLAND | Taxable Total: 2,790 |
| | | | | | 100% Alberta School Foundation Fund | |
| 3667000 | SW-22-27-21-4 | 29.00 Acres | SOUTH OF RAILWAY | | | |
| | F | LAND | T | 1 | FARMLAND | Taxable Total: 1,530 |
| | | | | | 100% Alberta School Foundation Fund | |
| 3668000 | NE-23-27-21-4 | 20.50 Acres | SOUTH OF RAILWAY, SE CORNER | | | |
| | F | LAND | T | 1 | FARMLAND | Taxable Total: 1,060 |
| | | | | | 100% Alberta School Foundation Fund | |
| 3669000 | RW144 NE-23-27-21-4 | 5.95 Acres | PORT. S OF RAIL, IN WHEATLAND | | | |
| | NR | LAND | T | 105 | NON-RESEIDENTIAL LAND & IMPROVEMENTS | Taxable Total: 6,540 |
| | | | | | 100% Alberta School Foundation Fund | |
| 3671000 | NW-23-27-21-4 | 5.94 Acres | SOUTH OF RAILWAY | | | |
| | F | LAND | T | 1 | FARMLAND | Taxable Total: 230 |
| | | | | | 100% Alberta School Foundation Fund | |
| 3672000 | SE-23-27-21-4 | 150.62 Acres | | | | |
| | F | LAND | T | 1 | FARMLAND | Taxable Total: 17,460 |
| | | | | | 100% Alberta School Foundation Fund | |
| 3673000 | 8691EK D SE-23-27-21-4 | 12.50 Acres | PARCEL D, REST IS IN KNEEHILL | | | |
| | F | LAND | T | 1 | FARMLAND | Taxable Total: 770 |



2020 Assessment Roll (Valuation Date 1-July, 2020) 2021 Taxation Year, Wheatland County

Assessment Year: 2020
Tax Year: 2021

| Roll | Legal Address | | | | | | | | | | Total | |
|---------|-------------------------------------|---------------|--------------|------------|------------------|----------------------------|--|----------------|--|--------|-------|--|
| | 100% Alberta School Foundation Fund | | | | | | | | | | | |
| 3674000 | SW-23-27-21-4 | | 144.73 Acres | | | | | | | | | |
| | F | LAND | | T | 1 | FARMLAND | | Taxable Total: | | 10,300 | | |
| | 100% Alberta School Foundation Fund | | | | | | | | | | | |
| 3675000 | SW-23-27-21-4 | | 3.45 Acres | | S.W. CORNER | | | | | | | |
| | NR | LAND | | E | 155 | WHEATLAND COUNTY EXEMPT | | Exempt Total: | | 39,020 | | |
| | 100% Alberta School Foundation Fund | | | | | | | | | | | |
| 3676000 | NE-24-27-21-4 | | 142.00 Acres | | SOUTH OF RAILWAY | | | | | | | |
| | F | LAND | | T | 1 | FARMLAND | | Taxable Total: | | 17,350 | | |
| | 100% Alberta School Foundation Fund | | | | | | | | | | | |
| 3677000 | NW-24-27-21-4 | | 117.24 Acres | | SOUTH OF RAILWAY | | | | | | | |
| | F | LAND | | T | 1 | FARMLAND | | Taxable Total: | | 8,850 | | |
| | 100% Alberta School Foundation Fund | | | | | | | | | | | |
| 3678000 | 8381EI | NW-24-27-21-4 | | 1.40 Acres | | SOUTH OF RAILWAY NW CORNER | | | | | | |
| | F | LAND | | T | 1 | FARMLAND | | Taxable Total: | | 90 | | |
| | 100% Alberta School Foundation Fund | | | | | | | | | | | |
| 3679000 | SE-24-27-21-4 | | 160.00 Acres | | | | | | | | | |
| | F | LAND | | T | 1 | FARMLAND | | Taxable Total: | | 36,080 | | |
| | 100% Alberta School Foundation Fund | | | | | | | | | | | |
| 3680000 | SW-24-27-21-4 | | 155.87 Acres | | | | | | | | | |
| | F | LAND | | T | 1 | FARMLAND | | Taxable Total: | | 30,440 | | |
| | 100% Alberta School Foundation Fund | | | | | | | | | | | |
| 3681000 | SE-25-27-21-4 | | 4.00 Acres | | SOUTH OF RAILWAY | | | | | | | |
| | F | LAND | | T | 1 | FARMLAND | | Taxable Total: | | 160 | | |
| | 100% Alberta School Foundation Fund | | | | | | | | | | | |
| 3682000 | NE-28-27-21-4 | | 160.00 Acres | | | | | | | | | |



2020 Assessment Roll (Valuation Date 1-July, 2020) 2021 Taxation Year, Wheatland County

Assessment Year: 2020
Tax Year: 2021

| Roll | Legal Address | | | | | | Total |
|---------|--------------------|----------------------------|-----------|-----|-------------------------------------|----------------|---------|
| 3683000 | F | LAND | T | 1 | FARMLAND | Taxable Total: | 29,320 |
| | | | | | 100% Alberta School Foundation Fund | | |
| | NW-28-27-21-4 | 158.58 Acres | | | | | |
| 3684000 | F | LAND | T | 1 | FARMLAND | Taxable Total: | 29,960 |
| | | | | | 100% Alberta School Foundation Fund | | |
| | 1610761 1 2 | SE-28-27-21-4 164.97 Acres | | | | | |
| 3685000 | F | LAND | T | 1 | FARMLAND | Taxable Total: | 36,860 |
| | | | | | 100% Alberta School Foundation Fund | | |
| | 1610761 1 1 | SW-28-27-21-4 157.57 Acres | | | | | |
| | 274029 RGE RD 214 | | | | | | |
| | F | LAND & IMPROVEMENTS | T | 1 | FARMLAND | | 26,160 |
| | R | | T | 103 | RESIDENTIAL LAND & IMPROVEMENTS | | 122,760 |
| | | | | | Taxable Total: | | 148,920 |
| | R | | E | 901 | RURAL RESIDENCE EXEMPTION (RAP) | | 61,540 |
| | R | | E | 903 | FARM BUILDING EXEMPT | | 41,470 |
| | | | | | 100% Alberta School Foundation Fund | Exempt Total: | 103,010 |
| | | | | | | Totals: | 251,930 |
| 3686000 | 7210GQ A | SW-28-27-21-4 4.14 Acres | | | | | |
| | 274037A RGE RD 214 | | NW CORNER | | | | |
| | R | LAND & IMPROVEMENTS | T | 103 | RESIDENTIAL LAND & IMPROVEMENTS | Taxable Total: | 135,600 |
| | | | | | 100% Alberta School Foundation Fund | | |
| 3687000 | NE-29-27-21-4 | 160.00 Acres | | | | | |
| 3688000 | F | LAND | T | 1 | FARMLAND | Taxable Total: | 37,360 |
| | | | | | 100% Alberta School Foundation Fund | | |
| | NW-29-27-21-4 | 160.00 Acres | | | | | |
| | 274043 RGE RD 215 | | | | | | |
| | F | LAND & IMPROVEMENTS | T | 1 | FARMLAND | | 28,700 |
| | R | | T | 103 | RESIDENTIAL LAND & IMPROVEMENTS | | 99,000 |
| | | | | | Taxable Total: | | 127,700 |
| | R | | E | 901 | RURAL RESIDENCE EXEMPTION (RAP) | | 15,600 |
| | | | | | 100% Alberta School Foundation Fund | Totals: | 143,300 |
| 3689000 | SE-29-27-21-4 | 160.00 Acres | | | | | |



2020 Assessment Roll (Valuation Date 1-July, 2020) 2021 Taxation Year, Wheatland County

Assessment Year: 2020
Tax Year: 2021

| Roll | Legal Address | | | | | Total |
|---------|---------------|---------------------|---|-----|-------------------------------------|-----------------------|
| | F | LAND | T | 1 | FARMLAND | |
| | | | | | 100% The Golden Hills Reg. Div. 15 | Taxable Total: 33,920 |
| 3690000 | SW-29-27-21-4 | 160.00 Acres | | | | |
| | F | LAND | T | 1 | FARMLAND | |
| | | | | | 100% Alberta School Foundation Fund | Taxable Total: 38,370 |
| 3691000 | NE-30-27-21-4 | 160.00 Acres | | | | |
| | F | LAND | T | 1 | FARMLAND | |
| | | | | | 100% Alberta School Foundation Fund | Taxable Total: 31,580 |
| 3692000 | NW-30-27-21-4 | 159.01 Acres | | | | |
| | F | LAND | T | 1 | FARMLAND | |
| | | | | | 100% Alberta School Foundation Fund | Taxable Total: 32,370 |
| 3693000 | SE-30-27-21-4 | 160.00 Acres | | | | |
| | F | LAND | T | 1 | FARMLAND | |
| | | | | | 100% The Golden Hills Reg. Div. 15 | Taxable Total: 35,040 |
| 3694000 | SW-30-27-21-4 | 159.01 Acres | | | | |
| | | 215054 TWP RD 274 | | | | |
| | F | LAND & IMPROVEMENTS | T | 1 | FARMLAND | 19,100 |
| | R | | T | 103 | RESIDENTIAL LAND & IMPROVEMENTS | 132,060 |
| | | | | | Taxable Total: | 151,160 |
| | R | | E | 901 | RURAL RESIDENCE EXEMPTION (RAP) | 61,540 |
| | | | | | 100% The Golden Hills Reg. Div. 15 | Totals: 212,700 |
| 3695000 | NE-31-27-21-4 | 160.00 Acres | | | | |
| | F | LAND | T | 1 | FARMLAND | |
| | | | | | 100% Alberta School Foundation Fund | Taxable Total: 34,830 |
| 3696000 | NW-31-27-21-4 | 159.10 Acres | | | | |
| | | 275065 HWY 840 | | | | |
| | F | LAND & IMPROVEMENTS | T | 1 | FARMLAND | 30,710 |
| | R | | T | 103 | RESIDENTIAL LAND & IMPROVEMENTS | 182,260 |
| | | | | | Taxable Total: | 212,970 |
| | R | | E | 901 | RURAL RESIDENCE EXEMPTION (RAP) | 61,540 |
| | | | | | Totals: | 274,510 |



2020 Assessment Roll (Valuation Date 1-July, 2020) 2021 Taxation Year, Wheatland County

Assessment Year: 2020
Tax Year: 2021

| Roll | Legal Address | 100% Alberta School Foundation Fund | Total |
|---------|----------------------------|---|-----------------------|
| 3697000 | SE-31-27-21-4 160.00 Acres | | |
| | F LAND | T 1 FARMLAND 100% Alberta School Foundation Fund | Taxable Total: 17,320 |
| 3698000 | SW-31-27-21-4 159.01 Acres | | |
| | F LAND | T 1 FARMLAND 100% The Golden Hills Reg. Div. 15 | Taxable Total: 25,540 |
| 3699000 | NE-32-27-21-4 160.00 Acres | | |
| | F LAND | T 1 FARMLAND 100% Alberta School Foundation Fund | Taxable Total: 28,220 |
| 3700000 | NW-32-27-21-4 156.00 Acres | | |
| | F LAND | T 1 FARMLAND 100% Alberta School Foundation Fund | Taxable Total: 32,700 |
| 3701000 | SE-32-27-21-4 155.98 Acres | | |
| | F LAND | T 1 FARMLAND 100% Alberta School Foundation Fund | Taxable Total: 34,170 |
| 3702000 | SW-32-27-21-4 159.90 Acres | | |
| | F LAND | T 1 FARMLAND 100% Alberta School Foundation Fund | Taxable Total: 29,150 |
| 3703000 | NE-33-27-21-4 160.00 Acres | | |
| | F LAND | T 1 FARMLAND 100% Alberta School Foundation Fund | Taxable Total: 24,140 |
| 3704000 | NW-33-27-21-4 80.00 Acres | WEST HALF LSD 12 & 13 | |
| | F LAND | T 1 FARMLAND 100% Alberta School Foundation Fund | Taxable Total: 8,260 |
| 3705000 | NW-33-27-21-4 80.00 Acres | EAST HALF LSD 11 & 14 | |
| | F LAND | T 1 FARMLAND | Taxable Total: 10,060 |



2020 Assessment Roll (Valuation Date 1-July, 2020) 2021 Taxation Year, Wheatland County

Assessment Year: 2020
Tax Year: 2021

| Roll | Legal Address | | | | | Total |
|---------|---------------------------|----------------|--|----------------|--|---------|
| | | | 100% Alberta School Foundation Fund | | | |
| 3706000 | SE-33-27-21-4 | 80.00 Acres | SOUTH HALF | | | |
| | F LAND | | T 1 FARMLAND | Taxable Total: | | 8,790 |
| | | | 100% The Golden Hills Reg. Div. 15 | | | |
| 3707000 | SE-33-27-21-4 | 80.00 Acres | LSD 7 & 8 | | | |
| | F LAND | | T 1 FARMLAND | Taxable Total: | | 7,090 |
| | | | 100% Alberta School Foundation Fund | | | |
| 3708000 | SW-33-27-21-4 | 80.00 Acres | SOUTH HALF | | | |
| | F LAND | | T 1 FARMLAND | Taxable Total: | | 17,810 |
| | | | 100% The Golden Hills Reg. Div. 15 | | | |
| 3709000 | SW-33-27-21-4 | 80.00 Acres | LSD 5 & 6 | | | |
| | F LAND | | T 1 FARMLAND | Taxable Total: | | 18,790 |
| | | | 100% Alberta School Foundation Fund | | | |
| 3710000 | 6742BQ 1 1 NW-7-27-21-4 | 3,750 Sq. Feet | | | | |
| | 125 MAIN ST | | | | | |
| | R LAND | | T 104 RESIDENTIAL VACANT LAND | Taxable Total: | | 13,000 |
| | | | 50% The Golden Hills Reg. Div. 15 | | | |
| | | | 50% Christ The Redeemer Reg. 3 | | | |
| 3711000 | 6742BQ 1 2 NW-7-27-21-4 | 3,750 Sq. Feet | | | | |
| | 121 MAIN ST | | | | | |
| | R LAND | | T 104 RESIDENTIAL VACANT LAND | Taxable Total: | | 13,000 |
| | | | 50% The Golden Hills Reg. Div. 15 | | | |
| | | | 50% Christ The Redeemer Reg. 3 | | | |
| 3712000 | 6742BQ 1 3,4 NW-7-27-21-4 | 7,500 Sq. Feet | CENTENNIAL MUSEUM Rosebud District Centennial Museum | | | |
| | 117 MAIN ST | | | | | |
| | NR LAND & IMPROVEMENTS | | E 165 CHARITABLE & WELFARE EXEMPT | Exempt Total: | | 383,670 |
| | | | 100% Alberta School Foundation Fund | | | |
| 3713000 | 6742BQ 1 5 NW-7-27-21-4 | 3,750 Sq. Feet | Backstage Gifts & Craft Shop | | | |
| | 107 MAIN ST | | | | | |
| | NR LAND & IMPROVEMENTS | | T 105 NON-RESEIDENTIAL LAND & IMPROVEMENTS | Taxable Total: | | 58,320 |
| | | | 100% Alberta School Foundation Fund | | | |



2020 Assessment Roll (Valuation Date 1-July, 2020) 2021 Taxation Year, Wheatland County

Assessment Year: 2020
Tax Year: 2021

| Roll | Legal Address | Total |
|---------|--|--|
| 3714000 | 6742BQ 1 6-8 NW-7-27-21-4 9,024 Sq. Feet 106 RAILWAY AVE NR LAND & IMPROVEMENTS | Rosebud School Of Arts Admin Bldg Hotel T 105 NON-RESEIDENTIAL LAND & IMPROVEMENTS 50% The Golden Hills Reg. Div. 15 50% Christ The Redeemer Reg. 3 Taxable Total: 180,040 |
| 3716000 | 6742BQ 1 9 NW-7-27-21-4 6,685 Sq. Feet 117 MARTIN AVE R LAND & IMPROVEMENTS | T 103 RESIDENTIAL LAND & IMPROVEMENTS Taxable Total: 141,700 100% Alberta School Foundation Fund |
| 3717000 | 6742BQ 1 10 NW-7-27-21-4 5,350 Sq. Feet 113 MARTIN AVE R LAND & IMPROVEMENTS | T 103 RESIDENTIAL LAND & IMPROVEMENTS Taxable Total: 180,200 100% Alberta School Foundation Fund |
| 3718000 | 6742BQ 2 1-7 NW-7-27-21-4 26,250 Sq. Feet 116 MAIN ST NR LAND & IMPROVEMENTS | SCHOOL OF ARTS KITCHEN/DORM'RY Rosebud Mercantile Building E 156 SCHOOLS EXEMPT 50% The Golden Hills Reg. Div. 15 50% Christ The Redeemer Reg. 3 Exempt Total: 1,895,770 |
| 3725000 | 6742BQ 2 8-11 NW-7-27-21-4 17,213 Sq. Feet 106 MAIN ST R LAND & IMPROVEMENTS NR | Arbour Guest House T 103 RESIDENTIAL LAND & IMPROVEMENTS 206,620 T 105 NON-RESEIDENTIAL LAND & IMPROVEMENTS 10,080 100% Alberta School Foundation Fund Taxable Total: 216,700 |
| 3727000 | 6742BQ 2 12,13 NW-7-27-21-4 13,407 Sq. Feet 109 COMSTOCK ST R LAND & IMPROVEMENTS | T 103 RESIDENTIAL LAND & IMPROVEMENTS Taxable Total: 50,300 100% Alberta School Foundation Fund |
| 3728000 | 1510488 2 20 NW-7-27-21-4 8,358 Sq. Feet 113 COMSTOCK ST R LAND & IMPROVEMENTS | T 103 RESIDENTIAL LAND & IMPROVEMENTS Taxable Total: 171,600 100% Christ The Redeemer Reg. 3 |
| 3728010 | 1510488 2 21 NW-7-27-21-4 4,136 Sq. Feet R LAND | T 104 RESIDENTIAL VACANT LAND Taxable Total: 35,700 100% Alberta School Foundation Fund |



2020 Assessment Roll (Valuation Date 1-July, 2020) 2021 Taxation Year, Wheatland County

Assessment Year: 2020
Tax Year: 2021

| Roll | Legal Address | Total |
|---------|---|--|
| 3729000 | 6742BQ 2 16 NW-7-27-21-4 6,250 Sq. Feet 117 COMSTOCK ST | |
| R | LAND & IMPROVEMENTS T 103 RESIDENTIAL LAND & IMPROVEMENTS Taxable Total: 100% Alberta School Foundation Fund | 166,700 |
| 3730000 | 6742BQ 2 17,18 NW-7-27-21-4 12,500 Sq. Feet 125 COMSTOCK ST | |
| R | LAND & IMPROVEMENTS T 103 RESIDENTIAL LAND & IMPROVEMENTS Taxable Total: 100% Alberta School Foundation Fund | 251,800 |
| 3731000 | 6742BQ 2 19 NW-7-27-21-4 6,250 Sq. Feet 129 COMSTOCK ST | |
| R | LAND T 104 RESIDENTIAL VACANT LAND Taxable Total: 50% The Golden Hills Reg. Div. 15 50% Christ The Redeemer Reg. 3 | 17,400 |
| 3732000 | 2012086 3 2MR NW-7-27-21-4 1.92 Acres 120 COMSTOCK ST | Rosebud Gazebo |
| NR | LAND & IMPROVEMENTS E 157 PUBLIC PARKS EXEMPT Exempt Total: 100% Alberta School Foundation Fund | 50,480 |
| 3733000 | 2012086 3 1 NW-7-27-21-4 0.06 Acres 124 COMSTOCK ST | TELUS TOWER, NE CRN 100' X100' Telus Tower |
| NR | LAND & IMPROVEMENTS T 105 NON-RESEIDENTIAL LAND & IMPROVEMENTS Taxable Total: 100% Alberta School Foundation Fund | 68,180 |
| 3734000 | 5272CG 4 1,2 SW-18-27-21-4 7,500 Sq. Feet 216 MAIN ST | |
| R | LAND & IMPROVEMENTS T 103 RESIDENTIAL LAND & IMPROVEMENTS Taxable Total: 50% The Golden Hills Reg. Div. 15 50% Christ The Redeemer Reg. 3 | 48,700 |
| 3735000 | 5272CG 4 3,4 SW-18-27-21-4 7,500 Sq. Feet 212 MAIN ST | Former Art Gallery |
| R | LAND & IMPROVEMENTS T 103 RESIDENTIAL LAND & IMPROVEMENTS Taxable Total: 100% Alberta School Foundation Fund | 144,600 |
| 3739000 | 5272CG 4 5,6 SW-18-27-21-4 7,500 Sq. Feet 206 MAIN ST | |
| R | LAND & IMPROVEMENTS T 103 RESIDENTIAL LAND & IMPROVEMENTS Taxable Total: 100% Alberta School Foundation Fund | 257,000 |



2020 Assessment Roll (Valuation Date 1-July, 2020) 2021 Taxation Year, Wheatland County

Assessment Year: 2020
Tax Year: 2021

| Roll | Legal Address | Total |
|---------|--|---|
| 3739010 | 5272CG 4 7,8 SW-18-27-21-4 7,500 Sq. Feet 204 MAIN ST | |
| | R LAND & IMPROVEMENTS T 103 RESIDENTIAL LAND & IMPROVEMENTS Taxable Total: 100% Alberta School Foundation Fund | 224,700 |
| 3742000 | 5272CG 4 9 SW-18-27-21-4 3,750 Sq. Feet 200 MAIN ST | Artisan Wares Former Rosebud Firehall |
| | R LAND & IMPROVEMENTS T 103 RESIDENTIAL LAND & IMPROVEMENTS NR T 105 NON-RESEIDENTIAL LAND & IMPROVEMENTS 100% Alberta School Foundation Fund Taxable Total: | 46,680 47,970 94,650 |
| 3744000 | 5272CG 4 10-12 SW-18-27-21-4 18,750 Sq. Feet 202 MARTIN AVE | ROSEBUD OPERA HOUSE Rosebud Opera House |
| | NR LAND & IMPROVEMENTS E 165 CHARITABLE & WELFARE EXEMPT 100% Alberta School Foundation Fund Exempt Total: | 520,830 |
| 3746000 | 5272CG 4 13 SW-18-27-21-4 6,250 Sq. Feet 222 MARTIN AVE | Former Thorny Rose Cafe |
| | R LAND & IMPROVEMENTS T 103 RESIDENTIAL LAND & IMPROVEMENTS Taxable Total: 100% Alberta School Foundation Fund | 262,600 |
| 3747000 | 5272CG 4 14 SW-18-27-21-4 6,250 Sq. Feet 226 MARTIN AVE | |
| | R LAND & IMPROVEMENTS T 103 RESIDENTIAL LAND & IMPROVEMENTS Taxable Total: 100% Alberta School Foundation Fund | 161,900 |
| 3748000 | 5272CG 4 15 SW-18-27-21-4 6,250 Sq. Feet 230 MARTIN AVE | Model Train Display |
| | R LAND & IMPROVEMENTS T 103 RESIDENTIAL LAND & IMPROVEMENTS NR T 105 NON-RESEIDENTIAL LAND & IMPROVEMENTS 100% Alberta School Foundation Fund Taxable Total: | 23,350 50,550 73,900 |
| 3749000 | 5272CG 4 16,17 SW-18-27-21-4 12,500 Sq. Feet 234 MARTIN AVE | |
| | R LAND & IMPROVEMENTS T 103 RESIDENTIAL LAND & IMPROVEMENTS Taxable Total: 100% Alberta School Foundation Fund | 141,300 |
| 3751000 | 1511584 4 33 SW-18-27-21-4 12,613 Sq. Feet 244 MARTIN AVE | Parts East & West of Road |
| | R LAND & IMPROVEMENTS T 103 RESIDENTIAL LAND & IMPROVEMENTS Taxable Total: 100% Alberta School Foundation Fund | 320,600 |



2020 Assessment Roll (Valuation Date 1-July, 2020) 2021 Taxation Year, Wheatland County

Assessment Year: 2020
Tax Year: 2021

| Roll | Legal Address | Total |
|---------|--|--|
| 3751001 | 0412603 4 27 SW-18-27-21-4 11,848 Sq. Feet 348 MARTIN AVE NR LAND & IMPROVEMENTS E 165 CHARITABLE & WELFARE EXEMPT 50% The Golden Hills Reg. Div. 15 50% Christ The Redeemer Reg. 3 | Akokiniskway Gallery Exempt Total: 148,290 |
| 3751005 | 0412603 4 28 SW-18-27-21-4 4,051 Sq. Feet 352 MARTIN AVE R LAND & IMPROVEMENTS | T 103 RESIDENTIAL LAND & IMPROVEMENTS Taxable Total: 237,300 100% Alberta School Foundation Fund |
| 3751010 | 0912725 4 33 SW-18-27-21-4 4,186 Sq. Feet 356 MARTIN AVE R LAND & IMPROVEMENTS | T 103 RESIDENTIAL LAND & IMPROVEMENTS Taxable Total: 229,700 100% Alberta School Foundation Fund |
| 3751015 | 0912725 4 34 SW-18-27-21-4 9,540 Sq. Feet 360 MARTIN AVE R LAND & IMPROVEMENTS | T 103 RESIDENTIAL LAND & IMPROVEMENTS Taxable Total: 311,900 100% Alberta School Foundation Fund |
| 3751025 | 0412603 4 32MR SW-18-27-21-4 7,057 Sq. Feet 206 ERICKSON ST NR LAND | E 155 WHEATLAND COUNTY EXEMPT 100% Alberta School Foundation Fund Exempt Total: 18,860 |
| 3752000 | 5272CG 4 19,20 SW-18-27-21-4 14,963 Sq. Feet 329 SEVERN AVE R LAND & IMPROVEMENTS NR | Active Refridgeration T 103 RESIDENTIAL LAND & IMPROVEMENTS 147,920 T 105 NON-RESEIDENTIAL LAND & IMPROVEMENTS 15,380 100% Alberta School Foundation Fund Taxable Total: 163,300 |
| 3754000 | 5272CG 4 20,21 SW-18-27-21-4 9,375 Sq. Feet 325 SEVERN AVE R LAND & IMPROVEMENTS NR | E 1/2 of lot 20 & all of 21 Rose Cottage B&B T 103 RESIDENTIAL LAND & IMPROVEMENTS 309,260 T 105 NON-RESEIDENTIAL LAND & IMPROVEMENTS 25,940 100% Alberta School Foundation Fund Taxable Total: 335,200 |
| 3756000 | 5272CG 4 22-24 SW-18-27-21-4 18,750 Sq. Feet 315 SEVERN AVE R LAND | ROSEBUD OPERA HOUSE PARKINGLOT T 104 RESIDENTIAL VACANT LAND Taxable Total: 34,600 100% Alberta School Foundation Fund |



2020 Assessment Roll (Valuation Date 1-July, 2020) 2021 Taxation Year, Wheatland County

Assessment Year: 2020
Tax Year: 2021

| Roll | Legal Address | Total |
|---------|---|---|
| 3759000 | 5272CG 4 25 SW-18-27-21-4 6,250 Sq. Feet 311 SEVERN AVE R LAND & IMPROVEMENTS NR | Graphic Design Business 94,920 6,950 101,870 |
| 3760000 | 5272CG 5 SW-18-27-21-4 2.02 Acres 326 SEVERN AVE NR LAND & IMPROVEMENTS | ROSEBUD COMMUNITY HALL Rosebud Community Centre Exempt Total: 649,780 |
| 3761000 | 1639LK 5 1 SW-18-27-21-4 10,125 Sq. Feet 312 SEVERN AVE R LAND & IMPROVEMENTS NR | QUEEN REGENT GUEST HOUSE Queen Regent Guest House 247,280 25,520 272,800 |
| 3762000 | 1639LK 5 2 SW-18-27-21-4 10,125 Sq. Feet 310 SEVERN AVE R LAND & IMPROVEMENTS | 100% Alberta School Foundation Fund Taxable Total: 348,400 |
| 3763000 | 3767CN 6 1-3 SW-18-27-21-4 11,700 Sq. Feet 215 MAIN ST NR LAND | Rosebud Country Inn & Tea Room Parking Taxable Total: 26,600 |
| 3765000 | 3767CN 6 4-9 SW-18-27-21-4 23,400 Sq. Feet 209 MAIN ST R LAND & IMPROVEMENTS | 100% The Golden Hills Reg. Div. 15 Taxable Total: 272,300 |
| 3768000 | 3767CN 6 10-13 SW-18-27-21-4 25,000 Sq. Feet 110 MARTIN AVE R LAND & IMPROVEMENTS | 100% Christ The Redeemer Reg. 3 Taxable Total: 178,600 |
| 3771000 | 0112812 8 1MR SW-18-27-21-4 4.36 Acres 102 MARTIN AVE NR LAND | Municipal Reserve Rosebud Park Exempt Total: 48,940 |



2020 Assessment Roll (Valuation Date 1-July, 2020) 2021 Taxation Year, Wheatland County

Assessment Year: 2020
Tax Year: 2021

| Roll | Legal Address | Total |
|---------|--|--|
| 3776000 | 3767CN 6 19-22 SW-18-27-21-4 25,000 Sq. Feet 111 SEVERN AVE | ROSEBUD COUNTRY INN Rosebud Country Inn & Tea Room |
| | R LAND & IMPROVEMENTS T 103 RESIDENTIAL LAND & IMPROVEMENTS | 117,720 |
| | NR T 105 NON-RESEIDENTIAL LAND & IMPROVEMENTS | 793,160 |
| | 100% The Golden Hills Reg. Div. 15 Taxable Total: | 910,880 |
| 3779000 | 1711545 OT SW-18-27-21-4 0.15 Acres | ATCO - Leased from Wheatland County |
| | NR LAND T 105 NON-RESEIDENTIAL LAND & IMPROVEMENTS | 1,080 |
| | NR E 155 WHEATLAND COUNTY EXEMPT | 16,860 |
| | 100% Alberta School Foundation Fund Totals: | 17,940 |
| 3779001 | 9310903 7 27 SW-18-27-21-4 3,939 Sq. Feet 316 GLYDE ST | Rosebud Atco Meter Station (50557) |
| | ME-D LAND & IMPROVEMENTS T 8 DIP MACHINERY & EQUIPMENT | 163,970 |
| | NR-D T 106 DIP NON-RES. LAND & IMPROVEMENTS | 61,430 |
| | 100% Alberta School Foundation Fund Taxable Total: | 225,400 |
| 3779002 | 9310903 7 28 SW-18-27-21-4 4,848 Sq. Feet 312 GLYDE ST | |
| | R LAND & IMPROVEMENTS T 103 RESIDENTIAL LAND & IMPROVEMENTS Taxable Total: | 266,000 |
| | 100% Alberta School Foundation Fund | |
| 3779003 | 9310903 7 29 SW-18-27-21-4 6,300 Sq. Feet 308 GLYDE ST | |
| | R LAND & IMPROVEMENTS T 103 RESIDENTIAL LAND & IMPROVEMENTS Taxable Total: | 187,500 |
| | 100% Alberta School Foundation Fund | |
| 3779004 | 9310903 7 30 SW-18-27-21-4 6,000 Sq. Feet 304 GLYDE ST | |
| | R LAND & IMPROVEMENTS T 103 RESIDENTIAL LAND & IMPROVEMENTS Taxable Total: | 114,700 |
| | 100% Alberta School Foundation Fund | |
| 3779005 | 9310903 7 31 SW-18-27-21-4 6,000 Sq. Feet 200 SEVERN AVE | |
| | R LAND & IMPROVEMENTS T 103 RESIDENTIAL LAND & IMPROVEMENTS Taxable Total: | 279,500 |
| | 100% Alberta School Foundation Fund | |
| 3787000 | 3767CN 7 10,11 SW-18-27-21-4 10,000 Sq. Feet 110 SEVERN AVE | WEST 30 FEET OF LOT 11 |
| | R LAND & IMPROVEMENTS T 103 RESIDENTIAL LAND & IMPROVEMENTS Taxable Total: | 80,000 |
| | 100% Alberta School Foundation Fund | |



2020 Assessment Roll (Valuation Date 1-July, 2020) 2021 Taxation Year, Wheatland County

Assessment Year: 2020
Tax Year: 2021

| Roll | Legal Address | Total |
|---------|--|---|
| 3789000 | 3767CN 7 11-13 SW-18-27-21-4 15,000 Sq. Feet 108 SEVERN AVE | EAST 20' LOT 11 |
| R | LAND & IMPROVEMENTS | T 103 RESIDENTIAL LAND & IMPROVEMENTS Taxable Total: 298,500 100% Alberta School Foundation Fund |
| 3800000 | 3767CN 7 23-26 SW-18-27-21-4 25,000 Sq. Feet 313 GLYDE ST | |
| R | LAND & IMPROVEMENTS | T 103 RESIDENTIAL LAND & IMPROVEMENTS Taxable Total: 367,000 100% Alberta School Foundation Fund |
| 3805000 | 1611210 11 1 NW-7-27-21-4 0.86 Acres 101 MORTON AVE | MANSE |
| R | LAND & IMPROVEMENTS | T 103 RESIDENTIAL LAND & IMPROVEMENTS Taxable Total: 215,800 100% Alberta School Foundation Fund |
| 3805010 | 1611210 11 2 NW-7-27-21-4 0.92 Acres 105 MORTON AVE | |
| R | LAND & IMPROVEMENTS | T 103 RESIDENTIAL LAND & IMPROVEMENTS Taxable Total: 387,900 100% Alberta School Foundation Fund |
| 3806000 | 1611438 4 1 NW-7-27-21-4 1.35 Acres 106 MORTON AVE | Rosebud Grader Shop Rosebud Grader Shop & Water Fill & Dump |
| NR | LAND & IMPROVEMENTS | E 155 WHEATLAND COUNTY EXEMPT Exempt Total: 318,960 100% Alberta School Foundation Fund |
| 3809000 | 0813194 9 1 SW-18-27-21-4 1.08 Acres 300 SEVERN AVE | NW CORNER LSD 3 Rosebud Fire Hall |
| NR | LAND & IMPROVEMENTS | E 162 OTHER MUNICIPAL EXEMPT Exempt Total: 536,490 100% Alberta School Foundation Fund |
| 3811000 | 6709GL E SW-18-27-21-4 3.97 Acres 210 ERICKSON ST | Rosebud Ball Diamond |
| NR | LAND | E 157 PUBLIC PARKS EXEMPT Exempt Total: 76,310 100% Alberta School Foundation Fund |
| 3829000 | NE-4-28-21-4 160.00 Acres | |
| F | LAND | T 1 FARMLAND Taxable Total: 39,510 100% Alberta School Foundation Fund |
| 3830000 | NW-4-28-21-4 160.00 Acres | |
| F | LAND | T 1 FARMLAND Taxable Total: 34,220 |



2020 Assessment Roll (Valuation Date 1-July, 2020) 2021 Taxation Year, Wheatland County

Assessment Year: 2020
Tax Year: 2021

| Roll | Legal Address | | | | | | | | | | Total |
|---------|-------------------------------------|---------------------|--------------|--|----------------------------|-----|--------------------------------------|--|----------------|-----------|-------|
| | 100% Alberta School Foundation Fund | | | | | | | | | | |
| 3831000 | SE-4-28-21-4 | | 155.97 Acres | | | | | | | | |
| | F | LAND | | | T | 1 | FARMLAND | | Taxable Total: | 37,220 | |
| | 100% Alberta School Foundation Fund | | | | | | | | | | |
| 3832000 | SW-4-28-21-4 | | 155.97 Acres | | | | | | | | |
| | F | LAND | | | T | 1 | FARMLAND | | Taxable Total: | 33,170 | |
| | 100% Alberta School Foundation Fund | | | | | | | | | | |
| 3833000 | NE-5-28-21-4 | | 160.00 Acres | | | | | | | | |
| | F | LAND | | | T | 1 | FARMLAND | | Taxable Total: | 34,560 | |
| | 100% Alberta School Foundation Fund | | | | | | | | | | |
| 3834000 | NW-5-28-21-4 | | 159.78 Acres | | | | | | | | |
| | F | LAND | | | T | 1 | FARMLAND | | Taxable Total: | 33,630 | |
| | 100% Alberta School Foundation Fund | | | | | | | | | | |
| 3835000 | 9311763 1 | SE-5-28-21-4 | 164.47 Acres | | | | | | | | |
| | F | LAND | | | T | 1 | FARMLAND | | Taxable Total: | 33,000 | |
| | 100% Alberta School Foundation Fund | | | | | | | | | | |
| 3836000 | SW-5-28-21-4 | | 156.57 Acres | | | | | | | | |
| | F | LAND | | | T | 1 | FARMLAND | | Taxable Total: | 35,390 | |
| | 100% Alberta School Foundation Fund | | | | | | | | | | |
| 3837000 | NE-6-28-21-4 | | 160.00 Acres | | | | | | | | |
| | F | LAND | | | T | 1 | FARMLAND | | Taxable Total: | 27,410 | |
| | 100% Alberta School Foundation Fund | | | | | | | | | | |
| 3838000 | NW-6-28-21-4 | | 158.54 Acres | | Hillview Colony & Abattoir | | | | | | |
| | 280055 HWY 840 | | | | | | | | | | |
| | F | LAND & IMPROVEMENTS | | | T | 1 | FARMLAND | | | 28,170 | |
| | R | | | | T | 103 | RESIDENTIAL LAND & IMPROVEMENTS | | | 3,036,410 | |
| | NR | | | | T | 105 | NON-RESEIDENTIAL LAND & IMPROVEMENTS | | | 2,213,080 | |
| | Taxable Total: | | | | | | | | | 5,277,660 | |
| | R | | | | E | 901 | RURAL RESIDENCE EXEMPTION (RAP) | | | 812,990 | |



2020 Assessment Roll (Valuation Date 1-July, 2020) 2021 Taxation Year, Wheatland County

Assessment Year: 2020
Tax Year: 2021

| Roll | Legal Address | | | | Total | |
|---------|---------------|--------------|------------|---|--|--------------------------------------|
| | R | | E | 903 FARM BUILDING EXEMPT 100% Alberta School Foundation Fund | Exempt Total: Totals: | 4,463,060 5,276,050 10,553,710 |
| 3838010 | 9012169 1 | NW-6-28-21-4 | 1.46 Acres | | S.W.CORNER LSD 12 Hillview Colony Cemetery | |
| | NR | LAND | E | 159 CEMETARY EXEMPT 100% Alberta School Foundation Fund | Exempt Total: | 46,140 |
| 3839000 | SE-6-28-21-4 | 160.00 Acres | | | | |
| | F | LAND | T | 1 FARMLAND 100% Alberta School Foundation Fund | Taxable Total: | 31,610 |
| 3840000 | SW-6-28-21-4 | 159.12 Acres | | | | |
| | F | LAND | T | 1 FARMLAND 100% Alberta School Foundation Fund | Taxable Total: | 18,190 |
| 3840010 | 2224EZ RW 28 | SW-6-28-21-4 | 0.50 Acres | | R-O-W ON WEST SIDE OF QRT. | |
| | NR | LAND | T | 105 NON-RESEIDENTIAL LAND & IMPROVEMENTS 100% Alberta School Foundation Fund | Taxable Total: | 12,750 |
| 3841000 | NE-7-28-21-4 | 156.39 Acres | | | | |
| | F | LAND | T | 1 FARMLAND 100% Alberta School Foundation Fund | Taxable Total: | 29,390 |
| 3842000 | NW-7-28-21-4 | 156.55 Acres | | | | |
| | F | LAND | T | 1 FARMLAND 100% Alberta School Foundation Fund | Taxable Total: | 31,020 |
| 3843000 | SE-7-28-21-4 | 160.00 Acres | | | | |
| | F | LAND | T | 1 FARMLAND 100% Alberta School Foundation Fund | Taxable Total: | 31,110 |
| 3844000 | SW-7-28-21-4 | 160.00 Acres | | | | |
| | F | LAND | T | 1 FARMLAND 100% Alberta School Foundation Fund | Taxable Total: | 34,270 |



2020 Assessment Roll (Valuation Date 1-July, 2020) 2021 Taxation Year, Wheatland County

Assessment Year: 2020
Tax Year: 2021

| Roll | Legal Address | | | | | Total |
|---------|-----------------------|--------------|-------|-------------------------------------|----------------------|---------|
| 3845000 | NE-8-28-21-4 | 155.48 Acres | | | | |
| | F LAND | | T 1 | FARMLAND | Taxable Total: | 28,790 |
| | | | | 100% Alberta School Foundation Fund | | |
| 3846000 | NW-8-28-21-4 | 156.58 Acres | | | | |
| | 214057 HWY 9 | | | | | |
| | F LAND & IMPROVEMENTS | | T 1 | FARMLAND | | 35,080 |
| | R | | T 103 | RESIDENTIAL LAND & IMPROVEMENTS | | 243,760 |
| | | | | | Taxable Total: | 278,840 |
| | R | | E 901 | RURAL RESIDENCE EXEMPTION (RAP) | | 61,540 |
| | R | | E 903 | FARM BUILDING EXEMPT | | 15,200 |
| | | | | 100% Alberta School Foundation Fund | Exempt Total: | 76,740 |
| | | | | | Totals: | 355,580 |
| 3847000 | SE-8-28-21-4 | 160.00 Acres | | | | |
| | F LAND | | T 1 | FARMLAND | Taxable Total: | 31,180 |
| | | | | 100% Alberta School Foundation Fund | | |
| 3848000 | SW-8-28-21-4 | 158.94 Acres | | | | |
| | F LAND | | T 1 | FARMLAND | Taxable Total: | 28,510 |
| | | | | 100% Alberta School Foundation Fund | | |
| 3849000 | NE-9-28-21-4 | 158.94 Acres | | | | |
| | F LAND | | T 1 | FARMLAND | Taxable Total: | 36,590 |
| | | | | 100% Alberta School Foundation Fund | | |
| 3850000 | NW-9-28-21-4 | 158.20 Acres | | | | |
| | F LAND | | T 1 | FARMLAND | Taxable Total: | 34,240 |
| | | | | 100% Alberta School Foundation Fund | | |
| 3851000 | SE-9-28-21-4 | 160.00 Acres | | | | |
| | F LAND | | T 1 | FARMLAND | Taxable Total: | 41,240 |
| | | | | 100% Alberta School Foundation Fund | | |
| 3852000 | SW-9-28-21-4 | 80.00 Acres | | | | |
| | | | | | NORTH HALF LSD 5 & 6 | |
| | F LAND | | T 1 | FARMLAND | Taxable Total: | 14,010 |



2020 Assessment Roll (Valuation Date 1-July, 2020) 2021 Taxation Year, Wheatland County

Assessment Year: 2020
Tax Year: 2021

| Roll | Legal Address | | | | | | | | Total | |
|---------|-------------------|--------------------------|---|-----|--------------------------------------|----------------|---|--|----------------|------------|
| | | | | | 100% Alberta School Foundation Fund | | | | | |
| 3853000 | SW-9-28-21-4 | 80.00 Acres | | | | | SOUTH HALF LSD 3 & 4 | | | |
| | F | LAND | T | 1 | FARMLAND | Taxable Total: | | | | 10,420 |
| | | | | | 100% Alberta School Foundation Fund | | | | | |
| 3854000 | NE-7-22-22-4 | 86.14 Acres | | | | | NORTH OF RAILWAY | | | |
| | 225039 TWP RD 222 | | | | | | | | | |
| | F | LAND & IMPROVEMENTS | T | 1 | FARMLAND | | | | | 13,550 |
| | R | | T | 103 | RESIDENTIAL LAND & IMPROVEMENTS | | | | | 253,680 |
| | | | | | Taxable Total: | | | | 267,230 | |
| | R | | E | 901 | RURAL RESIDENCE EXEMPTION (RAP) | | | | | 61,540 |
| | R | | E | 903 | FARM BUILDING EXEMPT | | | | | 2,530 |
| | | | | | 100% Alberta School Foundation Fund | | | | Exempt Total: | 64,070 |
| | | | | | | | | | Totals: | 331,300 |
| 3855000 | NW-7-22-22-4 | 29.07 Acres | | | | | NORTHEAST OF RAILWAY | | | |
| | F | LAND | T | 1 | FARMLAND | Taxable Total: | | | | 3,180 |
| | | | | | 100% Alberta School Foundation Fund | | | | | |
| 3856000 | 0915758 1 1 | NE-8-22-22-4 37.35 Acres | | | | | SE OF HWY 901 | | | |
| | F | LAND | T | 1 | FARMLAND | Taxable Total: | | | | 5,960 |
| | | | | | 100% Alberta School Foundation Fund | | | | | |
| 3857000 | N -8-22-22-4 | 248.85 Acres | | | | | NE,NW,SW-WEST OF HWY 901 Paterson Long Plain Grain Terminal | | | |
| | 224056 HWY 901 | | | | | | | | | |
| | F | LAND & IMPROVEMENTS | T | 1 | FARMLAND | | | | | 34,310 |
| | ME | | T | 7 | MACHINERY & EQUIPMENT | | | | | 2,675,770 |
| | NR | | T | 105 | NON-RESEIDENTIAL LAND & IMPROVEMENTS | | | | | 19,708,870 |
| | | | | | 100% Alberta School Foundation Fund | | | | Taxable Total: | 22,418,950 |
| 3859000 | SE-8-22-22-4 | 38.24 Acres | | | | | North of Railway Gleichen Sewage Lagoon | | | |
| | NR | LAND & IMPROVEMENTS | E | 155 | WHEATLAND COUNTY EXEMPT | Exempt Total: | | | | 426,580 |
| | | | | | 100% Alberta School Foundation Fund | | | | | |
| 3859010 | SE-8-22-22-4 | 1.42 Acres | | | | | NW of Rd. Plan 9610287 | | | |
| | NR | LAND | E | 154 | PROVINCIAL EXEMPT | Exempt Total: | | | | 50,360 |
| | | | | | 100% Alberta School Foundation Fund | | | | | |



2020 Assessment Roll (Valuation Date 1-July, 2020) 2021 Taxation Year, Wheatland County

Assessment Year: 2020
Tax Year: 2021

| Roll | Legal Address | | | | | | Total |
|---------|---------------|---------------------------|---|-----|-------------------------------------|----------------|---------|
| 3861000 | NE-9-22-22-4 | 159.16 Acres | | | | | |
| | F | LAND | T | 1 | FARMLAND | Taxable Total: | 29,620 |
| | | | | | 100% Alberta School Foundation Fund | | |
| 3862000 | NW-9-22-22-4 | 77.03 Acres | NORTH & EAST PART OF QUARTER | | | | |
| | F | LAND | T | 1 | FARMLAND | Taxable Total: | 16,850 |
| | | | | | 100% Alberta School Foundation Fund | | |
| 3862010 | 0813350 1 1 | NW-9-22-22-4 128.74 Acres | S PART NW QRT & N PART SW QRT Gleichen Effluent Pivot | | | | |
| | F | LAND | T | 1 | FARMLAND | Taxable Total: | 30,420 |
| | | | | | 100% Alberta School Foundation Fund | | |
| 3863000 | SE-9-22-22-4 | 51.89 Acres | NORTH OF RAILWAY | | | | |
| | F | LAND | T | 1 | FARMLAND | Taxable Total: | 8,860 |
| | | | | | 100% Alberta School Foundation Fund | | |
| 3864000 | SW-9-22-22-4 | 4.69 Acres | NE CORNER | | | | |
| | F | LAND | T | 1 | FARMLAND | Taxable Total: | 740 |
| | | | | | 100% Alberta School Foundation Fund | | |
| 3865000 | NE-10-22-22-4 | 160.00 Acres | | | | | |
| | F | LAND | T | 1 | FARMLAND | Taxable Total: | 38,680 |
| | | | | | 100% Alberta School Foundation Fund | | |
| 3866000 | NW-10-22-22-4 | 158.38 Acres | | | | | |
| | | 223003 HWY 1 | | | | | |
| | F | LAND & IMPROVEMENTS | T | 1 | FARMLAND | | 34,790 |
| | R | | T | 103 | RESIDENTIAL LAND & IMPROVEMENTS | | 290,530 |
| | | | | | | Taxable Total: | 325,320 |
| | R | | E | 901 | RURAL RESIDENCE EXEMPTION (RAP) | | 30,770 |
| | | | | | 100% Alberta School Foundation Fund | Totals: | 356,090 |
| 3867000 | SE-10-22-22-4 | 51.91 Acres | NORTH OF RAILWAY | | | | |
| | F | LAND | T | 1 | FARMLAND | Taxable Total: | 11,100 |
| | | | | | 100% Alberta School Foundation Fund | | |



2020 Assessment Roll (Valuation Date 1-July, 2020) 2021 Taxation Year, Wheatland County

Assessment Year: 2020
Tax Year: 2021

| Roll | Legal Address | | | | | | Total |
|---------|---------------------------|---------------------|--|-----|--------------------------------------|----------------|---------|
| 3868000 | SW-10-22-22-4 | 51.90 Acres | NORTH OF RAILWAY | | | | |
| | F | LAND | T | 1 | FARMLAND | Taxable Total: | 6,620 |
| | | | | | 100% Alberta School Foundation Fund | | |
| 3869000 | NE-11-22-22-4 | 160.00 Acres | | | | | |
| | F | LAND | T | 1 | FARMLAND | Taxable Total: | 32,880 |
| | | | | | 100% Alberta School Foundation Fund | | |
| 3870000 | W -11-22-22-4 | 203.13 Acres | NORTH OF RAILWAY | | | | |
| | F | LAND | T | 1 | FARMLAND | Taxable Total: | 48,950 |
| | | | | | 100% Alberta School Foundation Fund | | |
| 3870010 | 1311390 1 1 NW-11-22-22-4 | 5.00 Acres | NW Corner LSD 14 | | | | |
| | 221079 RGE RD 222 | | | | | | |
| | F | LAND & IMPROVEMENTS | T | 1 | FARMLAND | | 500 |
| | R | | T | 103 | RESIDENTIAL LAND & IMPROVEMENTS | | 337,730 |
| | | | | | Taxable Total: | | 338,230 |
| | R | | E | 901 | RURAL RESIDENCE EXEMPTION (RAP) | | 500 |
| | R | | E | 903 | FARM BUILDING EXEMPT | | 11,830 |
| | | | | | 100% Alberta School Foundation Fund | Exempt Total: | 12,330 |
| | | | | | | Totals: | 350,560 |
| 3871000 | SE-11-22-22-4 | 64.89 Acres | NORTH OF RAILWAY | | | | |
| | F | LAND | T | 1 | FARMLAND | Taxable Total: | 14,590 |
| | | | | | 100% Alberta School Foundation Fund | | |
| 3872010 | SW-11-22-22-4 | 0.50 Acres | CENTRAL WEST PTN Rogers Wireless Tower | | | | |
| | NR | LAND & IMPROVEMENTS | T | 105 | NON-RESEIDENTIAL LAND & IMPROVEMENTS | Taxable Total: | 145,370 |
| | | | | | 100% Alberta School Foundation Fund | | |
| 3873000 | NE-12-22-22-4 | 136.80 Acres | | | | | |
| | F | LAND | T | 1 | FARMLAND | Taxable Total: | 31,580 |
| | | | | | 100% Alberta School Foundation Fund | | |
| 3873010 | 9410571 1 N -12-22-22-4 | 7.49 Acres | N.E. CORNER LSD 14 AND | | | | |
| | 220039 HWY 1 | | | | | | |
| | F | LAND & IMPROVEMENTS | T | 1 | FARMLAND | | 740 |



2020 Assessment Roll (Valuation Date 1-July, 2020) 2021 Taxation Year, Wheatland County

Assessment Year: 2020
Tax Year: 2021

| Roll | Legal Address | | | | | Total |
|---------|-------------------|---------------------|-------------|------|-----------------------------------|---------|
| | R | | T | 103 | RESIDENTIAL LAND & IMPROVEMENTS | 278,490 |
| | | | | | Taxable Total: | 279,230 |
| | R | | E | 901 | RURAL RESIDENCE EXEMPTION (RAP) | 740 |
| | R | | E | 903 | FARM BUILDING EXEMPT | 58,890 |
| | | | | 100% | Alberta School Foundation Fund | 59,630 |
| | | | | | Exempt Total: | 59,630 |
| | | | | | Totals: | 338,860 |
| 3873020 | 0512821 2 1 | NE-12-22-22-4 | 17.07 Acres | | N.E. CORNER LSD 16 | |
| | F | LAND & IMPROVEMENTS | T | 1 | FARMLAND | 2,280 |
| | R | | T | 103 | RESIDENTIAL LAND & IMPROVEMENTS | 769,520 |
| | | | | | Taxable Total: | 771,800 |
| | R | | E | 901 | RURAL RESIDENCE EXEMPTION (RAP) | 2,280 |
| | | | | 100% | Alberta School Foundation Fund | 774,080 |
| 3874000 | NW-12-22-22-4 | 158.52 Acres | | | | |
| | F | LAND | T | 1 | FARMLAND | |
| | | | | 100% | Alberta School Foundation Fund | 37,760 |
| 3875000 | SE-12-22-22-4 | 125.67 Acres | | | NORTH OF RAILWAY | |
| | F | LAND | T | 1 | FARMLAND | |
| | | | | 100% | Alberta School Foundation Fund | 12,990 |
| 3876000 | SW-12-22-22-4 | 97.70 Acres | | | NORTH OF RAILWAY | |
| | F | LAND | T | 1 | FARMLAND | |
| | | | | 100% | Alberta School Foundation Fund | 21,800 |
| 3877000 | NE-13-22-22-4 | 154.29 Acres | | | | |
| | F | LAND | T | 1 | FARMLAND | |
| | | | | 100% | Alberta School Foundation Fund | 31,370 |
| 3877010 | IRR151 | NE-13-22-22-4 | 3.10 Acres | | Canal Right of Way | |
| | NR | LAND | E | 167 | WESTERN IRRIGATION DIST EXEMPT | |
| | | | | 100% | Alberta School Foundation Fund | 3,310 |
| 3878000 | NW-13-22-22-4 | 160.00 Acres | | | The Country Farmhouse & Corn Maze | |
| | 222039 RGE RD 221 | | | | | |
| | F | LAND & IMPROVEMENTS | T | 1 | FARMLAND | 37,750 |



2020 Assessment Roll (Valuation Date 1-July, 2020) 2021 Taxation Year, Wheatland County

Assessment Year: 2020
Tax Year: 2021

| Roll | Legal Address | | | | | | Total |
|---------|---------------|---------------------------|---|------|-------------------------------------|------------------|---------|
| | NR | | T | 105 | NON-RESEDENTIAL LAND & IMPROVEMENTS | | 370,680 |
| | | | | 100% | Alberta School Foundation Fund | Taxable Total: | 408,430 |
| 3879000 | SE-13-22-22-4 | 146.42 Acres | | | | NORTH OF HIGHWAY | |
| | F | LAND | T | 1 | FARMLAND | Taxable Total: | 36,500 |
| | | | | 100% | Alberta School Foundation Fund | | |
| 3880000 | SW-13-22-22-4 | 146.68 Acres | | | | NORTH OF HIGHWAY | |
| | F | LAND | T | 1 | FARMLAND | Taxable Total: | 36,910 |
| | | | | 100% | Alberta School Foundation Fund | | |
| 3881000 | NE-14-22-22-4 | 137.20 Acres | | | | | |
| | F | LAND | T | 1 | FARMLAND | Taxable Total: | 29,010 |
| | | | | 100% | Alberta School Foundation Fund | | |
| 3881010 | 0311951 1 1 | NE-14-22-22-4 22.78 Acres | | | | NE CORNER | |
| | | 222076 RGE RD 221 | | | | | |
| | F | LAND & IMPROVEMENTS | T | 1 | FARMLAND | | 1,640 |
| | R | | T | 103 | RESIDENTIAL LAND & IMPROVEMENTS | | 130,300 |
| | | | | | | Taxable Total: | 131,940 |
| | R | | E | 903 | FARM BUILDING EXEMPT | | 6,490 |
| | | | | 100% | Alberta School Foundation Fund | Totals: | 138,430 |
| 3882000 | NW-14-22-22-4 | 142.00 Acres | | | | | |
| | F | LAND | T | 1 | FARMLAND | Taxable Total: | 30,550 |
| | | | | 100% | Alberta School Foundation Fund | | |
| 3882010 | 0312714 2 1 | NW-14-22-22-4 18.00 Acres | | | | NW CORNER | |
| | | 222071 RGE RD 222 | | | | | |
| | F | LAND & IMPROVEMENTS | T | 1 | FARMLAND | | 1,240 |
| | R | | T | 103 | RESIDENTIAL LAND & IMPROVEMENTS | | 225,630 |
| | | | | | | Taxable Total: | 226,870 |
| | R | | E | 901 | RURAL RESIDENCE EXEMPTION (RAP) | | 1,240 |
| | R | | E | 903 | FARM BUILDING EXEMPT | | 40,470 |
| | | | | 100% | Alberta School Foundation Fund | Exempt Total: | 41,710 |
| | | | | | | Totals: | 268,580 |
| 3883000 | SE-14-22-22-4 | 143.40 Acres | | | | NORTH OF HIGHWAY | |



2020 Assessment Roll (Valuation Date 1-July, 2020) 2021 Taxation Year, Wheatland County

Assessment Year: 2020
Tax Year: 2021

| Roll | Legal Address | | | | | Total |
|---------|---------------|--------------------------|---|-----|-------------------------------------|-----------------------|
| | F | LAND | T | 1 | FARMLAND | |
| | | | | | 100% The Golden Hills Reg. Div. 15 | Taxable Total: 34,290 |
| 3883010 | IRR89 | SE-14-22-22-4 2.80 Acres | | | | |
| | NR | LAND | E | 167 | WESTERN IRRIGATION DIST EXEMPT | Exempt Total: 2,990 |
| | | | | | 100% Alberta School Foundation Fund | |
| 3884000 | SW-14-22-22-4 | 143.10 Acres | | | NORTH OF HIGHWAY | |
| | F | LAND | T | 1 | FARMLAND | Taxable Total: 35,410 |
| | | | | | 100% Alberta School Foundation Fund | |
| 3885000 | NE-15-22-22-4 | 152.29 Acres | | | | |
| | F | LAND | T | 1 | FARMLAND | Taxable Total: 36,010 |
| | | | | | 100% Alberta School Foundation Fund | |
| 3885500 | NE-15-22-22-4 | 7.59 Acres | | | Within Canal ROW 1712200 | |
| | NR | LAND | E | 167 | WESTERN IRRIGATION DIST EXEMPT | Exempt Total: 8,100 |
| | | | | | 100% Alberta School Foundation Fund | |
| 3886000 | NW-15-22-22-4 | 149.91 Acres | | | | |
| | F | LAND | T | 1 | FARMLAND | Taxable Total: 35,390 |
| | | | | | 100% Alberta School Foundation Fund | |
| 3887000 | SE-15-22-22-4 | 146.21 Acres | | | NORTH OF HIGHWAY | |
| | F | LAND | T | 1 | FARMLAND | Taxable Total: 36,600 |
| | | | | | 100% Alberta School Foundation Fund | |
| 3888000 | SW-15-22-22-4 | 144.53 Acres | | | NORTH OF HIGHWAY | |
| | | 223004 HWY 1 | | | | |
| | F | LAND & IMPROVEMENTS | T | 1 | FARMLAND | 34,750 |
| | R | | T | 103 | RESIDENTIAL LAND & IMPROVEMENTS | 181,030 |
| | | | | | Taxable Total: | 215,780 |
| | R | | E | 901 | RURAL RESIDENCE EXEMPTION (RAP) | 30,770 |
| | R | | E | 903 | FARM BUILDING EXEMPT | 84,110 |
| | | | | | 100% Alberta School Foundation Fund | Exempt Total: 114,880 |
| | | | | | Totals: | 330,660 |



2020 Assessment Roll (Valuation Date 1-July, 2020) 2021 Taxation Year, Wheatland County

Assessment Year: 2020
Tax Year: 2021

| Roll | Legal Address | | | | | | Total |
|---------|---------------|---------------------|---|-----|-------------------------------------|------------------|---------|
| 3889000 | NE-16-22-22-4 | 160.00 Acres | | | | | |
| | F | LAND | T | 1 | FARMLAND | Taxable Total: | 38,880 |
| | | | | | 100% Alberta School Foundation Fund | | |
| 3890000 | NW-16-22-22-4 | 157.40 Acres | | | | | |
| | F | LAND | T | 1 | FARMLAND | Taxable Total: | 38,600 |
| | | | | | 100% Alberta School Foundation Fund | | |
| 3891000 | SE-16-22-22-4 | 146.15 Acres | | | | | |
| | | | | | | NORTH OF HIGHWAY | |
| | F | LAND | T | 1 | FARMLAND | Taxable Total: | 34,760 |
| | | | | | 100% Alberta School Foundation Fund | | |
| 3892000 | SW-16-22-22-4 | 140.86 Acres | | | | | |
| | | | | | | NORTH OF HIGHWAY | |
| | F | LAND | T | 1 | FARMLAND | Taxable Total: | 32,600 |
| | | | | | 100% Alberta School Foundation Fund | | |
| 3893000 | NE-17-22-22-4 | 160.00 Acres | | | | | |
| | F | LAND | T | 1 | FARMLAND | Taxable Total: | 30,590 |
| | | | | | 100% Alberta School Foundation Fund | | |
| 3894000 | NW-17-22-22-4 | 160.00 Acres | | | | | |
| | | 222039A RGE RD 225 | | | | | |
| | F | LAND & IMPROVEMENTS | T | 1 | FARMLAND | | 27,230 |
| | R | | T | 103 | RESIDENTIAL LAND & IMPROVEMENTS | | 353,930 |
| | | | | | | Taxable Total: | 381,160 |
| | R | | E | 901 | RURAL RESIDENCE EXEMPTION (RAP) | | 30,770 |
| | R | | E | 903 | FARM BUILDING EXEMPT | | 16,900 |
| | | | | | 100% Alberta School Foundation Fund | Exempt Total: | 47,670 |
| | | | | | | Totals: | 428,830 |
| 3895000 | SE-17-22-22-4 | 147.68 Acres | | | | | |
| | | | | | | NORTH OF HIGHWAY | |
| | F | LAND | T | 1 | FARMLAND | Taxable Total: | 28,320 |
| | | | | | 100% Alberta School Foundation Fund | | |
| 3896000 | SW-17-22-22-4 | 131.39 Acres | | | | | |
| | | 222039B RGE RD 225 | | | | | |
| | F | LAND & IMPROVEMENTS | T | 1 | FARMLAND | | 15,770 |



2020 Assessment Roll (Valuation Date 1-July, 2020) 2021 Taxation Year, Wheatland County

Assessment Year: 2020
Tax Year: 2021

| Roll | Legal Address | | | | Total |
|---------|-----------------------|--------------------------|-------|--------------------------------------|---------|
| | R | | T 103 | RESIDENTIAL LAND & IMPROVEMENTS | 237,100 |
| | | | | Taxable Total: | 252,870 |
| | R | | E 901 | RURAL RESIDENCE EXEMPTION (RAP) | 61,540 |
| | R | | E 903 | FARM BUILDING EXEMPT | 6,680 |
| | | | 100% | Alberta School Foundation Fund | 68,220 |
| | | | | Exempt Total: | 68,220 |
| | | | | Totals: | 321,090 |
| 3897000 | NE-18-22-22-4 | 137.14 Acres | | | |
| | 222045 RGE RD 225B | | | | |
| | F LAND & IMPROVEMENTS | | T 1 | FARMLAND | 18,530 |
| | R | | T 103 | RESIDENTIAL LAND & IMPROVEMENTS | 155,170 |
| | | | | Taxable Total: | 173,700 |
| | R | | E 901 | RURAL RESIDENCE EXEMPTION (RAP) | 18,530 |
| | | | 100% | Alberta School Foundation Fund | 192,230 |
| | | | | Totals: | 192,230 |
| 3898000 | NW-18-22-22-4 | 137.51 Acres | | | |
| | 222047A HWY 547 | | | | |
| | F LAND & IMPROVEMENTS | | T 1 | FARMLAND | 20,130 |
| | R | | T 103 | RESIDENTIAL LAND & IMPROVEMENTS | 197,660 |
| | | | | Taxable Total: | 217,790 |
| | R | | E 901 | RURAL RESIDENCE EXEMPTION (RAP) | 61,540 |
| | | | 100% | Alberta School Foundation Fund | 279,330 |
| | | | | Totals: | 279,330 |
| 3898500 | 1413388 1 1 | NW-18-22-22-4 0.64 Acres | | | |
| | | | | NW Corner LSD 12 EvenTide Cemetery#2 | |
| | NR LAND | | E 164 | RELIGIOUS EXEMPT | 18,570 |
| | | | 100% | Alberta School Foundation Fund | |
| 3899000 | 2161EX NW-18-22-22-4 | 6.82 Acres | | | |
| | 222047B HWY 547 | | | | |
| | F LAND & IMPROVEMENTS | | T 1 | FARMLAND | 320 |
| | R | | T 103 | RESIDENTIAL LAND & IMPROVEMENTS | 69,680 |
| | NR | | T 105 | NON-RESEIDENTIAL LAND & IMPROVEMENTS | 34,320 |
| | | | | Taxable Total: | 104,320 |
| | R | | E 901 | RURAL RESIDENCE EXEMPTION (RAP) | 27,900 |
| | R | | E 903 | FARM BUILDING EXEMPT | 97,270 |
| | | | 100% | Alberta School Foundation Fund | 125,170 |
| | | | | Exempt Total: | 125,170 |
| | | | | Totals: | 229,490 |
| 3900000 | NW-18-22-22-4 | 2.74 Acres | | | |
| | | | | SOUTHEAST CORNER | |
| | F LAND | | T 1 | FARMLAND | 230 |
| | | | 100% | Alberta School Foundation Fund | |



2020 Assessment Roll (Valuation Date 1-July, 2020) 2021 Taxation Year, Wheatland County

Assessment Year: 2020
Tax Year: 2021

| Roll | Legal Address | | | | | | Total |
|---------|-----------------------------|---------------------|---|-----|-------------------------------------|----------------|---------|
| 3901000 | NW-18-22-22-4 | 2.61 Acres | | | | | |
| | F | LAND | T | 1 | FARMLAND | Taxable Total: | 220 |
| | | | | | 100% Alberta School Foundation Fund | | |
| 3902000 | NW-18-22-22-4 | 2.00 Acres | SOUTHEAST CORNER | | | | |
| | F | LAND | T | 1 | FARMLAND | Taxable Total: | 120 |
| | | | | | 100% Alberta School Foundation Fund | | |
| 3903000 | 5502JK B NW-18-22-22-4 | 1.16 Acres | Parcel B, SW CORNER(CEMENTARY) Gleichen SalvationArmy Eventide Cemetery | | | | |
| | NR | LAND | E | 159 | CEMETARY EXEMPT | Exempt Total: | 53,580 |
| | | | | | 100% Alberta School Foundation Fund | | |
| 3904000 | NW-18-22-22-4 | 1.00 Acres | SOUTHWEST CORNER Gleichen Roman Catholic Cemetery | | | | |
| | NR | LAND | E | 164 | RELIGIOUS EXEMPT | Exempt Total: | 51,800 |
| | | | | | 100% Alberta School Foundation Fund | | |
| 3905000 | 6753AD 6,7-12 SE-18-22-22-4 | 59.95 Acres | N PART Blk 6 & NW PT OF BLK 12 | | | | |
| | | 222020 RGE RD 225A | | | | | |
| | F | LAND & IMPROVEMENTS | T | 1 | FARMLAND | | 9,820 |
| | R | | T | 103 | RESIDENTIAL LAND & IMPROVEMENTS | | 199,480 |
| | | | | | | Taxable Total: | 209,300 |
| | R | | E | 901 | RURAL RESIDENCE EXEMPTION (RAP) | | 9,820 |
| | R | | E | 903 | FARM BUILDING EXEMPT | | 35,180 |
| | | | | | 100% Alberta School Foundation Fund | Exempt Total: | 45,000 |
| | | | | | | Totals: | 254,300 |
| 3906000 | 6753AD 2,3 SE-18-22-22-4 | 20.00 Acres | | | | | |
| | F | LAND | T | 1 | FARMLAND | Taxable Total: | 2,370 |
| | | | | | 100% Alberta School Foundation Fund | | |
| 3907000 | 6753AD 5,6 SE-18-22-22-4 | 8.18 Acres | EXCEPTING THE NORTH 274.5 FEET | | | | |
| | | 222022 RGE RD 225 | | | | | |
| | F | LAND & IMPROVEMENTS | T | 1 | FARMLAND | | 760 |
| | R | | T | 103 | RESIDENTIAL LAND & IMPROVEMENTS | | 269,740 |
| | | | | | | Taxable Total: | 270,500 |
| | R | | E | 901 | RURAL RESIDENCE EXEMPTION (RAP) | | 760 |
| | | | | | | Totals: | 271,260 |



2020 Assessment Roll (Valuation Date 1-July, 2020) 2021 Taxation Year, Wheatland County

Assessment Year: 2020
Tax Year: 2021

| Roll | Legal Address | 100% Alberta School Foundation Fund | | | | Total |
|---------|---|-------------------------------------|---------------------------------|----------------|--|---------|
| 3908000 | SW-18-22-22-4 35.55 Acres | SOUTHEAST CORNER | | | | |
| | F LAND | T 1 | FARMLAND | Taxable Total: | | 5,970 |
| | | 100% Alberta School Foundation Fund | | | | |
| 3908010 | IRR83 RW 22 SE-18-22-22-4 2.07 Acres | Narrow Strip on East Side | | | | |
| | NR LAND | E 167 | WESTERN IRRIGATION DIST EXEMPT | Exempt Total: | | 2,210 |
| | | 100% Alberta School Foundation Fund | | | | |
| 3909000 | NE-19-22-22-4 160.00 Acres | | | | | |
| | F LAND | T 1 | FARMLAND | Taxable Total: | | 31,630 |
| | | 100% Alberta School Foundation Fund | | | | |
| 3910000 | NW-19-22-22-4 133.09 Acres | | | | | |
| | F LAND | T 1 | FARMLAND | Taxable Total: | | 25,810 |
| | | 100% Alberta School Foundation Fund | | | | |
| 3910010 | 9411725 1 2 W -19-22-22-4 93.23 Acres 223005 HWY 547 | SOUTHWEST OF HIGHWAY | | | | |
| | F LAND & IMPROVEMENTS | T 1 | FARMLAND | | | 8,890 |
| | R | T 103 | RESIDENTIAL LAND & IMPROVEMENTS | | | 303,310 |
| | | Taxable Total: | | | | 312,200 |
| | R | E 901 | RURAL RESIDENCE EXEMPTION (RAP) | | | 8,890 |
| | | 100% Alberta School Foundation Fund | | | | |
| | | Totals: | | | | 321,090 |
| 3911000 | 6885GP A NW-19-22-22-4 0.33 Acres | SOUTH OF HIGHWAY, NW CORNER | | | | |
| | NR LAND | E 150 | CROWN LAND & IMPR. EXEMPT | Exempt Total: | | 24,530 |
| | | 100% Alberta School Foundation Fund | | | | |
| 3912000 | SE-19-22-22-4 155.84 Acres | | | | | |
| | F LAND | T 1 | FARMLAND | Taxable Total: | | 31,510 |
| | | 100% Alberta School Foundation Fund | | | | |
| 3913000 | SW-19-22-22-4 30.85 Acres | NORTHEAST CORNER | | | | |
| | F LAND | T 1 | FARMLAND | Taxable Total: | | 5,350 |
| | | 100% Alberta School Foundation Fund | | | | |



2020 Assessment Roll (Valuation Date 1-July, 2020) 2021 Taxation Year, Wheatland County

Assessment Year: 2020
Tax Year: 2021

| Roll | Legal Address | Total |
|---------|--|--|
| 3913010 | 9411725 1 1 SW-19-22-22-4 28.94 Acres 223001 HWY 547 F LAND & IMPROVEMENTS R R R T 1 FARMLAND T 103 RESIDENTIAL LAND & IMPROVEMENTS E 901 RURAL RESIDENCE EXEMPTION (RAP) E 903 FARM BUILDING EXEMPT 100% Alberta School Foundation Fund | WEST OF HIGHWAY, SOUTH PORTION 2,080 307,300 Taxable Total: 309,380 2,080 88,980 Exempt Total: 91,060 Totals: 400,440 |
| 3914000 | NE-20-22-22-4 160.00 Acres F LAND T 1 FARMLAND 100% Alberta School Foundation Fund | Taxable Total: 39,350 |
| 3915000 | NW-20-22-22-4 160.00 Acres F LAND T 1 FARMLAND 100% Alberta School Foundation Fund | Taxable Total: 29,770 |
| 3916000 | SE-20-22-22-4 160.00 Acres F LAND T 1 FARMLAND 100% Alberta School Foundation Fund | Taxable Total: 33,660 |
| 3917000 | SW-20-22-22-4 160.00 Acres F LAND T 1 FARMLAND 100% Alberta School Foundation Fund | Taxable Total: 37,410 |
| 3918000 | NE-21-22-22-4 160.00 Acres F LAND T 1 FARMLAND 100% Alberta School Foundation Fund | Taxable Total: 26,740 |
| 3919000 | NW-21-22-22-4 159.22 Acres F LAND T 1 FARMLAND 100% Alberta School Foundation Fund | Taxable Total: 14,580 |
| 3920000 | SE-21-22-22-4 160.00 Acres F LAND T 1 FARMLAND | Taxable Total: 36,700 |



2020 Assessment Roll (Valuation Date 1-July, 2020) 2021 Taxation Year, Wheatland County

Assessment Year: 2020
Tax Year: 2021

| Roll | Legal Address | | | | | | | | Total |
|---------|-------------------------------------|------------------|---------------------------------------|----------------|--|--|--|---------|--------|
| 3921000 | SW-21-22-22-4 | 157.82 Acres | 100% Alberta School Foundation Fund | | | | | | |
| | F LAND | | T 1 FARMLAND | Taxable Total: | | | | 25,760 | |
| | 100% Alberta School Foundation Fund | | | | | | | | |
| 3922000 | NE-22-22-22-4 | 160.00 Acres | | | | | | | |
| | F LAND | | T 1 FARMLAND | Taxable Total: | | | | 38,000 | |
| | 100% Alberta School Foundation Fund | | | | | | | | |
| 3923000 | NW-22-22-22-4 | 156.12 Acres | | | | | | | |
| | F LAND & IMPROVEMENTS | | T 1 FARMLAND | | | | | 32,870 | |
| | R | | E 903 FARM BUILDING EXEMPT | | | | | 20,320 | |
| | 100% Alberta School Foundation Fund | | | | | | | | |
| | Totals: | | | | | | | | 53,190 |
| 3923010 | 9812670 1 NW-22-22-22-4 3.88 Acres | NORTHWEST CORNER | | | | | | | |
| | 222071 TWP RD 224 | | | | | | | | |
| | R LAND & IMPROVEMENTS | | T 103 RESIDENTIAL LAND & IMPROVEMENTS | Taxable Total: | | | | 319,000 | |
| | 100% The Golden Hills Reg. Div. 15 | | | | | | | | |
| 3924000 | SE-22-22-22-4 | 160.00 Acres | | | | | | | |
| | F LAND | | T 1 FARMLAND | Taxable Total: | | | | 40,520 | |
| | 100% The Golden Hills Reg. Div. 15 | | | | | | | | |
| 3925000 | SW-22-22-22-4 | 160.00 Acres | | | | | | | |
| | F LAND | | T 1 FARMLAND | Taxable Total: | | | | 30,000 | |
| | 100% The Golden Hills Reg. Div. 15 | | | | | | | | |
| 3926000 | NE-23-22-22-4 | 157.00 Acres | | | | | | | |
| | F LAND | | T 1 FARMLAND | Taxable Total: | | | | 31,600 | |
| | 100% Alberta School Foundation Fund | | | | | | | | |
| 3927000 | NE-23-22-22-4 | 3.00 Acres | NORTHEAST CORNER | | | | | | |
| | F LAND | | T 1 FARMLAND | Taxable Total: | | | | 490 | |
| | 100% Alberta School Foundation Fund | | | | | | | | |



2020 Assessment Roll (Valuation Date 1-July, 2020) 2021 Taxation Year, Wheatland County

Assessment Year: 2020
Tax Year: 2021

| Roll | Legal Address | | | | Total |
|---------|---------------------------|--------------|---------------------------------------|----------------|---------|
| 3928000 | NW-23-22-22-4 | 160.00 Acres | | | |
| | 223077 RGE RD 222 | | | | |
| | F LAND & IMPROVEMENTS | | T 1 FARMLAND | | 33,260 |
| | R | | T 103 RESIDENTIAL LAND & IMPROVEMENTS | | 188,460 |
| | | | Taxable Total: | | 221,720 |
| | R | | E 901 RURAL RESIDENCE EXEMPTION (RAP) | | 61,540 |
| | | | 100% Alberta School Foundation Fund | Totals: | 283,260 |
| 3929000 | SE-23-22-22-4 | 160.00 Acres | | | |
| | F LAND | | T 1 FARMLAND | Taxable Total: | 38,480 |
| | | | 100% Alberta School Foundation Fund | | |
| 3930000 | SW-23-22-22-4 | 160.00 Acres | | | |
| | F LAND | | T 1 FARMLAND | Taxable Total: | 31,190 |
| | | | 100% Alberta School Foundation Fund | | |
| 3931000 | NE-24-22-22-4 | 160.00 Acres | | | |
| | F LAND | | T 1 FARMLAND | Taxable Total: | 38,850 |
| | | | 100% Alberta School Foundation Fund | | |
| 3932000 | 1211918 2 1 NW-24-22-22-4 | 86.49 Acres | NORTHEASTERLY PART | | |
| | F LAND | | T 1 FARMLAND | Taxable Total: | 21,210 |
| | | | 100% Alberta School Foundation Fund | | |
| 3933000 | 1211917 1 1 NW-24-22-22-4 | 71.64 Acres | SOUTHWESTERLY PORTION | | |
| | 223075 RGE RD 221 | | | | |
| | F LAND & IMPROVEMENTS | | T 1 FARMLAND | | 9,440 |
| | R | | T 103 RESIDENTIAL LAND & IMPROVEMENTS | | 277,360 |
| | | | Taxable Total: | | 286,800 |
| | R | | E 901 RURAL RESIDENCE EXEMPTION (RAP) | | 9,440 |
| | | | 100% Alberta School Foundation Fund | Totals: | 296,240 |
| 3934000 | 0012279 1 SE-24-22-22-4 | 152.01 Acres | & N.E Corner of NE-13 | | |
| | 223004 RGE RD 220 | | | | |
| | F LAND & IMPROVEMENTS | | T 1 FARMLAND | | 25,470 |
| | R | | T 103 RESIDENTIAL LAND & IMPROVEMENTS | | 261,360 |
| | | | Taxable Total: | | 286,830 |
| | R | | E 901 RURAL RESIDENCE EXEMPTION (RAP) | | 61,540 |



2020 Assessment Roll (Valuation Date 1-July, 2020) 2021 Taxation Year, Wheatland County

Assessment Year: 2020
Tax Year: 2021

| Roll | Legal Address | | | | | | Total |
|---------|---------------|---------------|--------------|--------------------------------------|--------------------------------|--|---------|
| | | | | 100% Alberta School Foundation Fund | Totals: | | 348,370 |
| 3934010 | IRR150 | SE-24-22-22-4 | 10.75 Acres | | Canal Right of Way | | |
| | NR | LAND | | E 167 WESTERN IRRIGATION DIST EXEMPT | Exempt Total: | | 11,470 |
| | | | | 100% Alberta School Foundation Fund | | | |
| 3935000 | SW-24-22-22-4 | | 160.00 Acres | | | | |
| | F | LAND | | T 1 FARMLAND | Taxable Total: | | 33,390 |
| | | | | 100% Alberta School Foundation Fund | | | |
| 3936000 | NE-25-22-22-4 | | 160.00 Acres | | | | |
| | F | LAND | | T 1 FARMLAND | Taxable Total: | | 39,750 |
| | | | | 100% Alberta School Foundation Fund | | | |
| 3937000 | NW-25-22-22-4 | | 160.00 Acres | | | | |
| | F | LAND | | T 1 FARMLAND | Taxable Total: | | 39,750 |
| | | | | 100% Alberta School Foundation Fund | | | |
| 3938000 | SE-25-22-22-4 | | 160.00 Acres | | | | |
| | F | LAND | | T 1 FARMLAND | Taxable Total: | | 39,750 |
| | | | | 100% Alberta School Foundation Fund | | | |
| 3939000 | 1014073 1 1 | SW-25-22-22-4 | 159.04 Acres | | | | |
| | F | LAND | | T 1 FARMLAND | Taxable Total: | | 35,630 |
| | | | | 100% Alberta School Foundation Fund | | | |
| 3939001 | IRR167 RW 22 | SW-25-22-22-4 | 0.52 Acres | | SW CORNER | | |
| | NR | LAND | | E 167 WESTERN IRRIGATION DIST EXEMPT | Exempt Total: | | 5,150 |
| | | | | 100% Alberta School Foundation Fund | | | |
| 3939500 | OT-25-22-22-4 | | 2.78 Acres | | S PART OF RD ALLOWANCE W OF SW | | |
| | NR | LAND | | E 167 WESTERN IRRIGATION DIST EXEMPT | Exempt Total: | | 17,410 |
| | | | | 100% Alberta School Foundation Fund | | | |
| 3940000 | NE-26-22-22-4 | | 156.99 Acres | | | | |



2020 Assessment Roll (Valuation Date 1-July, 2020) 2021 Taxation Year, Wheatland County

Assessment Year: 2020
Tax Year: 2021

| Roll | Legal Address | | | | | Total |
|---------|---------------|---------------------------------------|---|-----|-------------------------------------|----------------------------|
| 3940010 | F | LAND | T | 1 | FARMLAND | Taxable Total: 39,000 |
| | | | | | 100% Alberta School Foundation Fund | |
| | | 1211461 1 1 NE-26-22-22-4 3.01 Acres | | | | SOUTHEAST CORNER OF LSD 16 |
| | | 224066 RGE RD 221 | | | | |
| | R | LAND & IMPROVEMENTS | T | 103 | RESIDENTIAL LAND & IMPROVEMENTS | 191,430 |
| | R | | E | 901 | RURAL RESIDENCE EXEMPTION (RAP) | 30,770 |
| | R | | E | 903 | FARM BUILDING EXEMPT | 29,570 |
| | | | | | 100% Alberta School Foundation Fund | Exempt Total: 60,340 |
| | | | | | | Totals: 251,770 |
| 3941000 | | NW-26-22-22-4 160.00 Acres | | | | |
| | F | LAND | T | 1 | FARMLAND | Taxable Total: 39,260 |
| | | | | | 100% Alberta School Foundation Fund | |
| 3942000 | | SE-26-22-22-4 156.32 Acres | | | | |
| 3942015 | F | LAND | T | 1 | FARMLAND | Taxable Total: 31,350 |
| | | | | | 100% Alberta School Foundation Fund | |
| | | IRR213 RW 22 SE-26-22-22-4 0.78 Acres | | | | |
| | NR | LAND | E | 167 | WESTERN IRRIGATION DIST EXEMPT | Exempt Total: 12,360 |
| | | | | | 100% Alberta School Foundation Fund | |
| 3943000 | | SW-26-22-22-4 160.00 Acres | | | | |
| | F | LAND | T | 1 | FARMLAND | Taxable Total: 26,160 |
| | | | | | 100% Alberta School Foundation Fund | |
| 3945000 | | NE-27-22-22-4 160.00 Acres | | | | |
| | F | LAND | T | 1 | FARMLAND | Taxable Total: 29,250 |
| | | | | | 100% Alberta School Foundation Fund | |
| 3946000 | | NW-27-22-22-4 160.00 Acres | | | | |
| | F | LAND | T | 1 | FARMLAND | Taxable Total: 35,280 |
| | | | | | 100% Alberta School Foundation Fund | |
| 3947000 | | SE-27-22-22-4 160.00 Acres | | | | |
| | | 222036 TWP RD 224 | | | | |
| | F | LAND & IMPROVEMENTS | T | 1 | FARMLAND | 33,240 |



2020 Assessment Roll (Valuation Date 1-July, 2020) 2021 Taxation Year, Wheatland County

Assessment Year: 2020
Tax Year: 2021

| Roll | Legal Address | | | | | Total |
|---------|---------------|--------------|---|------|---------------------------------|-----------------------|
| | R | | T | 103 | RESIDENTIAL LAND & IMPROVEMENTS | 163,520 |
| | | | | | Taxable Total: | 196,760 |
| | R | | E | 901 | RURAL RESIDENCE EXEMPTION (RAP) | 34,880 |
| | R | | E | 903 | FARM BUILDING EXEMPT | 8,290 |
| | | | | 100% | Alberta School Foundation Fund | 43,170 |
| | | | | | Exempt Total: | 239,930 |
| | | | | | Totals: | |
| 3948000 | SW-27-22-22-4 | 160.00 Acres | | | | |
| | F | LAND | T | 1 | FARMLAND | Taxable Total: 38,640 |
| | | | | 100% | Alberta School Foundation Fund | |
| 3949000 | NE-28-22-22-4 | 160.00 Acres | | | | |
| | F | LAND | T | 1 | FARMLAND | Taxable Total: 37,690 |
| | | | | 100% | Alberta School Foundation Fund | |
| 3950000 | NW-28-22-22-4 | 160.00 Acres | | | | |
| | F | LAND | T | 1 | FARMLAND | Taxable Total: 40,600 |
| | | | | 100% | Alberta School Foundation Fund | |
| 3951000 | SE-28-22-22-4 | 160.00 Acres | | | | |
| | F | LAND | T | 1 | FARMLAND | Taxable Total: 39,240 |
| | | | | 100% | Alberta School Foundation Fund | |
| 3952000 | SW-28-22-22-4 | 80.00 Acres | | | | |
| | | | | | EAST HALF LSD 3 & 6 | |
| | F | LAND | T | 1 | FARMLAND | Taxable Total: 19,620 |
| | | | | 100% | Alberta School Foundation Fund | |
| 3953000 | SW-28-22-22-4 | 80.00 Acres | | | | |
| | | | | | WEST HALF | |
| | F | LAND | T | 1 | FARMLAND | Taxable Total: 19,150 |
| | | | | 100% | Alberta School Foundation Fund | |
| 3954000 | NE-29-22-22-4 | 160.00 Acres | | | | |
| | F | LAND | T | 1 | FARMLAND | Taxable Total: 40,800 |
| | | | | 100% | Alberta School Foundation Fund | |
| 3955000 | NW-29-22-22-4 | 156.84 Acres | | | | |



2020 Assessment Roll (Valuation Date 1-July, 2020) 2021 Taxation Year, Wheatland County

Assessment Year: 2020
Tax Year: 2021

| Roll | Legal Address | | | | | Total |
|---------|---------------|----------------------------|---|-----|-------------------------------------|----------------------------|
| | F | LAND | T | 1 | FARMLAND | Taxable Total: 33,220 |
| | | | | | 100% Alberta School Foundation Fund | |
| 3955010 | 0911481 1 1 | NW-29-22-22-4 3.17 Acres | | | | SW Corner |
| | 224041 | RGE RD 225 | | | | |
| | R | LAND & IMPROVEMENTS | T | 103 | RESIDENTIAL LAND & IMPROVEMENTS | Taxable Total: 289,600 |
| | | | | | 100% Alberta School Foundation Fund | |
| 3956000 | SE-29-22-22-4 | 160.00 Acres | | | | |
| | F | LAND | T | 1 | FARMLAND | Taxable Total: 34,750 |
| | | | | | 100% Alberta School Foundation Fund | |
| 3957000 | SW-29-22-22-4 | 160.00 Acres | | | | |
| | F | LAND | T | 1 | FARMLAND | Taxable Total: 31,260 |
| | | | | | 100% Alberta School Foundation Fund | |
| 3958000 | 9410908 1 | NE-30-22-22-4 179.89 Acres | | | | NE 1/4 & NE. PTN OF SE 1/4 |
| | F | LAND | T | 1 | FARMLAND | Taxable Total: 14,270 |
| | | | | | 100% Alberta School Foundation Fund | |
| 3959000 | NW-30-22-22-4 | 160.00 Acres | | | | |
| | F | LAND | T | 1 | FARMLAND | Taxable Total: 36,330 |
| | | | | | 100% Alberta School Foundation Fund | |
| 3960000 | 9410908 2 | SE-30-22-22-4 140.11 Acres | | | | |
| | F | LAND | T | 1 | FARMLAND | Taxable Total: 9,680 |
| | | | | | 100% Alberta School Foundation Fund | |
| 3961000 | SW-30-22-22-4 | 160.00 Acres | | | | |
| | F | LAND | T | 1 | FARMLAND | Taxable Total: 13,030 |
| | | | | | 100% Alberta School Foundation Fund | |
| 3962000 | 0915112 2 1 | NE-31-22-22-4 125.60 Acres | | | | NORTH PART |
| | F | LAND | T | 1 | FARMLAND | Taxable Total: 30,630 |
| | | | | | 100% Alberta School Foundation Fund | |



2020 Assessment Roll (Valuation Date 1-July, 2020) 2021 Taxation Year, Wheatland County

Assessment Year: 2020
Tax Year: 2021

| Roll | Legal Address | | | | Total |
|---------|---------------|---------------------|--------------|---------------------------------|---------|
| 3963000 | 0915111 1 1 | NE-31-22-22-4 | 31.63 Acres | SOUTH PART | |
| | | 225046 RGE RD 225 | | | |
| | F | LAND & IMPROVEMENTS | T 1 | FARMLAND | 4,820 |
| | R | | T 103 | RESIDENTIAL LAND & IMPROVEMENTS | 387,880 |
| | | | | Taxable Total: | 392,700 |
| | R | | E 901 | RURAL RESIDENCE EXEMPTION (RAP) | 4,820 |
| | R | | E 903 | FARM BUILDING EXEMPT | 80,240 |
| | | | 100% | Alberta School Foundation Fund | 85,060 |
| | | | | Exempt Total: | 85,060 |
| | | | | Totals: | 477,760 |
| 3964000 | NW-31-22-22-4 | 143.42 Acres | | | |
| | F | LAND | T 1 | FARMLAND | |
| | | | 100% | Alberta School Foundation Fund | 25,450 |
| 3964010 | 9411664 | NW-31-22-22-4 | 13.15 Acres | Canal Right of Way | |
| | NR | LAND | E 167 | WESTERN IRRIGATION DIST EXEMPT | |
| | | | 100% | Alberta School Foundation Fund | 14,030 |
| 3965000 | SE-31-22-22-4 | 160.00 Acres | | Future Gleichen Solar Project | |
| | | 225016 RGE RD 225 | | | |
| | F | LAND & IMPROVEMENTS | T 1 | FARMLAND | 27,750 |
| | R | | T 103 | RESIDENTIAL LAND & IMPROVEMENTS | 385,560 |
| | | | | Taxable Total: | 413,310 |
| | R | | E 901 | RURAL RESIDENCE EXEMPTION (RAP) | 61,060 |
| | R | | E 903 | FARM BUILDING EXEMPT | 49,860 |
| | | | 100% | Alberta School Foundation Fund | 110,920 |
| | | | | Exempt Total: | 110,920 |
| | | | | Totals: | 524,230 |
| 3966000 | SW-31-22-22-4 | 160.00 Acres | | | |
| | F | LAND | T 1 | FARMLAND | |
| | | | 100% | Alberta School Foundation Fund | 36,410 |
| 3967000 | NE-32-22-22-4 | 156.40 Acres | | | |
| | F | LAND | T 1 | FARMLAND | |
| | | | 100% | Alberta School Foundation Fund | 33,380 |
| 3968000 | 1012167 3 5 | NW-32-22-22-4 | 114.19 Acres | N PORTION | |
| | F | LAND | T 1 | FARMLAND | |
| | | | | Taxable Total: | 26,700 |



2020 Assessment Roll (Valuation Date 1-July, 2020) 2021 Taxation Year, Wheatland County

Assessment Year: 2020
Tax Year: 2021

| Roll | Legal Address | | | | | Total |
|---------|---|--|-----|--------------------------------------|----------------|---------|
| | | 100% Alberta School Foundation Fund | | | | |
| 3969000 | 0211252 2 3 NW-32-22-22-4 47.50 Acres 225033A RGE RD 225 | PORTION SOUTH OF CANAL & PART | | | | |
| | F LAND | T | 1 | FARMLAND | Taxable Total: | 3,810 |
| | | 100% Alberta School Foundation Fund | | | | |
| 3970000 | SE-32-22-22-4 160.00 Acres | | | | | |
| | F LAND | T | 1 | FARMLAND | Taxable Total: | 38,340 |
| | | 100% Alberta School Foundation Fund | | | | |
| 3971000 | 0211252 2 4 SW-32-22-22-4 133.11 Acres 225033 RGE RD 225 | MOST OF THE SOUTHERNLY PART Prosthetics Molding Business | | | | |
| | F LAND & IMPROVEMENTS | T | 1 | FARMLAND | | 30,880 |
| | R | T | 103 | RESIDENTIAL LAND & IMPROVEMENTS | | 462,180 |
| | NR | T | 105 | NON-RESEIDENTIAL LAND & IMPROVEMENTS | | 25,940 |
| | | Taxable Total: | | | | 519,000 |
| | R | E | 901 | RURAL RESIDENCE EXEMPTION (RAP) | | 30,880 |
| | | 100% Alberta School Foundation Fund | | | | |
| | | Totals: | | | | 549,880 |
| 3971010 | 0211252 2 2 SW-32-22-22-4 20.21 Acres 225035A RGE RD 225 | NORTHWEST CORNER | | | | |
| | F LAND & IMPROVEMENTS | T | 1 | FARMLAND | | 1,430 |
| | R | T | 103 | RESIDENTIAL LAND & IMPROVEMENTS | | 269,770 |
| | | Taxable Total: | | | | 271,200 |
| | R | E | 901 | RURAL RESIDENCE EXEMPTION (RAP) | | 1,430 |
| | | 100% Alberta School Foundation Fund | | | | |
| | | Totals: | | | | 272,630 |
| 3972000 | NE-33-22-22-4 156.76 Acres | | | | | |
| | F LAND | T | 1 | FARMLAND | Taxable Total: | 40,310 |
| | | 100% Alberta School Foundation Fund | | | | |
| 3973000 | NW-33-22-22-4 156.80 Acres | | | | | |
| | F LAND | T | 1 | FARMLAND | Taxable Total: | 39,970 |
| | | 100% Alberta School Foundation Fund | | | | |
| 3974000 | SE-33-22-22-4 160.00 Acres | | | | | |
| | F LAND | T | 1 | FARMLAND | Taxable Total: | 39,980 |
| | | 100% Alberta School Foundation Fund | | | | |



2020 Assessment Roll (Valuation Date 1-July, 2020) 2021 Taxation Year, Wheatland County

Assessment Year: 2020
Tax Year: 2021

| Roll | Legal Address | | | | | Total |
|---------|---------------|--------------|-------------------------------------|----------------|--|--------|
| 3975000 | SW-33-22-22-4 | 160.00 Acres | | | | |
| | F LAND | | T 1 FARMLAND | Taxable Total: | | 39,570 |
| | | | 100% Alberta School Foundation Fund | | | |
| 3976000 | NE-34-22-22-4 | 156.92 Acres | | | | |
| | F LAND | | T 1 FARMLAND | Taxable Total: | | 39,780 |
| | | | 100% Alberta School Foundation Fund | | | |
| 3977000 | NW-34-22-22-4 | 156.84 Acres | | | | |
| | F LAND | | T 1 FARMLAND | Taxable Total: | | 40,330 |
| | | | 100% Alberta School Foundation Fund | | | |
| 3978000 | SE-34-22-22-4 | 153.56 Acres | | | | |
| | F LAND | | T 1 FARMLAND | Taxable Total: | | 32,060 |
| | | | 100% Alberta School Foundation Fund | | | |
| 3979000 | SW-34-22-22-4 | 157.62 Acres | | | | |
| | F LAND | | T 1 FARMLAND | Taxable Total: | | 39,850 |
| | | | 100% Alberta School Foundation Fund | | | |
| 3980000 | NE-35-22-22-4 | 157.12 Acres | | | | |
| | F LAND | | T 1 FARMLAND | Taxable Total: | | 38,520 |
| | | | 100% Alberta School Foundation Fund | | | |
| 3981000 | NW-35-22-22-4 | 157.00 Acres | | | | |
| | F LAND | | T 1 FARMLAND | Taxable Total: | | 39,190 |
| | | | 100% Alberta School Foundation Fund | | | |
| 3982000 | SE-35-22-22-4 | 160.00 Acres | | | | |
| | F LAND | | T 1 FARMLAND | Taxable Total: | | 38,660 |
| | | | 100% Alberta School Foundation Fund | | | |
| 3983000 | SW-35-22-22-4 | 160.00 Acres | | | | |
| | F LAND | | T 1 FARMLAND | Taxable Total: | | 40,760 |



2020 Assessment Roll (Valuation Date 1-July, 2020) 2021 Taxation Year, Wheatland County

Assessment Year: 2020
Tax Year: 2021

| Roll | Legal Address | | | | | | Total |
|---------|---------------|--------------------------|-------------------------------------|-----|---------------------------------|----------------|---------|
| | | | 100% Alberta School Foundation Fund | | | | |
| 3984000 | NE-36-22-22-4 | 150.32 Acres | | | | | |
| | F | LAND | T | 1 | FARMLAND | Taxable Total: | 34,820 |
| | | | 100% Alberta School Foundation Fund | | | | |
| 3984010 | 9411663 | NE-36-22-22-4 6.80 Acres | Canal Right of Way | | | | |
| | NR | LAND | E | 167 | WESTERN IRRIGATION DIST EXEMPT | Exempt Total: | 7,250 |
| | | | 100% Alberta School Foundation Fund | | | | |
| 3985000 | NW-36-22-22-4 | 154.01 Acres | | | | | |
| | F | LAND | T | 1 | FARMLAND | Taxable Total: | 37,060 |
| | | | 100% Alberta School Foundation Fund | | | | |
| 3985010 | 9411663 | NW-36-22-22-4 3.11 Acres | Canal Right of Way | | | | |
| | NR | LAND | E | 167 | WESTERN IRRIGATION DIST EXEMPT | Exempt Total: | 3,320 |
| | | | 100% Alberta School Foundation Fund | | | | |
| 3986000 | SE-36-22-22-4 | 160.00 Acres | | | | | |
| | F | LAND | T | 1 | FARMLAND | Taxable Total: | 38,730 |
| | | | 100% Alberta School Foundation Fund | | | | |
| 3987000 | SW-36-22-22-4 | 160.00 Acres | | | | | |
| | | 225027 RGE RD 221 | | | | | |
| | F | LAND & IMPROVEMENTS | T | 1 | FARMLAND | | 38,350 |
| | R | | T | 103 | RESIDENTIAL LAND & IMPROVEMENTS | | 252,010 |
| | | | Taxable Total: | | | | 290,360 |
| | R | | E | 901 | RURAL RESIDENCE EXEMPTION (RAP) | | 61,540 |
| | R | | E | 903 | FARM BUILDING EXEMPT | | 6,970 |
| | | | 100% Alberta School Foundation Fund | | | | |
| | | | Exempt Total: | | | | 68,510 |
| | | | Totals: | | | | 358,870 |
| 3988000 | 6753AD 1 | SE-18-22-22-4 5.04 Acres | | | | | |
| | | 225004 TWP RD 222 | | | | | |
| | F | LAND & IMPROVEMENTS | T | 1 | FARMLAND | | 170 |
| | R | | T | 103 | RESIDENTIAL LAND & IMPROVEMENTS | | 357,450 |
| | | | Taxable Total: | | | | 357,620 |
| | R | | E | 901 | RURAL RESIDENCE EXEMPTION (RAP) | | 2,540 |



2020 Assessment Roll (Valuation Date 1-July, 2020) 2021 Taxation Year, Wheatland County

Assessment Year: 2020
Tax Year: 2021

| Roll | Legal Address | | | | Total |
|---------|--------------------|---------------------|---------------------------------------|----------------|---------|
| | R | | E 903 FARM BUILDING EXEMPT | | 24,820 |
| | | | 100% Alberta School Foundation Fund | Exempt Total: | 27,360 |
| | | | | Totals: | 384,980 |
| 3989000 | 6753AD 1 | SE-18-22-22-4 | 5.04 Acres | N 1/2 of Blk 1 | |
| | R | LAND & IMPROVEMENTS | T 103 RESIDENTIAL LAND & IMPROVEMENTS | Taxable Total: | 85,100 |
| | | | 100% Alberta School Foundation Fund | | |
| 3990000 | 6753AD 4 | SE-18-22-22-4 | 10.00 Acres | | |
| | | 222007 RGE RD 225A | | | |
| | F | LAND & IMPROVEMENTS | T 1 FARMLAND | | 580 |
| | R | | T 103 RESIDENTIAL LAND & IMPROVEMENTS | | 183,820 |
| | | | | Taxable Total: | 184,400 |
| | R | | E 901 RURAL RESIDENCE EXEMPTION (RAP) | | 580 |
| | | | 100% Alberta School Foundation Fund | Totals: | 184,980 |
| 3991000 | 6753AD 12 | SE-18-22-22-4 | 2.00 Acres | | |
| | | 222023 RGE RD 225B | | | |
| | R | LAND & IMPROVEMENTS | T 103 RESIDENTIAL LAND & IMPROVEMENTS | | 245,900 |
| | R | | E 903 FARM BUILDING EXEMPT | | 2,690 |
| | | | 100% Alberta School Foundation Fund | Totals: | 248,590 |
| 3992000 | 6753AD 13A 1,2,5-8 | SE-18-22-22-4 | 2.21 Acres | | |
| | | 222016 RGE RD 225A | | | |
| | R | LAND & IMPROVEMENTS | T 103 RESIDENTIAL LAND & IMPROVEMENTS | Taxable Total: | 100,300 |
| | | | 100% Alberta School Foundation Fund | | |
| 3993000 | 6753AD 13A 3 | SE-18-22-22-4 | 0.36 Acres | | |
| | R | LAND | T 104 RESIDENTIAL VACANT LAND | Taxable Total: | 22,600 |
| | | | 100% Alberta School Foundation Fund | | |
| 3994000 | 6753AD 13A 4 | SE-18-22-22-4 | 0.36 Acres | | |
| | R | LAND | T 104 RESIDENTIAL VACANT LAND | Taxable Total: | 22,600 |
| | | | 100% Alberta School Foundation Fund | | |
| 3996000 | 9310379 19A | SE-18-22-22-4 | 11.01 Acres | | |
| | | 225028 TWP RD 222 | | | |
| | F | LAND & IMPROVEMENTS | T 1 FARMLAND | | 660 |
| | R | | T 103 RESIDENTIAL LAND & IMPROVEMENTS | | 204,940 |
| | | | | Taxable Total: | 205,600 |



2020 Assessment Roll (Valuation Date 1-July, 2020) 2021 Taxation Year, Wheatland County

Assessment Year: 2020
Tax Year: 2021

| Roll | Legal Address | | | | Total |
|---------|--|---|------|--------------------------------------|------------------------------------|
| | R | E | 901 | RURAL RESIDENCE EXEMPTION (RAP) | 660 |
| | R | E | 903 | FARM BUILDING EXEMPT | 4,480 |
| | | | 100% | Alberta School Foundation Fund | Exempt Total: 5,140 |
| | | | | Totals: | 210,740 |
| 3998000 | 6753AD 14E 1-7 SE-18-22-22-4 0.52 Acres | | | | |
| | R | T | 103 | RESIDENTIAL LAND & IMPROVEMENTS | 28,300 |
| | R | E | 903 | FARM BUILDING EXEMPT | 6,000 |
| | | | 100% | Alberta School Foundation Fund | Totals: 34,300 |
| 3999000 | 6753AD 14E 8,9 SE-18-22-22-4 6,500 Sq. Feet | | | | |
| | R | T | 104 | RESIDENTIAL VACANT LAND | Taxable Total: 13,000 |
| | | | 100% | Alberta School Foundation Fund | |
| 4000000 | 6753AD 14E 10-17 SE-18-22-22-4 26,000 Sq. Feet 222007 RGE RD 225B | | | | |
| | R | T | 103 | RESIDENTIAL LAND & IMPROVEMENTS | Taxable Total: 167,500 |
| | | | 100% | Alberta School Foundation Fund | |
| 4002000 | 6753AD 15 SE-18-22-22-4 1.10 Acres 222001 RGE RD 225B | | | | |
| | R | T | 103 | RESIDENTIAL LAND & IMPROVEMENTS | 195,600 |
| | R | E | 903 | FARM BUILDING EXEMPT | 9,520 |
| | | | 100% | Alberta School Foundation Fund | Totals: 205,120 |
| 4003000 | 6753AD 16 SE-18-22-22-4 1.10 Acres | | | | |
| | F | T | 1 | FARMLAND | Taxable Total: 90 |
| | | | 100% | Alberta School Foundation Fund | |
| 4004000 | 6753AD 17,X SE-18-22-22-4 7.84 Acres | | | | |
| | F | T | 1 | FARMLAND | Taxable Total: 650 |
| | | | 100% | Alberta School Foundation Fund | |
| 4007000 | 6753AD Y SE-18-22-22-4 1.15 Acres 222013 RGE RD 225B | | | | Utility Box Constrution(WF Metals) |
| | R | T | 103 | RESIDENTIAL LAND & IMPROVEMENTS | 164,020 |
| | NR | T | 105 | NON-RESEIDENTIAL LAND & IMPROVEMENTS | 40,170 |
| | | | 100% | Alberta School Foundation Fund | Taxable Total: 204,190 |



2020 Assessment Roll (Valuation Date 1-July, 2020) 2021 Taxation Year, Wheatland County

Assessment Year: 2020
Tax Year: 2021

| Roll | Legal Address | Total |
|---------|--|-------|
| 4008000 | 6753AD Z SE-18-22-22-4 4.50 Acres | |
| | F LAND T 1 FARMLAND Taxable Total: 370 | |
| | 100% Alberta School Foundation Fund | |
| 4009000 | NE-1-23-22-4 151.15 Acres | |
| | F LAND T 1 FARMLAND Taxable Total: 26,660 | |
| | 100% Alberta School Foundation Fund | |
| 4009010 | 9411663 RW23 E -1-23-22-4 12.80 Acres | |
| | CANAL RIGHT OF WAY | |
| | NR LAND E 167 WESTERN IRRIGATION DIST EXEMPT Exempt Total: 116,400 | |
| | 100% Alberta School Foundation Fund | |
| 4010000 | NW-1-23-22-4 153.60 Acres | |
| | 230049 RGE RD 221 | |
| | F LAND & IMPROVEMENTS T 1 FARMLAND 33,860 | |
| | R T 103 RESIDENTIAL LAND & IMPROVEMENTS 561,390 | |
| | Taxable Total: 595,250 | |
| | R E 901 RURAL RESIDENCE EXEMPTION (RAP) 92,310 | |
| | R E 903 FARM BUILDING EXEMPT 22,400 | |
| | 100% Alberta School Foundation Fund Exempt Total: 114,710 | |
| | Totals: 709,960 | |
| 4010010 | 9411663 NW-1-23-22-4 6.40 Acres | |
| | CANAL RIGHT OF WAY | |
| | NR LAND E 167 WESTERN IRRIGATION DIST EXEMPT Exempt Total: 82,780 | |
| | 100% Alberta School Foundation Fund | |
| 4011000 | SE-1-23-22-4 156.48 Acres | |
| | F LAND T 1 FARMLAND Taxable Total: 35,530 | |
| | 100% Alberta School Foundation Fund | |
| 4012000 | SW-1-23-22-4 159.78 Acres | |
| | F LAND T 1 FARMLAND Taxable Total: 39,900 | |
| | 100% Alberta School Foundation Fund | |
| 4013000 | NE-2-23-22-4 151.03 Acres | |
| | F LAND T 1 FARMLAND Taxable Total: 31,360 | |



2020 Assessment Roll (Valuation Date 1-July, 2020) 2021 Taxation Year, Wheatland County

Assessment Year: 2020
Tax Year: 2021

| Roll | Legal Address | | | | | | Total |
|---------|---------------|--------------|--------------|--------------------------------------|--------------------|--|---------|
| | | | | 100% Alberta School Foundation Fund | | | |
| 4013010 | 9411661 | NE-2-23-22-4 | 8.97 Acres | | CANAL RIGHT OF WAY | | |
| | NR | LAND | | E 167 WESTERN IRRIGATION DIST EXEMPT | Exempt Total: | | 105,560 |
| | | | | 100% Alberta School Foundation Fund | | | |
| 4014000 | NW-2-23-22-4 | | 159.90 Acres | | | | |
| | F | LAND | | T 1 FARMLAND | Taxable Total: | | 40,330 |
| | | | | 100% Alberta School Foundation Fund | | | |
| 4014010 | IRR559 | NW-2-23-22-4 | 0.10 Acres | | CANAL RIGHT OF WAY | | |
| | NR | LAND | | E 167 WESTERN IRRIGATION DIST EXEMPT | Exempt Total: | | 11,680 |
| | | | | 100% Alberta School Foundation Fund | | | |
| 4015000 | SE-2-23-22-4 | | 157.10 Acres | | | | |
| | F | LAND | | T 1 FARMLAND | Taxable Total: | | 39,030 |
| | | | | 100% Alberta School Foundation Fund | | | |
| 4016000 | SW-2-23-22-4 | | 159.15 Acres | | | | |
| | F | LAND | | T 1 FARMLAND | Taxable Total: | | 40,200 |
| | | | | 100% Alberta School Foundation Fund | | | |
| 4017000 | NE-3-23-22-4 | | 160.00 Acres | | | | |
| | F | LAND | | T 1 FARMLAND | Taxable Total: | | 39,400 |
| | | | | 100% Alberta School Foundation Fund | | | |
| 4018000 | NW-3-23-22-4 | | 156.71 Acres | | | | |
| | F | LAND | | T 1 FARMLAND | Taxable Total: | | 37,870 |
| | | | | 100% Alberta School Foundation Fund | | | |
| 4018010 | 9411661 RW 23 | NW-3-23-22-4 | 3.29 Acres | | | | |
| | NR | LAND | | E 167 WESTERN IRRIGATION DIST EXEMPT | Exempt Total: | | 3,510 |
| | | | | 100% Alberta School Foundation Fund | | | |
| 4019000 | SE-3-23-22-4 | | 159.30 Acres | | | | |



2020 Assessment Roll (Valuation Date 1-July, 2020) 2021 Taxation Year, Wheatland County

Assessment Year: 2020
Tax Year: 2021

| Roll | Legal Address | | | | | Total |
|---------|---------------|--------------|---|---|-------------------------------------|-----------------------|
| | F | LAND | T | 1 | FARMLAND | Taxable Total: 40,250 |
| | | | | | 100% Alberta School Foundation Fund | |
| 4020000 | SW-3-23-22-4 | 159.30 Acres | | | | |
| | F | LAND | T | 1 | FARMLAND | Taxable Total: 38,780 |
| | | | | | 100% Alberta School Foundation Fund | |
| 4021000 | NE-4-23-22-4 | 86.30 Acres | | | | |
| | F | LAND | T | 1 | FARMLAND | Taxable Total: 19,240 |
| | | | | | 100% Alberta School Foundation Fund | |
| 4021010 | NE-4-23-22-4 | 59.00 Acres | | | | south of canal |
| | F | LAND | T | 1 | FARMLAND | Taxable Total: 12,590 |
| | | | | | 100% Alberta School Foundation Fund | |
| 4022000 | NW-4-23-22-4 | 91.60 Acres | | | | NORTH OF CANAL |
| | F | LAND | T | 1 | FARMLAND | Taxable Total: 15,560 |
| | | | | | 100% Alberta School Foundation Fund | |
| 4022010 | NW-4-23-22-4 | 60.20 Acres | | | | south of irr. canal |
| | F | LAND | T | 1 | FARMLAND | Taxable Total: 14,010 |
| | | | | | 100% Alberta School Foundation Fund | |
| 4023000 | SE-4-23-22-4 | 79.96 Acres | | | | NORTH HALF |
| | F | LAND | T | 1 | FARMLAND | Taxable Total: 20,190 |
| | | | | | 100% Alberta School Foundation Fund | |
| 4024000 | SE-4-23-22-4 | 79.65 Acres | | | | SOUTH HALF |
| | F | LAND | T | 1 | FARMLAND | Taxable Total: 20,120 |
| | | | | | 100% Alberta School Foundation Fund | |
| 4025000 | SW-4-23-22-4 | 79.68 Acres | | | | NORTH HALF |
| | F | LAND | T | 1 | FARMLAND | Taxable Total: 19,970 |
| | | | | | 100% Alberta School Foundation Fund | |



2020 Assessment Roll (Valuation Date 1-July, 2020) 2021 Taxation Year, Wheatland County

Assessment Year: 2020
Tax Year: 2021

| Roll | Legal Address | | | | | | Total |
|---------|--------------------------------------|-------------------------|---|-----|-------------------------------------|----------------|---------|
| 4026000 | SW-4-23-22-4 | 79.74 Acres | SOUTH HALF | | | | |
| | F | LAND | T | 1 | FARMLAND | Taxable Total: | 20,250 |
| | | | | | 100% Alberta School Foundation Fund | | |
| 4027000 | NE-5-23-22-4 | 145.46 Acres | | | | | |
| | F | LAND & IMPROVEMENTS | T | 1 | FARMLAND | | 27,200 |
| | R | | T | 103 | RESIDENTIAL LAND & IMPROVEMENTS | | 197,200 |
| | | | | | | Taxable Total: | 224,400 |
| | R | | E | 901 | RURAL RESIDENCE EXEMPTION (RAP) | | 61,500 |
| | | | | | 100% Alberta School Foundation Fund | Totals: | 285,900 |
| 4027010 | 9411664 | NE-5-23-22-4 9.66 Acres | Canal R of Way | | | | |
| | NR | LAND | E | 167 | WESTERN IRRIGATION DIST EXEMPT | Exempt Total: | 10,300 |
| | | | | | 100% Alberta School Foundation Fund | | |
| 4028000 | NW-5-23-22-4 | 152.29 Acres | | | | | |
| | F | LAND | T | 1 | FARMLAND | Taxable Total: | 33,470 |
| | | | | | 100% Alberta School Foundation Fund | | |
| 4028010 | 2110127 1 1 W -5-23-22-4 17.64 Acres | | S.W. CORNER OF N.W. 1/4 AND | | | | |
| | | 230033 RGE RD 225 | | | | | |
| | F | LAND & IMPROVEMENTS | T | 1 | FARMLAND | | 680 |
| | R | | T | 103 | RESIDENTIAL LAND & IMPROVEMENTS | | 285,710 |
| | | | | | | Taxable Total: | 286,390 |
| | R | | E | 901 | RURAL RESIDENCE EXEMPTION (RAP) | | 61,540 |
| | R | | E | 903 | FARM BUILDING EXEMPT | | 128,080 |
| | | | | | 100% Alberta School Foundation Fund | Exempt Total: | 189,620 |
| | | | | | | Totals: | 476,010 |
| 4029000 | 426HD A NW-5-23-22-4 1.95 Acres | | PARCEL A, NORTHWEST CORNER Meadowbrook Community Hall | | | | |
| | | 230077 RGE RD 225 | | | | | |
| | NR | LAND & IMPROVEMENTS | E | 165 | CHARITABLE & WELFARE EXEMPT | Exempt Total: | 137,410 |
| | | | | | 100% Alberta School Foundation Fund | | |
| 4030000 | SE-5-23-22-4 | 77.59 Acres | LSD 7 & 8 | | | | |
| | F | LAND | T | 1 | FARMLAND | Taxable Total: | 19,530 |
| | | | | | 100% Alberta School Foundation Fund | | |



2020 Assessment Roll (Valuation Date 1-July, 2020) 2021 Taxation Year, Wheatland County

Assessment Year: 2020
Tax Year: 2021

| Roll | Legal Address | | | | | | Total |
|---------|---------------|---------------------|--------------|-------|---|----------------|---------|
| 4030010 | 9411664 | SE-5-23-22-4 | 2.03 Acres | | CANAL R OF W | | |
| | NR | LAND | | E 167 | WESTERN IRRIGATION DIST EXEMPT 100% Alberta School Foundation Fund | Exempt Total: | 2,170 |
| 4032000 | 9711776 2 | S -5-23-22-4 | 142.09 Acres | | South half of SE & SW qrt's | | |
| | F | LAND | | T 1 | FARMLAND 100% Alberta School Foundation Fund | Taxable Total: | 26,890 |
| 4033000 | 9711776 3 | SE-5-23-22-4 | 13.31 Acres | | Southwest corner | | |
| | F | LAND & IMPROVEMENTS | | T 1 | FARMLAND | | 1,950 |
| | R | | | T 103 | RESIDENTIAL LAND & IMPROVEMENTS | | 276,010 |
| | | | | | | Taxable Total: | 277,960 |
| | R | | | E 901 | RURAL RESIDENCE EXEMPTION (RAP) | | 1,950 |
| | R | | | E 903 | FARM BUILDING EXEMPT 100% Alberta School Foundation Fund | Exempt Total: | 11,980 |
| | | | | | | Totals: | 13,930 |
| | | | | | | | 291,890 |
| 4034000 | SW-5-23-22-4 | | 64.58 Acres | | LSD 5 & 6 | | |
| | F | LAND | | T 1 | FARMLAND 100% Alberta School Foundation Fund | Taxable Total: | 10,920 |
| 4034010 | 9411664 | SW-5-23-22-4 | 3.06 Acres | | CANAL R OF W | | |
| | NR | LAND | | E 167 | WESTERN IRRIGATION DIST EXEMPT 100% Alberta School Foundation Fund | Exempt Total: | 3,260 |
| 4034015 | 9411664 RW 23 | SW-5-23-22-4 | 3.61 Acres | | WEST SIDE OF LSD 3 | | |
| | NR | LAND | | E 167 | WESTERN IRRIGATION DIST EXEMPT 100% Alberta School Foundation Fund | Exempt Total: | 77,220 |
| 4036000 | NE-6-23-22-4 | | 153.08 Acres | | | | |
| | F | LAND | | T 1 | FARMLAND 100% Alberta School Foundation Fund | Taxable Total: | 32,960 |
| 4037000 | NW-6-23-22-4 | | 148.00 Acres | | | | |
| | F | LAND | | T 1 | FARMLAND | Taxable Total: | 33,590 |



2020 Assessment Roll (Valuation Date 1-July, 2020) 2021 Taxation Year, Wheatland County

Assessment Year: 2020
Tax Year: 2021

| Roll | Legal Address | | | | | | | | | | Total |
|-------------------------------------|-------------------------------------|---------------------|--------------|--|----------------------------|-----|---------------------------------|--|----------------|---------|---------|
| | 100% Alberta School Foundation Fund | | | | | | | | | | |
| 4038000 | SE-6-23-22-4 | | 158.29 Acres | | | | | | | | |
| | F | LAND | | | T | 1 | FARMLAND | | Taxable Total: | | 38,640 |
| 100% Alberta School Foundation Fund | | | | | | | | | | | |
| 4039000 | SW-6-23-22-4 | | 144.37 Acres | | | | | | | | |
| | F | LAND | | | T | 1 | FARMLAND | | Taxable Total: | | 35,200 |
| 100% Alberta School Foundation Fund | | | | | | | | | | | |
| 4040000 | NE-7-23-22-4 | | 83.50 Acres | | EAST OF ROAD | | | | | | |
| | 231085 RGE RD 225 | | | | | | | | | | |
| | F | LAND & IMPROVEMENTS | | | T | 1 | FARMLAND | | | | 5,390 |
| | R | | | | T | 103 | RESIDENTIAL LAND & IMPROVEMENTS | | | | 249,860 |
| | | | | | Taxable Total: | | | | | | 255,250 |
| | R | | | | E | 901 | RURAL RESIDENCE EXEMPTION (RAP) | | | | 61,540 |
| 100% Alberta School Foundation Fund | | | | | | | | | | | |
| Totals: | | | | | | | | | | 316,790 | |
| 4041000 | NE-7-23-22-4 | | 62.16 Acres | | WEST OF ROAD | | | | | | |
| | F | LAND | | | T | 1 | FARMLAND | | Taxable Total: | | 14,000 |
| 100% Alberta School Foundation Fund | | | | | | | | | | | |
| 4042000 | NE-7-23-22-4 | | 3.72 Acres | | WESTERN BOUNDRY | | | | | | |
| | F | LAND | | | T | 1 | FARMLAND | | Taxable Total: | | 230 |
| 100% Alberta School Foundation Fund | | | | | | | | | | | |
| 4042010 | IRR640 OT | NE-7-23-22-4 | 0.28 Acres | | PLAN IRR640. PTR RD ALLOW. | | | | | | |
| | NR | LAND | | | E | 167 | WESTERN IRRIGATION DIST EXEMPT | | Exempt Total: | | 33,210 |
| 100% Alberta School Foundation Fund | | | | | | | | | | | |
| 4043000 | NW-7-23-22-4 | | 140.16 Acres | | | | | | | | |
| | F | LAND | | | T | 1 | FARMLAND | | Taxable Total: | | 30,660 |
| 100% Alberta School Foundation Fund | | | | | | | | | | | |
| 4043010 | 2011313 1 1 | NW-7-23-22-4 | 5.62 Acres | | SW CORNER LSD 13 | | | | | | |
| | 231067 RGE RD 230 | | | | | | | | | | |
| | F | LAND & IMPROVEMENTS | | | T | 1 | FARMLAND | | | | 580 |
| | R | | | | T | 103 | RESIDENTIAL LAND & IMPROVEMENTS | | | | 392,920 |



2020 Assessment Roll (Valuation Date 1-July, 2020) 2021 Taxation Year, Wheatland County

Assessment Year: 2020
Tax Year: 2021

| Roll | Legal Address | | | | Total |
|---------|--------------------------------------|--------------|---------------------------------------|-------------------------------|----------------|
| | R | | E 901 RURAL RESIDENCE EXEMPTION (RAP) | Taxable Total: | 393,500 |
| | | | 100% Alberta School Foundation Fund | | 580 |
| | | | | Totals: | 394,080 |
| 4044000 | SE-7-23-22-4 | 142.60 Acres | | SOUTHWEST OF IRRIGATION DITCH | |
| | F LAND | | T 1 FARMLAND | Taxable Total: | 35,330 |
| | | | 100% Alberta School Foundation Fund | | |
| 4044010 | 1513186 1 1 SE-7-23-22-4 16.21 Acres | | | NE Corner of LSD 8 | |
| | 231028 RGE RD 225 | | | | |
| | F LAND & IMPROVEMENTS | | T 1 FARMLAND | | 820 |
| | R | | T 103 RESIDENTIAL LAND & IMPROVEMENTS | | 306,680 |
| | | | | Taxable Total: | 307,500 |
| | R | | E 901 RURAL RESIDENCE EXEMPTION (RAP) | | 820 |
| | R | | E 903 FARM BUILDING EXEMPT | | 6,770 |
| | | | 100% Alberta School Foundation Fund | Exempt Total: | 7,590 |
| | | | | Totals: | 315,090 |
| 4044500 | PT-7-23-22-4 | 0.22 Acres | | SE-7 Closed Road in NE Corner | |
| | NR LAND | | E 167 WESTERN IRRIGATION DIST EXEMPT | Exempt Total: | 240 |
| | | | 100% Alberta School Foundation Fund | | |
| 4045000 | SW-7-23-22-4 | 142.97 Acres | | | |
| | F LAND | | T 1 FARMLAND | Taxable Total: | 31,100 |
| | | | 100% Alberta School Foundation Fund | | |
| 4046000 | NE-8-23-22-4 | 80.00 Acres | | LSD 9,16 | |
| | F LAND | | T 1 FARMLAND | Taxable Total: | 17,540 |
| | | | 100% Alberta School Foundation Fund | | |
| 4047000 | NE-8-23-22-4 | 80.00 Acres | | LSD 10,15 | |
| | F LAND | | T 1 FARMLAND | Taxable Total: | 15,380 |
| | | | 100% Alberta School Foundation Fund | | |
| 4048000 | NW-8-23-22-4 | 152.70 Acres | | | |
| | F LAND | | T 1 FARMLAND | Taxable Total: | 35,760 |
| | | | 100% Alberta School Foundation Fund | | |



2020 Assessment Roll (Valuation Date 1-July, 2020) 2021 Taxation Year, Wheatland County

Assessment Year: 2020
Tax Year: 2021

| Roll | Legal Address | | | | | | Total |
|---------|---------------------------|---------------------|--------------------------------|-----|-------------------------------------|----------------|---------|
| 4049000 | SE-8-23-22-4 | 160.00 Acres | | | | | |
| | F | LAND | T | 1 | FARMLAND | Taxable Total: | 39,280 |
| | | | | | 100% Alberta School Foundation Fund | | |
| 4050000 | SW-8-23-22-4 | 135.10 Acres | | | | | |
| | F | LAND | T | 1 | FARMLAND | Taxable Total: | 28,230 |
| | | | | | 100% Alberta School Foundation Fund | | |
| 4050010 | IRR515 RW 23 SW-8-23-22-4 | 32.10 Acres | Canal ROW-SW 24.9ac & NW 7.2ac | | | | |
| | NR | LAND | E | 167 | WESTERN IRRIGATION DIST EXEMPT | Exempt Total: | 34,240 |
| | | | | | 100% Alberta School Foundation Fund | | |
| 4051000 | NE-9-23-22-4 | 160.00 Acres | | | | | |
| | | 231048 RGE RD 223 | | | | | |
| | F | LAND & IMPROVEMENTS | T | 1 | FARMLAND | | 18,400 |
| | R | | T | 103 | RESIDENTIAL LAND & IMPROVEMENTS | | 304,800 |
| | | | | | | Taxable Total: | 323,200 |
| | R | | E | 901 | RURAL RESIDENCE EXEMPTION (RAP) | | 18,400 |
| | | | | | 100% Alberta School Foundation Fund | Totals: | 341,600 |
| 4052000 | NW-9-23-22-4 | 156.00 Acres | | | | | |
| | F | LAND | T | 1 | FARMLAND | Taxable Total: | 35,410 |
| | | | | | 100% Alberta School Foundation Fund | | |
| 4053000 | SE-9-23-22-4 | 160.00 Acres | | | | | |
| | F | LAND | T | 1 | FARMLAND | Taxable Total: | 33,790 |
| | | | | | 100% Alberta School Foundation Fund | | |
| 4054000 | SW-9-23-22-4 | 158.00 Acres | | | | | |
| | | 231003 RGE RD 224 | | | | | |
| | F | LAND & IMPROVEMENTS | T | 1 | FARMLAND | | 35,870 |
| | R | | T | 103 | RESIDENTIAL LAND & IMPROVEMENTS | | 246,180 |
| | | | | | | Taxable Total: | 282,050 |
| | R | | E | 901 | RURAL RESIDENCE EXEMPTION (RAP) | | 35,870 |
| | R | | E | 903 | FARM BUILDING EXEMPT | | 4,860 |
| | | | | | | Exempt Total: | 40,730 |
| | | | | | | Totals: | 322,780 |



2020 Assessment Roll (Valuation Date 1-July, 2020) 2021 Taxation Year, Wheatland County

Assessment Year: 2020
Tax Year: 2021

| Roll | Legal Address | 100% Alberta School Foundation Fund | | | | Total |
|---------|--|-------------------------------------|---------------------------------|----------------|--|---------|
| 4054010 | IRR142 RW23 W -9-23-22-4 6.00 Acres | NW 4ac,SW 2ac | | | | |
| | NR LAND | E 167 | WESTERN IRRIGATION DIST EXEMPT | Exempt Total: | | 6,400 |
| | | 100% Alberta School Foundation Fund | | | | |
| 4055000 | NE-10-23-22-4 155.31 Acres | | | | | |
| | F LAND | T 1 | FARMLAND | Taxable Total: | | 35,230 |
| | | 100% Alberta School Foundation Fund | | | | |
| 4055010 | 9411611 NE-10-23-22-4 4.69 Acres | CANAL RIGHT OF WAY | | | | |
| | NR LAND | E 167 | WESTERN IRRIGATION DIST EXEMPT | Exempt Total: | | 82,930 |
| | | 100% Alberta School Foundation Fund | | | | |
| 4056000 | NW-10-23-22-4 131.82 Acres | | | | | |
| | F LAND | T 1 | FARMLAND | Taxable Total: | | 29,370 |
| | | 100% Alberta School Foundation Fund | | | | |
| 4056010 | 0714541 1 1 NW-10-23-22-4 17.28 Acres 222073 TWP RD 232 | N.E. CORNER LSD 13 | | | | |
| | F LAND & IMPROVEMENTS | T 1 | FARMLAND | | | 1,560 |
| | R | T 103 | RESIDENTIAL LAND & IMPROVEMENTS | | | 234,640 |
| | | Taxable Total: | | | | 236,200 |
| | R | E 901 | RURAL RESIDENCE EXEMPTION (RAP) | | | 1,560 |
| | | 100% Alberta School Foundation Fund | | | | |
| | | Totals: | | | | 237,760 |
| 4056015 | 9411661 RW 23 NW-10-23-22-4 10.90 Acres | WEST LSD 12 & SOUTH 13/14 | | | | |
| | NR LAND | E 167 | WESTERN IRRIGATION DIST EXEMPT | Exempt Total: | | 113,780 |
| | | 100% Alberta School Foundation Fund | | | | |
| 4057000 | SE-10-23-22-4 157.38 Acres | | | | | |
| | F LAND | T 1 | FARMLAND | Taxable Total: | | 38,600 |
| | | 100% Alberta School Foundation Fund | | | | |
| 4057010 | 9411661 SE-10-23-22-4 2.62 Acres | CANAL RIGHT OF WAY | | | | |
| | NR LAND | E 167 | WESTERN IRRIGATION DIST EXEMPT | Exempt Total: | | 69,780 |
| | | 100% Alberta School Foundation Fund | | | | |



2020 Assessment Roll (Valuation Date 1-July, 2020) 2021 Taxation Year, Wheatland County

Assessment Year: 2020
Tax Year: 2021

| Roll | Legal Address | | | | | | Total |
|---------|---------------|--------------------------|--------------------|-----|-------------------------------------|----------------|---------|
| 4058000 | SW-10-23-22-4 | 151.65 Acres | | | | | |
| | F | LAND | T | 1 | FARMLAND | Taxable Total: | 37,010 |
| | | | | | 100% Alberta School Foundation Fund | | |
| 4058010 | 9411661 | SW-10-23-22-4 8.35 Acres | CANAL RIGHT OF WAY | | | | |
| | NR | LAND | E | 167 | WESTERN IRRIGATION DIST EXEMPT | Exempt Total: | 102,280 |
| | | | | | 100% Alberta School Foundation Fund | | |
| 4059000 | NE-11-23-22-4 | 80.00 Acres | LSD 15 & 16 | | | | |
| | | 221031 TWP RD 232 | | | | | |
| | F | LAND & IMPROVEMENTS | T | 1 | FARMLAND | | 14,750 |
| | R | | T | 103 | RESIDENTIAL LAND & IMPROVEMENTS | | 230,750 |
| | | | | | | Taxable Total: | 245,500 |
| | R | | E | 901 | RURAL RESIDENCE EXEMPTION (RAP) | | 14,750 |
| | R | | E | 903 | FARM BUILDING EXEMPT | | 2,300 |
| | | | | | 100% Alberta School Foundation Fund | Exempt Total: | 17,050 |
| | | | | | | Totals: | 262,550 |
| 4060000 | NE-11-23-22-4 | 80.00 Acres | LSD 9 & 10 | | | | |
| | F | LAND | T | 1 | FARMLAND | Taxable Total: | 19,030 |
| | | | | | 100% Alberta School Foundation Fund | | |
| 4061010 | NW-11-23-22-4 | 120.00 Acres | LSD 11,12 & 13 | | | | |
| | F | LAND | T | 1 | FARMLAND | Taxable Total: | 28,710 |
| | | | | | 100% Alberta School Foundation Fund | | |
| 4061020 | NW-11-23-22-4 | 40.00 Acres | LSD 14 | | | | |
| | | 221053 TWP RD 232 | | | | | |
| | F | LAND & IMPROVEMENTS | T | 1 | FARMLAND | | 8,130 |
| | R | | T | 103 | RESIDENTIAL LAND & IMPROVEMENTS | | 249,070 |
| | | | | | | Taxable Total: | 257,200 |
| | R | | E | 901 | RURAL RESIDENCE EXEMPTION (RAP) | | 8,130 |
| | | | | | 100% Alberta School Foundation Fund | Totals: | 265,330 |
| 4062000 | SE-11-23-22-4 | 145.99 Acres | | | | | |
| | F | LAND | T | 1 | FARMLAND | Taxable Total: | 34,710 |
| | | | | | 100% Alberta School Foundation Fund | | |



2020 Assessment Roll (Valuation Date 1-July, 2020) 2021 Taxation Year, Wheatland County

Assessment Year: 2020
Tax Year: 2021

| Roll | Legal Address | | | | | Total |
|---------|---------------|---------------------|-------------|---------------------------------|----------------|---------|
| 4062010 | 9411661 | SE-11-23-22-4 | 0.01 Acres | CANAL RIGHT OF WAY | | |
| | NR | LAND | E 167 | WESTERN IRRIGATION DIST EXEMPT | Exempt Total: | 5,930 |
| | | | 100% | Alberta School Foundation Fund | | |
| 4062020 | 1311297 1 1 | SE-11-23-22-4 | 14.00 Acres | SE Corner of LSD 1 | | |
| | 231008 | RGE RD 221 | | | | |
| | F | LAND & IMPROVEMENTS | T 1 | FARMLAND | | 1,970 |
| | R | | T 103 | RESIDENTIAL LAND & IMPROVEMENTS | | 489,430 |
| | | | | | Taxable Total: | 491,400 |
| | R | | E 901 | RURAL RESIDENCE EXEMPTION (RAP) | | 1,970 |
| | | | 100% | Alberta School Foundation Fund | Totals: | 493,370 |
| 4063000 | SW-11-23-22-4 | 151.97 Acres | | | | |
| | F | LAND | T 1 | FARMLAND | Taxable Total: | 25,780 |
| | | | 100% | Alberta School Foundation Fund | | |
| 4063010 | 9411661 RW 23 | SW-11-23-22-4 | 8.03 Acres | | | |
| | NR | LAND | E 167 | WESTERN IRRIGATION DIST EXEMPT | Exempt Total: | 8,570 |
| | | | 100% | Alberta School Foundation Fund | | |
| 4064000 | NE-12-23-22-4 | 153.41 Acres | | | | |
| | F | LAND | T 1 | FARMLAND | Taxable Total: | 31,850 |
| | | | 100% | Alberta School Foundation Fund | | |
| 4064010 | 0212704 1 1 | NE-12-23-22-4 | 6.59 Acres | NORTHWEST CORNER | | |
| | 231081 | RGE RD 221 | | | | |
| | R | LAND & IMPROVEMENTS | T 103 | RESIDENTIAL LAND & IMPROVEMENTS | | 484,700 |
| | R | | E 901 | RURAL RESIDENCE EXEMPTION (RAP) | | 36,200 |
| | | | 100% | Alberta School Foundation Fund | Totals: | 520,900 |
| 4065000 | NW-12-23-22-4 | 160.00 Acres | | | | |
| | F | LAND | T 1 | FARMLAND | Taxable Total: | 28,860 |
| | | | 100% | Alberta School Foundation Fund | | |
| 4066000 | SE-12-23-22-4 | 158.95 Acres | | | | |
| | F | LAND | T 1 | FARMLAND | Taxable Total: | 38,610 |



2020 Assessment Roll (Valuation Date 1-July, 2020) 2021 Taxation Year, Wheatland County

Assessment Year: 2020
Tax Year: 2021

| Roll | Legal Address | | | | | | Total |
|---------|---------------------------|--------------|-------------------------------------|---------------------------------|----------------|--|---------|
| | | | 100% Alberta School Foundation Fund | | | | |
| 4067000 | SW-12-23-22-4 | 160.00 Acres | | | | | |
| | F LAND | | T 1 | FARMLAND | Taxable Total: | | 36,200 |
| | | | 100% Alberta School Foundation Fund | | | | |
| 4068000 | NE-13-23-22-4 | 127.85 Acres | | | | | |
| | 232076 RGE RD 220 | | | | | | |
| | F LAND & IMPROVEMENTS | | T 1 | FARMLAND | | | 24,610 |
| | R | | T 103 | RESIDENTIAL LAND & IMPROVEMENTS | | | 194,730 |
| | | | Taxable Total: | | | | 219,340 |
| | R | | E 901 | RURAL RESIDENCE EXEMPTION (RAP) | | | 30,770 |
| | | | 100% Alberta School Foundation Fund | | | | |
| | | | Totals: | | | | 250,110 |
| 4068010 | 9110813 1 NE-13-23-22-4 | 2.99 Acres | NORTHEAST CORNER | | | | |
| | 232078 RGE RD 220 | | | | | | |
| | F LAND | | T 1 | FARMLAND | Taxable Total: | | 560 |
| | | | 100% Alberta School Foundation Fund | | | | |
| 4068020 | 0410517 2 1 NE-13-23-22-4 | 52.42 Acres | North Part & South Part SE 24 | | | | |
| | 232082 RGE RD 220 | | | | | | |
| | F LAND & IMPROVEMENTS | | T 1 | FARMLAND | | | 8,300 |
| | R | | T 103 | RESIDENTIAL LAND & IMPROVEMENTS | | | 220,360 |
| | | | Taxable Total: | | | | 228,660 |
| | R | | E 901 | RURAL RESIDENCE EXEMPTION (RAP) | | | 61,540 |
| | | | 100% Alberta School Foundation Fund | | | | |
| | | | Totals: | | | | 290,200 |
| 4069000 | NW-13-23-22-4 | 80.00 Acres | EAST HALF LDS 11 & 14 | | | | |
| | | | | | | | |
| | F LAND | | T 1 | FARMLAND | Taxable Total: | | 18,080 |
| | | | 100% Alberta School Foundation Fund | | | | |
| 4070000 | NW-13-23-22-4 | 80.00 Acres | WEST HALF LSD 12 & 13 | | | | |
| | | | | | | | |
| | F LAND | | T 1 | FARMLAND | Taxable Total: | | 19,200 |
| | | | 100% Alberta School Foundation Fund | | | | |
| 4071000 | SE-13-23-22-4 | 155.99 Acres | | | | | |
| | | | | | | | |
| | F LAND | | T 1 | FARMLAND | Taxable Total: | | 21,560 |
| | | | 100% Alberta School Foundation Fund | | | | |



2020 Assessment Roll (Valuation Date 1-July, 2020) 2021 Taxation Year, Wheatland County

Assessment Year: 2020
Tax Year: 2021

| Roll | Legal Address | | | | | Total |
|---------|-----------------------|--------------|-------------------------------------|----------------|--|--------|
| 4072000 | SW-13-23-22-4 | 155.99 Acres | | | | |
| | F LAND | | T 1 FARMLAND | Taxable Total: | | 35,960 |
| | | | 100% Alberta School Foundation Fund | | | |
| 4073000 | NE-14-23-22-4 | 160.00 Acres | | | | |
| | F LAND | | T 1 FARMLAND | Taxable Total: | | 35,690 |
| | | | 100% Alberta School Foundation Fund | | | |
| 4074000 | NW-14-23-22-4 | 80.00 Acres | | | | |
| | | | | LSD 13 & 14 | | |
| | F LAND | | T 1 FARMLAND | Taxable Total: | | 12,730 |
| | | | 100% Alberta School Foundation Fund | | | |
| 4075000 | NW-14-23-22-4 | 80.00 Acres | | | | |
| | | | | LSD 11 & 12 | | |
| | F LAND | | T 1 FARMLAND | Taxable Total: | | 13,620 |
| | | | 100% Alberta School Foundation Fund | | | |
| 4076000 | SE-14-23-22-4 | 160.00 Acres | | | | |
| | F LAND | | T 1 FARMLAND | Taxable Total: | | 36,170 |
| | | | 100% Alberta School Foundation Fund | | | |
| 4077000 | SW-14-23-22-4 | 160.00 Acres | | | | |
| | F LAND | | T 1 FARMLAND | Taxable Total: | | 37,650 |
| | | | 100% Alberta School Foundation Fund | | | |
| 4078000 | NE-15-23-22-4 | 160.00 Acres | | | | |
| | F LAND | | T 1 FARMLAND | Taxable Total: | | 18,640 |
| | | | 100% Alberta School Foundation Fund | | | |
| 4079000 | NW-15-23-22-4 | 160.00 Acres | | | | |
| | F LAND & IMPROVEMENTS | | T 1 FARMLAND | | | 37,610 |
| | R | | E 903 FARM BUILDING EXEMPT | | | 6,850 |
| | | | 100% Alberta School Foundation Fund | Totals: | | 44,460 |
| 4080000 | SE-15-23-22-4 | 160.00 Acres | | | | |
| | 222028 TWP RD 232 | | | | | |



2020 Assessment Roll (Valuation Date 1-July, 2020) 2021 Taxation Year, Wheatland County

Assessment Year: 2020
Tax Year: 2021

| Roll | Legal Address | | | | Total |
|---------|---|---------------------|---|-------------------------------------|---------|
| | F | LAND & IMPROVEMENTS | T | 1 FARMLAND | 27,480 |
| | R | | T | 103 RESIDENTIAL LAND & IMPROVEMENTS | 197,760 |
| | | | | Taxable Total: | 225,240 |
| | R | | E | 901 RURAL RESIDENCE EXEMPTION (RAP) | 119,540 |
| | R | | E | 903 FARM BUILDING EXEMPT | 3,460 |
| | | | | 100% Alberta School Foundation Fund | 123,000 |
| | | | | Exempt Total: | 123,000 |
| | | | | Totals: | 348,240 |
| 4081000 | SW-15-23-22-4 160.00 Acres 232041 RGE RD 223 | | | | |
| | F | LAND & IMPROVEMENTS | T | 1 FARMLAND | 34,320 |
| | R | | T | 103 RESIDENTIAL LAND & IMPROVEMENTS | 270,060 |
| | | | | Taxable Total: | 304,380 |
| | R | | E | 901 RURAL RESIDENCE EXEMPTION (RAP) | 61,540 |
| | R | | E | 903 FARM BUILDING EXEMPT | 29,900 |
| | | | | 100% Alberta School Foundation Fund | 91,440 |
| | | | | Exempt Total: | 91,440 |
| | | | | Totals: | 395,820 |
| 4082000 | NE-16-23-22-4 160.00 Acres | | | | |
| | F | LAND | T | 1 FARMLAND | |
| | | | | 100% Alberta School Foundation Fund | |
| | | | | Taxable Total: | 39,700 |
| 4083000 | NW-16-23-22-4 160.00 Acres | | | | |
| | F | LAND | T | 1 FARMLAND | |
| | | | | 100% Alberta School Foundation Fund | |
| | | | | Taxable Total: | 35,380 |
| 4084000 | SE-16-23-22-4 160.00 Acres | | | | |
| | F | LAND | T | 1 FARMLAND | |
| | | | | 100% Alberta School Foundation Fund | |
| | | | | Taxable Total: | 36,480 |
| 4085000 | SW-16-23-22-4 160.00 Acres | | | | |
| | F | LAND | T | 1 FARMLAND | |
| | | | | 100% Alberta School Foundation Fund | |
| | | | | Taxable Total: | 33,390 |
| 4086000 | NE-17-23-22-4 160.00 Acres | | | | |
| | F | LAND | T | 1 FARMLAND | |
| | | | | 100% Alberta School Foundation Fund | |
| | | | | Taxable Total: | 25,550 |



2020 Assessment Roll (Valuation Date 1-July, 2020) 2021 Taxation Year, Wheatland County

Assessment Year: 2020
Tax Year: 2021

| Roll | Legal Address | | | | | | Total |
|---------|---------------|---------------------|---|-----|-------------------------------------|----------------|---------|
| 4087000 | NW-17-23-22-4 | 160.00 Acres | | | | | |
| | F | LAND | T | 1 | FARMLAND | Taxable Total: | 36,750 |
| | | | | | 100% Alberta School Foundation Fund | | |
| 4088000 | SE-17-23-22-4 | 80.00 Acres | | | | | |
| | | 232028 RGE RD 224 | | | | | |
| | F | LAND & IMPROVEMENTS | T | 1 | FARMLAND | | 12,170 |
| | R | | T | 103 | RESIDENTIAL LAND & IMPROVEMENTS | | 228,630 |
| | | | | | | Taxable Total: | 240,800 |
| | R | | E | 901 | RURAL RESIDENCE EXEMPTION (RAP) | | 12,170 |
| | R | | E | 903 | FARM BUILDING EXEMPT | | 6,800 |
| | | | | | 100% Alberta School Foundation Fund | Exempt Total: | 18,970 |
| | | | | | | Totals: | 259,770 |
| 4089000 | SE-17-23-22-4 | 80.00 Acres | | | | | |
| | | | | | | | LSD 1,2 |
| | F | LAND | T | 1 | FARMLAND | Taxable Total: | 15,430 |
| | | | | | 100% Alberta School Foundation Fund | | |
| 4090000 | SW-17-23-22-4 | 159.67 Acres | | | | | |
| | F | LAND | T | 1 | FARMLAND | Taxable Total: | 21,150 |
| | | | | | 100% Alberta School Foundation Fund | | |
| 4092000 | NE-18-23-22-4 | 160.00 Acres | | | | | |
| | F | LAND | T | 1 | FARMLAND | Taxable Total: | 37,730 |
| | | | | | 100% Alberta School Foundation Fund | | |
| 4093000 | NW-18-23-22-4 | 148.00 Acres | | | | | |
| | | 232063A HWY 1 | | | | | |
| | F | LAND & IMPROVEMENTS | T | 1 | FARMLAND | | 22,360 |
| | R | | T | 103 | RESIDENTIAL LAND & IMPROVEMENTS | | 407,970 |
| | | | | | | Taxable Total: | 430,330 |
| | R | | E | 901 | RURAL RESIDENCE EXEMPTION (RAP) | | 61,540 |
| | R | | E | 903 | FARM BUILDING EXEMPT | | 9,520 |
| | | | | | 100% Alberta School Foundation Fund | Exempt Total: | 71,060 |
| | | | | | | Totals: | 501,390 |
| 4094000 | SE-18-23-22-4 | 158.86 Acres | | | | | |
| | | 225012 TWP RD 232 | | | | | |
| | F | LAND & IMPROVEMENTS | T | 1 | FARMLAND | | 33,640 |



2020 Assessment Roll (Valuation Date 1-July, 2020) 2021 Taxation Year, Wheatland County

Assessment Year: 2020
Tax Year: 2021

| Roll | Legal Address | | | | | Total |
|---------|---------------------------|---------------------|---|------|---------------------------------------|-----------------------|
| | R | | T | 103 | RESIDENTIAL LAND & IMPROVEMENTS | 190,360 |
| | | | | | Taxable Total: | 224,000 |
| | R | | E | 901 | RURAL RESIDENCE EXEMPTION (RAP) | 61,540 |
| | | | | 100% | Alberta School Foundation Fund | Totals: 285,540 |
| 4095000 | SW-18-23-22-4 | 148.00 Acres | | | | |
| | F | LAND | T | 1 | FARMLAND | Taxable Total: 32,360 |
| | | | | 100% | Alberta School Foundation Fund | |
| 4096000 | NE-19-23-22-4 | 154.55 Acres | | | | |
| | F | LAND | T | 1 | FARMLAND | Taxable Total: 33,690 |
| | | | | 100% | Alberta School Foundation Fund | |
| 4096010 | 1111038 1 1 NE-19-23-22-4 | 5.45 Acres | | | NE CORNER | |
| | | 233080A RGE RD 225 | | | | |
| | R | LAND & IMPROVEMENTS | T | 101 | RESIDENTIAL IMPROVEMENT NIL RAP ALLOW | 36,800 |
| | R | | T | 103 | RESIDENTIAL LAND & IMPROVEMENTS | 255,160 |
| | | | | | Taxable Total: | 291,960 |
| | R | | E | 901 | RURAL RESIDENCE EXEMPTION (RAP) | 61,540 |
| | | | | 100% | Alberta School Foundation Fund | Totals: 353,500 |
| 4097000 | NW-19-23-22-4 | 148.00 Acres | | | | |
| | F | LAND | T | 1 | FARMLAND | Taxable Total: 32,370 |
| | | | | 100% | Alberta School Foundation Fund | |
| 4098000 | SE-19-23-22-4 | 160.00 Acres | | | | |
| | F | LAND | T | 1 | FARMLAND | Taxable Total: 38,340 |
| | | | | 100% | Alberta School Foundation Fund | |
| 4100000 | SW-19-23-22-4 | 148.00 Acres | | | | |
| | F | LAND | T | 1 | FARMLAND | Taxable Total: 32,620 |
| | | | | 100% | Alberta School Foundation Fund | |
| 4101000 | 0511290 3 1 NE-20-23-22-4 | 227.02 Acres | | | NE 108.86ac SE 118.36ac | |
| | F | LAND | T | 1 | FARMLAND | Taxable Total: 43,800 |
| | | | | 100% | Alberta School Foundation Fund | |



2020 Assessment Roll (Valuation Date 1-July, 2020) 2021 Taxation Year, Wheatland County

Assessment Year: 2020
Tax Year: 2021

| Roll | Legal Address | | | | Total |
|---------|--|-------------------------------------|--------------------------------------|----------------|---------|
| 4101010 | 0112123 1 1 NE-20-23-22-4 17.04 Acres 224019 TWP RD 234 | NORTHWEST CORNER | | | |
| | F LAND & IMPROVEMENTS | T 1 | FARMLAND | | 2,120 |
| | R | T 103 | RESIDENTIAL LAND & IMPROVEMENTS | | 333,110 |
| | | Taxable Total: | | | 335,230 |
| | R | E 901 | RURAL RESIDENCE EXEMPTION (RAP) | | 2,120 |
| | R | E 903 | FARM BUILDING EXEMPT | | 51,070 |
| | | 100% Alberta School Foundation Fund | Exempt Total: | | 53,190 |
| | | | Totals: | | 388,420 |
| 4101020 | 0511288 2 1 NE-20-23-22-4 32.66 Acres 233070 RGE RD 224 | EAST OF CANAL | | | |
| | F LAND & IMPROVEMENTS | T 1 | FARMLAND | | 5,890 |
| | R | T 103 | RESIDENTIAL LAND & IMPROVEMENTS | | 428,510 |
| | | Taxable Total: | | | 434,400 |
| | R | E 901 | RURAL RESIDENCE EXEMPTION (RAP) | | 5,890 |
| | | 100% Alberta School Foundation Fund | Totals: | | 440,290 |
| 4102000 | NW-20-23-22-4 160.00 Acres | | | | |
| | F LAND | T 1 | FARMLAND | Taxable Total: | 35,480 |
| | | 100% Alberta School Foundation Fund | | | |
| 4103000 | 0511288 2 2 SE-20-23-22-4 41.86 Acres 233038 RGE RD 224 | EAST OF CANAL | | | |
| | F LAND & IMPROVEMENTS | T 1 | FARMLAND | | 8,220 |
| | R | T 103 | RESIDENTIAL LAND & IMPROVEMENTS | | 230,380 |
| | | Taxable Total: | | | 238,600 |
| | R | E 901 | RURAL RESIDENCE EXEMPTION (RAP) | | 8,220 |
| | | 100% Alberta School Foundation Fund | Totals: | | 246,820 |
| 4104000 | SW-20-23-22-4 160.00 Acres | | | | |
| | F LAND | T 1 | FARMLAND | Taxable Total: | 38,930 |
| | | 100% Alberta School Foundation Fund | | | |
| 4105000 | NE-21-23-22-4 155.01 Acres 223035 TWP RD 234 | Country Road Computer Services | | | |
| | F LAND & IMPROVEMENTS | T 1 | FARMLAND | | 36,060 |
| | R | T 103 | RESIDENTIAL LAND & IMPROVEMENTS | | 436,500 |
| | NR | T 105 | NON-RESEIDENTIAL LAND & IMPROVEMENTS | | 2,690 |
| | | Taxable Total: | | | 475,250 |



2020 Assessment Roll (Valuation Date 1-July, 2020) 2021 Taxation Year, Wheatland County

Assessment Year: 2020
Tax Year: 2021

| Roll | Legal Address | | | | | Total |
|---------|-------------------|---------------------|------------|------|--|----------------------|
| | R | | E | 901 | RURAL RESIDENCE EXEMPTION (RAP) | 36,060 |
| | R | | E | 903 | FARM BUILDING EXEMPT | 5,150 |
| | | | | 100% | Alberta School Foundation Fund | Exempt Total: 41,210 |
| | | | | | Totals: | 516,460 |
| 4105010 | 0812867 1 1 | NE-21-23-22-4 | 4.99 Acres | | NE CORNER | |
| | 223003 TWP RD 234 | | | | | |
| | R | LAND & IMPROVEMENTS | T | 103 | RESIDENTIAL LAND & IMPROVEMENTS Taxable Total: | 542,500 |
| | | | | 100% | Alberta School Foundation Fund | |
| 4106000 | NW-21-23-22-4 | 160.00 Acres | | | | |
| | F | LAND | T | 1 | FARMLAND Taxable Total: | 35,810 |
| | | | | 100% | Alberta School Foundation Fund | |
| 4107000 | SE-21-23-22-4 | 160.00 Acres | | | | |
| | F | LAND | T | 1 | FARMLAND Taxable Total: | 36,440 |
| | | | | 100% | Alberta School Foundation Fund | |
| 4108000 | SW-21-23-22-4 | 160.00 Acres | | | | |
| | F | LAND | T | 1 | FARMLAND Taxable Total: | 32,450 |
| | | | | 100% | Alberta School Foundation Fund | |
| 4109000 | NE-22-23-22-4 | 160.00 Acres | | | | |
| | F | LAND | T | 1 | FARMLAND Taxable Total: | 34,510 |
| | | | | 100% | Alberta School Foundation Fund | |
| 4110000 | NW-22-23-22-4 | 160.00 Acres | | | | |
| | F | LAND | T | 1 | FARMLAND Taxable Total: | 34,760 |
| | | | | 100% | Alberta School Foundation Fund | |
| 4111000 | SE-22-23-22-4 | 160.00 Acres | | | | |
| | F | LAND | T | 1 | FARMLAND Taxable Total: | 13,250 |
| | | | | 100% | Alberta School Foundation Fund | |
| 4112000 | SW-22-23-22-4 | 160.00 Acres | | | | |
| | F | LAND | T | 1 | FARMLAND Taxable Total: | 38,410 |
| | | | | | | |



2020 Assessment Roll (Valuation Date 1-July, 2020) 2021 Taxation Year, Wheatland County

Assessment Year: 2020
Tax Year: 2021

| Roll | Legal Address | | | | | | Total |
|---------|-----------------------|--------------|-------------------------------------|---------------------------------|----------------|--|---------|
| | | | 100% Alberta School Foundation Fund | | | | |
| 4113000 | NE-23-23-22-4 | 160.00 Acres | | | | | |
| | F LAND | | T 1 | FARMLAND | Taxable Total: | | 13,390 |
| | | | 100% Alberta School Foundation Fund | | | | |
| 4114000 | NW-23-23-22-4 | 160.00 Acres | | | | | |
| | F LAND | | T 1 | FARMLAND | Taxable Total: | | 25,270 |
| | | | 100% Alberta School Foundation Fund | | | | |
| 4115000 | SE-23-23-22-4 | 160.00 Acres | | | | | |
| | F LAND | | T 1 | FARMLAND | Taxable Total: | | 35,130 |
| | | | 100% Alberta School Foundation Fund | | | | |
| 4116000 | SW-23-23-22-4 | 160.00 Acres | | | | | |
| | F LAND | | T 1 | FARMLAND | Taxable Total: | | 31,520 |
| | | | 100% Alberta School Foundation Fund | | | | |
| 4117000 | NE-24-23-22-4 | 160.00 Acres | | | | | |
| | F LAND | | T 1 | FARMLAND | Taxable Total: | | 35,000 |
| | | | 100% Alberta School Foundation Fund | | | | |
| 4118000 | NW-24-23-22-4 | 158.52 Acres | | | | | |
| | F LAND | | T 1 | FARMLAND | Taxable Total: | | 27,030 |
| | | | 100% Alberta School Foundation Fund | | | | |
| 4119000 | SE-24-23-22-4 | 133.28 Acres | | | | | |
| | F LAND | | T 1 | FARMLAND | Taxable Total: | | 20,230 |
| | | | 100% Alberta School Foundation Fund | | | | |
| 4120000 | SW-24-23-22-4 | 159.92 Acres | | | | | |
| | 233029 RGE RD 221 | | | | | | |
| | F LAND & IMPROVEMENTS | | T 1 | FARMLAND | | | 18,860 |
| | R | | T 103 | RESIDENTIAL LAND & IMPROVEMENTS | | | 177,560 |
| | | | Taxable Total: | | | | 196,420 |
| | R | | E 901 | RURAL RESIDENCE EXEMPTION (RAP) | | | 61,540 |
| | R | | E 903 | FARM BUILDING EXEMPT | | | 65,570 |



2020 Assessment Roll (Valuation Date 1-July, 2020) 2021 Taxation Year, Wheatland County

Assessment Year: 2020
Tax Year: 2021

| Roll | Legal Address | | | | | Total |
|---------|---------------------------|--------------|-------------------------------------|----------------|--|---------|
| | | | 100% Alberta School Foundation Fund | Exempt Total: | | 127,110 |
| | | | | Totals: | | 323,530 |
| 4121000 | NE-25-23-22-4 | 100.00 Acres | | | | |
| | F LAND | | T 1 FARMLAND | Taxable Total: | | 22,280 |
| | | | 100% Alberta School Foundation Fund | | | |
| 4121010 | 0310865 1 1 NE-25-23-22-4 | 60.00 Acres | | SOUTH PORTION | | |
| | F LAND | | T 1 FARMLAND | Taxable Total: | | 12,100 |
| | | | 100% Alberta School Foundation Fund | | | |
| 4122000 | NW-25-23-22-4 | 160.00 Acres | | | | |
| | F LAND | | T 1 FARMLAND | Taxable Total: | | 35,250 |
| | | | 100% Alberta School Foundation Fund | | | |
| 4123000 | SE-25-23-22-4 | 160.00 Acres | | | | |
| | F LAND | | T 1 FARMLAND | Taxable Total: | | 33,830 |
| | | | 100% Alberta School Foundation Fund | | | |
| 4124000 | SW-25-23-22-4 | 160.00 Acres | | | | |
| | F LAND | | T 1 FARMLAND | Taxable Total: | | 34,600 |
| | | | 100% Alberta School Foundation Fund | | | |
| 4125000 | NE-26-23-22-4 | 159.33 Acres | | | | |
| | F LAND | | T 1 FARMLAND | Taxable Total: | | 31,770 |
| | | | 100% Alberta School Foundation Fund | | | |
| 4126000 | NW-26-23-22-4 | 160.00 Acres | | | | |
| | F LAND | | T 1 FARMLAND | Taxable Total: | | 30,880 |
| | | | 100% Alberta School Foundation Fund | | | |
| 4127000 | SE-26-23-22-4 | 159.11 Acres | | | | |
| | F LAND | | T 1 FARMLAND | Taxable Total: | | 36,060 |
| | | | 100% Alberta School Foundation Fund | | | |



2020 Assessment Roll (Valuation Date 1-July, 2020) 2021 Taxation Year, Wheatland County

Assessment Year: 2020
Tax Year: 2021

| Roll | Legal Address | | | | | | Total |
|---------|----------------------|---------------------|---------------------------|-----|-------------------------------------|----------------|---------|
| 4128000 | SW-26-23-22-4 | 154.34 Acres | | | | | |
| | F | LAND | T | 1 | FARMLAND | Taxable Total: | 27,950 |
| | | | | | 100% Alberta School Foundation Fund | | |
| 4129000 | 6444BM SW-26-23-22-4 | 2.14 Acres | ABANDONED ROAD ALLOWANCE, | | | | |
| | R | LAND | T | 104 | RESIDENTIAL VACANT LAND | Taxable Total: | 19,300 |
| | | | | | 100% Alberta School Foundation Fund | | |
| 4130000 | NE-27-23-22-4 | 160.00 Acres | | | | | |
| | F | LAND | T | 1 | FARMLAND | Taxable Total: | 19,880 |
| | | | | | 100% Alberta School Foundation Fund | | |
| 4131000 | NW-27-23-22-4 | 160.00 Acres | | | | | |
| | F | LAND | T | 1 | FARMLAND | Taxable Total: | 15,180 |
| | | | | | 100% Alberta School Foundation Fund | | |
| 4132000 | SE-27-23-22-4 | 160.00 Acres | | | | | |
| | F | LAND | T | 1 | FARMLAND | Taxable Total: | 21,920 |
| | | | | | 100% Alberta School Foundation Fund | | |
| 4133000 | SW-27-23-22-4 | 160.00 Acres | | | | | |
| | | 234029A RGE RD 223 | | | | | |
| | F | LAND & IMPROVEMENTS | T | 1 | FARMLAND | | 21,870 |
| | R | | T | 103 | RESIDENTIAL LAND & IMPROVEMENTS | | 323,830 |
| | | | | | | Taxable Total: | 345,700 |
| | R | | E | 901 | RURAL RESIDENCE EXEMPTION (RAP) | | 21,870 |
| | | | | | 100% Alberta School Foundation Fund | Totals: | 367,570 |
| 4135000 | NE-28-23-22-4 | 160.00 Acres | | | | | |
| | | 234044 RGE RD 223 | | | | | |
| | F | LAND & IMPROVEMENTS | T | 1 | FARMLAND | | 16,710 |
| | R | | T | 103 | RESIDENTIAL LAND & IMPROVEMENTS | | 234,100 |
| | | | | | | Taxable Total: | 250,810 |
| | R | | E | 901 | RURAL RESIDENCE EXEMPTION (RAP) | | 61,540 |
| | R | | E | 903 | FARM BUILDING EXEMPT | | 11,740 |
| | | | | | | Exempt Total: | 73,280 |
| | | | | | | Totals: | 324,090 |



2020 Assessment Roll (Valuation Date 1-July, 2020) 2021 Taxation Year, Wheatland County

Assessment Year: 2020
Tax Year: 2021

| Roll | Legal Address | 100% Alberta School Foundation Fund | | | | Total |
|---------|--|-------------------------------------|-------------------------------------|----------------|-------------------------------|---------|
| 4136000 | NW-28-23-22-4 160.00 Acres | | | | | |
| | F LAND | T 1 | FARMLAND | Taxable Total: | | 11,380 |
| | | | 100% Alberta School Foundation Fund | | | |
| 4137000 | SE-28-23-22-4 160.00 Acres | | | | | |
| | F LAND | T 1 | FARMLAND | Taxable Total: | | 34,300 |
| | | | 100% Alberta School Foundation Fund | | | |
| 4138000 | SW-28-23-22-4 150.00 Acres | | | | SOUTHWEST OF IRRIGATION DITCH | |
| | F LAND | T 1 | FARMLAND | Taxable Total: | | 31,430 |
| | | | 100% Alberta School Foundation Fund | | | |
| 4139000 | SW-28-23-22-4 234039 RGE RD 224 10.00 Acres | | | | NORTHWEST CORNER | |
| | F LAND & IMPROVEMENTS | T 1 | FARMLAND | | | 590 |
| | R | T 103 | RESIDENTIAL LAND & IMPROVEMENTS | | | 306,160 |
| | | | | Taxable Total: | | 306,750 |
| | R | E 901 | RURAL RESIDENCE EXEMPTION (RAP) | | | 61,540 |
| | | | 100% Alberta School Foundation Fund | Totals: | | 368,290 |
| 4140000 | NE-29-23-22-4 155.30 Acres | | | | | |
| | F LAND | T 1 | FARMLAND | Taxable Total: | | 21,010 |
| | | | 100% Alberta School Foundation Fund | | | |
| 4141000 | NW-29-23-22-4 234075 RGE RD 225 155.80 Acres | | | | | |
| | F LAND & IMPROVEMENTS | T 1 | FARMLAND | | | 22,160 |
| | R | T 103 | RESIDENTIAL LAND & IMPROVEMENTS | | | 286,200 |
| | | | | Taxable Total: | | 308,360 |
| | R | E 901 | RURAL RESIDENCE EXEMPTION (RAP) | | | 43,170 |
| | R | E 903 | FARM BUILDING EXEMPT | | | 3,270 |
| | | | 100% Alberta School Foundation Fund | Exempt Total: | | 46,440 |
| | | | | Totals: | | 354,800 |
| 4142000 | SE-29-23-22-4 160.00 Acres | | | | | |
| | F LAND | T 1 | FARMLAND | Taxable Total: | | 35,150 |
| | | | 100% Alberta School Foundation Fund | | | |



2020 Assessment Roll (Valuation Date 1-July, 2020) 2021 Taxation Year, Wheatland County

Assessment Year: 2020
Tax Year: 2021

| Roll | Legal Address | | | | | Total |
|---------|---|---|-----|-------------------------------------|----------------|---------|
| 4143000 | SW-29-23-22-4 160.00 Acres | | | | | |
| | F LAND | T | 1 | FARMLAND | Taxable Total: | 35,580 |
| | | | | 100% Alberta School Foundation Fund | | |
| 4144000 | NE-30-23-22-4 160.00 Acres 234054 RGE RD 225 | | | | | |
| | F LAND & IMPROVEMENTS | T | 1 | FARMLAND | | 30,220 |
| | R | T | 103 | RESIDENTIAL LAND & IMPROVEMENTS | | 186,500 |
| | | | | | Taxable Total: | 216,720 |
| | R | E | 901 | RURAL RESIDENCE EXEMPTION (RAP) | | 61,000 |
| | | | | 100% Alberta School Foundation Fund | Totals: | 277,720 |
| 4145000 | NW-30-23-22-4 142.35 Acres | | | | | |
| | F LAND | T | 1 | FARMLAND | Taxable Total: | 34,310 |
| | | | | 100% Alberta School Foundation Fund | | |
| 4146000 | SE-30-23-22-4 160.00 Acres | | | | | |
| | F LAND | T | 1 | FARMLAND | Taxable Total: | 12,500 |
| | | | | 100% Alberta School Foundation Fund | | |
| 4147000 | SW-30-23-22-4 144.47 Acres | | | | | |
| | F LAND | T | 1 | FARMLAND | Taxable Total: | 11,430 |
| | | | | 100% Alberta School Foundation Fund | | |
| 4148000 | NE-31-23-22-4 160.00 Acres | | | | | |
| | F LAND | T | 1 | FARMLAND | Taxable Total: | 39,630 |
| | | | | 100% Alberta School Foundation Fund | | |
| 4149000 | NW-31-23-22-4 148.00 Acres | | | | | |
| | F LAND | T | 1 | FARMLAND | Taxable Total: | 34,480 |
| | | | | 100% Alberta School Foundation Fund | | |
| 4150000 | SE-31-23-22-4 160.00 Acres | | | | | |
| | F LAND | T | 1 | FARMLAND | Taxable Total: | 36,340 |
| | | | | 100% Alberta School Foundation Fund | | |



2020 Assessment Roll (Valuation Date 1-July, 2020)
2021 Taxation Year, Wheatland County

Assessment Year: 2020
Tax Year: 2021

| Roll | Legal Address | Total |
|---------|--|----------------------------|
| 4151000 | SW-31-23-22-4 148.00 Acres | |
| | F LAND T 1 FARMLAND 100% Alberta School Foundation Fund | Taxable Total: 30,710 |
| 4152000 | 9310671 E NE-32-23-22-4 165.71 Acres | NORTH OF CANAL IN N.E. 1/4 |
| | F LAND T 1 FARMLAND 100% Alberta School Foundation Fund | Taxable Total: 10,250 |
| 4153000 | NE-32-23-22-4 25.90 Acres | SOUTH OF CANAL |
| | F LAND T 1 FARMLAND 100% Alberta School Foundation Fund | Taxable Total: 2,720 |
| 4154000 | NW-32-23-22-4 128.94 Acres | WEST OF CANAL |
| | F LAND T 1 FARMLAND 100% Alberta School Foundation Fund | Taxable Total: 22,450 |
| 4156000 | SE-32-23-22-4 159.90 Acres | |
| | F LAND T 1 FARMLAND 100% Alberta School Foundation Fund | Taxable Total: 35,910 |
| 4158000 | SW-32-23-22-4 160.00 Acres | |
| | F LAND T 1 FARMLAND 100% Alberta School Foundation Fund | Taxable Total: 37,490 |
| 4159000 | NE-33-23-22-4 160.00 Acres | |
| | F LAND T 1 FARMLAND 100% Alberta School Foundation Fund | Taxable Total: 34,880 |
| 4160000 | NW-33-23-22-4 160.00 Acres | |
| | F LAND T 1 FARMLAND 100% Alberta School Foundation Fund | Taxable Total: 20,250 |
| 4161000 | SE-33-23-22-4 159.65 Acres | |
| | F LAND T 1 FARMLAND | Taxable Total: 14,930 |



2020 Assessment Roll (Valuation Date 1-July, 2020) 2021 Taxation Year, Wheatland County

Assessment Year: 2020
Tax Year: 2021

| Roll | Legal Address | | | | | | Total |
|---------|-------------------------|--------------|-------------------------------------|--|----------------|------------------|--------|
| | | | 100% Alberta School Foundation Fund | | | | |
| 4162000 | SW-33-23-22-4 | 160.00 Acres | | | | | |
| | F LAND | | T 1 FARMLAND | | Taxable Total: | | 21,820 |
| | | | 100% Alberta School Foundation Fund | | | | |
| 4163000 | NE-34-23-22-4 | 160.00 Acres | | | | | |
| | F LAND | | T 1 FARMLAND | | Taxable Total: | | 37,790 |
| | | | 100% Alberta School Foundation Fund | | | | |
| 4164000 | NW-34-23-22-4 | 160.00 Acres | | | | | |
| | F LAND | | T 1 FARMLAND | | Taxable Total: | | 39,610 |
| | | | 100% Alberta School Foundation Fund | | | | |
| 4165000 | SE-34-23-22-4 | 160.00 Acres | | | | | |
| | F LAND | | T 1 FARMLAND | | Taxable Total: | | 40,590 |
| | | | 100% Alberta School Foundation Fund | | | | |
| 4166000 | SW-34-23-22-4 | 155.50 Acres | | | | | |
| | F LAND | | T 1 FARMLAND | | Taxable Total: | | 33,600 |
| | | | 100% Alberta School Foundation Fund | | | | |
| 4167000 | 5961FJ A SW-34-23-22-4 | 4.50 Acres | | | | SOUTHWEST CORNER | |
| | F LAND | | T 1 FARMLAND | | Taxable Total: | | 280 |
| | | | 100% Alberta School Foundation Fund | | | | |
| 4168000 | NE-35-23-22-4 | 160.00 Acres | | | | | |
| | F LAND | | T 1 FARMLAND | | Taxable Total: | | 38,790 |
| | | | 100% Alberta School Foundation Fund | | | | |
| 4169000 | NW-35-23-22-4 | 150.00 Acres | | | | | |
| | F LAND | | T 1 FARMLAND | | Taxable Total: | | 36,000 |
| | | | 100% Alberta School Foundation Fund | | | | |
| 4169010 | 9512600 1 NW-35-23-22-4 | 10.00 Acres | | | | NORTHWEST CORNER | |
| | 221079 TWP RD 240 | | | | | | |



2020 Assessment Roll (Valuation Date 1-July, 2020) 2021 Taxation Year, Wheatland County

Assessment Year: 2020
Tax Year: 2021

| Roll | Legal Address | | | | | | Total | |
|-------------------------------------|----------------|---------------------|-------------------------------------|-------------------------------------|----------------------------|---------------------------------|----------------|---------|
| | F | LAND & IMPROVEMENTS | | T | 1 | FARMLAND | 770 | |
| | R | | | T | 103 | RESIDENTIAL LAND & IMPROVEMENTS | 290,970 | |
| | Taxable Total: | | | | | | 291,740 | |
| | R | | | E | 901 | RURAL RESIDENCE EXEMPTION (RAP) | 770 | |
| | R | | | E | 903 | FARM BUILDING EXEMPT | 35,530 | |
| | | | 100% Alberta School Foundation Fund | | Exempt Total: | 36,300 | | |
| | Totals: | | | | | | 328,040 | |
| 4170000 | SE-35-23-22-4 | 156.49 Acres | | | | | | |
| | F | LAND | | T | 1 | FARMLAND | Taxable Total: | 29,040 |
| 100% Alberta School Foundation Fund | | | | | | | | |
| 4171000 | 4092DN A | SE-35-23-22-4 | 3.00 Acres | | S.E. CORNER, NORTH OF ROAD | | | |
| | F | LAND | | T | 1 | FARMLAND | Taxable Total: | 430 |
| | | | | 100% Alberta School Foundation Fund | | | | |
| 4172000 | SW-35-23-22-4 | 138.48 Acres | | | | | | |
| | F | LAND | | T | 1 | FARMLAND | Taxable Total: | 26,360 |
| | | | | 100% Alberta School Foundation Fund | | | | |
| 4172010 | 1611424 1 1 | SW-35-23-22-4 | 21.52 Acres | | NW corner | | | |
| | | 235037 RGE RD 222 | | | | | | |
| | F | LAND & IMPROVEMENTS | | T | 1 | FARMLAND | | 3,000 |
| | R | | | T | 103 | RESIDENTIAL LAND & IMPROVEMENTS | | 259,940 |
| | | | | | | Taxable Total: | 262,940 | |
| | R | | | E | 901 | RURAL RESIDENCE EXEMPTION (RAP) | | 29,360 |
| | R | | | E | 903 | FARM BUILDING EXEMPT | | 168,130 |
| | | | | 100% Alberta School Foundation Fund | | Exempt Total: | 197,490 | |
| | | | | | | Totals: | 460,430 | |
| 4173000 | NE-36-23-22-4 | 157.34 Acres | | | | | | |
| | F | LAND | | T | 1 | FARMLAND | Taxable Total: | 10,610 |
| 100% Alberta School Foundation Fund | | | | | | | | |
| 4173010 | 0913795 1 1 | NE-36-23-22-4 | 2.66 Acres | | N PART W OF CREEK | | | |
| | | 220023 TWP RD 240 | | | | | | |
| | R | LAND & IMPROVEMENTS | | T | 103 | RESIDENTIAL LAND & IMPROVEMENTS | Taxable Total: | 329,700 |
| | | | | 100% Alberta School Foundation Fund | | | | |



2020 Assessment Roll (Valuation Date 1-July, 2020) 2021 Taxation Year, Wheatland County

Assessment Year: 2020
Tax Year: 2021

| Roll | Legal Address | Total |
|---------|--|-------|
| 4175000 | NW-36-23-22-4 112.82 Acres | |
| | F LAND T 1 FARMLAND Taxable Total: 28,490 | |
| | 100% Alberta School Foundation Fund | |
| 4175010 | 1110071 1 2 NW-36-23-22-4 37.67 Acres S of Watercourse Industrial Storage Shop | |
| | 235045 RGE RD 221 | |
| | F LAND & IMPROVEMENTS T 1 FARMLAND 7,240 | |
| | R T 103 RESIDENTIAL LAND & IMPROVEMENTS 391,420 | |
| | NR T 105 NON-RESEIDENTIAL LAND & IMPROVEMENTS 342,200 | |
| | Taxable Total: 740,860 | |
| | R E 901 RURAL RESIDENCE EXEMPTION (RAP) 7,240 | |
| | 100% Alberta School Foundation Fund Totals: 748,100 | |
| 4175020 | 0815879 1 1 NW-36-23-22-4 9.52 Acres NW CORNER | |
| | 235071 RGE RD 221 | |
| | R LAND & IMPROVEMENTS T 103 RESIDENTIAL LAND & IMPROVEMENTS Taxable Total: 416,900 | |
| | 100% Alberta School Foundation Fund | |
| 4176000 | SE-36-23-22-4 160.00 Acres | |
| | F LAND T 1 FARMLAND Taxable Total: 28,630 | |
| | 100% Alberta School Foundation Fund | |
| 4177000 | SW-36-23-22-4 120.00 Acres LSD 3&4 & S. 1/2 LSD 5&6 | |
| | F LAND T 1 FARMLAND Taxable Total: 28,470 | |
| | 100% Alberta School Foundation Fund | |
| 4178000 | SW-36-23-22-4 40.00 Acres N. 1/2 LSD 5&6 Former County Gravel Pit | |
| | F LAND T 1 FARMLAND Taxable Total: 7,000 | |
| | 100% Alberta School Foundation Fund | |
| 4179000 | NE-1-24-22-4 150.98 Acres | |
| | F LAND T 1 FARMLAND Taxable Total: 24,070 | |
| | 100% Alberta School Foundation Fund | |
| 4180000 | 53/319 B NE-1-24-22-4 3.14 Acres 2691 1/2EF Parcel B N.E. CORNER | |
| | F LAND T 1 FARMLAND Taxable Total: 190 | |



2020 Assessment Roll (Valuation Date 1-July, 2020) 2021 Taxation Year, Wheatland County

Assessment Year: 2020
Tax Year: 2021

| Roll | Legal Address | | | | | | | | | | Total | |
|---------|-------------------------------------|---------------------|--------------|---|-----------------------|---------------------------------|--|----------------|--|---------|----------------|---------|
| | 100% Alberta School Foundation Fund | | | | | | | | | | | |
| 4181000 | NW-1-24-22-4 | | 118.21 Acres | | | | | | | | | |
| | F | LAND | | T | 1 | FARMLAND | | Taxable Total: | | 20,340 | | |
| | 100% Alberta School Foundation Fund | | | | | | | | | | | |
| 4181010 | 9512601 1 | N -1-24-22-4 | 44.95 Acres | | NORTHERLY 709.61 FEET | | | | | | | |
| | F | LAND | | T | 1 | FARMLAND | | Taxable Total: | | 5,400 | | |
| | 100% Alberta School Foundation Fund | | | | | | | | | | | |
| 4182000 | SE-1-24-22-4 | | 160.00 Acres | | | | | | | | | |
| | F | LAND | | T | 1 | FARMLAND | | Taxable Total: | | 21,360 | | |
| | 100% Alberta School Foundation Fund | | | | | | | | | | | |
| 4183000 | SW-1-24-22-4 | | 160.00 Acres | | | | | | | | | |
| | F | LAND | | T | 1 | FARMLAND | | Taxable Total: | | 38,200 | | |
| | 100% Alberta School Foundation Fund | | | | | | | | | | | |
| 4184000 | NE-2-24-22-4 | | 159.26 Acres | | | | | | | | | |
| | F | LAND | | T | 1 | FARMLAND | | Taxable Total: | | 36,780 | | |
| | 100% Alberta School Foundation Fund | | | | | | | | | | | |
| 4185000 | NW-2-24-22-4 | | 152.50 Acres | | | | | | | | | |
| | F | LAND | | T | 1 | FARMLAND | | Taxable Total: | | 32,990 | | |
| | 100% Alberta School Foundation Fund | | | | | | | | | | | |
| 4185010 | 0212532 1 1 | NW-2-24-22-4 | 7.50 Acres | | NORTHWEST CORNER | | | | | | | |
| | 240077 RGE RD 222 | | | | | | | | | | | |
| | F | LAND & IMPROVEMENTS | | T | 1 | FARMLAND | | | | 810 | | |
| | R | | | T | 103 | RESIDENTIAL LAND & IMPROVEMENTS | | | | 424,890 | | |
| | | | | | | | | | | | Taxable Total: | 425,700 |
| | R | | | E | 901 | RURAL RESIDENCE EXEMPTION (RAP) | | | | 810 | | |
| | 100% Alberta School Foundation Fund | | | | | | | | | | Totals: | 426,510 |
| 4186000 | SE-2-24-22-4 | | 160.00 Acres | | | | | | | | | |
| | F | LAND | | T | 1 | FARMLAND | | Taxable Total: | | 38,690 | | |



2020 Assessment Roll (Valuation Date 1-July, 2020) 2021 Taxation Year, Wheatland County

Assessment Year: 2020
Tax Year: 2021

| Roll | Legal Address | | | | | | | | | | Total | | | | |
|-------------------------------------|--------------------------------------|---------------------|--|--|--|---|-----|---------------------------------|--|-------------------------------------|-------------------------------------|----------|--|--|-----|
| 4187000 | 100% Alberta School Foundation Fund | | | | | | | | | | | | | | |
| | SW-2-24-22-4 154.40 Acres | | | | | | | | | | | | | | |
| | 221080 TWP RD 240 | | | | | | | | | | | | | | |
| | F | LAND & IMPROVEMENTS | | | | T | 1 | FARMLAND | | | 19,780 | | | | |
| | R | | | | | T | 103 | RESIDENTIAL LAND & IMPROVEMENTS | | | 193,090 | | | | |
| | Taxable Total: | | | | | | | | | | 212,870 | | | | |
| | R | | | | | E | 901 | RURAL RESIDENCE EXEMPTION (RAP) | | | 55,680 | | | | |
| | R | | | | | E | 903 | FARM BUILDING EXEMPT | | | 10,370 | | | | |
| 100% Alberta School Foundation Fund | | | | | | | | | | Exempt Total: | 66,050 | | | | |
| | | | | | | | | | | Totals: | 278,920 | | | | |
| 4187010 | 0313471 1 1 SW-2-24-22-4 3.00 Acres | | | | | | | | | | | | | | |
| | 221048 TWP RD 240 | | | | | | | | | | SE CORNER | | | | |
| | R | LAND & IMPROVEMENTS | | | | T | 103 | RESIDENTIAL LAND & IMPROVEMENTS | | | Taxable Total: | 234,800 | | | |
| | | | | | | | | | | 100% Alberta School Foundation Fund | | | | | |
| 4187020 | IRR149 RW 24 SW-2-24-22-4 2.60 Acres | | | | | | | | | | | | | | |
| | | | | | | | | | | | Thru LSD 4 & 5 | | | | |
| | NR | LAND | | | | E | 167 | WESTERN IRRIGATION DIST EXEMPT | | | Exempt Total: | 2,770 | | | |
| | | | | | | | | | | 100% Alberta School Foundation Fund | | | | | |
| 4188000 | NE-3-24-22-4 157.00 Acres | | | | | | | | | | | | | | |
| | F | LAND | | | | T | 1 | FARMLAND | | | Taxable Total: | 38,010 | | | |
| | | | | | | | | | | | 100% Alberta School Foundation Fund | | | | |
| 4188010 | 1211463 1 1 NE-3-24-22-4 3.00 Acres | | | | | | | | | | | | | | |
| | 240056 RGE RD 222 | | | | | | | | | | NORTHEAST CORNER OF LSD 9 | | | | |
| | R | LAND & IMPROVEMENTS | | | | T | 103 | RESIDENTIAL LAND & IMPROVEMENTS | | | 167,300 | | | | |
| | R | | | | | E | 901 | RURAL RESIDENCE EXEMPTION (RAP) | | | 30,770 | | | | |
| | R | | | | | E | 903 | FARM BUILDING EXEMPT | | | 3,280 | | | | |
| | 100% Alberta School Foundation Fund | | | | | | | | | | Exempt Total: | 34,050 | | | |
| | | | | | | | | | | | Totals: | 201,350 | | | |
| 4189000 | NW-3-24-22-4 140.83 Acres | | | | | | | | | | | | | | |
| | F | LAND | | | | T | 1 | FARMLAND | | | Taxable Total: | 32,730 | | | |
| | | | | | | | | | | | 100% Alberta School Foundation Fund | | | | |
| 4189010 | NW-3-24-22-4 5.86 Acres | | | | | | | | | | | | | | |
| | 240081 RGE RD 223 | | | | | | | | | | NORTHWEST CORNER | | | | |
| | | | | | | | | | | T | 1 | FARMLAND | | | 250 |



2020 Assessment Roll (Valuation Date 1-July, 2020) 2021 Taxation Year, Wheatland County

Assessment Year: 2020
Tax Year: 2021

| Roll | Legal Address | Total |
|---------|---|--|
| | R T 103 RESIDENTIAL LAND & IMPROVEMENTS | 273,150 |
| | Taxable Total: | 273,400 |
| | R E 901 RURAL RESIDENCE EXEMPTION (RAP) | 250 |
| | R E 903 FARM BUILDING EXEMPT | 7,880 |
| | 100% Alberta School Foundation Fund | 8,130 |
| | Exempt Total: | 281,530 |
| | Totals: | |
| 4189020 | 0812959 1 1 W -3-24-22-4 13.79 Acres 222044 TWP RD 240 | SE CRNR LSD 11 & NE CRNR LSD 6 |
| | F LAND & IMPROVEMENTS | 1,860 |
| | R T 103 RESIDENTIAL LAND & IMPROVEMENTS | 346,760 |
| | Taxable Total: | 348,620 |
| | R E 901 RURAL RESIDENCE EXEMPTION (RAP) | 61,540 |
| | R E 903 FARM BUILDING EXEMPT | 145,730 |
| | 100% Alberta School Foundation Fund | 207,270 |
| | Exempt Total: | 555,890 |
| | Totals: | |
| 4189030 | 0811450 RW 24 NW-3-24-22-4 5.80 Acres | CANAL THROUGH LSD 11,14,13 |
| | NR LAND | |
| | E 167 WESTERN IRRIGATION DIST EXEMPT | 6,190 |
| | 100% Alberta School Foundation Fund | |
| 4190000 | SE-3-24-22-4 154.21 Acres | |
| | F LAND | |
| | T 1 FARMLAND | 33,580 |
| | 100% Alberta School Foundation Fund | |
| 4190010 | IRR394 RW 24 SE-3-24-22-4 3.80 Acres | Thru LSD 7 & 8 |
| | NR LAND | |
| | E 167 WESTERN IRRIGATION DIST EXEMPT | 4,050 |
| | 100% Alberta School Foundation Fund | |
| 4190020 | 1911463 2 1 SE-3-24-22-4 1.99 Acres | SE Corner Future Bulk Water Fill Station |
| | NR LAND & IMPROVEMENTS | |
| | E 162 OTHER MUNICIPAL EXEMPT | 110,030 |
| | 100% Alberta School Foundation Fund | |
| 4191000 | SW-3-24-22-4 151.69 Acres | |
| | F LAND | |
| | T 1 FARMLAND | 37,600 |
| | 100% Alberta School Foundation Fund | |
| 4191010 | 0811450 RW 24 SW-3-24-22-4 2.03 Acres | CANAL THROUGH CORNER LSD 6 |



2020 Assessment Roll (Valuation Date 1-July, 2020) 2021 Taxation Year, Wheatland County

Assessment Year: 2020
Tax Year: 2021

| Roll | Legal Address | | | | | | Total |
|---------|---------------|-------------------------|---|------|---------------------------------|---------------------------|---------|
| | NR | LAND | E | 167 | WESTERN IRRIGATION DIST EXEMPT | Exempt Total: | 2,170 |
| | | | | 100% | Alberta School Foundation Fund | | |
| 4192000 | NE-4-24-22-4 | 160.00 Acres | | | | | |
| | 240064 | RGE RD 223 | | | | | |
| | F | LAND & IMPROVEMENTS | T | 1 | FARMLAND | | 29,480 |
| | R | | T | 103 | RESIDENTIAL LAND & IMPROVEMENTS | | 450,620 |
| | | | | | | Taxable Total: | 480,100 |
| | R | | E | 901 | RURAL RESIDENCE EXEMPTION (RAP) | | 29,480 |
| | | | | 100% | Alberta School Foundation Fund | Totals: | 509,580 |
| 4193000 | NW-4-24-22-4 | 160.00 Acres | | | | | |
| | F | LAND | T | 1 | FARMLAND | Taxable Total: | 30,960 |
| | | | | 100% | Alberta School Foundation Fund | | |
| 4194000 | SE-4-24-22-4 | 155.00 Acres | | | | | |
| | F | LAND | T | 1 | FARMLAND | Taxable Total: | 35,230 |
| | | | | 100% | Alberta School Foundation Fund | | |
| 4194010 | 1512728 1 1 | SE-4-24-22-4 5.00 Acres | | | | 177m N of SE corner LSD 1 | |
| | 240014 | RGE RD 223 | | | | | |
| | R | LAND & IMPROVEMENTS | T | 103 | RESIDENTIAL LAND & IMPROVEMENTS | Taxable Total: | 354,000 |
| | | | | 100% | Alberta School Foundation Fund | | |
| 4195000 | SW-4-24-22-4 | 160.00 Acres | | | | | |
| | F | LAND | T | 1 | FARMLAND | Taxable Total: | 37,440 |
| | | | | 100% | Alberta School Foundation Fund | | |
| 4196000 | NE-5-24-22-4 | 160.00 Acres | | | | | |
| | F | LAND | T | 1 | FARMLAND | Taxable Total: | 35,500 |
| | | | | 100% | Alberta School Foundation Fund | | |
| 4197000 | NW-5-24-22-4 | 159.93 Acres | | | | | |
| | F | LAND | T | 1 | FARMLAND | Taxable Total: | 35,520 |
| | | | | 100% | Alberta School Foundation Fund | | |
| 4198000 | SE-5-24-22-4 | 160.00 Acres | | | | | |
| | F | LAND | T | 1 | FARMLAND | Taxable Total: | 20,300 |



2020 Assessment Roll (Valuation Date 1-July, 2020) 2021 Taxation Year, Wheatland County

Assessment Year: 2020
Tax Year: 2021

| Roll | Legal Address | | | | | | Total |
|---------|--------------------------|--------------|-------------------------------------|---------------------------------|--|----------------|---------|
| | | | 100% Alberta School Foundation Fund | | | | |
| 4199000 | SW-5-24-22-4 | 151.71 Acres | EAST OF ROAD | | | | |
| | 240041 RGE RD 225 | | | | | | |
| | F LAND & IMPROVEMENTS | | T 1 | FARMLAND | | | 21,500 |
| | R | | T 103 | RESIDENTIAL LAND & IMPROVEMENTS | | | 285,230 |
| | | | Taxable Total: | | | | 306,730 |
| | R | | E 901 | RURAL RESIDENCE EXEMPTION (RAP) | | | 30,770 |
| | | | 100% Alberta School Foundation Fund | | | | |
| | | | Totals: | | | | 337,500 |
| 4200000 | SW-5-24-22-4 | 4.97 Acres | WEST OF ROAD | | | | |
| | F LAND | | T 1 | FARMLAND | | Taxable Total: | 310 |
| | | | 100% Alberta School Foundation Fund | | | | |
| 4201000 | NE-6-24-22-4 | 158.54 Acres | | | | | |
| | F LAND | | T 1 | FARMLAND | | Taxable Total: | 21,560 |
| | | | 100% Alberta School Foundation Fund | | | | |
| 4201010 | 1611425 1 1 NE-6-24-22-4 | 1.46 Acres | SE Corner | | | | |
| | 240042 RGE RD 225 | | | | | | |
| | R LAND & IMPROVEMENTS | | T 103 | RESIDENTIAL LAND & IMPROVEMENTS | | Taxable Total: | 257,300 |
| | | | 100% Alberta School Foundation Fund | | | | |
| 4202000 | NW-6-24-22-4 | 148.10 Acres | | | | | |
| | F LAND | | T 1 | FARMLAND | | Taxable Total: | 9,360 |
| | | | 100% Alberta School Foundation Fund | | | | |
| 4203000 | SE-6-24-22-4 | 160.00 Acres | | | | | |
| | F LAND | | T 1 | FARMLAND | | Taxable Total: | 11,980 |
| | | | 100% Alberta School Foundation Fund | | | | |
| 4204000 | SW-6-24-22-4 | 148.00 Acres | | | | | |
| | F LAND | | T 1 | FARMLAND | | Taxable Total: | 10,890 |
| | | | 100% Alberta School Foundation Fund | | | | |
| 4205000 | NE-7-24-22-4 | 159.00 Acres | | | | | |
| | F LAND | | T 1 | FARMLAND | | Taxable Total: | 39,840 |



2020 Assessment Roll (Valuation Date 1-July, 2020) 2021 Taxation Year, Wheatland County

Assessment Year: 2020
Tax Year: 2021

| Roll | Legal Address | | | | | | Total |
|---------|--------------------------|--------------|-------------------------------------|---------------------------------|----------------|--|---------|
| | | | 100% Alberta School Foundation Fund | | | | |
| 4206000 | NW-7-24-22-4 | 76.91 Acres | SOUTH HALF | | | | |
| | F LAND | | T 1 | FARMLAND | Taxable Total: | | 16,190 |
| | | | 100% Alberta School Foundation Fund | | | | |
| 4207000 | NW-7-24-22-4 | 78.00 Acres | NORTH HALF | | | | |
| | F LAND | | T 1 | FARMLAND | Taxable Total: | | 17,780 |
| | | | 100% Alberta School Foundation Fund | | | | |
| 4208000 | SE-7-24-22-4 | 155.11 Acres | | | | | |
| | 241022 RGE RD 225 | | | | | | |
| | F LAND & IMPROVEMENTS | | T 1 | FARMLAND | | | 38,730 |
| | R | | T 103 | RESIDENTIAL LAND & IMPROVEMENTS | | | 555,290 |
| | | | Taxable Total: | | | | 594,020 |
| | R | | E 901 | RURAL RESIDENCE EXEMPTION (RAP) | | | 92,310 |
| | | | 100% Alberta School Foundation Fund | | | | |
| | | | Totals: | | | | 686,330 |
| 4208010 | 1111631 1 1 SE-7-24-22-4 | 4.89 Acres | SE CORNER LSD 8 | | | | |
| | 241028 RGE RD 225 | | | | | | |
| | R LAND & IMPROVEMENTS | | T 103 | RESIDENTIAL LAND & IMPROVEMENTS | | | 362,000 |
| | R | | E 903 | FARM BUILDING EXEMPT | | | 64,210 |
| | | | 100% Alberta School Foundation Fund | | | | |
| | | | Totals: | | | | 426,210 |
| 4209000 | SW-7-24-22-4 | 142.80 Acres | NORTHEAST OF CREEK | | | | |
| | F LAND | | T 1 | FARMLAND | Taxable Total: | | 33,300 |
| | | | 100% Alberta School Foundation Fund | | | | |
| 4210000 | 5038FN A SW-7-24-22-4 | 5.26 Acres | SOUTHWEST CORNER | | | | |
| | F LAND | | T 1 | FARMLAND | Taxable Total: | | 390 |
| | | | 100% Alberta School Foundation Fund | | | | |
| 4211000 | NE-8-24-22-4 | 156.80 Acres | | | | | |
| | F LAND | | T 1 | FARMLAND | Taxable Total: | | 27,840 |
| | | | 100% Alberta School Foundation Fund | | | | |
| 4212000 | NW-8-24-22-4 | 159.00 Acres | | | | | |
| | 241069 RGE RD 225 | | | | | | |
| | F LAND & IMPROVEMENTS | | T 1 | FARMLAND | | | 36,550 |



2020 Assessment Roll (Valuation Date 1-July, 2020) 2021 Taxation Year, Wheatland County

Assessment Year: 2020
Tax Year: 2021

| Roll | Legal Address | | | | | | Total |
|---------|---------------|-------------------------|------------------|------|---------------------------------|----------------|---------|
| | R | | T | 103 | RESIDENTIAL LAND & IMPROVEMENTS | | 518,250 |
| | | | | | Taxable Total: | | 554,800 |
| | R | | E | 901 | RURAL RESIDENCE EXEMPTION (RAP) | | 36,550 |
| | | | | 100% | Alberta School Foundation Fund | Totals: | 591,350 |
| 4213000 | SE-8-24-22-4 | 160.00 Acres | | | | | |
| | F | LAND | T | 1 | FARMLAND | Taxable Total: | 25,310 |
| | | | | 100% | Alberta School Foundation Fund | | |
| 4214000 | SW-8-24-22-4 | 160.00 Acres | | | | | |
| | F | LAND | T | 1 | FARMLAND | Taxable Total: | 36,580 |
| | | | | 100% | Alberta School Foundation Fund | | |
| 4215000 | NE-9-24-22-4 | 150.40 Acres | | | | | |
| | F | LAND | T | 1 | FARMLAND | Taxable Total: | 29,880 |
| | | | | 100% | Alberta School Foundation Fund | | |
| 4215010 | NE-9-24-22-4 | 6.10 Acres | | | | | |
| | | 223039 HWY 561 | NORTHWEST CORNER | | | | |
| | F | LAND & IMPROVEMENTS | T | 1 | FARMLAND | | 270 |
| | R | | T | 103 | RESIDENTIAL LAND & IMPROVEMENTS | | 510,930 |
| | | | | | Taxable Total: | | 511,200 |
| | R | | E | 901 | RURAL RESIDENCE EXEMPTION (RAP) | | 270 |
| | R | | E | 903 | FARM BUILDING EXEMPT | | 5,280 |
| | | | | 100% | Alberta School Foundation Fund | Exempt Total: | 5,550 |
| | | | | | Totals: | | 516,750 |
| 4216000 | NW-9-24-22-4 | 149.98 Acres | | | | | |
| | F | LAND | T | 1 | FARMLAND | Taxable Total: | 35,850 |
| | | | | 100% | Alberta School Foundation Fund | | |
| 4216010 | 9813120 1 | NW-9-24-22-4 7.64 Acres | NORTHEAST CORNER | | | | |
| | | 223043 HWY 561 | | | | | |
| | R | LAND & IMPROVEMENTS | T | 103 | RESIDENTIAL LAND & IMPROVEMENTS | Taxable Total: | 398,200 |
| | | | | 100% | Alberta School Foundation Fund | | |
| 4217000 | SE-9-24-22-4 | 147.62 Acres | | | | | |
| | F | LAND | T | 1 | FARMLAND | Taxable Total: | 29,490 |



2020 Assessment Roll (Valuation Date 1-July, 2020) 2021 Taxation Year, Wheatland County

Assessment Year: 2020
Tax Year: 2021

| Roll | Legal Address | | | | | | Total |
|---------|--|--------------|-------------------------------------|-------------------------------------|--|----------------|---------|
| | | | 100% Alberta School Foundation Fund | | | | |
| 4218000 | SE-9-24-22-4 241042 RGE RD 223 | 9.18 Acres | NORTHEAST CORNER | | | | |
| | F LAND & IMPROVEMENTS | | T 1 | FARMLAND | | | 530 |
| | R | | T 103 | RESIDENTIAL LAND & IMPROVEMENTS | | | 271,780 |
| | | | Taxable Total: | | | | 272,310 |
| | R | | E 901 | RURAL RESIDENCE EXEMPTION (RAP) | | | 30,020 |
| | R | | E 903 | FARM BUILDING EXEMPT | | | 20,530 |
| | | | 100% Alberta School Foundation Fund | | | Exempt Total: | 50,550 |
| | | | Totals: | | | | 322,860 |
| 4219000 | SW-9-24-22-4 241053 RGE RD 224 | 156.12 Acres | | | | | |
| | F LAND & IMPROVEMENTS | | T 1 | FARMLAND | | | 28,680 |
| | R | | T 103 | RESIDENTIAL LAND & IMPROVEMENTS | | | 279,360 |
| | | | Taxable Total: | | | | 308,040 |
| | R | | E 901 | RURAL RESIDENCE EXEMPTION (RAP) | | | 61,540 |
| | R | | E 903 | FARM BUILDING EXEMPT | | | 15,000 |
| | | | 100% Alberta School Foundation Fund | | | Exempt Total: | 76,540 |
| | | | Totals: | | | | 384,580 |
| 4220000 | NE-10-24-22-4 | 153.75 Acres | | | | | |
| | F LAND | | T 1 | FARMLAND | | | |
| | | | 100% Alberta School Foundation Fund | | | Taxable Total: | 31,030 |
| 4220010 | 1013665 1 1 NE-10-24-22-4 241080 RGE RD 222 | 5.25 Acres | NE CORNER | | | | |
| | R LAND & IMPROVEMENTS | | T 103 | RESIDENTIAL LAND & IMPROVEMENTS | | | 293,400 |
| | R | | E 903 | FARM BUILDING EXEMPT | | | 45,010 |
| | | | 100% Alberta School Foundation Fund | | | Totals: | 338,410 |
| 4221000 | NW-10-24-22-4 | 159.00 Acres | | | | | |
| | F LAND | | T 1 | FARMLAND | | | |
| | | | 100% Alberta School Foundation Fund | | | Taxable Total: | 34,550 |
| 4222000 | SE-10-24-22-4 241036 RGE RD 222 | 160.00 Acres | AVB Greenhouse | | | | |
| | F LAND & IMPROVEMENTS | | T 1 | FARMLAND | | | 35,370 |
| | R | | T 103 | RESIDENTIAL LAND & IMPROVEMENTS | | | 311,590 |
| | NR | | T 105 | NON-RESEDENTIAL LAND & IMPROVEMENTS | | | 34,550 |



2020 Assessment Roll (Valuation Date 1-July, 2020) 2021 Taxation Year, Wheatland County

Assessment Year: 2020
Tax Year: 2021

| Roll | Legal Address | | | | | | Total |
|---------|---------------------------|--------------|-------|---------------------------------|---|--|------------|
| | R | | E 903 | FARM BUILDING EXEMPT | Taxable Total: | | 381,510 |
| | | | 100% | Alberta School Foundation Fund | | | 46,770 |
| | | | | | Totals: | | 428,280 |
| 4223000 | SW-10-24-22-4 | 158.90 Acres | | | | | |
| | 241005 RGE RD 223 | | | | | | |
| | F LAND & IMPROVEMENTS | | T 1 | FARMLAND | | | 29,610 |
| | R | | T 103 | RESIDENTIAL LAND & IMPROVEMENTS | | | 225,990 |
| | | | | | Taxable Total: | | 255,600 |
| | R | | E 901 | RURAL RESIDENCE EXEMPTION (RAP) | | | 29,610 |
| | | | 100% | Alberta School Foundation Fund | Totals: | | 285,210 |
| 4224000 | NE-11-24-22-4 | 159.00 Acres | | | | | |
| | F LAND | | T 1 | FARMLAND | Taxable Total: | | 40,130 |
| | | | 100% | Alberta School Foundation Fund | | | |
| 4225000 | NW-11-24-22-4 | 141.41 Acres | | | | | |
| | F LAND | | T 1 | FARMLAND | Taxable Total: | | 35,440 |
| | | | 100% | Alberta School Foundation Fund | | | |
| 4225020 | 1412013 2 1 NW-11-24-22-4 | 11.71 Acres | | | | | |
| | 241079 RGE RD 222 | | | | Northwest Corner Wheatland Crossing School K-12 | | |
| | NR LAND & IMPROVEMENTS | | E 156 | SCHOOLS EXEMPT | Exempt Total: | | 12,143,710 |
| | | | 100% | Alberta School Foundation Fund | | | |
| 4226000 | NW-11-24-22-4 | 3.88 Acres | | | Northeast Corner | | |
| | 221047 HWY 561 | | | | | | |
| | F LAND & IMPROVEMENTS | | T 1 | FARMLAND | | | 160 |
| | R | | T 103 | RESIDENTIAL LAND & IMPROVEMENTS | | | 321,840 |
| | | | | | Taxable Total: | | 322,000 |
| | R | | E 901 | RURAL RESIDENCE EXEMPTION (RAP) | | | 160 |
| | R | | E 903 | FARM BUILDING EXEMPT | | | 11,840 |
| | | | 100% | Alberta School Foundation Fund | Exempt Total: | | 12,000 |
| | | | | | Totals: | | 334,000 |
| 4227000 | SE-11-24-22-4 | 160.00 Acres | | | | | |
| | F LAND | | T 1 | FARMLAND | Taxable Total: | | 34,220 |
| | | | 100% | Alberta School Foundation Fund | | | |
| 4228000 | SW-11-24-22-4 | 151.33 Acres | | | | | |



2020 Assessment Roll (Valuation Date 1-July, 2020) 2021 Taxation Year, Wheatland County

Assessment Year: 2020
Tax Year: 2021

| Roll | Legal Address | | | | Total |
|---------|---|---------------------------------------|---------------------|---------|-------|
| | F LAND | T 1 FARMLAND | Taxable Total: | 26,040 | |
| | | 100% Alberta School Foundation Fund | | | |
| 4228010 | 0111664 1 1 SW-11-24-22-4 8.67 Acres 241003 RGE RD 222 | | SOUTHWEST CORNER | | |
| | F LAND & IMPROVEMENTS | T 1 FARMLAND | | 490 | |
| | R | T 103 RESIDENTIAL LAND & IMPROVEMENTS | | 207,910 | |
| | | | Taxable Total: | 208,400 | |
| | R | E 901 RURAL RESIDENCE EXEMPTION (RAP) | | 490 | |
| | R | E 903 FARM BUILDING EXEMPT | | 59,260 | |
| | | 100% Alberta School Foundation Fund | Exempt Total: | 59,750 | |
| | | | Totals: | 268,150 | |
| 4229000 | 53/319 A NE-12-24-22-4 159.90 Acres 220031 HWY 561 | | 2691 1/2EF Parcel A | | |
| | F LAND & IMPROVEMENTS | T 1 FARMLAND | | 18,620 | |
| | R | T 103 RESIDENTIAL LAND & IMPROVEMENTS | | 137,800 | |
| | | | Taxable Total: | 156,420 | |
| | R | E 901 RURAL RESIDENCE EXEMPTION (RAP) | | 58,200 | |
| | | 100% The Golden Hills Reg. Div. 15 | Totals: | 214,620 | |
| 4230000 | 53/319 A NW-12-24-22-4 82.49 Acres | | NORTHEAST OF CREEK | | |
| | F LAND | T 1 FARMLAND | Taxable Total: | 4,390 | |
| | | 100% The Golden Hills Reg. Div. 15 | | | |
| 4231000 | NW-12-24-22-4 76.53 Acres | | SOUTHWEST OF CREEK | | |
| | F LAND | T 1 FARMLAND | Taxable Total: | 16,790 | |
| | | 100% Alberta School Foundation Fund | | | |
| 4232000 | 53/319 A SE-12-24-22-4 129.97 Acres | | | | |
| | F LAND | T 1 FARMLAND | Taxable Total: | 6,840 | |
| | | 100% Alberta School Foundation Fund | | | |
| 4233000 | SE-12-24-22-4 29.46 Acres | | SOUTHWEST CORNER | | |
| | F LAND | T 1 FARMLAND | Taxable Total: | 3,490 | |
| | | 100% Alberta School Foundation Fund | | | |
| 4234000 | SW-12-24-22-4 159.67 Acres | | | | |



2020 Assessment Roll (Valuation Date 1-July, 2020) 2021 Taxation Year, Wheatland County

Assessment Year: 2020
Tax Year: 2021

| Roll | Legal Address | | | | | | Total |
|---------|---------------------------|---------------------|---|-----|--------------------------------------|---|---------|
| | F | LAND | T | 1 | FARMLAND | Taxable Total: | 39,280 |
| 4236000 | NE-13-24-22-4 | 160.00 Acres | | | 100% Alberta School Foundation Fund | | |
| | F | LAND | T | 1 | FARMLAND | Taxable Total: | 38,680 |
| 4237000 | NW-13-24-22-4 | 159.60 Acres | | | 100% Alberta School Foundation Fund | | |
| | F | LAND | T | 1 | FARMLAND | Taxable Total: | 41,040 |
| 4238000 | SE-13-24-22-4 | 154.35 Acres | | | 100% Alberta School Foundation Fund | | |
| | F | LAND | T | 1 | FARMLAND | Taxable Total: | 34,290 |
| 4238010 | 1111029 1 1 SE-13-24-22-4 | 4.65 Acres | | | 100% Alberta School Foundation Fund | 200m S of NE Corner Construction Business | |
| | R | LAND & IMPROVEMENTS | T | 103 | RESIDENTIAL LAND & IMPROVEMENTS | | 325,090 |
| | NR | | T | 105 | NON-RESEIDENTIAL LAND & IMPROVEMENTS | | 186,310 |
| | | | | | 100% Alberta School Foundation Fund | Taxable Total: | 511,400 |
| 4239000 | SW-13-24-22-4 | 154.03 Acres | | | | | |
| | F | LAND | T | 1 | FARMLAND | Taxable Total: | 17,780 |
| 4240000 | NE-14-24-22-4 | 159.75 Acres | | | 100% The Golden Hills Reg. Div. 15 | | |
| | F | LAND | T | 1 | FARMLAND | Taxable Total: | 10,920 |
| 4241000 | 6951FL B NE-14-24-22-4 | 0.25 Acres | | | 100% The Golden Hills Reg. Div. 15 | SOUTHEAST CORNER | |
| | R | LAND | T | 104 | RESIDENTIAL VACANT LAND | Taxable Total: | 100 |
| 4242000 | NW-14-24-22-4 | 160.00 Acres | | | 100% Alberta School Foundation Fund | | |
| | F | LAND | T | 1 | FARMLAND | Taxable Total: | 37,910 |
| | | | | | 100% Alberta School Foundation Fund | | |



2020 Assessment Roll (Valuation Date 1-July, 2020) 2021 Taxation Year, Wheatland County

Assessment Year: 2020
Tax Year: 2021

| Roll | Legal Address | | | | | Total |
|---------|--------------------------|--------------|-------------------------------------|----------------|--|--------|
| 4243000 | SE-14-24-22-4 | 158.10 Acres | | | | |
| | F LAND | | T 1 FARMLAND | Taxable Total: | | 24,430 |
| | | | 100% The Golden Hills Reg. Div. 15 | | | |
| 4244000 | 6951FL A,C SE-14-24-22-4 | 0.90 Acres | N.E. CORNER, NORTH OF CREEK | | | |
| | R LAND | | T 104 RESIDENTIAL VACANT LAND | Taxable Total: | | 100 |
| | | | 100% The Golden Hills Reg. Div. 15 | | | |
| 4245000 | SW-14-24-22-4 | 159.00 Acres | | | | |
| | F LAND | | T 1 FARMLAND | Taxable Total: | | 38,080 |
| | | | 100% Alberta School Foundation Fund | | | |
| 4246000 | NE-15-24-22-4 | 157.44 Acres | | | | |
| | F LAND | | T 1 FARMLAND | Taxable Total: | | 39,100 |
| | | | 100% Alberta School Foundation Fund | | | |
| 4247000 | NW-15-24-22-4 | 160.00 Acres | | | | |
| | F LAND | | T 1 FARMLAND | Taxable Total: | | 36,780 |
| | | | 100% Alberta School Foundation Fund | | | |
| 4248000 | SE-15-24-22-4 | 156.84 Acres | | | | |
| | F LAND | | T 1 FARMLAND | Taxable Total: | | 38,500 |
| | | | 100% Alberta School Foundation Fund | | | |
| 4249000 | SW-15-24-22-4 | 79.50 Acres | EAST HALF LSD 3 & 6 | | | |
| | F LAND | | T 1 FARMLAND | Taxable Total: | | 17,670 |
| | | | 100% Alberta School Foundation Fund | | | |
| 4250000 | SW-15-24-22-4 | 79.50 Acres | WEST HALF LSD 4 & 5 | | | |
| | F LAND | | T 1 FARMLAND | Taxable Total: | | 16,810 |
| | | | 100% Alberta School Foundation Fund | | | |
| 4251000 | NE-16-24-22-4 | 160.00 Acres | | | | |
| | F LAND | | T 1 FARMLAND | Taxable Total: | | 35,310 |



2020 Assessment Roll (Valuation Date 1-July, 2020) 2021 Taxation Year, Wheatland County

Assessment Year: 2020
Tax Year: 2021

| Roll | Legal Address | | | | | | Total |
|---------|---------------|----------------------------|-------------------------------------|-----|---------------------------------|----------------|---------|
| | | | 100% Alberta School Foundation Fund | | | | |
| 4252000 | NW-16-24-22-4 | 153.06 Acres | | | | | |
| | F | LAND | T | 1 | FARMLAND | Taxable Total: | 33,900 |
| | | | 100% Alberta School Foundation Fund | | | | |
| 4252500 | 1810401 RW 24 | NW-16-24-22-4 6.94 Acres | CANAL RIGHT OF WAY WESTERLY | | | | |
| | NR | LAND | E | 167 | WESTERN IRRIGATION DIST EXEMPT | Exempt Total: | 7,400 |
| | | | 100% Alberta School Foundation Fund | | | | |
| 4253000 | SE-16-24-22-4 | 119.01 Acres | LSD 2, 7 & 8 | | | | |
| | | 242034 RGE RD 223 | | | | | |
| | F | LAND & IMPROVEMENTS | T | 1 | FARMLAND | | 25,260 |
| | R | | T | 103 | RESIDENTIAL LAND & IMPROVEMENTS | | 357,270 |
| | | | Taxable Total: | | | | 382,530 |
| | R | | E | 901 | RURAL RESIDENCE EXEMPTION (RAP) | | 25,260 |
| | R | | E | 903 | FARM BUILDING EXEMPT | | 43,570 |
| | | | 100% Alberta School Foundation Fund | | | | |
| | | | Exempt Total: | | | | 68,830 |
| | | | Totals: | | | | 451,360 |
| 4253010 | 9211215 1 | SE-16-24-22-4 38.99 Acres | SOUTHEAST CORNER | | | | |
| | | 242020 RGE RD 223 | | | | | |
| | F | LAND & IMPROVEMENTS | T | 1 | FARMLAND | | 7,010 |
| | R | | T | 103 | RESIDENTIAL LAND & IMPROVEMENTS | | 409,590 |
| | | | Taxable Total: | | | | 416,600 |
| | R | | E | 901 | RURAL RESIDENCE EXEMPTION (RAP) | | 7,010 |
| | R | | E | 903 | FARM BUILDING EXEMPT | | 85,710 |
| | | | 100% Alberta School Foundation Fund | | | | |
| | | | Exempt Total: | | | | 92,720 |
| | | | Totals: | | | | 509,320 |
| 4254000 | 1911651 3 4 | SW-16-24-22-4 109.33 Acres | LSD 6 SE PT LSD 5 & SW PT LSD 5 | | | | |
| | | 223052 HWY 561 | | | | | |
| | F | LAND & IMPROVEMENTS | T | 1 | FARMLAND | | 23,690 |
| | R | | T | 103 | RESIDENTIAL LAND & IMPROVEMENTS | | 299,210 |
| | | | Taxable Total: | | | | 322,900 |
| | R | | E | 901 | RURAL RESIDENCE EXEMPTION (RAP) | | 23,690 |
| | | | 100% Alberta School Foundation Fund | | | | |
| | | | Totals: | | | | 346,590 |
| 4254010 | 9810491 2 | SW-16-24-22-4 37.53 Acres | | | | | |
| | | 242011 RGE RD 224 | | | | | |
| | F | LAND & IMPROVEMENTS | T | 1 | FARMLAND | | 7,810 |



2020 Assessment Roll (Valuation Date 1-July, 2020) 2021 Taxation Year, Wheatland County

Assessment Year: 2020
Tax Year: 2021

| Roll | Legal Address | | | | Total |
|---------|-----------------------|---------------|--------------|----------------------------------|---------|
| | R | | T 103 | RESIDENTIAL LAND & IMPROVEMENTS | 338,490 |
| | | | | Taxable Total: | 346,300 |
| | R | | E 901 | RURAL RESIDENCE EXEMPTION (RAP) | 7,810 |
| | R | | E 903 | FARM BUILDING EXEMPT | 243,190 |
| | | | 100% | Alberta School Foundation Fund | 251,000 |
| | | | | Exempt Total: | 597,300 |
| | | | | Totals: | |
| 4254020 | 1410844 3 1 | SW-16-24-22-4 | 3.50 Acres | N.W. CORNER | |
| | F LAND | | T 1 | FARMLAND | 700 |
| | | | 100% | Alberta School Foundation Fund | |
| 4254030 | 1410844 3 2 | SW-16-24-22-4 | 3.50 Acres | 69m South of N.W. Corner | |
| | F LAND | | T 1 | FARMLAND | 700 |
| | | | 100% | Alberta School Foundation Fund | |
| 4254500 | 1810401 L | SW-16-24-22-4 | 1.31 Acres | CANAL R-O-W NW PART LSD4 | |
| | NR LAND | | E 167 | WESTERN IRRIGATION DIST EXEMPT | 1,400 |
| | | | 100% | Alberta School Foundation Fund | |
| 4254505 | 1810401 RW 24 | SW-16-24-22-4 | 0.23 Acres | CANAL RIGHT OF WAY | |
| | NR LAND | | E 167 | WESTERN IRRIGATION DIST EXEMPT | 250 |
| | | | 100% | Alberta School Foundation Fund | |
| 4254510 | 1810401 RW 24 | SW-16-24-22-4 | 2.92 Acres | CANAL R-O-W - NE LSD5 & SW LSD 4 | |
| | NR LAND | | E 167 | WESTERN IRRIGATION DIST EXEMPT | 3,120 |
| | | | 100% | Alberta School Foundation Fund | |
| 4256000 | NE-17-24-22-4 | 160.00 Acres | | | |
| | 242044 RGE RD 224 | | | | |
| | F LAND & IMPROVEMENTS | | T 1 | FARMLAND | 38,830 |
| | R | | T 103 | RESIDENTIAL LAND & IMPROVEMENTS | 208,960 |
| | | | | Taxable Total: | 247,790 |
| | R | | E 901 | RURAL RESIDENCE EXEMPTION (RAP) | 61,540 |
| | | | 100% | Alberta School Foundation Fund | 309,330 |
| | | | | Totals: | |
| 4257000 | 1910132 3 1 | NW-17-24-22-4 | 148.77 Acres | | |
| | F LAND | | T 1 | FARMLAND | 34,660 |
| | | | | Taxable Total: | |



2020 Assessment Roll (Valuation Date 1-July, 2020) 2021 Taxation Year, Wheatland County

Assessment Year: 2020
Tax Year: 2021

| Roll | Legal Address | | | | | | Total |
|---------|---------------------------------------|--------------------------|-------------------------------------|-----|---------------------------------|----------------|---------|
| 4257010 | IRR402 OT NW-17-24-22-4 4.01 Acres | | 100% Alberta School Foundation Fund | | | | |
| | R | LAND | T | 104 | RESIDENTIAL VACANT LAND | Taxable Total: | 24,700 |
| 4257500 | IRR402 RW 24 NW-17-24-22-4 6.30 Acres | | 100% Alberta School Foundation Fund | | | | |
| | NR | LAND | E | 167 | WESTERN IRRIGATION DIST EXEMPT | Exempt Total: | 6,050 |
| 4258000 | SE-17-24-22-4 152.01 Acres | | 100% Alberta School Foundation Fund | | | | |
| | F | LAND | T | 1 | FARMLAND | Taxable Total: | 28,870 |
| 4258500 | IRR402 RW 24 SE-17-24-22-4 4.05 Acres | | 100% Alberta School Foundation Fund | | | | |
| | NR | LAND | E | 167 | WESTERN IRRIGATION DIST EXEMPT | Exempt Total: | 4,750 |
| 4258510 | SE-17-24-22-4 2.94 Acres | | 100% Alberta School Foundation Fund | | | | |
| | NR | LAND | E | 167 | WESTERN IRRIGATION DIST EXEMPT | Exempt Total: | 3,450 |
| 4259000 | SW-17-24-22-4 146.89 Acres | | 242044A RGE RD 224 | | | | |
| | F | LAND & IMPROVEMENTS | T | 1 | FARMLAND | | 13,160 |
| | R | | T | 103 | RESIDENTIAL LAND & IMPROVEMENTS | | 409,390 |
| | | | | | | Taxable Total: | 422,550 |
| | R | | E | 901 | RURAL RESIDENCE EXEMPTION (RAP) | | 13,160 |
| | R | | E | 903 | FARM BUILDING EXEMPT | | 445,630 |
| 4259010 | IRR402 OT SW-17-24-22-4 3.89 Acres | | 100% Alberta School Foundation Fund | | | | |
| | R | LAND | T | 104 | RESIDENTIAL VACANT LAND | Taxable Total: | 24,500 |
| 4259020 | 1412722 1 1 | SW-17-24-22-4 5.00 Acres | SW corner | | | | |



2020 Assessment Roll (Valuation Date 1-July, 2020) 2021 Taxation Year, Wheatland County

Assessment Year: 2020
Tax Year: 2021

| Roll | Legal Address | | | | Total |
|---------|-------------------|---------------------|------------|--|---------|
| 4259500 | R | LAND & IMPROVEMENTS | T 103 | RESIDENTIAL LAND & IMPROVEMENTS Taxable Total: | 109,500 |
| | | | | 100% Alberta School Foundation Fund | |
| | IRR402 RW 24 | SW-17-24-22-4 | 2.43 Acres | CANAL RIGHT OF WAY IN LSD 6 | |
| 4259510 | NR | LAND | E 167 | WESTERN IRRIGATION DIST EXEMPT Exempt Total: | 2,330 |
| | | | | 100% Alberta School Foundation Fund | |
| | 1810401 RW 24 | SW-17-24-22-4 | 0.80 Acres | CANAL R-O-W NORTH of R#4259500 | |
| 4260000 | NR | LAND | E 167 | WESTERN IRRIGATION DIST EXEMPT Exempt Total: | 770 |
| | | | | 100% Alberta School Foundation Fund | |
| | NE-18-24-22-4 | 153.39 Acres | | | |
| 4260010 | F | LAND | T 1 | FARMLAND Taxable Total: | 2,620 |
| | | | | 100% Alberta School Foundation Fund | |
| | 9510891 1 | NE-18-24-22-4 | 6.61 Acres | NORTHEAST CORNER | |
| | 242080 RGE RD 225 | | | | |
| 4261000 | F | LAND & IMPROVEMENTS | T 1 | FARMLAND | 310 |
| | R | | T 103 | RESIDENTIAL LAND & IMPROVEMENTS | 292,290 |
| | | | | Taxable Total: | 292,600 |
| | R | | E 901 | RURAL RESIDENCE EXEMPTION (RAP) | 310 |
| | | | | 100% Alberta School Foundation Fund | |
| | | | | Totals: | 292,910 |
| | NW-18-24-22-4 | 150.02 Acres | | | |
| 4261010 | F | LAND | T 1 | FARMLAND Taxable Total: | 22,450 |
| | | | | 100% Alberta School Foundation Fund | |
| | 1212242 1 1 | NW-18-24-22-4 | 9.98 Acres | NORTHWEST CORNER | |
| | 242079 RGE RD 230 | | | | |
| 4262000 | F | LAND | T 1 | FARMLAND Taxable Total: | 1,960 |
| | | | | 100% Alberta School Foundation Fund | |
| | SE-18-24-22-4 | 159.00 Acres | | | |
| 4263000 | F | LAND | T 1 | FARMLAND Taxable Total: | 10,870 |
| | | | | 100% Alberta School Foundation Fund | |
| | SW-18-24-22-4 | 58.20 Acres | | North half of LSD 5 & 6 | |
| | 242041 RGE RD 230 | | | | |
| | F | LAND & IMPROVEMENTS | T 1 | FARMLAND | 6,380 |



2020 Assessment Roll (Valuation Date 1-July, 2020) 2021 Taxation Year, Wheatland County

Assessment Year: 2020
Tax Year: 2021

| Roll | Legal Address | | | | | Total |
|---------|----------------|---------------------|--------------|---------------------------------|----------------|---------|
| 4263010 | R | | T 103 | RESIDENTIAL LAND & IMPROVEMENTS | | 468,280 |
| | | | | Taxable Total: | | 474,660 |
| | R | | E 901 | RURAL RESIDENCE EXEMPTION (RAP) | | 21,920 |
| | | | 100% | Alberta School Foundation Fund | Totals: | 496,580 |
| 4263010 | 8910177 1 1 | SW-18-24-22-4 | 8.03 Acres | SOUTHWEST CORNER | | |
| | 225074 HWY 561 | | | | | |
| 4263020 | F | LAND & IMPROVEMENTS | T 1 | FARMLAND | | 440 |
| | R | | T 103 | RESIDENTIAL LAND & IMPROVEMENTS | | 323,960 |
| | | | | Taxable Total: | | 324,400 |
| | R | | E 901 | RURAL RESIDENCE EXEMPTION (RAP) | | 440 |
| | R | | E 903 | FARM BUILDING EXEMPT | | 12,780 |
| | | | 100% | Alberta School Foundation Fund | Exempt Total: | 13,220 |
| | | | | Totals: | | 337,620 |
| 4263020 | 1710075 2 1 | SW-18-24-22-4 | 15.99 Acres | NW portion of LSD 4 | | |
| | F | LAND | T 1 | FARMLAND | Taxable Total: | 1,380 |
| | | | 100% | Alberta School Foundation Fund | | |
| 4263030 | 1710075 2 2 | SW-18-24-22-4 | 16.65 Acres | 207 M north of SW corner | | |
| | F | LAND | T 1 | FARMLAND | Taxable Total: | 1,440 |
| | | | 100% | Alberta School Foundation Fund | | |
| 4263040 | 1910276 3 1 | SW-18-24-22-4 | 60.13 Acres | LSD 3 & S. part LSD 5& 6 | | |
| | F | LAND | T 1 | FARMLAND | Taxable Total: | 14,100 |
| | | | 100% | Alberta School Foundation Fund | | |
| 4264000 | NE-19-24-22-4 | | 156.59 Acres | | | |
| | F | LAND | T 1 | FARMLAND | Taxable Total: | 25,850 |
| | | | 100% | Alberta School Foundation Fund | | |
| 4264500 | 1810401 RW 24 | NE-19-24-22-4 | 3.41 Acres | CANAL RIGHT OF WAY NE CRNR | | |
| | NR | LAND | E 167 | WESTERN IRRIGATION DIST EXEMPT | Exempt Total: | 4,000 |
| | | | 100% | Alberta School Foundation Fund | | |
| 4265000 | NW-19-24-22-4 | | 160.00 Acres | | | |
| | F | LAND | T 1 | FARMLAND | Taxable Total: | 39,570 |



2020 Assessment Roll (Valuation Date 1-July, 2020) 2021 Taxation Year, Wheatland County

Assessment Year: 2020
Tax Year: 2021

| Roll | Legal Address | | | | | | Total |
|---------|---|---------------------|-------------------------------------|-----|---------------------------------|----------------|----------------|
| | | | 100% Alberta School Foundation Fund | | | | |
| 4266000 | SE-19-24-22-4 | 160.00 Acres | | | | | |
| | F | LAND | T | 1 | FARMLAND | Taxable Total: | 26,060 |
| | | | 100% Alberta School Foundation Fund | | | | |
| 4267000 | SW-19-24-22-4 | 160.00 Acres | | | | | |
| | F | LAND | T | 1 | FARMLAND | Taxable Total: | 40,170 |
| | | | 100% Alberta School Foundation Fund | | | | |
| 4268000 | NE-20-24-22-4 | 155.81 Acres | | | | | |
| | F | LAND | T | 1 | FARMLAND | Taxable Total: | 31,480 |
| | | | 100% Alberta School Foundation Fund | | | | |
| 4268010 | 9310279 1 NE-20-24-22-4 3.68 Acres 243078 RGE RD 224 | | | | | | |
| | R | LAND & IMPROVEMENTS | T | 103 | RESIDENTIAL LAND & IMPROVEMENTS | | 258,200 |
| | R | | E | 903 | FARM BUILDING EXEMPT | | 2,400 |
| | | | 100% Alberta School Foundation Fund | | | | |
| | | | Totals: | | | | 260,600 |
| 4269000 | 1812378 2 1 W-20-24-22-4 295.07 Acres | | West Half in 3 parts | | | | |
| | F | LAND | T | 1 | FARMLAND | Taxable Total: | 60,280 |
| | | | 100% Alberta School Foundation Fund | | | | |
| 4269010 | 0614541 RW 24 W -20-24-22-4 3.19 Acres | | | | | | |
| | R | LAND | T | 104 | RESIDENTIAL VACANT LAND | Taxable Total: | 11,700 |
| | | | 100% Alberta School Foundation Fund | | | | |
| 4269500 | IRR404 RW 24 W-20-24-22-4 15.31 Acres | | Canal R-O_W | | | | |
| | NR | LAND | E | 167 | WESTERN IRRIGATION DIST EXEMPT | Exempt Total: | 17,960 |
| | | | 100% Alberta School Foundation Fund | | | | |
| 4270000 | SE-20-24-22-4 | 160.00 Acres | | | | | |
| | F | LAND | T | 1 | FARMLAND | Taxable Total: | 39,050 |
| | | | 100% Alberta School Foundation Fund | | | | |



2020 Assessment Roll (Valuation Date 1-July, 2020) 2021 Taxation Year, Wheatland County

Assessment Year: 2020
Tax Year: 2021

| Roll | Legal Address | | | | | Total |
|---------|---------------|---------------------|--------------|--|-----------------------------|---------|
| 4271010 | IRR404 OT | SW-20-24-22-4 | 3.00 Acres | | | |
| | R | LAND | | T 104 RESIDENTIAL VACANT LAND 100% Alberta School Foundation Fund | Taxable Total: | 11,500 |
| 4271015 | 0614541 RW 24 | SW-20-24-22-4 | 1.11 Acres | | | |
| | R | LAND | | T 104 RESIDENTIAL VACANT LAND 100% Alberta School Foundation Fund | Taxable Total: | 8,200 |
| 4272000 | NE-21-24-22-4 | | 158.29 Acres | | | |
| | F | LAND | | T 1 FARMLAND 100% Alberta School Foundation Fund | Taxable Total: | 17,890 |
| 4273000 | NW-21-24-22-4 | | 160.00 Acres | | | |
| | F | LAND | | T 1 FARMLAND 100% Alberta School Foundation Fund | Taxable Total: | 28,850 |
| 4274000 | SE-21-24-22-4 | | 156.90 Acres | | | |
| | F | LAND | | T 1 FARMLAND 100% Alberta School Foundation Fund | Taxable Total: | 35,290 |
| 4275000 | SW-21-24-22-4 | | 150.78 Acres | | | |
| | F | LAND | | T 1 FARMLAND 100% Alberta School Foundation Fund | Taxable Total: | 33,120 |
| 4275010 | 9112087 1 | SW-21-24-22-4 | 2.67 Acres | | SOUTHWEST CORNER | |
| | | 243003 RGE RD 224 | | | | |
| | R | LAND & IMPROVEMENTS | | T 103 RESIDENTIAL LAND & IMPROVEMENTS 100% Alberta School Foundation Fund | Taxable Total: | 241,000 |
| 4275500 | 1810401 RW 24 | SW-21-24-22-4 | 6.55 Acres | | CANAL RIGHT OF WAY WESTERLY | |
| | NR | LAND | | E 167 WESTERN IRRIGATION DIST EXEMPT 100% Alberta School Foundation Fund | Exempt Total: | 6,990 |
| 4276000 | NE-22-24-22-4 | | 157.70 Acres | | | |
| | F | LAND | | T 1 FARMLAND | Taxable Total: | 20,450 |



2020 Assessment Roll (Valuation Date 1-July, 2020) 2021 Taxation Year, Wheatland County

Assessment Year: 2020
Tax Year: 2021

| Roll | Legal Address | | | | | | | | | | Total |
|---------|-------------------------------------|---------------------|--------------|---|------------------|---------------------------------|--|----------------|--|---------|---------|
| | 100% Alberta School Foundation Fund | | | | | | | | | | |
| 4277000 | NW-22-24-22-4 | | 156.94 Acres | | | | | | | | |
| | F | LAND | | T | 1 | FARMLAND | | Taxable Total: | | 19,580 | |
| | 100% Alberta School Foundation Fund | | | | | | | | | | |
| 4277010 | 1811443 1 1 NW-22-24-22-4 | | 3.06 Acres | | NW CORNER LSD 12 | | | | | | |
| | 243055 RGE RD 223 | | | | | | | | | | |
| | R | LAND & IMPROVEMENTS | | T | 103 | RESIDENTIAL LAND & IMPROVEMENTS | | Taxable Total: | | 450,800 | |
| | 100% Alberta School Foundation Fund | | | | | | | | | | |
| 4278000 | SE-22-24-22-4 | | 157.94 Acres | | | | | | | | |
| | F | LAND | | T | 1 | FARMLAND | | Taxable Total: | | 39,690 | |
| | 100% Alberta School Foundation Fund | | | | | | | | | | |
| 4279000 | SW-22-24-22-4 | | 156.00 Acres | | | | | | | | |
| | 243029 RGE RD 223 | | | | | | | | | | |
| | F | LAND & IMPROVEMENTS | | T | 1 | FARMLAND | | | | 36,300 | |
| | R | | | T | 103 | RESIDENTIAL LAND & IMPROVEMENTS | | | | 249,340 | |
| | Taxable Total: | | | | | | | | | | 285,640 |
| | R | | | E | 901 | RURAL RESIDENCE EXEMPTION (RAP) | | | | 61,540 | |
| | R | | | E | 903 | FARM BUILDING EXEMPT | | | | 2,790 | |
| | 100% Alberta School Foundation Fund | | | | | | | | | | |
| | Exempt Total: | | | | | | | | | | 64,330 |
| | Totals: | | | | | | | | | | 349,970 |
| 4280000 | NE-23-24-22-4 | | 160.00 Acres | | | | | | | | |
| | 243064 RGE RD 221 | | | | | | | | | | |
| | F | LAND & IMPROVEMENTS | | T | 1 | FARMLAND | | | | 41,060 | |
| | R | | | T | 103 | RESIDENTIAL LAND & IMPROVEMENTS | | | | 388,260 | |
| | Taxable Total: | | | | | | | | | | 429,320 |
| | R | | | E | 901 | RURAL RESIDENCE EXEMPTION (RAP) | | | | 61,540 | |
| | R | | | E | 903 | FARM BUILDING EXEMPT | | | | 57,000 | |
| | 100% Alberta School Foundation Fund | | | | | | | | | | |
| | Exempt Total: | | | | | | | | | | 118,540 |
| | Totals: | | | | | | | | | | 547,860 |
| 4281000 | NW-23-24-22-4 | | 159.34 Acres | | | | | | | | |
| | F | LAND | | T | 1 | FARMLAND | | Taxable Total: | | 20,120 | |
| | 100% The Golden Hills Reg. Div. 15 | | | | | | | | | | |
| 4282000 | SE-23-24-22-4 | | 160.00 Acres | | | | | | | | |



2020 Assessment Roll (Valuation Date 1-July, 2020) 2021 Taxation Year, Wheatland County

Assessment Year: 2020
Tax Year: 2021

| Roll | Legal Address | | | | | Taxable Total: | Total |
|---------|---------------|--------------|---|---|-------------------------------------|----------------|--------|
| | F | LAND | T | 1 | FARMLAND | | |
| | | | | | 100% The Golden Hills Reg. Div. 15 | | 36,130 |
| 4283000 | SW-23-24-22-4 | 118.10 Acres | | | | SOUTH OF CREEK | |
| | F | LAND | T | 1 | FARMLAND | Taxable Total: | 17,860 |
| | | | | | 100% Alberta School Foundation Fund | | |
| 4284000 | SW-23-24-22-4 | 41.90 Acres | | | | NORTH OF CREEK | |
| | F | LAND | T | 1 | FARMLAND | Taxable Total: | 2,680 |
| | | | | | 100% The Golden Hills Reg. Div. 15 | | |
| 4285000 | NE-24-24-22-4 | 80.00 Acres | | | | LSD 15 & 16 | |
| | F | LAND | T | 1 | FARMLAND | Taxable Total: | 20,780 |
| | | | | | 100% Alberta School Foundation Fund | | |
| 4286000 | NE-24-24-22-4 | 80.00 Acres | | | | LSD 9 & 10 | |
| | F | LAND | T | 1 | FARMLAND | Taxable Total: | 20,780 |
| | | | | | 100% Alberta School Foundation Fund | | |
| 4287000 | NW-24-24-22-4 | 160.00 Acres | | | | | |
| | F | LAND | T | 1 | FARMLAND | Taxable Total: | 42,260 |
| | | | | | 100% Alberta School Foundation Fund | | |
| 4288000 | SE-24-24-22-4 | 160.00 Acres | | | | | |
| | F | LAND | T | 1 | FARMLAND | Taxable Total: | 41,000 |
| | | | | | 100% The Golden Hills Reg. Div. 15 | | |
| 4289000 | SW-24-24-22-4 | 160.00 Acres | | | | | |
| | F | LAND | T | 1 | FARMLAND | Taxable Total: | 40,760 |
| | | | | | 100% The Golden Hills Reg. Div. 15 | | |
| 4290000 | NE-25-24-22-4 | 160.00 Acres | | | | | |
| | F | LAND | T | 1 | FARMLAND | Taxable Total: | 40,290 |
| | | | | | 100% Alberta School Foundation Fund | | |



2020 Assessment Roll (Valuation Date 1-July, 2020) 2021 Taxation Year, Wheatland County

Assessment Year: 2020
Tax Year: 2021

| Roll | Legal Address | Total |
|---------|---|-------|
| 4291000 | NW-25-24-22-4 160.00 Acres | |
| | F LAND T 1 FARMLAND Taxable Total: 35,690 | |
| | 100% The Golden Hills Reg. Div. 15 | |
| 4292000 | SE-25-24-22-4 160.00 Acres | |
| | F LAND T 1 FARMLAND Taxable Total: 41,130 | |
| | 100% Alberta School Foundation Fund | |
| 4293000 | SW-25-24-22-4 160.00 Acres | |
| | F LAND T 1 FARMLAND Taxable Total: 40,990 | |
| | 100% Alberta School Foundation Fund | |
| 4294000 | NE-26-24-22-4 160.00 Acres | |
| | F LAND T 1 FARMLAND Taxable Total: 41,250 | |
| | 100% Alberta School Foundation Fund | |
| 4295000 | NW-26-24-22-4 160.00 Acres | |
| | 244061 HWY 840 | |
| | F LAND & IMPROVEMENTS T 1 FARMLAND 22,480 | |
| | R T 103 RESIDENTIAL LAND & IMPROVEMENTS 520,090 | |
| | R Taxable Total: 542,570 | |
| | E 901 RURAL RESIDENCE EXEMPTION (RAP) 92,310 | |
| | 100% The Golden Hills Reg. Div. 15 Totals: 634,880 | |
| 4296000 | SE-26-24-22-4 160.00 Acres | |
| | 244026 RGE RD 221 | |
| | F LAND & IMPROVEMENTS T 1 FARMLAND 40,870 | |
| | R T 103 RESIDENTIAL LAND & IMPROVEMENTS 194,790 | |
| | R Taxable Total: 235,660 | |
| | E 901 RURAL RESIDENCE EXEMPTION (RAP) 61,540 | |
| | E 903 FARM BUILDING EXEMPT 63,910 | |
| | 100% Alberta School Foundation Fund Exempt Total: 125,450 | |
| | Totals: 361,110 | |
| 4297000 | SW-26-24-22-4 160.00 Acres | |
| | F LAND T 1 FARMLAND Taxable Total: 25,820 | |
| | 100% The Golden Hills Reg. Div. 15 | |



2020 Assessment Roll (Valuation Date 1-July, 2020) 2021 Taxation Year, Wheatland County

Assessment Year: 2020
Tax Year: 2021

| Roll | Legal Address | | | | | | Total |
|---------|-----------------------|--------------|------------------|-------------------------------------|----------------|--|---------|
| 4298000 | NE-27-24-22-4 | 157.94 Acres | | | | | |
| | F LAND | | T 1 | FARMLAND | Taxable Total: | | 39,400 |
| | | | | 100% Alberta School Foundation Fund | | | |
| 4299000 | NW-27-24-22-4 | 160.00 Acres | | | | | |
| | F LAND | | T 1 | FARMLAND | Taxable Total: | | 36,020 |
| | | | | 100% Alberta School Foundation Fund | | | |
| 4300000 | SE-27-24-22-4 | 157.94 Acres | | | | | |
| | F LAND | | T 1 | FARMLAND | Taxable Total: | | 36,170 |
| | | | | 100% Alberta School Foundation Fund | | | |
| 4301000 | SW-27-24-22-4 | 160.00 Acres | | | | | |
| | F LAND | | T 1 | FARMLAND | Taxable Total: | | 22,080 |
| | | | | 100% Alberta School Foundation Fund | | | |
| 4302000 | NE-28-24-22-4 | 147.53 Acres | | | | | |
| | F LAND | | T 1 | FARMLAND | Taxable Total: | | 38,630 |
| | | | | 100% Alberta School Foundation Fund | | | |
| 4303000 | NE-28-24-22-4 | 12.47 Acres | | | | | |
| | 244052 RGE RD 223 | | SOUTHEAST CORNER | | | | |
| | F LAND & IMPROVEMENTS | | T 1 | FARMLAND | | | 1,900 |
| | R | | T 103 | RESIDENTIAL LAND & IMPROVEMENTS | | | 301,800 |
| | | | | | Taxable Total: | | 303,700 |
| | R | | E 901 | RURAL RESIDENCE EXEMPTION (RAP) | | | 1,900 |
| | R | | E 903 | FARM BUILDING EXEMPT | | | 8,100 |
| | | | | 100% Alberta School Foundation Fund | Exempt Total: | | 10,000 |
| | | | | | Totals: | | 313,700 |
| 4304000 | NW-28-24-22-4 | 160.00 Acres | | | | | |
| | F LAND | | T 1 | FARMLAND | Taxable Total: | | 34,220 |
| | | | | 100% Alberta School Foundation Fund | | | |
| 4305000 | SE-28-24-22-4 | 160.00 Acres | | | | | |
| | F LAND | | T 1 | FARMLAND | Taxable Total: | | 30,560 |



2020 Assessment Roll (Valuation Date 1-July, 2020) 2021 Taxation Year, Wheatland County

Assessment Year: 2020
Tax Year: 2021

| Roll | Legal Address | | | | | | Total |
|---------|---------------------------------------|---------------------|--|-----|---------------------------------|----------------|---------|
| 4306000 | SW-28-24-22-4 160.00 Acres | | 100% Alberta School Foundation Fund | | | | |
| | F | LAND | T | 1 | FARMLAND | Taxable Total: | 24,690 |
| 4309000 | NE-29-24-22-4 0.51 Acres | | 100% Alberta School Foundation Fund EAST OF THE ROAD | | | | |
| | R | LAND | T | 104 | RESIDENTIAL VACANT LAND | Taxable Total: | 1,600 |
| 4310000 | NE-29-24-22-4 0.20 Acres | | 100% Alberta School Foundation Fund S.OF CREEK, S.E. CORNER LSD 10 | | | | |
| | R | LAND | T | 104 | RESIDENTIAL VACANT LAND | Taxable Total: | 900 |
| 4311000 | 7865FA B,C NW-29-24-22-4 160.22 Acres | | | | | | |
| | F | LAND | T | 1 | FARMLAND | Taxable Total: | 23,630 |
| 4311010 | 9312154 1 NW-29-24-22-4 3.88 Acres | | 100% Alberta School Foundation Fund N.W. CORNER OF N.W. 29 AND 245003 RGE RD 225 | | | | |
| | R | LAND & IMPROVEMENTS | T | 103 | RESIDENTIAL LAND & IMPROVEMENTS | Taxable Total: | 322,100 |
| 4314000 | SE-29-24-22-4 143.56 Acres | | 100% Alberta School Foundation Fund SOUTH OF CREEK | | | | |
| | F | LAND | T | 1 | FARMLAND | Taxable Total: | 20,540 |
| 4315000 | 7865FA A,D SE-29-24-22-4 163.23 Acres | | 100% Alberta School Foundation Fund | | | | |
| | F | LAND & IMPROVEMENTS | T | 1 | FARMLAND | | 29,210 |
| | R | | T | 103 | RESIDENTIAL LAND & IMPROVEMENTS | | 318,490 |
| | R | | E | 901 | RURAL RESIDENCE EXEMPTION (RAP) | Taxable Total: | 347,700 |
| 4317000 | SW-29-24-22-4 160.00 Acres | | 100% Alberta School Foundation Fund | | | | |
| | F | LAND | T | 1 | FARMLAND | Totals: | 440,010 |
| | | | | | | | |
| | F | LAND | T | 1 | FARMLAND | Taxable Total: | 38,160 |



2020 Assessment Roll (Valuation Date 1-July, 2020) 2021 Taxation Year, Wheatland County

Assessment Year: 2020
Tax Year: 2021

| Roll | Legal Address | | | | | | Total |
|---------|----------------------------|--------------|-------------------------------------|---------------------------------|-------------------------------|--|---------|
| | | | 100% Alberta School Foundation Fund | | | | |
| 4318000 | NE-30-24-22-4 | 160.00 Acres | | | | | |
| | F LAND | | T 1 | FARMLAND | Taxable Total: | | 31,330 |
| | | | 100% Alberta School Foundation Fund | | | | |
| 4319000 | NW-30-24-22-4 | 76.40 Acres | | | NORTH HALF | | |
| | F LAND | | T 1 | FARMLAND | Taxable Total: | | 12,740 |
| | | | 100% Alberta School Foundation Fund | | | | |
| 4320000 | NW-30-24-22-4 | 76.02 Acres | | | SOUTH HALF | | |
| | F LAND | | T 1 | FARMLAND | Taxable Total: | | 15,760 |
| | | | 100% Alberta School Foundation Fund | | | | |
| 4320500 | IRR347 RW 24 NW-30-24-22-4 | 11.93 Acres | | | CANAL RIGHT OF WAY | | |
| | NR LAND | | E 167 | WESTERN IRRIGATION DIST EXEMPT | Exempt Total: | | 11,450 |
| | | | 100% Alberta School Foundation Fund | | | | |
| 4321000 | 1811747 1 1 SE-30-24-22-4 | 137.28 Acres | | | NORTHEAST OF IRRIGATION DITCH | | |
| | 225010A TWP RD 244 | | | | | | |
| | F LAND & IMPROVEMENTS | | T 1 | FARMLAND | | | 10,540 |
| | R | | T 103 | RESIDENTIAL LAND & IMPROVEMENTS | | | 221,260 |
| | | | Taxable Total: | | | | 231,800 |
| | R | | E 901 | RURAL RESIDENCE EXEMPTION (RAP) | | | 61,540 |
| | R | | E 903 | FARM BUILDING EXEMPT | | | 4,660 |
| | | | 100% Alberta School Foundation Fund | | | | |
| | | | Exempt Total: | | | | 66,200 |
| | | | Totals: | | | | 298,000 |
| 4322000 | SE-30-24-22-4 | 17.66 Acres | | | SOUTHWEST CORNER | | |
| | F LAND | | T 1 | FARMLAND | Taxable Total: | | 3,520 |
| | | | 100% Alberta School Foundation Fund | | | | |
| 4324000 | SW-30-24-22-4 | 155.84 Acres | | | | | |
| | F LAND | | T 1 | FARMLAND | Taxable Total: | | 37,310 |
| | | | 100% Alberta School Foundation Fund | | | | |
| 4325000 | NE-31-24-22-4 | 80.00 Acres | | | WEST HALF | | |
| | 225041 TWP RD 250 | | | | | | |



2020 Assessment Roll (Valuation Date 1-July, 2020) 2021 Taxation Year, Wheatland County

Assessment Year: 2020
Tax Year: 2021

| Roll | Legal Address | | | | | Total | |
|-------------------------------------|--|----------------------------|-----------------------------|-----|---------------------------------|---------------------------------|----------------|
| 4326000 | F | LAND & IMPROVEMENTS | T | 1 | FARMLAND | 9,600 | |
| | R | | T | 103 | RESIDENTIAL LAND & IMPROVEMENTS | 321,200 | |
| | Taxable Total: | | | | | 330,800 | |
| | R | | E | 901 | RURAL RESIDENCE EXEMPTION (RAP) | 9,600 | |
| | 100% Alberta School Foundation Fund | | | | | Totals: 340,400 | |
| 4326000 | NE-31-24-22-4 41.08 Acres 245066 RGE RD 225 | | EAST HALF, WEST OF THE ROAD | | | | |
| 4327000 | F | LAND & IMPROVEMENTS | T | 1 | FARMLAND | 1,490 | |
| | R | | T | 103 | RESIDENTIAL LAND & IMPROVEMENTS | 263,900 | |
| | 100% Alberta School Foundation Fund | | | | | Taxable Total: 265,390 | |
| | EAST HALF, EAST OF THE ROAD | | | | | | |
| | 4327000 | F | LAND & IMPROVEMENTS | T | 1 | FARMLAND | 2,360 |
| R | | | T | 103 | RESIDENTIAL LAND & IMPROVEMENTS | 244,550 | |
| Taxable Total: | | | | | 246,910 | | |
| R | | | E | 901 | RURAL RESIDENCE EXEMPTION (RAP) | 3,850 | |
| 100% Alberta School Foundation Fund | | | | | Totals: 250,760 | | |
| 4328000 | NW-31-24-22-4 143.00 Acres | | | | | | |
| 4328010 | F | LAND | T | 1 | FARMLAND | 29,530 | |
| | 100% Alberta School Foundation Fund | | | | | Taxable Total: | |
| | NW Corner | | | | | | |
| | 4328010 | F | LAND & IMPROVEMENTS | T | 1 | FARMLAND | 2,850 |
| | | R | | T | 103 | RESIDENTIAL LAND & IMPROVEMENTS | 421,350 |
| Taxable Total: | | | | | 424,200 | | |
| R | | | E | 901 | RURAL RESIDENCE EXEMPTION (RAP) | 2,850 | |
| 4329000 | | R | | E | 903 | FARM BUILDING EXEMPT | 41,150 |
| | 100% Alberta School Foundation Fund | | | | | Exempt Total: 44,000 | |
| | Totals: | | | | | 468,200 | |
| | 4329000 | SE-31-24-22-4 151.50 Acres | | | | | |
| | 4330000 | F | LAND | T | 1 | FARMLAND | 26,970 |
| 100% Alberta School Foundation Fund | | | | | Taxable Total: | | |
| SW-31-24-22-4 150.60 Acres | | | | | | | |
| 4330000 | | F | LAND | T | 1 | FARMLAND | 36,240 |
| | | | | | | | Taxable Total: |
| | | | | | | | |
| | | | | | | | |
| | | | | | | | |



2020 Assessment Roll (Valuation Date 1-July, 2020) 2021 Taxation Year, Wheatland County

Assessment Year: 2020
Tax Year: 2021

| Roll | Legal Address | | | | | | Total |
|---------|------------------------------|--------------|-------------------------------------|--|----------------|-----------------------|--------|
| | | | 100% Alberta School Foundation Fund | | | | |
| 4331000 | NE-32-24-22-4 | 160.00 Acres | | | | | |
| | F LAND | | T 1 FARMLAND | | Taxable Total: | | 39,950 |
| | | | 100% Alberta School Foundation Fund | | | | |
| 4332000 | NW-32-24-22-4 | 124.32 Acres | | | | NORTHEAST OF CREEK | |
| | F LAND | | T 1 FARMLAND | | Taxable Total: | | 15,310 |
| | | | 100% Alberta School Foundation Fund | | | | |
| 4334000 | 8423Q NW-32-24-22-4 | 0.76 Acres | | | | ABAND. ROAD ALLOWANCE | |
| | R LAND | | T 104 RESIDENTIAL VACANT LAND | | Taxable Total: | | 12,600 |
| | | | 100% Alberta School Foundation Fund | | | | |
| 4335000 | SE-32-24-22-4 | 160.00 Acres | | | | | |
| | F LAND | | T 1 FARMLAND | | Taxable Total: | | 36,380 |
| | | | 100% Alberta School Foundation Fund | | | | |
| 4336000 | 5245FR A,B,C,D W -32-24-22-4 | 144.52 Acres | | | | WEST OF CREEK | |
| | F LAND | | T 1 FARMLAND | | Taxable Total: | | 22,890 |
| | | | 100% Alberta School Foundation Fund | | | | |
| 4337000 | SW-32-24-22-4 | 48.88 Acres | | | | EAST OF CREEK | |
| | F LAND | | T 1 FARMLAND | | Taxable Total: | | 3,120 |
| | | | 100% Alberta School Foundation Fund | | | | |
| 4339000 | NE-33-24-22-4 | 160.00 Acres | | | | | |
| | F LAND | | T 1 FARMLAND | | Taxable Total: | | 42,660 |
| | | | 100% Alberta School Foundation Fund | | | | |
| 4340000 | NW-33-24-22-4 | 160.00 Acres | | | | | |
| | F LAND | | T 1 FARMLAND | | Taxable Total: | | 41,430 |
| | | | 100% Alberta School Foundation Fund | | | | |
| 4341000 | SE-33-24-22-4 | 160.00 Acres | | | | | |



2020 Assessment Roll (Valuation Date 1-July, 2020) 2021 Taxation Year, Wheatland County

Assessment Year: 2020
Tax Year: 2021

| Roll | Legal Address | | | | | Total |
|---------|---------------------|---------------------|-------------------------------------|-----|---------------------------------|-----------------------|
| | F | LAND | T | 1 | FARMLAND | Taxable Total: 41,070 |
| 4342000 | SW-33-24-22-4 | 160.00 Acres | 100% Alberta School Foundation Fund | | | |
| | F | LAND | T | 1 | FARMLAND | Taxable Total: 37,900 |
| 4343000 | NE-34-24-22-4 | 158.48 Acres | 100% Alberta School Foundation Fund | | | |
| | F | LAND | T | 1 | FARMLAND | Taxable Total: 28,950 |
| 4344000 | NW-34-24-22-4 | 159.08 Acres | 100% Alberta School Foundation Fund | | | |
| | | 222045 TWP RD 250 | | | | |
| | F | LAND & IMPROVEMENTS | T | 1 | FARMLAND | 36,630 |
| | R | | T | 103 | RESIDENTIAL LAND & IMPROVEMENTS | 429,460 |
| | | | Taxable Total: | | | 466,090 |
| | R | | E | 901 | RURAL RESIDENCE EXEMPTION (RAP) | 61,540 |
| | | | 100% Alberta School Foundation Fund | | | Totals: 527,630 |
| 4345000 | 408JK NW-34-24-22-4 | 0.92 Acres | Southwest Corner | | | |
| | R | LAND & IMPROVEMENTS | T | 103 | RESIDENTIAL LAND & IMPROVEMENTS | Taxable Total: 51,800 |
| | | | 100% Alberta School Foundation Fund | | | |
| 4346000 | SE-34-24-22-4 | 159.22 Acres | | | | |
| | F | LAND | T | 1 | FARMLAND | Taxable Total: 32,300 |
| | | | 100% Alberta School Foundation Fund | | | |
| 4347000 | SW-34-24-22-4 | 160.00 Acres | | | | |
| | F | LAND | T | 1 | FARMLAND | Taxable Total: 42,110 |
| | | | 100% Alberta School Foundation Fund | | | |
| 4348000 | NE-35-24-22-4 | 159.01 Acres | | | | |
| | F | LAND | T | 1 | FARMLAND | Taxable Total: 41,490 |
| | | | 100% Alberta School Foundation Fund | | | |
| 4349000 | NW-35-24-22-4 | 155.84 Acres | | | | |
| | | 245055A HWY 840 | | | | |
| | F | LAND & IMPROVEMENTS | T | 1 | FARMLAND | 40,170 |



2020 Assessment Roll (Valuation Date 1-July, 2020) 2021 Taxation Year, Wheatland County

Assessment Year: 2020
Tax Year: 2021

| Roll | Legal Address | | | | Total |
|---------|---|-------|---------------------------------|----------------|---------|
| | R | T 103 | RESIDENTIAL LAND & IMPROVEMENTS | 523,680 | |
| | | | Taxable Total: | 563,850 | |
| | R | E 901 | RURAL RESIDENCE EXEMPTION (RAP) | 92,310 | |
| | R | E 903 | FARM BUILDING EXEMPT | 18,500 | |
| | | 100% | Alberta School Foundation Fund | Exempt Total: | 110,810 |
| | | | Totals: | 674,660 | |
| 4349010 | 8910745 1 NW-35-24-22-4 2.17 Acres 245041 HWY 840 | | SOUTHWEST CORNER | | |
| | R LAND & IMPROVEMENTS | T 103 | RESIDENTIAL LAND & IMPROVEMENTS | Taxable Total: | 282,900 |
| | | 100% | Alberta School Foundation Fund | | |
| 4350000 | SE-35-24-22-4 160.00 Acres | | | | |
| | F LAND | T 1 | FARMLAND | Taxable Total: | 41,580 |
| | | 100% | Alberta School Foundation Fund | | |
| 4351000 | SW-35-24-22-4 130.65 Acres | | | | |
| | F LAND | T 1 | FARMLAND | Taxable Total: | 33,560 |
| | | 100% | Alberta School Foundation Fund | | |
| 4351010 | 9311564 1 SW-35-24-22-4 21.97 Acres 245025 HWY 840 | | Southwest Corner | | |
| | F LAND & IMPROVEMENTS | T 1 | FARMLAND | 2,190 | |
| | R | T 103 | RESIDENTIAL LAND & IMPROVEMENTS | 172,260 | |
| | | | Taxable Total: | 174,450 | |
| | R | E 901 | RURAL RESIDENCE EXEMPTION (RAP) | 61,540 | |
| | R | E 903 | FARM BUILDING EXEMPT | 45,050 | |
| | | 100% | Alberta School Foundation Fund | Exempt Total: | 106,590 |
| | | | Totals: | 281,040 | |
| 4352000 | NE-36-24-22-4 160.00 Acres | | | | |
| | F LAND | T 1 | FARMLAND | Taxable Total: | 39,350 |
| | | 100% | Alberta School Foundation Fund | | |
| 4353000 | NW-36-24-22-4 159.01 Acres | | | | |
| | F LAND | T 1 | FARMLAND | Taxable Total: | 41,070 |
| | | 100% | The Golden Hills Reg. Div. 15 | | |
| 4354000 | SE-36-24-22-4 160.00 Acres | | | | |



2020 Assessment Roll (Valuation Date 1-July, 2020) 2021 Taxation Year, Wheatland County

Assessment Year: 2020
Tax Year: 2021

| Roll | Legal Address | | | | | | Total |
|---------|--------------------------|---------------------|---|-----|-------------------------------------|----------------|---------|
| | F | LAND | T | 1 | FARMLAND | Taxable Total: | 41,060 |
| 4355000 | SW-36-24-22-4 | 160.00 Acres | | | 100% Alberta School Foundation Fund | | |
| | F | LAND | T | 1 | FARMLAND | Taxable Total: | 41,240 |
| 4356000 | NE-1-25-22-4 | 158.00 Acres | | | 100% Alberta School Foundation Fund | | |
| | F | LAND | T | 1 | FARMLAND | Taxable Total: | 33,560 |
| 4357000 | NW-1-25-22-4 | 79.00 Acres | | | 100% Alberta School Foundation Fund | | |
| | F | LAND | T | 1 | FARMLAND | Taxable Total: | 18,860 |
| 4358000 | NW-1-25-22-4 | 75.00 Acres | | | 100% The Golden Hills Reg. Div. 15 | | |
| | F | LAND | T | 1 | FARMLAND | Taxable Total: | 15,330 |
| 4358010 | 1211438 1 1 NW-1-25-22-4 | 4.00 Acres | | | 100% Alberta School Foundation Fund | | |
| | F | LAND | T | 1 | FARMLAND | Taxable Total: | 650 |
| 4359000 | SE-1-25-22-4 | 160.00 Acres | | | 100% Alberta School Foundation Fund | | |
| | F | LAND | T | 1 | FARMLAND | Taxable Total: | 36,590 |
| 4360000 | SW-1-25-22-4 | 159.01 Acres | | | 100% Alberta School Foundation Fund | | |
| | F | LAND | T | 1 | FARMLAND | Taxable Total: | 38,920 |
| 4361000 | NE-2-25-22-4 | 152.00 Acres | | | 100% Alberta School Foundation Fund | | |
| | F | LAND & IMPROVEMENTS | T | 1 | FARMLAND | | 36,220 |
| | R | | T | 103 | RESIDENTIAL LAND & IMPROVEMENTS | | 437,980 |
| | R | | E | 901 | RURAL RESIDENCE EXEMPTION (RAP) | Taxable Total: | 474,200 |
| | | | | | | | 36,220 |



2020 Assessment Roll (Valuation Date 1-July, 2020) 2021 Taxation Year, Wheatland County

Assessment Year: 2020
Tax Year: 2021

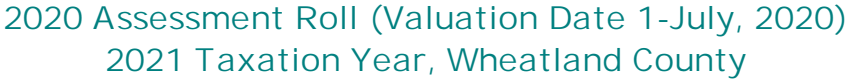
| Roll | Legal Address | | | | Total |
|---------|-----------------------|---------------------------|---------------------------------------|-------------------------------|---------|
| | R | | E 903 FARM BUILDING EXEMPT | | 208,080 |
| | | | 100% Alberta School Foundation Fund | Exempt Total: | 244,300 |
| | | | | Totals: | 718,500 |
| 4362000 | NE-2-25-22-4 | 6.00 Acres | | NORTHWEST CORNER | |
| | 221031 TWP RD 251 | | | | |
| | F LAND & IMPROVEMENTS | | T 1 FARMLAND | | 510 |
| | R | | T 103 RESIDENTIAL LAND & IMPROVEMENTS | | 203,890 |
| | | | | Taxable Total: | 204,400 |
| | R | | E 901 RURAL RESIDENCE EXEMPTION (RAP) | | 510 |
| | | | 100% Alberta School Foundation Fund | Totals: | 204,910 |
| 4363000 | 1411903 1 1 | NW-2-25-22-4 109.69 Acres | | 6.57 Ac's in Standard Village | |
| | F LAND | | T 1 FARMLAND | Taxable Total: | 24,820 |
| | | | 100% Alberta School Foundation Fund | | |
| 4364000 | SE-2-25-22-4 | 159.26 Acres | | | |
| | 250004 RGE RD 221 | | | | |
| | F LAND & IMPROVEMENTS | | T 1 FARMLAND | | 40,150 |
| | R | | T 103 RESIDENTIAL LAND & IMPROVEMENTS | | 300,960 |
| | | | | Taxable Total: | 341,110 |
| | R | | E 901 RURAL RESIDENCE EXEMPTION (RAP) | | 61,540 |
| | | | 100% Alberta School Foundation Fund | Totals: | 402,650 |
| 4365000 | SW-2-25-22-4 | 153.38 Acres | | | |
| | 250035 HWY 840 | | | | |
| | F LAND & IMPROVEMENTS | | T 1 FARMLAND | | 38,800 |
| | R | | T 103 RESIDENTIAL LAND & IMPROVEMENTS | | 242,750 |
| | | | | Taxable Total: | 281,550 |
| | R | | E 901 RURAL RESIDENCE EXEMPTION (RAP) | | 39,850 |
| | R | | E 903 FARM BUILDING EXEMPT | | 5,020 |
| | | | 100% Alberta School Foundation Fund | Exempt Total: | 44,870 |
| | | | | Totals: | 326,420 |
| 4365010 | 0714749 1 1 | SW-2-25-22-4 5.63 Acres | | S.E. Corner LSD 3 | |
| | F LAND | | T 1 FARMLAND | Taxable Total: | 1,050 |
| | | | 100% Alberta School Foundation Fund | | |
| 4366000 | NW-3-25-22-4 | 138.49 Acres | | SOUTHEAST CORNER | |
| | F LAND | | T 1 FARMLAND | Taxable Total: | 27,520 |



2020 Assessment Roll (Valuation Date 1-July, 2020) 2021 Taxation Year, Wheatland County

Assessment Year: 2020
Tax Year: 2021

| Roll | Legal Address | | | | | Total |
|---------|---|-------------------------------------|---------------------------------|--|----------------|---------|
| | | 100% Alberta School Foundation Fund | | | | |
| 4367000 | 7711507 RW 25 NW-3-25-22-4 21.51 Acres | STANDARD LAGOON SITE | | | | |
| | NR LAND | E 162 | OTHER MUNICIPAL EXEMPT | | Exempt Total: | 146,490 |
| | | 100% Alberta School Foundation Fund | | | | |
| 4368000 | SE-3-25-22-4 105.96 Acres 250036 HWY 840 | LSD 1,PTN 7 & ALL OF 8 | | | | |
| | F LAND & IMPROVEMENTS | T 1 | FARMLAND | | | 13,560 |
| | R | T 103 | RESIDENTIAL LAND & IMPROVEMENTS | | | 156,840 |
| | | Taxable Total: | | | | 170,400 |
| | R | E 901 | RURAL RESIDENCE EXEMPTION (RAP) | | | 13,560 |
| | | 100% Alberta School Foundation Fund | | | | |
| | | Totals: | | | | 183,960 |
| 4368010 | 1511690 1 1 SE-3-25-22-4 1.98 Acres | NW Corner of LSD 8 | | | | |
| | NR LAND | E 155 | WHEATLAND COUNTY EXEMPT | | Exempt Total: | 40,740 |
| | | 100% Alberta School Foundation Fund | | | | |
| 4369000 | SE-3-25-22-4 40.00 Acres 222036 TWP RD 250 | LSD 2 | | | | |
| | F LAND & IMPROVEMENTS | T 1 | FARMLAND | | | 5,870 |
| | R | T 103 | RESIDENTIAL LAND & IMPROVEMENTS | | | 451,130 |
| | | Taxable Total: | | | | 457,000 |
| | R | E 901 | RURAL RESIDENCE EXEMPTION (RAP) | | | 5,870 |
| | | 100% Alberta School Foundation Fund | | | | |
| | | Totals: | | | | 462,870 |
| 4370000 | SE-3-25-22-4 10.00 Acres | NORTHWEST CORNER | | | | |
| | NR LAND | E 162 | OTHER MUNICIPAL EXEMPT | | Exempt Total: | 111,000 |
| | | 100% Alberta School Foundation Fund | | | | |
| 4371000 | SW-3-25-22-4 160.00 Acres | | | | | |
| | F LAND | T 1 | FARMLAND | | Taxable Total: | 33,330 |
| | | 100% Alberta School Foundation Fund | | | | |
| 4372000 | NE-4-25-22-4 159.18 Acres | | | | | |
| | F LAND | T 1 | FARMLAND | | Taxable Total: | 40,110 |
| | | 100% Alberta School Foundation Fund | | | | |



| Roll | Legal Address | | | | | Total |
|---------|--------------------------------------|--------------|---------------------------------------|--------------------------------|--|---------|
| 4373000 | NW-4-25-22-4 | 131.56 Acres | | | | |
| | F LAND | | T 1 FARMLAND | Taxable Total: | | 32,800 |
| | | | 100% Alberta School Foundation Fund | | | |
| 4373010 | 2010156 1 1 NW-4-25-22-4 27.62 Acres | | | NE CORNER LSD 14 | | |
| | 223049 TWP RD 251 | | | | | |
| | F LAND & IMPROVEMENTS | | T 1 FARMLAND | | | 6,200 |
| | R | | T 103 RESIDENTIAL LAND & IMPROVEMENTS | | | 328,200 |
| | | | | Taxable Total: | | 334,400 |
| | R | | E 901 RURAL RESIDENCE EXEMPTION (RAP) | | | 6,200 |
| | R | | E 903 FARM BUILDING EXEMPT | | | 250,580 |
| | | | 100% Alberta School Foundation Fund | Exempt Total: | | 256,780 |
| | | | | Totals: | | 591,180 |
| 4374000 | SE-4-25-22-4 | 160.00 Acres | | | | |
| | F LAND | | T 1 FARMLAND | Taxable Total: | | 39,810 |
| | | | 100% Alberta School Foundation Fund | | | |
| 4376000 | SW-4-25-22-4 | 160.00 Acres | | | | |
| | F LAND | | T 1 FARMLAND | Taxable Total: | | 40,410 |
| | | | 100% Alberta School Foundation Fund | | | |
| 4377000 | NE-5-25-22-4 | 159.18 Acres | | | | |
| | F LAND | | T 1 FARMLAND | Taxable Total: | | 35,240 |
| | | | 100% Alberta School Foundation Fund | | | |
| 4378000 | NW-5-25-22-4 | 153.55 Acres | | | | |
| | F LAND | | T 1 FARMLAND | Taxable Total: | | 23,770 |
| | | | 100% Alberta School Foundation Fund | | | |
| 4378010 | RY372 RLY 25 NW-5-25-22-4 0.35 Acres | | | RAILWAY IN NORTHEAST CORNER | | |
| | R LAND | | T 104 RESIDENTIAL VACANT LAND | Taxable Total: | | 3,800 |
| | | | 100% Alberta School Foundation Fund | | | |
| 4378020 | RY372 NW-5-25-22-4 6,600 Sq. Feet | | | Orig. Rd Allow. adjoining west | | |
| | R LAND | | T 104 RESIDENTIAL VACANT LAND | Taxable Total: | | 3,000 |



2020 Assessment Roll (Valuation Date 1-July, 2020) 2021 Taxation Year, Wheatland County

Assessment Year: 2020
Tax Year: 2021

| Roll | Legal Address | | | | | | Total |
|---------|--------------------|--------------|-------------------------------------|----------------|--|--|--------|
| | | | 100% Alberta School Foundation Fund | | | | |
| 4379000 | SE-5-25-22-4 | 160.00 Acres | | | | | |
| | F LAND | | T 1 FARMLAND | Taxable Total: | | | 39,510 |
| | | | 100% Christ The Redeemer Reg. 3 | | | | |
| 4380000 | SW-5-25-22-4 | 156.51 Acres | | | | | |
| | F LAND | | T 1 FARMLAND | Taxable Total: | | | 35,790 |
| | | | 100% Alberta School Foundation Fund | | | | |
| 4381000 | NE-6-25-22-4 | 148.54 Acres | | | | | |
| | F LAND | | T 1 FARMLAND | Taxable Total: | | | 22,180 |
| | | | 100% Alberta School Foundation Fund | | | | |
| 4381010 | RY372 NE-6-25-22-4 | 7.33 Acres | EXTRA RIGHT OF WAY | | | | |
| | F LAND | | T 1 FARMLAND | Taxable Total: | | | 550 |
| | | | 100% Alberta School Foundation Fund | | | | |
| 4381020 | NE-6-25-22-4 | 4.13 Acres | Along Abandoned Railway | | | | |
| | F LAND | | T 1 FARMLAND | Taxable Total: | | | 310 |
| | | | 100% Alberta School Foundation Fund | | | | |
| 4382000 | NW-6-25-22-4 | 153.21 Acres | | | | | |
| | F LAND | | T 1 FARMLAND | Taxable Total: | | | 12,850 |
| | | | 100% Alberta School Foundation Fund | | | | |
| 4382010 | RY372 NW-6-25-22-4 | 8.67 Acres | | | | | |
| | F LAND | | T 1 FARMLAND | Taxable Total: | | | 460 |
| | | | 100% Alberta School Foundation Fund | | | | |
| 4382020 | NW-6-25-22-4 | 1.58 Acres | SOUTH OF RAILWAY | | | | |
| | F LAND | | T 1 FARMLAND | Taxable Total: | | | 80 |
| | | | 100% Alberta School Foundation Fund | | | | |
| 4383000 | SE-6-25-22-4 | 157.49 Acres | | | | | |



2020 Assessment Roll (Valuation Date 1-July, 2020) 2021 Taxation Year, Wheatland County

Assessment Year: 2020
Tax Year: 2021

| Roll | Legal Address | | | | | | Total |
|---------|-------------------------------------|---------------------|---|-----|-------------------------------------|-------------------------|---------|
| | F | LAND | T | 1 | FARMLAND | Taxable Total: | 12,080 |
| 4384000 | SW-6-25-22-4 | 159.99 Acres | | | 100% Alberta School Foundation Fund | | |
| | F | LAND | T | 1 | FARMLAND | Taxable Total: | 25,830 |
| 4385000 | NE-7-25-22-4 | 159.16 Acres | | | 100% Alberta School Foundation Fund | | |
| | F | LAND | T | 1 | FARMLAND | Taxable Total: | 35,240 |
| 4386000 | NW-7-25-22-4 | 158.83 Acres | | | 100% Alberta School Foundation Fund | | |
| | F | LAND | T | 1 | FARMLAND | Taxable Total: | 41,510 |
| 4387000 | SE-7-25-22-4 | 126.40 Acres | | | 100% Alberta School Foundation Fund | | |
| | F | LAND | T | 1 | FARMLAND | Taxable Total: | 29,190 |
| 4387010 | 8510316 1 SE-7-25-22-4 33.56 Acres | | | | 100% Alberta School Foundation Fund | | |
| | | 251038 RGE RD 225 | | | | NORTHEAST CORNER | |
| | F | LAND & IMPROVEMENTS | T | 1 | FARMLAND | | 4,200 |
| | R | | T | 103 | RESIDENTIAL LAND & IMPROVEMENTS | | 414,230 |
| | | | | | | Taxable Total: | 418,430 |
| | R | | E | 901 | RURAL RESIDENCE EXEMPTION (RAP) | | 4,200 |
| | R | | E | 903 | FARM BUILDING EXEMPT | | 47,460 |
| | | | | | 100% Alberta School Foundation Fund | Exempt Total: | 51,660 |
| | | | | | | Totals: | 470,090 |
| 4388000 | 9112433 2 SW-7-25-22-4 158.15 Acres | | | | | .39 ac from SE 12 25 23 | |
| | | 251035 RGE RD 230 | | | | | |
| | F | LAND & IMPROVEMENTS | T | 1 | FARMLAND | | 33,600 |
| | R | | T | 103 | RESIDENTIAL LAND & IMPROVEMENTS | | 352,160 |
| | | | | | | Taxable Total: | 385,760 |
| | R | | E | 901 | RURAL RESIDENCE EXEMPTION (RAP) | | 61,540 |
| | | | | | 100% Alberta School Foundation Fund | Totals: | 447,300 |
| 4389000 | NE-8-25-22-4 | 158.83 Acres | | | | | |
| | | 224017 TWP RD 252 | | | | | |



2020 Assessment Roll (Valuation Date 1-July, 2020) 2021 Taxation Year, Wheatland County

Assessment Year: 2020
Tax Year: 2021

| Roll | Legal Address | | | | Total |
|---------|-------------------------------------|---------------------|-------------------------------------|--|--|
| | F | LAND & IMPROVEMENTS | | T 1 FARMLAND | 22,790 |
| | R | | | T 103 RESIDENTIAL LAND & IMPROVEMENTS | 364,860 |
| | Taxable Total: | | | | 387,650 |
| | R | | | E 901 RURAL RESIDENCE EXEMPTION (RAP) | 61,540 |
| | 100% Alberta School Foundation Fund | | Totals: | 449,190 | |
| 4390000 | 0413519 2 2 | NW-8-25-22-4 | 148.54 Acres | | |
| | F | LAND | | T 1 FARMLAND | Taxable Total: 36,450 |
| | | | 100% Alberta School Foundation Fund | | |
| | 4390010 | 0413516 2 1 | NW-8-25-22-4 | 11.46 Acres SOUTHWEST CORNER | |
| | 251045 RGE RD 225 | | | | |
| | F | LAND & IMPROVEMENTS | | T 1 FARMLAND | 630 |
| | R | | | T 103 RESIDENTIAL LAND & IMPROVEMENTS | 386,670 |
| | Taxable Total: | | | | 387,300 |
| | R | | | E 901 RURAL RESIDENCE EXEMPTION (RAP) | 630 |
| | 100% Alberta School Foundation Fund | | Totals: | 387,930 | |
| | 4391000 | SE-8-25-22-4 | 156.81 Acres | | |
| | F | LAND | | T 1 FARMLAND | Taxable Total: 32,520 |
| | | | 100% Alberta School Foundation Fund | | |
| | 4392000 | SW-8-25-22-4 | 157.52 Acres | | |
| | 251005 RGE RD 225 | | | | |
| | F | LAND & IMPROVEMENTS | | T 1 FARMLAND | 34,190 |
| | R | | | T 103 RESIDENTIAL LAND & IMPROVEMENTS | 253,160 |
| | Taxable Total: | | | | 287,350 |
| | R | | | E 901 RURAL RESIDENCE EXEMPTION (RAP) | 61,540 |
| | 100% Alberta School Foundation Fund | | Totals: | 348,890 | |
| | 4393000 | NE-9-25-22-4 | 160.00 Acres | | |
| | F | LAND | | T 1 FARMLAND | Taxable Total: 27,600 |
| | | | 100% Alberta School Foundation Fund | | |
| | 4394000 | NW-9-25-22-4 | 160.00 Acres | | Owen Oil Tools -Shaped Charge Facility |
| | 223065 TWP RD 252 | | | | |
| | F | LAND & IMPROVEMENTS | | T 1 FARMLAND | 29,780 |
| | ME | | | T 7 MACHINERY & EQUIPMENT | 1,378,930 |
| | NR | | | T 105 NON-RESEIDENTIAL LAND & IMPROVEMENTS | 2,316,940 |
| | 100% Alberta School Foundation Fund | | Taxable Total: | 3,725,650 | |



2020 Assessment Roll (Valuation Date 1-July, 2020) 2021 Taxation Year, Wheatland County

Assessment Year: 2020
Tax Year: 2021

| Roll | Legal Address | | | | | | Total |
|---------|--------------------|---------------------|--------------------------------|-----|-------------------------------------|----------------|---------|
| 4395000 | SE-9-25-22-4 | 149.80 Acres | | | | | |
| | F | LAND | T | 1 | FARMLAND | Taxable Total: | 32,080 |
| | | | | | 100% Alberta School Foundation Fund | | |
| 4395010 | RY372 SE-9-25-22-4 | 6.09 Acres | ABANDONED RAILWAY | | | | |
| | R | LAND | T | 104 | RESIDENTIAL VACANT LAND | Taxable Total: | 63,200 |
| | | | | | 100% Alberta School Foundation Fund | | |
| 4395020 | SE-9-25-22-4 | 0.92 Acres | 50' Strip North & South of R/R | | | | |
| | R | LAND | T | 104 | RESIDENTIAL VACANT LAND | Taxable Total: | 19,400 |
| | | | | | 100% Alberta School Foundation Fund | | |
| 4396000 | SW-9-25-22-4 | 149.34 Acres | | | | | |
| | F | LAND | T | 1 | FARMLAND | Taxable Total: | 35,960 |
| | | | | | 100% Alberta School Foundation Fund | | |
| 4396010 | RY372 SW-9-25-22-4 | 6.09 Acres | ABANDONED RAILWAY | | | | |
| | F | LAND | T | 1 | FARMLAND | Taxable Total: | 950 |
| | | | | | 100% Alberta School Foundation Fund | | |
| 4396020 | SW-9-25-22-4 | 1.38 Acres | ADJACENT TO ABANDONED RAILWAY | | | | |
| | F | LAND | T | 1 | FARMLAND | Taxable Total: | 230 |
| | | | | | 100% Alberta School Foundation Fund | | |
| 4397000 | NE-10-25-22-4 | 80.00 Acres | WEST HALF | | | | |
| | | 901 ELSINOR AVE | | | | | |
| | F | LAND & IMPROVEMENTS | T | 1 | FARMLAND | | 18,430 |
| | R | | T | 103 | RESIDENTIAL LAND & IMPROVEMENTS | | 278,060 |
| | | | | | Taxable Total: | | 296,490 |
| | R | | E | 901 | RURAL RESIDENCE EXEMPTION (RAP) | | 61,540 |
| | R | | E | 903 | FARM BUILDING EXEMPT | | 8,100 |
| | | | | | 100% Alberta School Foundation Fund | Exempt Total: | 69,640 |
| | | | | | Totals: | | 366,130 |
| 4398000 | NE-10-25-22-4 | 74.97 Acres | EAST HALF | | | | |
| | F | LAND | T | 1 | FARMLAND | Taxable Total: | 18,220 |



2020 Assessment Roll (Valuation Date 1-July, 2020) 2021 Taxation Year, Wheatland County

Assessment Year: 2020
Tax Year: 2021

| Roll | Legal Address | | | | | | Total |
|---------|---------------------------|--------------|--|----------------|--|--|---------|
| | | | 100% Alberta School Foundation Fund | | | | |
| 4399000 | NE-10-25-22-4 | 4.00 Acres | SOUTHWEST CORNER Standard Cemetery | | | | |
| | NR LAND | | E 159 CEMETARY EXEMPT | Exempt Total: | | | 79,290 |
| | | | 100% Alberta School Foundation Fund | | | | |
| 4400000 | NW-10-25-22-4 | 160.00 Acres | | | | | |
| | F LAND | | T 1 FARMLAND | Taxable Total: | | | 39,110 |
| | | | 100% Alberta School Foundation Fund | | | | |
| 4401000 | SW-10-25-22-4 | 80.41 Acres | NORTHERLY PART | | | | |
| | F LAND | | T 1 FARMLAND | Taxable Total: | | | 19,590 |
| | | | 100% Alberta School Foundation Fund | | | | |
| 4401010 | 1811175 2 1 SW-10-25-22-4 | 9.96 Acres | PART NE LSD 3 & SE LSD 6 | | | | |
| | NR LAND | | E 162 OTHER MUNICIPAL EXEMPT | Exempt Total: | | | 15,790 |
| | | | 100% Alberta School Foundation Fund | | | | |
| 4402000 | 1212287 1 1 S -10-25-22-4 | 56.58 Acres | SOUTH OF RAILWAY | | | | |
| | F LAND | | T 1 FARMLAND | Taxable Total: | | | 9,070 |
| | | | 100% Alberta School Foundation Fund | | | | |
| 4404000 | 8210274 1 SW-10-25-22-4 | 5.96 Acres | SOUTHWEST CORNER Standard Waste Transfer Station | | | | |
| | 251001 RGE RD 223 | | | | | | |
| | NR LAND & IMPROVEMENTS | | E 158 WASTE TRANSFER SITES EXEMPT | Exempt Total: | | | 112,240 |
| | | | 100% Alberta School Foundation Fund | | | | |
| 4406000 | NE-11-25-22-4 | 80.00 Acres | EAST HALF LSD 9 & 16 | | | | |
| | F LAND | | T 1 FARMLAND | Taxable Total: | | | 18,090 |
| | | | 100% Alberta School Foundation Fund | | | | |
| 4407000 | NE-11-25-22-4 | 80.00 Acres | WEST HALF LAD 10 & 15 | | | | |
| | F LAND | | T 1 FARMLAND | Taxable Total: | | | 19,430 |
| | | | 100% Alberta School Foundation Fund | | | | |
| 4408000 | NW-11-25-22-4 | 158.97 Acres | | | | | |



2020 Assessment Roll (Valuation Date 1-July, 2020) 2021 Taxation Year, Wheatland County

Assessment Year: 2020
Tax Year: 2021

| Roll | Legal Address | | | | | Taxable Total: | Total |
|---------|---------------|--------------|---|---|-------------------------------------|-----------------------|--------|
| | F | LAND | T | 1 | FARMLAND | | |
| | | | | | 100% Alberta School Foundation Fund | | 39,240 |
| 4409000 | SE-11-25-22-4 | 40.00 Acres | | | | LSD 8 | |
| | F | LAND | T | 1 | FARMLAND | Taxable Total: | 8,370 |
| | | | | | 100% The Golden Hills Reg. Div. 15 | | |
| 4410000 | SE-11-25-22-4 | 39.50 Acres | | | | WEST HALF LSD 2&7 | |
| | F | LAND | T | 1 | FARMLAND | Taxable Total: | 9,170 |
| | | | | | 100% Alberta School Foundation Fund | | |
| 4411000 | SE-11-25-22-4 | 39.50 Acres | | | | EAST 1/2 OF LSD 2 & 7 | |
| | F | LAND | T | 1 | FARMLAND | Taxable Total: | 9,050 |
| | | | | | 100% Alberta School Foundation Fund | | |
| 4412000 | SE-11-25-22-4 | 39.00 Acres | | | | LSD 1 | |
| | F | LAND | T | 1 | FARMLAND | Taxable Total: | 8,730 |
| | | | | | 100% Alberta School Foundation Fund | | |
| 4413000 | SW-11-25-22-4 | 79.00 Acres | | | | EAST HALF | |
| | F | LAND | T | 1 | FARMLAND | Taxable Total: | 19,960 |
| | | | | | 100% Alberta School Foundation Fund | | |
| 4414000 | NE-12-25-22-4 | 160.00 Acres | | | | | |
| | F | LAND | T | 1 | FARMLAND | Taxable Total: | 31,120 |
| | | | | | 100% Alberta School Foundation Fund | | |
| 4415000 | NW-12-25-22-4 | 160.00 Acres | | | | | |
| | F | LAND | T | 1 | FARMLAND | Taxable Total: | 37,790 |
| | | | | | 100% The Golden Hills Reg. Div. 15 | | |
| 4416000 | SE-12-25-22-4 | 149.98 Acres | | | | | |
| | F | LAND | T | 1 | FARMLAND | Taxable Total: | 11,900 |
| | | | | | 100% Alberta School Foundation Fund | | |



2020 Assessment Roll (Valuation Date 1-July, 2020) 2021 Taxation Year, Wheatland County

Assessment Year: 2020
Tax Year: 2021

| Roll | Legal Address | | | | Total |
|---------|---|-------------------------------------|---------------------------------|----------------|---------|
| 4416010 | 0814233 1 1 SE-12-25-22-4 8.00 Acres 220036 TWP RD 251 | SW Corner | | | |
| | F LAND & IMPROVEMENTS | T 1 | FARMLAND | | 410 |
| | R | T 103 | RESIDENTIAL LAND & IMPROVEMENTS | | 389,460 |
| | | Taxable Total: | | | 389,870 |
| | R | E 901 | RURAL RESIDENCE EXEMPTION (RAP) | | 61,540 |
| | | 100% Alberta School Foundation Fund | | | |
| | | Totals: | | | 451,410 |
| 4417000 | SW-12-25-22-4 158.00 Acres | | | | |
| | F LAND | T 1 | FARMLAND | Taxable Total: | 37,900 |
| | | 100% The Golden Hills Reg. Div. 15 | | | |
| 4418000 | NE-13-25-22-4 160.00 Acres | | | | |
| | F LAND | T 1 | FARMLAND | Taxable Total: | 36,880 |
| | | 100% The Golden Hills Reg. Div. 15 | | | |
| 4419000 | NW-13-25-22-4 160.00 Acres 252047 RGE RD 221 | | | | |
| | F LAND & IMPROVEMENTS | T 1 | FARMLAND | | 40,630 |
| | R | T 103 | RESIDENTIAL LAND & IMPROVEMENTS | | 147,830 |
| | | Taxable Total: | | | 188,460 |
| | R | E 901 | RURAL RESIDENCE EXEMPTION (RAP) | | 30,770 |
| | | 100% Alberta School Foundation Fund | | | |
| | | Totals: | | | 219,230 |
| 4420000 | SE-13-25-22-4 160.00 Acres | | | | |
| | F LAND | T 1 | FARMLAND | Taxable Total: | 37,120 |
| | | 100% Alberta School Foundation Fund | | | |
| 4421000 | SW-13-25-22-4 160.00 Acres | | | | |
| | F LAND | T 1 | FARMLAND | Taxable Total: | 38,640 |
| | | 100% The Golden Hills Reg. Div. 15 | | | |
| 4422000 | NE-14-25-22-4 160.00 Acres | | | | |
| | F LAND | T 1 | FARMLAND | Taxable Total: | 40,280 |
| | | 100% Alberta School Foundation Fund | | | |
| 4423000 | NW-14-25-22-4 158.27 Acres | | | | |



2020 Assessment Roll (Valuation Date 1-July, 2020) 2021 Taxation Year, Wheatland County

Assessment Year: 2020
Tax Year: 2021

| Roll | Legal Address | | | | | | Total |
|---------|-------------------|---------------------|---|-----|-------------------------------------|----------------|---------|
| 4424000 | F | LAND | T | 1 | FARMLAND | Taxable Total: | 34,010 |
| | | | | | 100% Alberta School Foundation Fund | | |
| | SE-14-25-22-4 | 160.00 Acres | | | | | |
| | 221028 TWP RD 252 | | | | | | |
| | F | LAND & IMPROVEMENTS | T | 1 | FARMLAND | | 36,390 |
| 4425000 | R | | T | 103 | RESIDENTIAL LAND & IMPROVEMENTS | | 242,160 |
| | | | | | | Taxable Total: | 278,550 |
| | R | | E | 901 | RURAL RESIDENCE EXEMPTION (RAP) | | 61,540 |
| | | | | | 100% Alberta School Foundation Fund | Totals: | 340,090 |
| | | | | | | | |
| 4426000 | SW-14-25-22-4 | 158.96 Acres | | | | | |
| 4427000 | F | LAND | T | 1 | FARMLAND | Taxable Total: | 37,040 |
| | | | | | 100% Alberta School Foundation Fund | | |
| | NE-15-25-22-4 | 158.96 Acres | | | | | |
| | F | LAND | T | 1 | FARMLAND | Taxable Total: | 35,530 |
| | | | | | 100% Alberta School Foundation Fund | | |
| 4428000 | NW-15-25-22-4 | 160.00 Acres | | | | | |
| 4429000 | F | LAND | T | 1 | FARMLAND | Taxable Total: | 29,140 |
| | | | | | 100% Alberta School Foundation Fund | | |
| | SE-15-25-22-4 | 159.16 Acres | | | | | |
| | F | LAND | T | 1 | FARMLAND | Taxable Total: | 37,030 |
| | | | | | 100% Alberta School Foundation Fund | | |
| 4430000 | SW-15-25-22-4 | 159.53 Acres | | | | | |
| 4431000 | F | LAND | T | 1 | FARMLAND | Taxable Total: | 12,500 |
| | | | | | 100% Alberta School Foundation Fund | | |
| | NE-16-25-22-4 | 160.00 Acres | | | | | |
| | F | LAND | T | 1 | FARMLAND | Taxable Total: | 11,720 |
| | | | | | 100% Alberta School Foundation Fund | | |
| 4432000 | NW-16-25-22-4 | 160.00 Acres | | | | | |
| 4433000 | F | LAND | T | 1 | FARMLAND | Taxable Total: | 33,490 |
| | | | | | | | |
| | | | | | | | |
| | | | | | | | |
| | | | | | | | |



2020 Assessment Roll (Valuation Date 1-July, 2020) 2021 Taxation Year, Wheatland County

Assessment Year: 2020
Tax Year: 2021

| Roll | Legal Address | | | | | | | | | | Total |
|---------|-------------------------------------|---------------------|--------------|---|-----|---------------------------------|--|--|--|---------|---------|
| | 100% Alberta School Foundation Fund | | | | | | | | | | |
| 4432000 | SE-16-25-22-4 | | 159.79 Acres | | | | | | | | |
| | 223020 TWP RD 252 | | | | | | | | | | |
| | F | LAND & IMPROVEMENTS | | T | 1 | FARMLAND | | | | 11,590 | |
| | R | | | T | 103 | RESIDENTIAL LAND & IMPROVEMENTS | | | | 146,160 | |
| | Taxable Total: | | | | | | | | | | 157,750 |
| | R | | | E | 901 | RURAL RESIDENCE EXEMPTION (RAP) | | | | 61,540 | |
| | R | | | E | 903 | FARM BUILDING EXEMPT | | | | 13,190 | |
| | 100% Alberta School Foundation Fund | | | | | | | | | | |
| | Exempt Total: | | | | | | | | | | 74,730 |
| | Totals: | | | | | | | | | | 232,480 |
| 4433000 | SW-16-25-22-4 | | 160.00 Acres | | | | | | | | |
| | F | LAND | | T | 1 | FARMLAND | | | | 12,410 | |
| | 100% Alberta School Foundation Fund | | | | | | | | | | |
| 4434000 | NE-17-25-22-4 | | 160.00 Acres | | | | | | | | |
| | F | LAND | | T | 1 | FARMLAND | | | | 28,650 | |
| | 100% Alberta School Foundation Fund | | | | | | | | | | |
| 4435000 | NW-17-25-22-4 | | 160.00 Acres | | | | | | | | |
| | F | LAND | | T | 1 | FARMLAND | | | | 37,330 | |
| | 100% Alberta School Foundation Fund | | | | | | | | | | |
| 4436000 | SE-17-25-22-4 | | 158.15 Acres | | | | | | | | |
| | F | LAND | | T | 1 | FARMLAND | | | | 34,730 | |
| | 100% Alberta School Foundation Fund | | | | | | | | | | |
| 4437000 | SW-17-25-22-4 | | 160.00 Acres | | | | | | | | |
| | F | LAND | | T | 1 | FARMLAND | | | | 39,590 | |
| | 100% Alberta School Foundation Fund | | | | | | | | | | |
| 4438000 | NE-18-25-22-4 | | 160.00 Acres | | | | | | | | |
| | F | LAND | | T | 1 | FARMLAND | | | | 38,750 | |
| | 100% Alberta School Foundation Fund | | | | | | | | | | |
| 4439000 | NW-18-25-22-4 | | 160.00 Acres | | | | | | | | |



2020 Assessment Roll (Valuation Date 1-July, 2020) 2021 Taxation Year, Wheatland County

Assessment Year: 2020
Tax Year: 2021

| Roll | Legal Address | | | | | | Total |
|---------|--------------------|---------------------|---|-----|-------------------------------------|----------------|---------|
| 4440000 | F | LAND | T | 1 | FARMLAND | Taxable Total: | 35,830 |
| | | | | | 100% Alberta School Foundation Fund | | |
| | SE-18-25-22-4 | 159.73 Acres | | | | | |
| 4441000 | F | LAND | T | 1 | FARMLAND | Taxable Total: | 37,160 |
| | | | | | 100% Alberta School Foundation Fund | | |
| | SW-18-25-22-4 | 160.00 Acres | | | | | |
| | 225070A TWP RD 252 | | | | | | |
| | F | LAND & IMPROVEMENTS | T | 1 | FARMLAND | | 39,830 |
| | R | | T | 103 | RESIDENTIAL LAND & IMPROVEMENTS | | 134,000 |
| | | | | | | Taxable Total: | 173,830 |
| | R | | E | 901 | RURAL RESIDENCE EXEMPTION (RAP) | | 19,500 |
| | | | | | 100% Alberta School Foundation Fund | Totals: | 193,330 |
| 4442000 | NE-19-25-22-4 | 160.00 Acres | | | | | |
| 4443000 | F | LAND | T | 1 | FARMLAND | Taxable Total: | 29,450 |
| | | | | | 100% Alberta School Foundation Fund | | |
| | NW-19-25-22-4 | 160.00 Acres | | | | | |
| 4444000 | F | LAND | T | 1 | FARMLAND | Taxable Total: | 35,970 |
| | | | | | 100% Alberta School Foundation Fund | | |
| | SE-19-25-22-4 | 160.00 Acres | | | | | |
| 4445000 | F | LAND | T | 1 | FARMLAND | Taxable Total: | 39,380 |
| | | | | | 100% Alberta School Foundation Fund | | |
| | SW-19-25-22-4 | 160.00 Acres | | | | | |
| 4446000 | F | LAND | T | 1 | FARMLAND | Taxable Total: | 35,690 |
| | | | | | 100% Alberta School Foundation Fund | | |
| | NE-20-25-22-4 | 155.69 Acres | | | | | |
| 4446010 | F | LAND | T | 1 | FARMLAND | Taxable Total: | 26,800 |
| | | | | | 100% Alberta School Foundation Fund | | |
| | NE-20-25-22-4 | 2.00 Acres | | | | ROAD ALLOWANCE | |
| | F | LAND | T | 1 | FARMLAND | Taxable Total: | 330 |



2020 Assessment Roll (Valuation Date 1-July, 2020) 2021 Taxation Year, Wheatland County

Assessment Year: 2020
Tax Year: 2021

| Roll | Legal Address | | | | | Total |
|---------|---|---------------------|-------------------------------------|-----|--|-----------------------|
| | | | 100% Alberta School Foundation Fund | | | |
| 4447000 | NE-20-25-22-4 | 2.00 Acres | PTN OF RD. ALLOW. BETWEEN | | | |
| | NR | LAND | E | 155 | WHEATLAND COUNTY EXEMPT 100% Alberta School Foundation Fund | Exempt Total: 2,130 |
| 4448000 | NW-20-25-22-4 | 157.69 Acres | | | | |
| | F | LAND | T | 1 | FARMLAND 100% Alberta School Foundation Fund | Taxable Total: 37,810 |
| 4449000 | SE-20-25-22-4 | 131.21 Acres | Southwest of Road | | | |
| | F | LAND & IMPROVEMENTS | T | 1 | FARMLAND | 30,650 |
| | R | | E | 903 | FARM BUILDING EXEMPT 100% Alberta School Foundation Fund | 48,090 |
| | | | Totals: | | | 78,740 |
| 4449010 | 9811780 1 SE-20-25-22-4 253017 RGE RD 224 | 27.89 Acres | Northeast Corner, NE of Road | | | |
| | F | LAND & IMPROVEMENTS | T | 1 | FARMLAND | 1,350 |
| | R | | T | 103 | RESIDENTIAL LAND & IMPROVEMENTS | 349,450 |
| | | | Taxable Total: | | | 350,800 |
| | R | | E | 901 | RURAL RESIDENCE EXEMPTION (RAP) 100% Alberta School Foundation Fund | 1,350 |
| | | | Totals: | | | 352,150 |
| 4451000 | SW-20-25-22-4 | 160.00 Acres | | | | |
| | F | LAND | T | 1 | FARMLAND 100% Alberta School Foundation Fund | Taxable Total: 40,380 |
| 4452000 | NE-21-25-22-4 | 160.00 Acres | | | | |
| | F | LAND | T | 1 | FARMLAND 100% Alberta School Foundation Fund | Taxable Total: 11,590 |
| 4453000 | NW-21-25-22-4 | 152.87 Acres | | | | |
| | F | LAND | T | 1 | FARMLAND 100% Alberta School Foundation Fund | Taxable Total: 11,240 |
| 4453010 | 0212073 1 1 NW-21-25-22-4 223077 TWP RD 254 | 7.13 Acres | N.E. PART OF LSD 13 | | | |
| | F | LAND & IMPROVEMENTS | T | 1 | FARMLAND | 370 |



2020 Assessment Roll (Valuation Date 1-July, 2020) 2021 Taxation Year, Wheatland County

Assessment Year: 2020
Tax Year: 2021

| Roll | Legal Address | | | | Total |
|---------|-----------------------|----------------------------|-------|---------------------------------|-----------------------|
| 4454000 | R | | T 103 | RESIDENTIAL LAND & IMPROVEMENTS | 283,430 |
| | | | | Taxable Total: | 283,800 |
| | R | | E 901 | RURAL RESIDENCE EXEMPTION (RAP) | 370 |
| | | | 100% | Alberta School Foundation Fund | Totals: 284,170 |
| 4454000 | SE-21-25-22-4 | 153.04 Acres | | | |
| | 252082A RGE RD 223 | | | | |
| 4454010 | F LAND & IMPROVEMENTS | | T 1 | FARMLAND | 24,860 |
| | R | | T 103 | RESIDENTIAL LAND & IMPROVEMENTS | 317,110 |
| | | | | Taxable Total: | 341,970 |
| | R | | E 901 | RURAL RESIDENCE EXEMPTION (RAP) | 92,310 |
| | R | | E 903 | FARM BUILDING EXEMPT | 12,620 |
| | | | 100% | Alberta School Foundation Fund | Exempt Total: 104,930 |
| | | | | Totals: | 446,900 |
| 4454010 | 0112438 1 1 | SE-21-25-22-4 4.23 Acres | | NE PORTION, E OF WATER SUPPLY | |
| | 253026 RGE RD 223 | | | | |
| 4455000 | F LAND & IMPROVEMENTS | | T 1 | FARMLAND | 80 |
| | R | | T 103 | RESIDENTIAL LAND & IMPROVEMENTS | 361,920 |
| | | | | Taxable Total: | 362,000 |
| | R | | E 901 | RURAL RESIDENCE EXEMPTION (RAP) | 80 |
| | | | 100% | Christ The Redeemer Reg. 3 | Totals: 362,080 |
| 4455000 | 0310528 1 2 | SE-21-25-22-4 2.73 Acres | | WATER SUPPLY FOR STANDARD | |
| 4456000 | NR LAND | | E 162 | OTHER MUNICIPAL EXEMPT | Exempt Total: 71,000 |
| | | | 100% | Alberta School Foundation Fund | |
| 4456000 | SW-21-25-22-4 | 160.00 Acres | | | |
| 4457000 | F LAND | | T 1 | FARMLAND | Taxable Total: 22,440 |
| | | | 100% | Alberta School Foundation Fund | |
| 4457000 | 1313157 1 1 | NE-22-25-22-4 158.44 Acres | | | |
| 4458000 | F LAND | | T 1 | FARMLAND | Taxable Total: 32,070 |
| | | | 100% | Alberta School Foundation Fund | |
| 4458000 | NW-22-25-22-4 | 160.00 Acres | | | |
| 4458000 | F LAND | | T 1 | FARMLAND | Taxable Total: 33,770 |
| | | | 100% | Alberta School Foundation Fund | |



2020 Assessment Roll (Valuation Date 1-July, 2020) 2021 Taxation Year, Wheatland County

Assessment Year: 2020
Tax Year: 2021

| Roll | Legal Address | Total |
|---------|--|-------|
| 4459000 | SE-22-25-22-4 159.95 Acres 253010A HWY 840 | |
| | F LAND & IMPROVEMENTS T 1 FARMLAND 23,250 | |
| | R T 103 RESIDENTIAL LAND & IMPROVEMENTS 186,660 | |
| | R E 901 RURAL RESIDENCE EXEMPTION (RAP) 61,540 | |
| | 100% Alberta School Foundation Fund Taxable Total: 209,910 | |
| | Totals: 271,450 | |
| 4460000 | SW-22-25-22-4 160.00 Acres | |
| | F LAND T 1 FARMLAND 27,550 | |
| | 100% Alberta School Foundation Fund Taxable Total: 27,550 | |
| 4461000 | NE-23-25-22-4 160.00 Acres | |
| | F LAND T 1 FARMLAND 29,560 | |
| | 100% Alberta School Foundation Fund Taxable Total: 29,560 | |
| 4462000 | NW-23-25-22-4 152.52 Acres | |
| | F LAND T 1 FARMLAND 26,720 | |
| | 100% Alberta School Foundation Fund Taxable Total: 26,720 | |
| 4463000 | SE-23-25-22-4 160.00 Acres | |
| | F LAND T 1 FARMLAND 32,460 | |
| | 100% Alberta School Foundation Fund Taxable Total: 32,460 | |
| 4464000 | 1313157 2 1 SW-23-25-22-4 149.18 Acres 253010B HWY 840 | |
| | F LAND & IMPROVEMENTS T 1 FARMLAND 27,340 | |
| | R T 103 RESIDENTIAL LAND & IMPROVEMENTS 187,660 | |
| | R E 901 RURAL RESIDENCE EXEMPTION (RAP) 61,540 | |
| | 100% Alberta School Foundation Fund Taxable Total: 215,000 | |
| | Totals: 276,540 | |
| 4465000 | NE-24-25-22-4 158.22 Acres | |
| | F LAND T 1 FARMLAND 37,720 | |
| | 100% The Golden Hills Reg. Div. 15 Taxable Total: 37,720 | |
| 4466000 | NW-24-25-22-4 160.00 Acres | |



2020 Assessment Roll (Valuation Date 1-July, 2020) 2021 Taxation Year, Wheatland County

Assessment Year: 2020
Tax Year: 2021

| Roll | Legal Address | | | | | | Total |
|---------|--------------------------------------|---------------------|---|-----|-------------------------------------|-----------------------|---------|
| | F | LAND | T | 1 | FARMLAND | Taxable Total: | 27,980 |
| 4467000 | SE-24-25-22-4 | 160.00 Acres | | | 100% The Golden Hills Reg. Div. 15 | | |
| | F | LAND | T | 1 | FARMLAND | Taxable Total: | 37,180 |
| 4468000 | SW-24-25-22-4 | 152.58 Acres | | | 100% The Golden Hills Reg. Div. 15 | | |
| | F | LAND | T | 1 | FARMLAND | Taxable Total: | 30,210 |
| 4468010 | 1013072 1 1 SW-24-25-22-4 7.42 Acres | | | | 100% The Golden Hills Reg. Div. 15 | | |
| | | 253025 RGE RD 221 | | | | S EASTERLY PART LSD 5 | |
| | F | LAND & IMPROVEMENTS | T | 1 | FARMLAND | | 290 |
| | R | | T | 103 | RESIDENTIAL LAND & IMPROVEMENTS | | 652,410 |
| | | | | | | Taxable Total: | 652,700 |
| | R | | E | 901 | RURAL RESIDENCE EXEMPTION (RAP) | | 290 |
| | | | | | 100% Alberta School Foundation Fund | Totals: | 652,990 |
| 4469000 | NE-25-25-22-4 | 160.00 Acres | | | | | |
| | F | LAND | T | 1 | FARMLAND | Taxable Total: | 35,940 |
| 4470000 | NW-25-25-22-4 | 160.00 Acres | | | 100% The Golden Hills Reg. Div. 15 | | |
| | F | LAND | T | 1 | FARMLAND | Taxable Total: | 17,940 |
| 4471000 | SE-25-25-22-4 | 157.42 Acres | | | 100% Alberta School Foundation Fund | | |
| | F | LAND | T | 1 | FARMLAND | Taxable Total: | 37,450 |
| 4472000 | SW-25-25-22-4 | 160.00 Acres | | | 100% The Golden Hills Reg. Div. 15 | | |
| | F | LAND | T | 1 | FARMLAND | Taxable Total: | 30,690 |
| 4473000 | NE-26-25-22-4 | 160.00 Acres | | | 100% Alberta School Foundation Fund | | |
| | F | LAND | T | 1 | FARMLAND | Taxable Total: | 24,280 |



2020 Assessment Roll (Valuation Date 1-July, 2020) 2021 Taxation Year, Wheatland County

Assessment Year: 2020
Tax Year: 2021

| Roll | Legal Address | | | | | | Total |
|---------|---------------------------|--------------|-------------------------------------|---------------------------------|----------------|--|---------|
| | | | 100% Alberta School Foundation Fund | | | | |
| 4474000 | NW-26-25-22-4 | 160.00 Acres | | | | | |
| | F LAND | | T 1 | FARMLAND | Taxable Total: | | 21,360 |
| | | | 100% Alberta School Foundation Fund | | | | |
| 4475000 | SE-26-25-22-4 | 160.00 Acres | | | | | |
| | F LAND | | T 1 | FARMLAND | Taxable Total: | | 34,780 |
| | | | 100% Alberta School Foundation Fund | | | | |
| 4476000 | SW-26-25-22-4 | 159.24 Acres | | | | | |
| | F LAND | | T 1 | FARMLAND | Taxable Total: | | 26,390 |
| | | | 100% Alberta School Foundation Fund | | | | |
| 4477000 | NE-27-25-22-4 | 153.88 Acres | | | | | |
| | F LAND | | T 1 | FARMLAND | Taxable Total: | | 22,020 |
| | | | 100% Alberta School Foundation Fund | | | | |
| 4478000 | NW-27-25-22-4 | 160.00 Acres | | | | | |
| | F LAND | | T 1 | FARMLAND | Taxable Total: | | 33,850 |
| | | | 100% Alberta School Foundation Fund | | | | |
| 4479000 | SE-27-25-22-4 | 155.47 Acres | | | | | |
| | F LAND | | T 1 | FARMLAND | Taxable Total: | | 33,230 |
| | | | 100% Alberta School Foundation Fund | | | | |
| 4480000 | SW-27-25-22-4 | 145.90 Acres | | | | | |
| | 222078 TWP RD 254 | | | | | | |
| | F LAND & IMPROVEMENTS | | T 1 | FARMLAND | | | 31,970 |
| | R | | T 103 | RESIDENTIAL LAND & IMPROVEMENTS | | | 291,490 |
| | | | Taxable Total: | | | | 323,460 |
| | R | | E 901 | RURAL RESIDENCE EXEMPTION (RAP) | | | 92,310 |
| | | | 100% Alberta School Foundation Fund | | | | |
| | | | Totals: | | | | 415,770 |
| 4480010 | 2011822 1 1 SW-27-25-22-4 | 13.46 Acres | | | | | |
| | 254023 RGE RD 223 | | | | | | |
| | F LAND & IMPROVEMENTS | | T 1 | FARMLAND | | | 2,320 |
| | R | | T 103 | RESIDENTIAL LAND & IMPROVEMENTS | | | 546,230 |



2020 Assessment Roll (Valuation Date 1-July, 2020) 2021 Taxation Year, Wheatland County

Assessment Year: 2020
Tax Year: 2021

| Roll | Legal Address | | | | | | Total |
|---------|---------------|---------------------|---|------|---------------------------------|----------------------------|---------|
| | R | | E | 901 | RURAL RESIDENCE EXEMPTION (RAP) | Taxable Total: | 548,550 |
| | | | | 100% | Alberta School Foundation Fund | | 16,270 |
| | | | | | | Totals: | 564,820 |
| 4481000 | NE-28-25-22-4 | 160.00 Acres | | | | | |
| | F | LAND | T | 1 | FARMLAND | Taxable Total: | 34,970 |
| | | | | 100% | Alberta School Foundation Fund | | |
| 4482000 | NW-28-25-22-4 | 160.00 Acres | | | | | |
| | F | LAND | T | 1 | FARMLAND | Taxable Total: | 40,300 |
| | | | | 100% | Alberta School Foundation Fund | | |
| 4483000 | SE-28-25-22-4 | 159.15 Acres | | | | | |
| | F | LAND | T | 1 | FARMLAND | Taxable Total: | 34,690 |
| | | | | 100% | Alberta School Foundation Fund | | |
| 4484000 | SE-28-25-22-4 | 1.20 Acres | | | | RD.ALLOWANCE ON S. BOUNDRY | |
| | F | LAND | T | 1 | FARMLAND | Taxable Total: | 80 |
| | | | | 100% | Alberta School Foundation Fund | | |
| 4485000 | SW-28-25-22-4 | 158.42 Acres | | | | | |
| | | 223051 TWP RD 254 | | | | | |
| | F | LAND & IMPROVEMENTS | T | 1 | FARMLAND | | 39,100 |
| | R | | T | 103 | RESIDENTIAL LAND & IMPROVEMENTS | | 368,460 |
| | | | | | | Taxable Total: | 407,560 |
| | R | | E | 901 | RURAL RESIDENCE EXEMPTION (RAP) | | 61,540 |
| | R | | E | 903 | FARM BUILDING EXEMPT | | 25,000 |
| | | | | 100% | Christ The Redeemer Reg. 3 | Exempt Total: | 86,540 |
| | | | | | | Totals: | 494,100 |
| 4486000 | SW-28-25-22-4 | 0.47 Acres | | | | RD.ALLOWANCE ON S. BOUNDRY | |
| | R | LAND | T | 104 | RESIDENTIAL VACANT LAND | Taxable Total: | 1,500 |
| | | | | 100% | Christ The Redeemer Reg. 3 | | |
| 4487000 | NE-29-25-22-4 | 160.00 Acres | | | | | |
| | F | LAND | T | 1 | FARMLAND | Taxable Total: | 39,880 |
| | | | | 100% | Christ The Redeemer Reg. 3 | | |



2020 Assessment Roll (Valuation Date 1-July, 2020) 2021 Taxation Year, Wheatland County

Assessment Year: 2020
Tax Year: 2021

| Roll | Legal Address | | | | | | Total |
|---------|---------------|--------------|-------------------------------------|--|----------------|--|--------|
| 4488000 | NW-29-25-22-4 | 159.69 Acres | | | | | |
| | F LAND | | T 1 FARMLAND | | Taxable Total: | | 30,470 |
| | | | 100% Alberta School Foundation Fund | | | | |
| 4489000 | SE-29-25-22-4 | 157.88 Acres | | | | | |
| | F LAND | | T 1 FARMLAND | | Taxable Total: | | 34,890 |
| | | | 100% Christ The Redeemer Reg. 3 | | | | |
| 4490000 | SW-29-25-22-4 | 158.39 Acres | | | | | |
| | F LAND | | T 1 FARMLAND | | Taxable Total: | | 36,950 |
| | | | 100% Alberta School Foundation Fund | | | | |
| 4491000 | NE-30-25-22-4 | 160.00 Acres | | | | | |
| | F LAND | | T 1 FARMLAND | | Taxable Total: | | 28,280 |
| | | | 100% The Golden Hills Reg. Div. 15 | | | | |
| 4492000 | NW-30-25-22-4 | 160.00 Acres | | | | | |
| | F LAND | | T 1 FARMLAND | | Taxable Total: | | 24,280 |
| | | | 100% The Golden Hills Reg. Div. 15 | | | | |
| 4493000 | SE-30-25-22-4 | 157.43 Acres | | | | | |
| | F LAND | | T 1 FARMLAND | | Taxable Total: | | 36,220 |
| | | | 100% The Golden Hills Reg. Div. 15 | | | | |
| 4494000 | SW-30-25-22-4 | 158.98 Acres | | | | | |
| | F LAND | | T 1 FARMLAND | | Taxable Total: | | 31,040 |
| | | | 100% The Golden Hills Reg. Div. 15 | | | | |
| 4495000 | SE-31-25-22-4 | 160.00 Acres | | | | | |
| | F LAND | | T 1 FARMLAND | | Taxable Total: | | 14,500 |
| | | | 100% Alberta School Foundation Fund | | | | |
| 4496000 | SW-31-25-22-4 | 160.00 Acres | | | | | |
| | F LAND | | T 1 FARMLAND | | Taxable Total: | | 25,310 |



2020 Assessment Roll (Valuation Date 1-July, 2020) 2021 Taxation Year, Wheatland County

Assessment Year: 2020
Tax Year: 2021

| Roll | Legal Address | | | | | | Total |
|---------|-------------------------|---------------------|---|-----|--------------------------------------|----------------|------------------------|
| | | | 100% Alberta School Foundation Fund | | | | |
| 4497000 | NE-32-25-22-4 | 131.10 Acres | | | | | |
| | F | LAND | T | 1 | FARMLAND | Taxable Total: | 27,890 |
| | | | 100% The Golden Hills Reg. Div. 15 | | | | |
| 4497010 | 8910239 1 NE-32-25-22-4 | 26.91 Acres | NORTH CENTER PORTION | | | | |
| | 224019 HWY 564 | | | | | | |
| | F | LAND & IMPROVEMENTS | T | 1 | FARMLAND | | 1,510 |
| | R | | T | 103 | RESIDENTIAL LAND & IMPROVEMENTS | | 141,390 |
| | | | Taxable Total: | | | | 142,900 |
| | R | | E | 901 | RURAL RESIDENCE EXEMPTION (RAP) | | 1,510 |
| | | | 100% Alberta School Foundation Fund | | | | Totals: 144,410 |
| 4499000 | SE-32-25-22-4 | 160.00 Acres | | | | | |
| | F | LAND | T | 1 | FARMLAND | Taxable Total: | 39,550 |
| | | | 100% Alberta School Foundation Fund | | | | |
| 4500010 | SW-32-25-22-4 | 121.40 Acres | | | | | |
| | F | LAND | T | 1 | FARMLAND | Taxable Total: | 27,850 |
| | | | 100% Alberta School Foundation Fund | | | | |
| 4500020 | 8410607 9 SW-32-25-22-4 | 37.71 Acres | WEST OF ROADWAY | | | | |
| | F | LAND | T | 1 | FARMLAND | Taxable Total: | 6,010 |
| | | | 100% Alberta School Foundation Fund | | | | |
| 4501000 | NE-33-25-22-4 | 158.01 Acres | | | | | |
| | F | LAND | T | 1 | FARMLAND | Taxable Total: | 36,780 |
| | | | 100% Alberta School Foundation Fund | | | | |
| 4502000 | NW-33-25-22-4 | 154.34 Acres | Tower-Fire1, ASBA former Hybrid Wireless | | | | |
| | F | LAND & IMPROVEMENTS | T | 1 | FARMLAND | | 35,330 |
| | NR | | T | 105 | NON-RESEIDENTIAL LAND & IMPROVEMENTS | | 83,380 |
| | | | 100% The Golden Hills Reg. Div. 15 | | | | Taxable Total: 118,710 |
| 4503000 | NW-33-25-22-4 | 3.67 Acres | NORTHWEST CORNER Telus Communications Tower | | | | |
| | NR | LAND & IMPROVEMENTS | T | 105 | NON-RESEIDENTIAL LAND & IMPROVEMENTS | Taxable Total: | 206,370 |



2020 Assessment Roll (Valuation Date 1-July, 2020) 2021 Taxation Year, Wheatland County

Assessment Year: 2020
Tax Year: 2021

| Roll | Legal Address | | | | | | Total |
|---------|-----------------|---------------------|-------------------------------------|-----|---------------------------------|----------------|---------|
| | | | 100% Alberta School Foundation Fund | | | | |
| 4504000 | SE-33-25-22-4 | 160.00 Acres | | | | | |
| | F | LAND | T | 1 | FARMLAND | Taxable Total: | 38,080 |
| | | | 100% Alberta School Foundation Fund | | | | |
| 4505000 | SW-33-25-22-4 | 160.00 Acres | | | | | |
| | F | LAND | T | 1 | FARMLAND | Taxable Total: | 38,050 |
| | | | 100% The Golden Hills Reg. Div. 15 | | | | |
| 4506000 | NE-34-25-22-4 | 155.23 Acres | | | | | |
| | F | LAND | T | 1 | FARMLAND | Taxable Total: | 33,440 |
| | | | 100% Alberta School Foundation Fund | | | | |
| 4507000 | NW-34-25-22-4 | 158.01 Acres | | | | | |
| | F | LAND | T | 1 | FARMLAND | Taxable Total: | 39,050 |
| | | | 100% Alberta School Foundation Fund | | | | |
| 4508000 | SE-34-25-22-4 | 153.83 Acres | | | | | |
| | F | LAND | T | 1 | FARMLAND | Taxable Total: | 25,030 |
| | | | 100% Alberta School Foundation Fund | | | | |
| 4509000 | SW-34-25-22-4 | 160.00 Acres | | | | | |
| | F | LAND | T | 1 | FARMLAND | Taxable Total: | 39,490 |
| | | | 100% Alberta School Foundation Fund | | | | |
| 4510000 | NE-35-25-22-4 | 158.00 Acres | | | | | |
| | F | LAND | T | 1 | FARMLAND | Taxable Total: | 32,800 |
| | | | 100% Alberta School Foundation Fund | | | | |
| 4511000 | NW-35-25-22-4 | 156.98 Acres | | | | | |
| | 255043A HWY 840 | | | | | | |
| | F | LAND & IMPROVEMENTS | T | 1 | FARMLAND | | 22,840 |
| | R | | T | 103 | RESIDENTIAL LAND & IMPROVEMENTS | | 352,930 |
| | | | Taxable Total: | | | | 375,770 |
| | R | | E | 901 | RURAL RESIDENCE EXEMPTION (RAP) | | 92,310 |
| | R | | E | 903 | FARM BUILDING EXEMPT | | 7,440 |



2020 Assessment Roll (Valuation Date 1-July, 2020) 2021 Taxation Year, Wheatland County

Assessment Year: 2020
Tax Year: 2021

| Roll | Legal Address | | | | | Total |
|---------|---------------|--------------|--|-------------------|--|---------|
| | | | 100% Alberta School Foundation Fund | Exempt Total: | | 99,750 |
| | | | | Totals: | | 475,520 |
| 4512000 | SE-35-25-22-4 | 160.00 Acres | | | | |
| | F LAND | | T 1 FARMLAND | Taxable Total: | | 23,180 |
| | | | 100% Alberta School Foundation Fund | | | |
| 4513000 | SW-35-25-22-4 | 160.00 Acres | | | | |
| | F LAND | | T 1 FARMLAND | Taxable Total: | | 33,400 |
| | | | 100% Alberta School Foundation Fund | | | |
| 4514000 | NE-36-25-22-4 | 157.64 Acres | | | | |
| | F LAND | | T 1 FARMLAND | Taxable Total: | | 20,220 |
| | | | 100% Alberta School Foundation Fund | | | |
| 4515000 | NW-36-25-22-4 | 157.43 Acres | | Clay Pit | | |
| | F LAND | | T 1 FARMLAND | | | 24,440 |
| | NR | | T 105 NON-RESEIDENTIAL LAND & IMPROVEMENTS | | | 74,130 |
| | | | 100% Alberta School Foundation Fund | Taxable Total: | | 98,570 |
| 4516000 | SE-36-25-22-4 | 160.00 Acres | | | | |
| | F LAND | | T 1 FARMLAND | Taxable Total: | | 22,540 |
| | | | 100% Alberta School Foundation Fund | | | |
| 4517000 | SW-36-25-22-4 | 104.50 Acres | | | | |
| | F LAND | | T 1 FARMLAND | Taxable Total: | | 22,110 |
| | | | 100% Alberta School Foundation Fund | | | |
| 4517010 | SW-36-25-22-4 | 55.50 Acres | | SOUTHWEST PORTION | | |
| | F LAND | | T 1 FARMLAND | Taxable Total: | | 3,580 |
| | | | 100% Alberta School Foundation Fund | | | |
| 4518000 | NE-1-26-22-4 | 160.00 Acres | | | | |
| | F LAND | | T 1 FARMLAND | Taxable Total: | | 33,300 |
| | | | 100% Alberta School Foundation Fund | | | |



2020 Assessment Roll (Valuation Date 1-July, 2020) 2021 Taxation Year, Wheatland County

Assessment Year: 2020
Tax Year: 2021

| Roll | Legal Address | Total |
|---------|--|-------|
| 4519000 | NW-1-26-22-4 160.00 Acres | |
| | F LAND T 1 FARMLAND Taxable Total: 26,770 100% Alberta School Foundation Fund | |
| 4520000 | SE-1-26-22-4 157.50 Acres | |
| | F LAND T 1 FARMLAND Taxable Total: 30,170 100% Alberta School Foundation Fund | |
| 4521000 | SW-1-26-22-4 157.29 Acres | |
| | F LAND T 1 FARMLAND Taxable Total: 28,340 100% Alberta School Foundation Fund | |
| 4522000 | NE-2-26-22-4 160.00 Acres | |
| | F LAND T 1 FARMLAND Taxable Total: 21,560 100% Alberta School Foundation Fund | |
| 4523000 | NW-2-26-22-4 158.43 Acres | |
| | F LAND T 1 FARMLAND Taxable Total: 33,490 100% Alberta School Foundation Fund | |
| 4524000 | SE-2-26-22-4 157.97 Acres | |
| | F LAND T 1 FARMLAND Taxable Total: 31,320 100% The Golden Hills Reg. Div. 15 | |
| 4525000 | SW-2-26-22-4 156.99 Acres | |
| | F LAND T 1 FARMLAND Taxable Total: 35,660 100% Alberta School Foundation Fund | |
| 4526000 | NE-3-26-22-4 158.35 Acres | |
| | F LAND T 1 FARMLAND Taxable Total: 26,730 100% Alberta School Foundation Fund | |
| 4527000 | NW-3-26-22-4 160.00 Acres | |
| | F LAND T 1 FARMLAND Taxable Total: 29,250 | |



2020 Assessment Roll (Valuation Date 1-July, 2020) 2021 Taxation Year, Wheatland County

Assessment Year: 2020
Tax Year: 2021

| Roll | Legal Address | | | | | | Total |
|---------|---------------|--------------|-------------------------------------|--|----------------|--|--------|
| | | | 100% Alberta School Foundation Fund | | | | |
| 4528000 | SE-3-26-22-4 | 156.99 Acres | | | | | |
| | F LAND | | T 1 FARMLAND | | Taxable Total: | | 16,890 |
| | | | 100% Alberta School Foundation Fund | | | | |
| 4529000 | SW-3-26-22-4 | 158.01 Acres | | | | | |
| | F LAND | | T 1 FARMLAND | | Taxable Total: | | 27,420 |
| | | | 100% Alberta School Foundation Fund | | | | |
| 4530000 | NE-4-26-22-4 | 160.00 Acres | | | | | |
| | F LAND | | T 1 FARMLAND | | Taxable Total: | | 33,890 |
| | | | 100% Alberta School Foundation Fund | | | | |
| 4531000 | SE-4-26-22-4 | 158.01 Acres | | | | | |
| | F LAND | | T 1 FARMLAND | | Taxable Total: | | 35,680 |
| | | | 100% Alberta School Foundation Fund | | | | |
| 4532000 | SW-4-26-22-4 | 158.01 Acres | | | | | |
| | F LAND | | T 1 FARMLAND | | Taxable Total: | | 33,040 |
| | | | 100% Alberta School Foundation Fund | | | | |
| 4533000 | SE-5-26-22-4 | 153.98 Acres | | | | | |
| | F LAND | | T 1 FARMLAND | | Taxable Total: | | 36,880 |
| | | | 100% The Golden Hills Reg. Div. 15 | | | | |
| 4534000 | SE-12-26-22-4 | 160.00 Acres | | | | | |
| | F LAND | | T 1 FARMLAND | | Taxable Total: | | 37,110 |
| | | | 100% Alberta School Foundation Fund | | | | |
| 4535000 | SW-12-26-22-4 | 160.00 Acres | | | | | |
| | F LAND | | T 1 FARMLAND | | Taxable Total: | | 36,290 |
| | | | 100% Alberta School Foundation Fund | | | | |
| 4536000 | NE-31-26-22-4 | 156.84 Acres | | | | | |



2020 Assessment Roll (Valuation Date 1-July, 2020) 2021 Taxation Year, Wheatland County

Assessment Year: 2020
Tax Year: 2021

| Roll | Legal Address | | | | | | Total | |
|---------|-------------------------------------|---------------------|--------------|---|-------------------------------------|---------------------------------|----------------|---------|
| 4537000 | F | LAND | | T | 1 | FARMLAND | Taxable Total: | 34,120 |
| | | | | | 100% Alberta School Foundation Fund | | | |
| | | NW-31-26-22-4 | 157.32 Acres | | | | | |
| 4538000 | F | LAND | | T | 1 | FARMLAND | Taxable Total: | 34,770 |
| | | | | | 100% Alberta School Foundation Fund | | | |
| | 5775AV A 1 | SW-3-26-23-4 | 74.88 Acres | | Ptn. East of Rd 3541HQ and | | | |
| 4540000 | F | LAND | | T | 1 | FARMLAND | Taxable Total: | 19,240 |
| | | | | | 100% Alberta School Foundation Fund | | | |
| | 5775AV A 1,2 | NE-4-26-23-4 | 179.37 Acres | | | | | |
| | 260080 RGE RD 233 | | | | | | | |
| | F | LAND & IMPROVEMENTS | | T | 1 | FARMLAND | | 39,340 |
| | R | | | T | 103 | RESIDENTIAL LAND & IMPROVEMENTS | | 321,440 |
| | | | | | Taxable Total: | | | 360,780 |
| | R | | | E | 901 | RURAL RESIDENCE EXEMPTION (RAP) | | 61,540 |
| | R | | | E | 903 | FARM BUILDING EXEMPT | | 8,180 |
| | 100% Alberta School Foundation Fund | | | | Exempt Total: | | | 69,720 |
| | | | | | Totals: | | | 430,500 |
| 4541000 | 5775AV A 2 | NW-3-26-23-4 | 75.52 Acres | | & PART NW3 | | | |
| | 232071A TWP RD 261 | | | | | | | |
| | F | LAND & IMPROVEMENTS | | T | 1 | FARMLAND | | 18,270 |
| | R | | | T | 103 | RESIDENTIAL LAND & IMPROVEMENTS | | 287,790 |
| | | | | | Taxable Total: | | | 306,060 |
| | R | | | E | 901 | RURAL RESIDENCE EXEMPTION (RAP) | | 92,310 |
| | 100% Alberta School Foundation Fund | | | | Totals: | | | 398,370 |
| 4542000 | 5775AV A 3 | SW-3-26-23-4 | 118.00 Acres | | & PART SE | | | |
| 4543000 | F | LAND | | T | 1 | FARMLAND | Taxable Total: | 31,650 |
| | | | | | 100% Alberta School Foundation Fund | | | |
| | 5775AV A 4 | NW-3-26-23-4 | 118.00 Acres | | & PART NE | | | |
| 4544000 | F | LAND | | T | 1 | FARMLAND | Taxable Total: | 30,650 |
| | | | | | 100% Alberta School Foundation Fund | | | |
| | 5775AV A 5 | SE-3-26-23-4 | 118.50 Acres | | | | | |



2020 Assessment Roll (Valuation Date 1-July, 2020) 2021 Taxation Year, Wheatland County

Assessment Year: 2020
Tax Year: 2021

| Roll | Legal Address | | | | | | Total |
|---------|----------------|---------------------|--------------|--|---------------------------------------|-------------------------------|---------|
| | F | LAND | | | T 1 FARMLAND | Taxable Total: | 30,780 |
| | | | | | 100% Alberta School Foundation Fund | | |
| 4545000 | 5775AV A 6 | NE-3-26-23-4 | 118.50 Acres | | | | |
| | F | LAND | | | T 1 FARMLAND | Taxable Total: | 30,780 |
| | | | | | 100% Alberta School Foundation Fund | | |
| 4546000 | 5775AV A 7 | SW-2-26-23-4 | 114.55 Acres | | | | |
| | F | LAND | | | T 1 FARMLAND | Taxable Total: | 29,100 |
| | | | | | 100% Alberta School Foundation Fund | | |
| 4547000 | 5775AV A 8 | NW-2-26-23-4 | 114.50 Acres | | | | |
| | F | LAND | | | T 1 FARMLAND | Taxable Total: | 27,770 |
| | | | | | 100% Alberta School Foundation Fund | | |
| 4548000 | 5775AV A 9 | SE-2-26-23-4 | 118.50 Acres | | | | |
| | F | LAND | | | T 1 FARMLAND | Taxable Total: | 30,130 |
| | | | | | 100% Alberta School Foundation Fund | | |
| 4549000 | 5775AV A 10,12 | NE-2-26-23-4 | 225.50 Acres | | | | |
| | F | LAND | | | T 1 FARMLAND | Taxable Total: | 55,570 |
| | | | | | 100% Alberta School Foundation Fund | | |
| 4550000 | 5775AV A 11 | SE-2-26-23-4 | 110.67 Acres | | | westerly 1850' & PART SW OF 1 | |
| | F | LAND | | | T 1 FARMLAND | Taxable Total: | 27,100 |
| | | | | | 100% Alberta School Foundation Fund | | |
| 4550010 | 5775AV A 11 | SW-1-26-23-4 | 22.13 Acres | | | | |
| | | 230066 HWY 564 | | | | | |
| | F | LAND & IMPROVEMENTS | | | T 1 FARMLAND | | 2,080 |
| | R | | | | T 103 RESIDENTIAL LAND & IMPROVEMENTS | | 227,060 |
| | | | | | | Taxable Total: | 229,140 |
| | R | | | | E 901 RURAL RESIDENCE EXEMPTION (RAP) | | 61,540 |
| | R | | | | E 903 FARM BUILDING EXEMPT | | 100,980 |
| | | | | | 100% Alberta School Foundation Fund | Exempt Total: | 162,520 |
| | | | | | | Totals: | 391,660 |



2020 Assessment Roll (Valuation Date 1-July, 2020) 2021 Taxation Year, Wheatland County

Assessment Year: 2020
Tax Year: 2021

| Roll | Legal Address | | | | | Total |
|---------|---------------|---------------|--------------|-------------------------------------|----------------|--------|
| 4552000 | 5775AV A 13 | SE-9-26-23-4 | 164.51 Acres | & PART SW E OF CANAL | | |
| | F | LAND | | T 1 FARMLAND | Taxable Total: | 39,890 |
| | | | | 100% Alberta School Foundation Fund | | |
| 4553000 | 5775AV 14 | NE-9-26-23-4 | 136.50 Acres | PARCEL A | | |
| | F | LAND | | T 1 FARMLAND | Taxable Total: | 31,060 |
| | | | | 100% Alberta School Foundation Fund | | |
| 4554000 | 5775AV A 15 | SW-10-26-23-4 | 154.09 Acres | | | |
| | F | LAND | | T 1 FARMLAND | Taxable Total: | 37,810 |
| | | | | 100% Alberta School Foundation Fund | | |
| 4555000 | 5775AV A 16 | NW-10-26-23-4 | 155.01 Acres | | | |
| | F | LAND | | T 1 FARMLAND | Taxable Total: | 38,060 |
| | | | | 100% Alberta School Foundation Fund | | |
| 4556000 | 5775AV A 17 | SE-10-26-23-4 | 158.00 Acres | | | |
| | F | LAND | | T 1 FARMLAND | Taxable Total: | 41,560 |
| | | | | 100% Alberta School Foundation Fund | | |
| 4557000 | 5775AV A 18 | NE-10-26-23-4 | 160.00 Acres | | | |
| | F | LAND | | T 1 FARMLAND | Taxable Total: | 41,230 |
| | | | | 100% Alberta School Foundation Fund | | |
| 4558000 | 5775AV 19 | SW-11-26-23-4 | 114.50 Acres | PARCEL A | | |
| | F | LAND | | T 1 FARMLAND | Taxable Total: | 29,480 |
| | | | | 100% Alberta School Foundation Fund | | |
| 4559000 | 5775AV A 20 | NW-11-26-23-4 | 116.00 Acres | | | |
| | F | LAND | | T 1 FARMLAND | Taxable Total: | 30,020 |
| | | | | 100% Alberta School Foundation Fund | | |
| 4560000 | 5775AV 21 | SE-11-26-23-4 | 118.50 Acres | & PART SW | | |
| | F | LAND | | T 1 FARMLAND | Taxable Total: | 30,300 |



2020 Assessment Roll (Valuation Date 1-July, 2020) 2021 Taxation Year, Wheatland County

Assessment Year: 2020
Tax Year: 2021

| Roll | Legal Address | | | | | | | Total |
|---------|----------------|---------------|--------------|---|-------------------------------------|----------|----------------|--------|
| | | | | | 100% Alberta School Foundation Fund | | | |
| 4561000 | 5775AV 22 | NE-11-26-23-4 | 120.50 Acres | | PARCEL A (includes ptn NW) | | | |
| | F | LAND | | T | 1 | FARMLAND | Taxable Total: | 31,710 |
| | | | | | 100% Christ The Redeemer Reg. 3 | | | |
| 4562000 | 5775AV A 23,24 | SE-11-26-23-4 | 274.00 Acres | | | | | |
| | F | LAND | | T | 1 | FARMLAND | Taxable Total: | 63,520 |
| | | | | | 100% Christ The Redeemer Reg. 3 | | | |
| 4564000 | 5775AV A 25 | SE-16-26-23-4 | 52.62 Acres | | | | | |
| | F | LAND | | T | 1 | FARMLAND | Taxable Total: | 9,140 |
| | | | | | 100% Alberta School Foundation Fund | | | |
| 4565000 | 5775AV A 26 | SW-15-26-23-4 | 134.87 Acres | | & PART OF SE 16 W OF CANAL | | | |
| | F | LAND | | T | 1 | FARMLAND | Taxable Total: | 31,580 |
| | | | | | 100% Alberta School Foundation Fund | | | |
| 4566000 | 5775AV A 27 | SE-15-26-23-4 | 160.00 Acres | | | | | |
| | F | LAND | | T | 1 | FARMLAND | Taxable Total: | 40,050 |
| | | | | | 100% Alberta School Foundation Fund | | | |
| 4567000 | 5775AV A 28 | NW-15-26-23-4 | 163.50 Acres | | | | | |
| | F | LAND | | T | 1 | FARMLAND | Taxable Total: | 32,640 |
| | | | | | 100% Alberta School Foundation Fund | | | |
| 4568000 | 5775AV A 29,31 | SW-14-26-23-4 | 156.00 Acres | | LOT 29 116AC, LOT 31 40AC | | | |
| | F | LAND | | T | 1 | FARMLAND | Taxable Total: | 41,350 |
| | | | | | 100% Alberta School Foundation Fund | | | |
| 4569000 | 5775AV A 30 | NE-15-26-23-4 | 132.86 Acres | | & PART OF NW, SE & SW 1/4,s | | | |
| | F | LAND | | T | 1 | FARMLAND | Taxable Total: | 25,410 |
| | | | | | 100% Alberta School Foundation Fund | | | |
| 4570000 | 5775AV A 31,33 | SE-14-26-23-4 | 191.25 Acres | | | | | |



2020 Assessment Roll (Valuation Date 1-July, 2020) 2021 Taxation Year, Wheatland County

Assessment Year: 2020
Tax Year: 2021

| Roll | Legal Address | | | | | | | Total |
|---------|---------------|---------------|--------------|--|---|---|-------------------------------------|-------------------------|
| | F | LAND | | | T | 1 | FARMLAND | Taxable Total: 49,040 |
| | | | | | | | 100% The Golden Hills Reg. Div. 15 | |
| 4572000 | 5775AV A 32 | NW-14-26-23-4 | 153.64 Acres | | | | | & PART OF NE |
| | F | LAND | | | T | 1 | FARMLAND | Taxable Total: 39,640 |
| | | | | | | | 100% Alberta School Foundation Fund | |
| 4574000 | 5775AV A 33 | SW-13-26-23-4 | 23.75 Acres | | | | | W OF CANAL |
| | F | LAND | | | T | 1 | FARMLAND | Taxable Total: 2,580 |
| | | | | | | | 100% Alberta School Foundation Fund | |
| 4575000 | 5775AV A 34 | NE-13-26-23-4 | 130.69 Acres | | | | | W OF CANAL |
| | F | LAND | | | T | 1 | FARMLAND | Taxable Total: 30,370 |
| | | | | | | | 100% The Golden Hills Reg. Div. 15 | |
| 4576000 | 5775AV A 35 | SW-23-26-23-4 | 106.34 Acres | | | | | & PART OF NW S OF CANAL |
| | F | LAND | | | T | 1 | FARMLAND | Taxable Total: 20,440 |
| | | | | | | | 100% Alberta School Foundation Fund | |
| 4577000 | 5775AV A 36 | SE-23-26-23-4 | 77.45 Acres | | | | | S OF CANAL |
| | F | LAND | | | T | 1 | FARMLAND | Taxable Total: 13,550 |
| | | | | | | | 100% Alberta School Foundation Fund | |
| 4578000 | 5775AV A 37 | SE-4-26-23-4 | 83.46 Acres | | | | | W OF CANAL |
| | F | LAND | | | T | 1 | FARMLAND | Taxable Total: 19,180 |
| | | | | | | | 100% Alberta School Foundation Fund | |
| 4579000 | 5775AV A 38 | NW-4-26-23-4 | 160.00 Acres | | | | | |
| | F | LAND | | | T | 1 | FARMLAND | Taxable Total: 40,840 |
| | | | | | | | 100% Alberta School Foundation Fund | |
| 4580000 | 5775AV A 38 | NW-4-26-23-4 | 48.39 Acres | | | | | W OF CANAL |
| | F | LAND | | | T | 1 | FARMLAND | Taxable Total: 8,670 |
| | | | | | | | 100% Alberta School Foundation Fund | |



2020 Assessment Roll (Valuation Date 1-July, 2020) 2021 Taxation Year, Wheatland County

Assessment Year: 2020
Tax Year: 2021

| Roll | Legal Address | Total |
|---------|---|--|
| 4581000 | 5775AV A 39-42 SW-9-26-23-4 329.03 Acres | LOT 39 149.87AC, LOT 40 78.7AC |
| | F LAND T 1 FARMLAND 100% Alberta School Foundation Fund | Taxable Total: 78,650 |
| 4584000 | 5775AV A 43 SE-16-26-23-4 91.69 Acres | & PART NE 1/4 S OF CANAL |
| | F LAND T 1 FARMLAND 100% Alberta School Foundation Fund | Taxable Total: 14,890 |
| 4584010 | 5775AV A 43 SE-16-26-23-4 2.09 Acres | CANAL |
| | NR LAND E 167 WESTERN IRRIGATION DIST EXEMPT 100% Alberta School Foundation Fund | Exempt Total: 63,900 |
| 4585000 | 5775AV A 44 NE-16-26-23-4 148.03 Acres 262050 RGE RD 233 | |
| | F LAND & IMPROVEMENTS T 1 FARMLAND | 21,500 |
| | R T 103 RESIDENTIAL LAND & IMPROVEMENTS | 293,060 |
| | R E 901 RURAL RESIDENCE EXEMPTION (RAP) 100% Alberta School Foundation Fund | Taxable Total: 314,560 36,040 |
| | | Totals: 350,600 |
| 4586000 | 8210393 1 NE-16-26-23-4 2.99 Acres 262072 RGE RD 233 | N OF CANAL Rockyford Waste Transfer Site |
| | NR LAND & IMPROVEMENTS E 158 WASTE TRANSFER SITES EXEMPT 100% Alberta School Foundation Fund | Exempt Total: 124,740 |
| 4587000 | 5775AV A 44 NE-16-26-23-4 4.65 Acres | S OF CANAL |
| | F LAND T 1 FARMLAND 100% Alberta School Foundation Fund | Taxable Total: 530 |
| 4588000 | 5775AV 45-47 NW-15-26-23-4 130.36 Acres | &NWpartSW15,ptnSW22-Parcel A |
| | F LAND T 1 FARMLAND 100% Alberta School Foundation Fund | Taxable Total: 20,850 |
| 4589010 | 5775AV A 46 SW-15-26-23-4 0.45 Acres | IRRIG DITCH |
| | NR LAND E 167 WESTERN IRRIGATION DIST EXEMPT 100% Alberta School Foundation Fund | Exempt Total: 29,420 |



2020 Assessment Roll (Valuation Date 1-July, 2020) 2021 Taxation Year, Wheatland County

Assessment Year: 2020
Tax Year: 2021

| Roll | Legal Address | Total |
|---------|--|-----------------------------|
| 4591000 | 3993JK OT NW-15-26-23-4 2.45 Acres ROCKYFORD DUMP | |
| | NR LAND E 162 OTHER MUNICIPAL EXEMPT 100% Alberta School Foundation Fund Exempt Total: | 13,580 |
| 4592000 | 5775AV 49 SE-22-26-23-4 64.09 Acres PARCEL A ; N OF CANAL | |
| | F LAND T 1 FARMLAND 100% Christ The Redeemer Reg. 3 Taxable Total: | 7,770 |
| 4592010 | 1611851 2 1 SE-22-26-23-4 6.78 Acres 263038 RGE RD 232 NE Corner | |
| | F LAND & IMPROVEMENTS T 1 FARMLAND R T 103 RESIDENTIAL LAND & IMPROVEMENTS Taxable Total: | 770 415,630 416,400 |
| | R E 901 RURAL RESIDENCE EXEMPTION (RAP) 100% Alberta School Foundation Fund Totals: | 770 417,170 |
| 4594000 | 5775AV 50 SE-22-26-23-4 37.77 Acres NW CORNER (PARCEL A) | |
| | F LAND T 1 FARMLAND 100% Christ The Redeemer Reg. 3 Taxable Total: | 6,420 |
| 4595000 | 1012559 1 1 SW-23-26-23-4 24.07 Acres 263039 RGE RD 232 NW CORNER | |
| | F LAND & IMPROVEMENTS T 1 FARMLAND R T 103 RESIDENTIAL LAND & IMPROVEMENTS Taxable Total: | 3,020 400,580 403,600 |
| | R E 901 RURAL RESIDENCE EXEMPTION (RAP) R E 903 FARM BUILDING EXEMPT 100% Alberta School Foundation Fund Exempt Total: | 3,020 20,040 23,060 |
| | Totals: | 426,660 |
| 4596000 | 6349AV B 1 SW-1-26-23-4 130.36 Acres E OF CANAL | |
| | F LAND T 1 FARMLAND 100% Alberta School Foundation Fund Taxable Total: | 31,090 |
| 4597000 | 6349AV 2,4 N -1-26-23-4 291.00 Acres Parcel B | |
| | F LAND T 1 FARMLAND 100% Alberta School Foundation Fund Taxable Total: | 71,120 |



2020 Assessment Roll (Valuation Date 1-July, 2020) 2021 Taxation Year, Wheatland County

Assessment Year: 2020
Tax Year: 2021

| Roll | Legal Address | | | | | | | | Total |
|---------|---------------|---------------------|--------------|---|-----|-------------------------------------|----------------|------------------|---------|
| 4598000 | 6349AV B 3 | SE-1-26-23-4 | 138.25 Acres | | | | | | |
| | F | LAND | | T | 1 | FARMLAND | Taxable Total: | | 36,370 |
| | | | | | | 100% Alberta School Foundation Fund | | | |
| 4600000 | 7510379 1 | SW-6-26-22-4 | 157.89 Acres | | | | | | |
| | F | LAND | | T | 1 | FARMLAND | Taxable Total: | | 36,750 |
| | | | | | | 100% Alberta School Foundation Fund | | | |
| 4601000 | 6349AV B 6 | NW-6-26-22-4 | 158.00 Acres | | | | | | |
| | F | LAND | | T | 1 | FARMLAND | Taxable Total: | | 40,910 |
| | | | | | | 100% Alberta School Foundation Fund | | | |
| 4602000 | 7510379 2 | E -6-26-22-4 | 301.41 Acres | | | | | | |
| | F | LAND | | T | 1 | FARMLAND | Taxable Total: | | 62,370 |
| | | | | | | 100% Alberta School Foundation Fund | | | |
| 4602010 | 0111653 2 2 | SE-6-26-22-4 | 8.95 Acres | | | | | NORTHEAST CORNER | |
| | | 260016 RGE RD 225 | | | | | | | |
| | F | LAND & IMPROVEMENTS | | T | 1 | FARMLAND | | | 510 |
| | R | | | T | 103 | RESIDENTIAL LAND & IMPROVEMENTS | | | 301,540 |
| | | | | | | | Taxable Total: | | 302,050 |
| | R | | | E | 901 | RURAL RESIDENCE EXEMPTION (RAP) | | | 510 |
| | R | | | E | 903 | FARM BUILDING EXEMPT | | | 36,810 |
| | | | | | | 100% Alberta School Foundation Fund | Exempt Total: | | 37,320 |
| | | | | | | | Totals: | | 339,370 |
| 4603000 | 6349AV B 8 | NW-12-26-23-4 | 137.00 Acres | | | | | E OF CANAL | |
| | | 230069 TWP RD 262 | | | | | | | |
| | F | LAND & IMPROVEMENTS | | T | 1 | FARMLAND | | | 27,550 |
| | R | | | T | 103 | RESIDENTIAL LAND & IMPROVEMENTS | | | 258,660 |
| | | | | | | | Taxable Total: | | 286,210 |
| | R | | | E | 901 | RURAL RESIDENCE EXEMPTION (RAP) | | | 61,540 |
| | | | | | | 100% Alberta School Foundation Fund | Totals: | | 347,750 |
| 4604000 | 6349AV 9 | SW-12-26-23-4 | 131.00 Acres | | | | | E OF CANAL | |
| | | 230068A TWP RD 261 | | | | | | | |
| | F | LAND & IMPROVEMENTS | | T | 1 | FARMLAND | | | 27,280 |
| | R | | | T | 103 | RESIDENTIAL LAND & IMPROVEMENTS | | | 208,850 |
| | | | | | | | Taxable Total: | | 236,130 |



2020 Assessment Roll (Valuation Date 1-July, 2020) 2021 Taxation Year, Wheatland County

Assessment Year: 2020
Tax Year: 2021

| Roll | Legal Address | | | | Total |
|---------|---------------|---------------|--------|---------------------------------|---------------------------|
| | R | E | 901 | RURAL RESIDENCE EXEMPTION (RAP) | 27,280 |
| | R | E | 903 | FARM BUILDING EXEMPT | 6,140 |
| | | | 100% | Alberta School Foundation Fund | Exempt Total: 33,420 |
| | | | | | Totals: 269,550 |
| 4605000 | 6349AV B 0 | NE-12-26-23-4 | 143.00 | Acres | |
| | F | LAND | T | 1 FARMLAND | Taxable Total: 37,760 |
| | | | 100% | Alberta School Foundation Fund | |
| 4606000 | 6349AV B 11 | SE-12-26-23-4 | 138.50 | Acres | |
| | F | LAND | T | 1 FARMLAND | Taxable Total: 35,220 |
| | | | 100% | Alberta School Foundation Fund | |
| 4607000 | 6349AV B 12 | NW-7-26-22-4 | 139.00 | Acres | |
| | F | LAND | T | 1 FARMLAND | Taxable Total: 36,760 |
| | | | 100% | Alberta School Foundation Fund | |
| 4608000 | 6349AV B 13 | SW-7-26-22-4 | 134.50 | Acres | |
| | F | LAND | T | 1 FARMLAND | Taxable Total: 33,340 |
| | | | 100% | Alberta School Foundation Fund | |
| 4609000 | 6349AV B 14 | NE-7-26-22-4 | 110.38 | Acres | W OF CANAL & PART NW |
| | F | LAND | T | 1 FARMLAND | Taxable Total: 27,950 |
| | | | 100% | Alberta School Foundation Fund | |
| 4610000 | 6349AV B 15 | SE-7-26-22-4 | 177.50 | Acres | & PART SE |
| | F | LAND | T | 1 FARMLAND | Taxable Total: 44,740 |
| | | | 100% | Alberta School Foundation Fund | |
| 4611000 | 6349AV B 16 | SW-18-26-22-4 | 67.10 | Acres | S OF CANAL |
| | F | LAND | T | 1 FARMLAND | Taxable Total: 14,260 |
| | | | 100% | Alberta School Foundation Fund | |
| 4612000 | 53/171 A | SW-18-26-22-4 | 3.41 | Acres | OLD SCHOOL SITE SE CORNER |
| | NR | LAND | E | 156 SCHOOLS EXEMPT | Exempt Total: 61,760 |



2020 Assessment Roll (Valuation Date 1-July, 2020) 2021 Taxation Year, Wheatland County

Assessment Year: 2020
Tax Year: 2021

| Roll | Legal Address | | | | | | Total |
|---------|---------------|---------------|---------------------|-------------------------------------|-----|--|--------|
| | | | | 100% Alberta School Foundation Fund | | | |
| 4612010 | 6349AV OT | SE-18-26-22-4 | 0.04 Acres | | | | |
| | NR | LAND | | E | 155 | WHEATLAND COUNTY EXEMPT 100% Alberta School Foundation Fund | 40 |
| 4612020 | 6349AV OT | SE-18-26-22-4 | 1.42 Acres | | | | |
| | R | LAND | | T | 104 | RESIDENTIAL VACANT LAND 100% Alberta School Foundation Fund | 3,800 |
| 4613000 | 6349AV B | SW-18-26-22-4 | 0.49 Acres | | | SE CORNER OF B16 PART OF ABBAN | |
| | R | LAND | | T | 104 | RESIDENTIAL VACANT LAND 100% Alberta School Foundation Fund | 1,300 |
| 4614000 | 6349AV B 17 | SE-13-26-23-4 | 90.50 Acres | | | & PART NE | |
| | F | LAND | | T | 1 | FARMLAND 100% Alberta School Foundation Fund | 23,500 |
| 4615000 | 6349AV B 18 | S-13-26-23-4 | 97.00 Acres | | | &PART SW 1/4 | |
| | F | LAND | | T | 1 | FARMLAND 100% Alberta School Foundation Fund | 24,210 |
| 4616000 | 6349AV B 19 | NE-13-26-23-4 | 121.50 Acres | | | & PART NW | |
| | F | LAND | | T | 1 | FARMLAND 100% Alberta School Foundation Fund | 30,900 |
| 4617000 | 6349AV B 20 | NW-13-26-23-4 | 109.00 Acres | | | & PART SW | |
| | F | LAND | 262048A RGE RD 231A | T | 1 | FARMLAND 100% Alberta School Foundation Fund | 25,660 |
| 4618000 | 6349AV B 21 | SW-24-26-23-4 | 124.82 Acres | | | & PART OF SE & NE & NW 13 | |
| | F | LAND | | T | 1 | FARMLAND 100% Alberta School Foundation Fund | 31,050 |
| 4619000 | 6349AV B 22 | NW-13-26-23-4 | 103.21 Acres | | | & PART SW 24 | |



2020 Assessment Roll (Valuation Date 1-July, 2020) 2021 Taxation Year, Wheatland County

Assessment Year: 2020
Tax Year: 2021

| Roll | Legal Address | | | | | Total |
|---------|----------------|---------------------|--------------|-----|-------------------------------------|--------------------------|
| | F | LAND | T | 1 | FARMLAND | Taxable Total: 23,220 |
| | | | | | 100% Alberta School Foundation Fund | |
| 4620000 | 6349AV B 23,27 | NW-24-26-23-4 | 350.17 Acres | | | |
| | F | LAND | T | 1 | FARMLAND | Taxable Total: 75,870 |
| | | | | | 100% Alberta School Foundation Fund | |
| 4621000 | 6349AV B 24 | SE-23-26-23-4 | 115.25 Acres | | | & PARTS OF NE-23 & SW 24 |
| | F | LAND | T | 1 | FARMLAND | Taxable Total: 23,650 |
| | | | | | 100% Alberta School Foundation Fund | |
| 4622000 | 6349AV B 25,26 | SW-25-26-23-4 | 284.02 Acres | | | |
| | F | LAND | T | 1 | FARMLAND | Taxable Total: 58,830 |
| | | | | | 100% Alberta School Foundation Fund | |
| 4625000 | 6349AV 28 | NW-23-26-23-4 | 115.16 Acres | | | W OF CANAL |
| | | 263057 RGE RD 232 | | | | |
| | F | LAND & IMPROVEMENTS | T | 1 | FARMLAND | 16,850 |
| | R | | T | 103 | RESIDENTIAL LAND & IMPROVEMENTS | 448,750 |
| | | | | | Taxable Total: | 465,600 |
| | R | | E | 901 | RURAL RESIDENCE EXEMPTION (RAP) | 16,850 |
| | | | | | 100% Alberta School Foundation Fund | Totals: 482,450 |
| 4626000 | 6349AV B 29 | SW-26-26-23-4 | 94.40 Acres | | | W OF CANAL |
| | F | LAND | T | 1 | FARMLAND | Taxable Total: 8,670 |
| | | | | | 100% Alberta School Foundation Fund | |
| 4627000 | 6349AV B 29 | SE-26-26-23-4 | 13.00 Acres | | | NW CORNER |
| | F | LAND | T | 1 | FARMLAND | Taxable Total: 2,580 |
| | | | | | 100% Alberta School Foundation Fund | |
| 4628000 | 6349AV B 30,31 | NE-26-26-23-4 | 377.26 Acres | | | & part in NW 25 |
| | F | LAND | T | 1 | FARMLAND | Taxable Total: 72,520 |
| | | | | | 100% Alberta School Foundation Fund | |
| 4630000 | 6349AV 32 | SW-5-26-22-4 | 6.20 Acres | | | NW CORNER - PARCEL B |
| | F | LAND | T | 1 | FARMLAND | Taxable Total: 460 |



2020 Assessment Roll (Valuation Date 1-July, 2020) 2021 Taxation Year, Wheatland County

Assessment Year: 2020
Tax Year: 2021

| Roll | Legal Address | | | | | | | | Total |
|---------|---------------|---------------------|--------------|---|-------------------------------------|---------------------------------|----------------|--|---------|
| | | | | | 100% Alberta School Foundation Fund | | | | |
| 4631000 | 7510379 3 | SW-5-26-22-4 | 142.66 Acres | | | | | | |
| | F | LAND | | T | 1 | FARMLAND | Taxable Total: | | 27,300 |
| | | | | | 100% Alberta School Foundation Fund | | | | |
| 4632010 | 7510379 4 | NW-32-25-22-4 | 143.84 Acres | | E OF ROAD | | | | |
| | F | LAND | | T | 1 | FARMLAND | Taxable Total: | | 23,840 |
| | | | | | 100% Alberta School Foundation Fund | | | | |
| 4632020 | 8410607 8 | NW-32-25-22-4 | 20.53 Acres | | SW Corner | | | | |
| | F | LAND | | T | 1 | FARMLAND | Taxable Total: | | 3,260 |
| | | | | | 100% Alberta School Foundation Fund | | | | |
| 4633010 | 7510379 5 | NE-31-25-22-4 | 127.01 Acres | | | | | | |
| | F | LAND | | T | 1 | FARMLAND | Taxable Total: | | 22,700 |
| | | | | | 100% Alberta School Foundation Fund | | | | |
| 4633020 | 8410607 7 | NE-31-25-22-4 | 35.70 Acres | | N OF ROAD | | | | |
| | | 255085 RGE RD 225 | | | | | | | |
| | F | LAND & IMPROVEMENTS | | T | 1 | FARMLAND | | | 2,070 |
| | R | | | T | 103 | RESIDENTIAL LAND & IMPROVEMENTS | | | 201,960 |
| | | | | | Taxable Total: | | | | 204,030 |
| | R | | | E | 901 | RURAL RESIDENCE EXEMPTION (RAP) | | | 61,540 |
| | R | | | E | 903 | FARM BUILDING EXEMPT | | | 22,300 |
| | | | | | 100% Alberta School Foundation Fund | | | | |
| | | | | | Exempt Total: | | | | 83,840 |
| | | | | | Totals: | | | | 287,870 |
| 4634000 | 7510379 6 | NW-31-25-22-4 | 158.15 Acres | | | | | | |
| | F | LAND | | T | 1 | FARMLAND | Taxable Total: | | 24,730 |
| | | | | | 100% Alberta School Foundation Fund | | | | |
| 4635000 | 5755AW 1 | SW-8-26-22-4 | 259.50 Acres | | PARCEL C | | | | |
| | F | LAND | | T | 1 | FARMLAND | Taxable Total: | | 54,310 |
| | | | | | 100% Alberta School Foundation Fund | | | | |
| 4636000 | 5755AW 2 | NW-8-26-22-4 | 177.24 Acres | | & PART NE 7 (PARCEL C) | | | | |



2020 Assessment Roll (Valuation Date 1-July, 2020) 2021 Taxation Year, Wheatland County

Assessment Year: 2020
Tax Year: 2021

| Roll | Legal Address | | | | | Total |
|---------|---------------|---------------|--------------|--|---|-------------------------------|
| | F | LAND | | | T 1 FARMLAND 100% Alberta School Foundation Fund | Taxable Total: 45,830 |
| 4638000 | 5755AW 5 | SW-18-26-22-4 | 168.49 Acres | | | & PART SE (PARCEL C) |
| | F | LAND | | | T 1 FARMLAND 100% Alberta School Foundation Fund | Taxable Total: 42,340 |
| 4639000 | 5755AW 6 | NW-18-26-22-4 | 201.50 Acres | | | & PART SW 19 (PARCEL C) |
| | F | LAND | | | T 1 FARMLAND 100% Alberta School Foundation Fund | Taxable Total: 50,300 |
| 4640000 | 5755AW 7 | SW-17-26-22-4 | 160.50 Acres | | | & PART SE 18 (PARCEL C) |
| | F | LAND | | | T 1 FARMLAND 100% Alberta School Foundation Fund | Taxable Total: 42,480 |
| 4641000 | 5755AW 8 | NE-18-26-22-4 | 170.50 Acres | | | & Ptn NW & Ptn S-19(Parcel C) |
| | F | LAND | | | T 1 FARMLAND 100% Alberta School Foundation Fund | Taxable Total: 44,820 |
| 4642000 | 5755AW 3,9 | SE-17-26-22-4 | 490.00 Acres | | | PARCEL C |
| | F | LAND | | | T 1 FARMLAND 100% The Golden Hills Reg. Div. 15 | Taxable Total: 98,370 |
| 4643000 | 5755AW 10 | NW-17-26-22-4 | 171.00 Acres | | | & PART NE 18 (PARCEL C) |
| | F | LAND | | | T 1 FARMLAND 100% Alberta School Foundation Fund | Taxable Total: 45,570 |
| 4644000 | 5755AW 11 | SE-24-26-23-4 | 124.60 Acres | | | & PART SW (PARCEL C) |
| | F | LAND | | | T 1 FARMLAND 100% Alberta School Foundation Fund | Taxable Total: 29,800 |
| 4645000 | 5755AW 12 | NE-17-26-22-4 | 184.00 Acres | | | & PART NW (PARCEL C) |
| | F | LAND | | | T 1 FARMLAND 100% Alberta School Foundation Fund | Taxable Total: 38,580 |



2020 Assessment Roll (Valuation Date 1-July, 2020) 2021 Taxation Year, Wheatland County

Assessment Year: 2020
Tax Year: 2021

| Roll | Legal Address | Total |
|---------|--|---------|
| 4646000 | 5755AW 13 SW-19-26-22-4 127.58 Acres & PART SW (PARCEL C) | |
| | F LAND T 1 FARMLAND Taxable Total: 100% Alberta School Foundation Fund | 32,520 |
| 4647000 | 5755AW C 14,21 NE-24-26-23-4 303.75 Acres 230022 TWP RD 263A | |
| | F LAND & IMPROVEMENTS T 1 FARMLAND | 57,020 |
| | R T 101 RESIDENTIAL IMPROVEMENT NIL RAP ALLOW | 150,500 |
| | R T 103 RESIDENTIAL LAND & IMPROVEMENTS | 133,640 |
| | Taxable Total: | 341,160 |
| | R E 903 FARM BUILDING EXEMPT 100% Alberta School Foundation Fund | 11,760 |
| | Totals: | 352,920 |
| 4648000 | 5755AW 15 SE-19-26-22-4 153.07 Acres & PART SW (PARCEL C) | |
| | F LAND T 1 FARMLAND Taxable Total: 100% Alberta School Foundation Fund | 39,540 |
| 4649000 | 5755AW C 16 NW-19-26-22-4 136.00 Acres & PART NE | |
| | F LAND T 1 FARMLAND Taxable Total: 100% Alberta School Foundation Fund | 34,630 |
| 4650000 | 5755AW 17 SW-20-26-22-4 177.56 Acres & PART SE-19 (PARCEL C) | |
| | F LAND T 1 FARMLAND Taxable Total: 100% Alberta School Foundation Fund | 45,830 |
| 4651000 | 5755AW 18,23 NE-19-26-22-4 358.50 Acres S of Parcel C | |
| | F LAND T 1 FARMLAND Taxable Total: 100% Alberta School Foundation Fund | 89,420 |
| 4652000 | 5755AW 19 SW-20-26-22-4 177.50 Acres PARCEL C | |
| | F LAND T 1 FARMLAND Taxable Total: 100% Alberta School Foundation Fund | 40,370 |
| 4653000 | 5755AW 20 NE-20-26-22-4 165.06 Acres & PART NW (PARCEL C) | |
| | F LAND T 1 FARMLAND Taxable Total: | 35,830 |



2020 Assessment Roll (Valuation Date 1-July, 2020) 2021 Taxation Year, Wheatland County

Assessment Year: 2020
Tax Year: 2021

| Roll | Legal Address | | | | | Total |
|---------|---------------|---------------------|--------------|---------------------------------------|-------------------------------------|---------|
| | | | | 100% Alberta School Foundation Fund | | |
| 4655000 | 5755AW 22,35 | NW-30-26-22-4 | 136.68 Acres | | NE & SE portion East of River | |
| | F | LAND | | T 1 FARMLAND | Taxable Total: | 10,270 |
| | | | | 100% Alberta School Foundation Fund | | |
| 4658000 | 5755AW 24 | NE-30-26-22-4 | 186.54 Acres | | PARCEL C | |
| | F | LAND | | T 1 FARMLAND | Taxable Total: | 40,220 |
| | | | | 100% Alberta School Foundation Fund | | |
| 4659000 | 1912174 1 1 | E-30-26-22-4 | 225.62 Acres | | within LSDs 5, 7, 8, 9, 10, 11 & 12 | |
| | F | LAND | | T 1 FARMLAND | Taxable Total: | 56,290 |
| | | | | 100% Alberta School Foundation Fund | | |
| 4660000 | 5755AW 26-28 | NW-29-26-22-4 | 418.02 Acres | | PARCEL C | |
| | F | LAND | | T 1 FARMLAND | Taxable Total: | 81,370 |
| | | | | 100% Alberta School Foundation Fund | | |
| 4663000 | 5755AW 29 | NE-5-26-22-4 | 106.24 Acres | | PARCEL "C" | |
| | F | LAND | | T 1 FARMLAND | Taxable Total: | 25,860 |
| | | | | 100% Alberta School Foundation Fund | | |
| 4664000 | 5755AW 30 | NE-5-26-22-4 | 37.70 Acres | | Parcel C within LSD 15 & 16 | |
| | F | LAND | | T 1 FARMLAND | Taxable Total: | 2,690 |
| | | | | 100% Alberta School Foundation Fund | | |
| 4665000 | 5755AW 31 | NE-5-26-22-4 | 7.00 Acres | | NW Corner (PARCEL "C") | |
| | | 260092 RGE RD 224A | | | | |
| | F | LAND & IMPROVEMENTS | | T 1 FARMLAND | | 280 |
| | R | | | T 103 RESIDENTIAL LAND & IMPROVEMENTS | | 197,320 |
| | | | | | Taxable Total: | 197,600 |
| | R | | | E 901 RURAL RESIDENCE EXEMPTION (RAP) | | 280 |
| | | | | 100% Alberta School Foundation Fund | Totals: | 197,880 |
| 4666000 | 5755AW 32 | NW-5-26-22-4 | 37.00 Acres | | SE PART - PARCEL C | |
| | F | LAND | | T 1 FARMLAND | Taxable Total: | 4,460 |



2020 Assessment Roll (Valuation Date 1-July, 2020) 2021 Taxation Year, Wheatland County

Assessment Year: 2020
Tax Year: 2021

| Roll | Legal Address | | | | | | Total |
|---------|-----------------|---------------|--------------|-------|-------------------------------------|----------------|---------|
| | | | | | 100% Alberta School Foundation Fund | | |
| 4667000 | 5755AW 33 | NE-25-26-23-4 | 216.99 Acres | | PARCEL C | | |
| | F | LAND | | T 1 | FARMLAND | Taxable Total: | 42,280 |
| | | | | | 100% Alberta School Foundation Fund | | |
| 4668000 | 5755AW 34 | NW-30-26-22-4 | 0.75 Acres | | SW Corner (PARCEL C) | | |
| | R | LAND | | T 104 | RESIDENTIAL VACANT LAND | Taxable Total: | 800 |
| | | | | | 100% Alberta School Foundation Fund | | |
| 4669000 | 5755AW 22,35,36 | S -31-26-22-4 | 300.51 Acres | | LOTS 22,35,36 (PARCEL C) | | |
| | F | LAND | | T 1 | FARMLAND | Taxable Total: | 47,740 |
| | | | | | 100% Alberta School Foundation Fund | | |
| 4672000 | 5755AW 37-39 | NW-32-26-22-4 | 171.43 Acres | | PARCEL C | | |
| | F | LAND | | T 1 | FARMLAND | Taxable Total: | 34,360 |
| | | | | | 100% Alberta School Foundation Fund | | |
| 4675000 | 6197AW 1 | SE-9-26-22-4 | 302.00 Acres | | & Part SE - 36; PARCEL D | | |
| | F | LAND | | T 1 | FARMLAND | Taxable Total: | 25,040 |
| | | | | | 100% The Golden Hills Reg. Div. 15 | | |
| 4676000 | 5756AW OT | SW-36-26-22-4 | 4.55 Acres | | SEVERN CREEK R OF W GRASSWOLD | | |
| | F | LAND | | T 1 | FARMLAND | Taxable Total: | 210 |
| | | | | | 100% Alberta School Foundation Fund | | |
| 4676010 | 5756AW OT | NE-1-27-22-4 | 4.22 Acres | | PARCEL D LOTS 79&97 CREEK ROW | | |
| | F | LAND | | T 1 | FARMLAND | Taxable Total: | 310 |
| | | | | | 100% Alberta School Foundation Fund | | |
| 4677000 | 6197AW 2,3 | NE-9-26-22-4 | 526.00 Acres | | & Part NE&NW 10; PARCEL D SOUTH | | |
| | F | LAND | | T 1 | FARMLAND | Taxable Total: | 104,290 |
| | | | | | 100% Alberta School Foundation Fund | | |
| 4679000 | 6197AW OT | SE-9-26-22-4 | 15.90 Acres | | PART ROAD ALLOWANCE-PARCEL'D' | | |



2020 Assessment Roll (Valuation Date 1-July, 2020) 2021 Taxation Year, Wheatland County

Assessment Year: 2020
Tax Year: 2021

| Roll | Legal Address | | | | | Taxable Total: | Total |
|---------|--------------------|---------------------|--------------|-----|---|------------------------------|---------|
| 4680000 | F | LAND | T | 1 | FARMLAND 100% Alberta School Foundation Fund | | 2,450 |
| | 0312907 1 1 | N -16-26-22-4 | 221.33 Acres | | | PART NE 17 & SW 16 | |
| 4681000 | F | LAND | T | 1 | FARMLAND 100% Alberta School Foundation Fund | | 48,990 |
| | 6197AW 5 OT | SW-16-26-22-4 | 216.50 Acres | | | & PART SE-17;PARCEL D SOUTH | |
| 4682000 | F | LAND | T | 1 | FARMLAND 100% Alberta School Foundation Fund | | 51,220 |
| | 0312907 1 2 | NE-16-26-22-4 | 152.56 Acres | | | PART SW & NE 17 | |
| 4682010 | F | LAND | T | 1 | FARMLAND 100% Alberta School Foundation Fund | | 36,590 |
| | 0510804 1 3 | NE-16-26-22-4 | 9.74 Acres | | | NW CORNER | |
| | 262077 RGE RD 223A | | | | | | |
| | F | LAND & IMPROVEMENTS | T | 1 | FARMLAND | | 720 |
| | R | | T | 103 | RESIDENTIAL LAND & IMPROVEMENTS | | 359,730 |
| | | | | | | Taxable Total: | 360,450 |
| | R | | E | 901 | RURAL RESIDENCE EXEMPTION (RAP) | | 4,170 |
| | | | | | 100% Alberta School Foundation Fund | Totals: | 364,620 |
| 4683000 | 6197AW 6,9 | NW-15-26-22-4 | 157.50 Acres | | | PARCEL D | |
| 4684000 | F | LAND | T | 1 | FARMLAND 100% Alberta School Foundation Fund | | 22,420 |
| | 6197AW 7 OT | SE-16-26-22-4 | 208.50 Acres | | | & PART SW;PARCEL D SOUTH | |
| 4685000 | F | LAND | T | 1 | FARMLAND 100% Alberta School Foundation Fund | | 52,240 |
| | 6196AW 8 | NW-21-26-22-4 | 197.03 Acres | | | PARCEL 'D' CENTRE | |
| 4687000 | F | LAND | T | 1 | FARMLAND 100% Alberta School Foundation Fund | | 42,720 |
| | 6197AW 9 OT | SW-15-26-22-4 | 83.50 Acres | | | E.Part&PartNW;PARCEL D SOUTH | |
| | F | LAND | T | 1 | FARMLAND | | 20,360 |



2020 Assessment Roll (Valuation Date 1-July, 2020) 2021 Taxation Year, Wheatland County

Assessment Year: 2020
Tax Year: 2021

| Roll | Legal Address | | | | | | | | Total |
|---------|---------------------|---------------------|--------------|---|-------------------------------------|---------------------------------|----------------|---------|---------|
| | | | | | 100% Alberta School Foundation Fund | | | | |
| 4688000 | 6196AW 10 | N -21-26-22-4 | 199.93 Acres | | PART S 28 - PARCEL 'D' CENTRE | | | | |
| | F | LAND | | T | 1 | FARMLAND | Taxable Total: | 29,770 | |
| | | | | | 100% The Golden Hills Reg. Div. 15 | | | | |
| 4689000 | 6197AW 11 | SW-21-26-22-4 | 221.27 Acres | | & PART 22;PARCEL D | | | | |
| | F | LAND | | T | 1 | FARMLAND | Taxable Total: | 50,030 | |
| | | | | | 100% Alberta School Foundation Fund | | | | |
| 4690000 | 6196AW 12 | NE-21-26-22-4 | 157.27 Acres | | PARCEL D | | | | |
| | F | LAND | | T | 1 | FARMLAND | Taxable Total: | 32,130 | |
| | | | | | 100% The Golden Hills Reg. Div. 15 | | | | |
| 4690010 | 9812852 12 1 | NE-21-26-22-4 | 42.82 Acres | | EASTERLY PORTION OF B:D L:12 | | | | |
| | 223001A TWP RD 264A | | | | | | | | |
| | F | LAND & IMPROVEMENTS | | T | 1 | FARMLAND | | 5,580 | |
| | R | | | T | 103 | RESIDENTIAL LAND & IMPROVEMENTS | | 531,510 | |
| | | | | | Taxable Total: | | | | 537,090 |
| | R | | | E | 901 | RURAL RESIDENCE EXEMPTION (RAP) | | 5,580 | |
| | R | | | E | 903 | FARM BUILDING EXEMPT | | 95,100 | |
| | | | | | 100% Alberta School Foundation Fund | | | | |
| | | | | | Exempt Total: | | | | 100,680 |
| | | | | | Totals: | | | | 637,770 |
| 4691000 | 6197AW 13 | SE-21-26-22-4 | 120.66 Acres | | & PART Sw-21;PARCEL D | | | | |
| | F | LAND | | T | 1 | FARMLAND | Taxable Total: | 22,430 | |
| | | | | | 100% Alberta School Foundation Fund | | | | |
| 4691010 | 0510804 13 1 | SE-21-26-22-4 | 37.14 Acres | | Ptn. S 21 26 22 | | | | |
| | F | LAND | | T | 1 | FARMLAND | Taxable Total: | 3,450 | |
| | | | | | 100% Alberta School Foundation Fund | | | | |
| 4692000 | 6196AW 14 | NW-22-26-22-4 | 204.58 Acres | | PARCEL D-NW 22 & PART SW-27 | | | | |
| | F | LAND | | T | 1 | FARMLAND | Taxable Total: | 50,820 | |
| | | | | | 100% The Golden Hills Reg. Div. 15 | | | | |
| 4693000 | 6197AW 15 | SW-22-26-22-4 | 162.50 Acres | | PARCEL D SOUTH | | | | |



2020 Assessment Roll (Valuation Date 1-July, 2020) 2021 Taxation Year, Wheatland County

Assessment Year: 2020
Tax Year: 2021

| Roll | Legal Address | | | | | Total | |
|---------|-------------------------------------|---------------------|--------------------------|-------------------------------------|-------------------------------------|----------------|---------|
| 4694000 | F | LAND | | T | 1 FARMLAND | Taxable Total: | 33,440 |
| | 100% The Golden Hills Reg. Div. 15 | | | | | | |
| | 6196AW D 16 | SE-34-26-22-4 | 125.50 Acres | & Part NW 28 | | | |
| 4695000 | F | LAND | | T | 1 FARMLAND | Taxable Total: | 29,520 |
| | 100% Alberta School Foundation Fund | | | | | | |
| | 6196AW 17,19,25 | NE-29-26-22-4 | 608.50 Acres | PARCEL 'D' CENTRE | | | |
| 4695010 | F | LAND | | T | 1 FARMLAND | Taxable Total: | 131,780 |
| | 100% Alberta School Foundation Fund | | | | | | |
| | 0913138 17 1 | SE-29-26-22-4 | 5.00 Acres | NW PART OF LSD 1 | | | |
| | 224020 TWP RD 263A | | | | | | |
| | F | LAND & IMPROVEMENTS | | T | 1 FARMLAND | | 330 |
| | R | | | T | 103 RESIDENTIAL LAND & IMPROVEMENTS | | 238,060 |
| | R | | | E | 901 RURAL RESIDENCE EXEMPTION (RAP) | Taxable Total: | 238,390 |
| | | E | 903 FARM BUILDING EXEMPT | | 330 | | |
| | | | | 100% Alberta School Foundation Fund | Exempt Total: | 36,090 | |
| | | | | | | 36,420 | |
| | | | | | Totals: | 274,810 | |
| 4696000 | 6196AW 18,27 | SE-33-26-22-4 | 290.50 Acres | PARCEL 'D' CENTRE | | | |
| 4698000 | F | LAND | | T | 1 FARMLAND | Taxable Total: | 67,330 |
| | 100% The Golden Hills Reg. Div. 15 | | | | | | |
| | 6196AW 20 | SW-34-26-22-4 | 162.63 Acres | EASTERLY PART/PARCEL'D' CENTRE | | | |
| 4699000 | F | LAND | | T | 1 FARMLAND | Taxable Total: | 37,150 |
| | 100% The Golden Hills Reg. Div. 15 | | | | | | |
| | 6196AW 21 | NE-28-26-22-4 | 166.00 Acres | & PART SE - PARCEL 'D' CENTRE | | | |
| 4700000 | F | LAND | | T | 1 FARMLAND | Taxable Total: | 37,860 |
| | 100% Alberta School Foundation Fund | | | | | | |
| | 6196AW 22,24,26 | NE-32-26-22-4 | 456.24 Acres | PARCEL 'D' CENTRE | | | |
| | F | LAND | | T | 1 FARMLAND | Taxable Total: | 83,810 |
| | 100% The Golden Hills Reg. Div. 15 | | | | | | |



2020 Assessment Roll (Valuation Date 1-July, 2020) 2021 Taxation Year, Wheatland County

Assessment Year: 2020
Tax Year: 2021

| Roll | Legal Address | | | | | Total |
|---------|--------------------|---------------------|--------------|--|----------------|--------|
| 4701000 | 6196AW D | NE-32-26-22-4 | 3.86 Acres | GRASSWOLD SEVERN CREEK R/W | | |
| | R | LAND | | T 104 RESIDENTIAL VACANT LAND 100% Alberta School Foundation Fund | Taxable Total: | 4,100 |
| 4702000 | 6196AW OT | E -25-26-22-4 | 1.60 Acres | SEVERN CREEK RIGHT OF WAY | | |
| | R | LAND | | T 104 RESIDENTIAL VACANT LAND 100% Alberta School Foundation Fund | Taxable Total: | 1,700 |
| 4702010 | 6196AW OT,D 62,103 | E -25-26-22-4 | 3.39 Acres | SEVERN CREEK R OF W | | |
| | F | LAND | | T 1 FARMLAND 100% Alberta School Foundation Fund | Taxable Total: | 160 |
| 4702020 | 6196AW OT | E -25-26-22-4 | 2.96 Acres | SEVERN CREEK RIGHT OF WAY | | |
| | F | LAND | | T 1 FARMLAND 100% Alberta School Foundation Fund | Taxable Total: | 220 |
| 4703000 | 6196AW 23 | NW-27-26-22-4 | 154.50 Acres | & PART SW - PARCEL 'D' CENTRE | | |
| | F | LAND | | T 1 FARMLAND 100% Alberta School Foundation Fund | Taxable Total: | 32,650 |
| 4708000 | 6196AW 28 | SE-3-27-22-4 | 100.77 Acres | PARCEL 'D' CENTRE | | |
| | F | LAND | | T 1 FARMLAND 100% The Golden Hills Reg. Div. 15 | Taxable Total: | 21,790 |
| 4709000 | 8610586 28A | SW-2-27-22-4 | 88.96 Acres | | | |
| | 221044 TWP RD 270 | | | | | |
| | F | LAND & IMPROVEMENTS | | T 1 FARMLAND | | 23,100 |
| | R | | | E 903 FARM BUILDING EXEMPT 100% Alberta School Foundation Fund | | 12,060 |
| | | | | Totals: | | 35,160 |
| 4710000 | 6196AW 29 | NW-34-26-22-4 | 194.94 Acres | PARCEL 'D' CENTRE | | |
| | F | LAND | | T 1 FARMLAND 100% The Golden Hills Reg. Div. 15 | Taxable Total: | 46,210 |
| 4710010 | 9911688 1 | SW-34-26-22-4 | 6.49 Acres | SOUTHEAST CORNER | | |
| | 265036 RGE RD 222A | | | | | |



2020 Assessment Roll (Valuation Date 1-July, 2020) 2021 Taxation Year, Wheatland County

Assessment Year: 2020
Tax Year: 2021

| Roll | Legal Address | | | | Total |
|---------|---|---------------------|---|-----|---|
| 4711000 | F | LAND & IMPROVEMENTS | T | 1 | FARMLAND 870 |
| | R | | T | 103 | RESIDENTIAL LAND & IMPROVEMENTS 291,130 |
| | Taxable Total: | | | | 292,000 |
| | R | | E | 901 | RURAL RESIDENCE EXEMPTION (RAP) 870 |
| | 100% Alberta School Foundation Fund Totals: | | | | 292,870 |
| 4711000 | 5756AW 30 SW-3-27-22-4 103.52 Acres PARCEL D NORTH & W PART OF SE-4 | | | | |
| 4712000 | F | LAND | T | 1 | FARMLAND 10,900 |
| | 100% The Golden Hills Reg. Div. 15 Taxable Total: | | | | |
| | & Prtn NW, SE, & SW in PARCEL D | | | | |
| 4713000 | F | LAND | T | 1 | FARMLAND 38,150 |
| | 100% Alberta School Foundation Fund Taxable Total: | | | | |
| | 6197AW 32,33,33A NE-10-26-22-4 452.53 Acres PARCEL D; LOTS 32,33,33A | | | | |
| 4716000 | F | LAND & IMPROVEMENTS | T | 1 | FARMLAND 104,010 |
| | R | | T | 101 | RESIDENTIAL IMPROVEMENT NIL RAP ALLOW 333,200 |
| | R | | T | 103 | RESIDENTIAL LAND & IMPROVEMENTS 110,000 |
| | 100% Alberta School Foundation Fund Taxable Total: | | | | 547,210 |
| | & PART SW & PART NE-10 | | | | |
| 4717000 | F | LAND & IMPROVEMENTS | T | 1 | FARMLAND 47,610 |
| | R | | T | 103 | RESIDENTIAL LAND & IMPROVEMENTS 566,940 |
| | Taxable Total: | | | | 614,550 |
| | R | | E | 901 | RURAL RESIDENCE EXEMPTION (RAP) 92,310 |
| | R | | E | 903 | FARM BUILDING EXEMPT 6,850 |
| 4718010 | 100% Alberta School Foundation Fund Exempt Total: | | | | 99,160 |
| | Totals: | | | | 713,710 |
| 4717000 | 6197AW 35,37,112, 113 NW-11-26-22-4 622.91 Acres PARCEL D SOUTH; B: 35,37,112,113 | | | | |
| 4718010 | F | LAND | T | 1 | FARMLAND 104,450 |
| | 100% Alberta School Foundation Fund Taxable Total: | | | | |
| | 6197AW 36,39 SW-14-26-22-4 337.94 Acres PARCEL D | | | | |
| 4718010 | F | LAND & IMPROVEMENTS | T | 1 | FARMLAND 79,410 |
| | R | | T | 103 | RESIDENTIAL LAND & IMPROVEMENTS 222,280 |
| | Taxable Total: | | | | 301,690 |



2020 Assessment Roll (Valuation Date 1-July, 2020) 2021 Taxation Year, Wheatland County

Assessment Year: 2020
Tax Year: 2021

| Roll | Legal Address | | | | | Total |
|---------|---------------|---------------------|--------------|------|---------------------------------|-----------------------|
| | R | | E | 901 | RURAL RESIDENCE EXEMPTION (RAP) | 30,770 |
| | R | | E | 903 | FARM BUILDING EXEMPT | 10,950 |
| | | | | 100% | Alberta School Foundation Fund | Exempt Total: 41,720 |
| | | | | | | Totals: 343,410 |
| 4718020 | 6197AW D 36 | SW-14-26-22-4 | 1.64 Acres | | W.PART OF RD. ALLOWANCE | |
| | F | LAND | T | 1 | FARMLAND | Taxable Total: 280 |
| | | | | 100% | Alberta School Foundation Fund | |
| 4720000 | 1362JK A | NW-12-26-22-4 | 17.48 Acres | | Seyern Dam Day Use Area | |
| | NR | LAND & IMPROVEMENTS | E | 157 | PUBLIC PARKS EXEMPT | Exempt Total: 93,250 |
| | | | | 100% | Alberta School Foundation Fund | |
| 4720010 | 1362JK B | N -12-26-22-4 | 1.70 Acres | | | |
| | NR | LAND | E | 157 | PUBLIC PARKS EXEMPT | Exempt Total: 33,810 |
| | | | | 100% | Alberta School Foundation Fund | |
| 4720020 | 1362JK C | N -12-26-22-4 | 0.38 Acres | | | |
| | NR | LAND | E | 157 | PUBLIC PARKS EXEMPT | Exempt Total: 4,310 |
| | | | | 100% | Alberta School Foundation Fund | |
| 4722000 | 6197AW 38 | SE-14-26-22-4 | 156.36 Acres | | PARCEL D | |
| | F | LAND | T | 1 | FARMLAND | Taxable Total: 37,450 |
| | | | | 100% | Alberta School Foundation Fund | |
| 4724000 | 9310855 D 40A | SW-13-26-22-4 | 152.80 Acres | | | |
| | F | LAND | T | 1 | FARMLAND | Taxable Total: 28,820 |
| | | | | 100% | Alberta School Foundation Fund | |
| 4726000 | 6197AW 41 | NW-14-26-22-4 | 159.00 Acres | | PARCEL D SOUTH | |
| | F | LAND | T | 1 | FARMLAND | Taxable Total: 39,290 |
| | | | | 100% | The Golden Hills Reg. Div. 15 | |
| 4729000 | 6197AW 43 | NE-14-26-22-4 | 160.98 Acres | | | |
| | F | LAND | T | 1 | FARMLAND | Taxable Total: 39,490 |



2020 Assessment Roll (Valuation Date 1-July, 2020) 2021 Taxation Year, Wheatland County

Assessment Year: 2020
Tax Year: 2021

| Roll | Legal Address | | | | | | | | Total |
|---------|------------------------------------|---------------------|--------------|----------------------|-----|-------------------------------------|----------------|---------|---------|
| | | | | | | 100% Alberta School Foundation Fund | | | |
| 4730000 | 6197AW 44 | SE-22-26-22-4 | 152.00 Acres | PARCEL D SOUTH | | | | | |
| | F | LAND | | T | 1 | FARMLAND | Taxable Total: | 33,470 | |
| | | | | | | 100% The Golden Hills Reg. Div. 15 | | | |
| 4731000 | 9310855 45A | NW-13-26-22-4 | 297.79 Acres | N 1/2 13,W. OF CANAL | | | | | |
| | F | LAND | | T | 1 | FARMLAND | Taxable Total: | 62,010 | |
| | | | | | | 100% Alberta School Foundation Fund | | | |
| 4732000 | 6197AW 46 | SW-23-26-22-4 | 161.50 Acres | PARCEL D SOUTH | | | | | |
| | F | LAND | | T | 1 | FARMLAND | Taxable Total: | 40,610 | |
| | | | | | | 100% The Golden Hills Reg. Div. 15 | | | |
| 4733000 | 6197AW 47 | NE-22-26-22-4 | 153.48 Acres | PARCEL D | | | | | |
| | F | LAND | | T | 1 | FARMLAND | Taxable Total: | 29,590 | |
| | | | | | | 100% Alberta School Foundation Fund | | | |
| 4734000 | 6197AW 48,50,51 263039B HWY 840 | E -23-26-22-4 | 427.64 Acres | PARCEL D SOUTH | | | | | |
| | F | LAND | | T | 1 | FARMLAND | Taxable Total: | 88,970 | |
| | | | | | | 100% The Golden Hills Reg. Div. 15 | | | |
| 4735000 | 6197AW D 48 263002 HWY 840 | SE-23-26-22-4 | 48.29 Acres | SOUTH 5792 FEET | | | | | |
| | F | LAND & IMPROVEMENTS | | T | 1 | FARMLAND | | 4,820 | |
| | R | | | T | 103 | RESIDENTIAL LAND & IMPROVEMENTS | | 284,260 | |
| | | | | | | | Taxable Total: | 289,080 | |
| | R | | | E | 901 | RURAL RESIDENCE EXEMPTION (RAP) | | 61,540 | |
| | | | | | | 100% Alberta School Foundation Fund | | | |
| | | | | | | Totals: | | | 350,620 |
| 4736000 | 6197AW 49 | NW-23-26-22-4 | 161.99 Acres | PARCEL D | | | | | |
| | F | LAND | | T | 1 | FARMLAND | Taxable Total: | 39,580 | |
| | | | | | | 100% Alberta School Foundation Fund | | | |
| 4739000 | 9310855 52A | SE-24-26-22-4 | 133.57 Acres | WESTERLY PART | | | | | |
| | F | LAND | | T | 1 | FARMLAND | Taxable Total: | 22,260 | |



2020 Assessment Roll (Valuation Date 1-July, 2020) 2021 Taxation Year, Wheatland County

Assessment Year: 2020
Tax Year: 2021

| Roll | Legal Address | | | | | Total |
|---------|---|--|---------------------------------|----------------|--|-----------------|
| 4739010 | 9310855 52B SE-24-26-22-4 25.73 Acres | 100% The Golden Hills Reg. Div. 15 NE EASTERLY PART | | | | |
| | F LAND | T 1 | FARMLAND | Taxable Total: | | 1,880 |
| 4740000 | 6197AW OT,D 52,106 SW-19-26-21-4 2.20 Acres | 100% Alberta School Foundation Fund GRASSWOLD R-O-W Severn Creek | | | | |
| | F LAND | T 1 | FARMLAND | Taxable Total: | | 100 |
| 4740020 | 6197AW OT SE-25-26-22-4 8.70 Acres | 100% Alberta School Foundation Fund Parcel D(S)-R-O-W Severn Creek | | | | |
| | NR LAND | E 150 | CROWN LAND & IMPR. EXEMPT | Exempt Total: | | 9,280 |
| 4741000 | 6197AW 53 NW-24-26-22-4 157.97 Acres | 263039A HWY 840 PARCEL D SOUTH | | | | |
| | F LAND & IMPROVEMENTS | T 1 | FARMLAND | | | 38,760 |
| | R | T 103 | RESIDENTIAL LAND & IMPROVEMENTS | | | 110,000 |
| | | Taxable Total: | | | | 148,760 |
| | R | E 901 | RURAL RESIDENCE EXEMPTION (RAP) | | | 49,700 |
| | | 100% The Golden Hills Reg. Div. 15 | | | | Totals: 198,460 |
| 4742000 | 6196AW D 54 SE-27-26-22-4 153.76 Acres | | | | | |
| | F LAND | T 1 | FARMLAND | Taxable Total: | | 37,900 |
| 4743000 | 6197AW 55 NE-24-26-22-4 98.90 Acres | 50% The Golden Hills Reg. Div. 15 50% Christ The Redeemer Reg. 3 PARCEL D SOUTH | | | | |
| | F LAND | T 1 | FARMLAND | Taxable Total: | | 16,280 |
| 4743010 | 9310855 55A NE-24-26-22-4 40.24 Acres | 100% The Golden Hills Reg. Div. 15 WEST of Road E. of creek | | | | |
| | F LAND & IMPROVEMENTS | T 1 | FARMLAND | | | 2,720 |
| | R | T 103 | RESIDENTIAL LAND & IMPROVEMENTS | | | 583,060 |
| | | Taxable Total: | | | | 585,780 |
| | R | E 901 | RURAL RESIDENCE EXEMPTION (RAP) | | | 61,540 |
| | | Totals: | | | | 647,320 |



2020 Assessment Roll (Valuation Date 1-July, 2020) 2021 Taxation Year, Wheatland County

Assessment Year: 2020
Tax Year: 2021

| Roll | Legal Address | 100% Alberta School Foundation Fund | Total |
|---------|--|--|-----------------------|
| 4743030 | 6197AW OT,D 55,104 SE-25-26-22-4 0.69 Acres | SEVEN CRK R-O-W BET LTS 55&104 | |
| | R LAND | T 104 RESIDENTIAL VACANT LAND 100% Alberta School Foundation Fund | Taxable Total: 700 |
| 4743040 | 6197AW OT,D 52,107& SE-19-26-21-4 1.90 Acres | SEVERN CREEK RIGHT OF WAY | |
| | F LAND | T 1 FARMLAND 100% Alberta School Foundation Fund | Taxable Total: 120 |
| 4744000 | 6196AW D 56 SW-26-26-22-4 162.00 Acres | | |
| | F LAND | T 1 FARMLAND 100% Alberta School Foundation Fund | Taxable Total: 39,980 |
| 4745000 | 6196AW D 57 NE-27-26-22-4 150.50 Acres | | |
| | F LAND | T 1 FARMLAND 100% Alberta School Foundation Fund | Taxable Total: 36,860 |
| 4746000 | 6196AW D 58 SE-26-26-22-4 160.62 Acres | | |
| | F LAND | T 1 FARMLAND 100% Alberta School Foundation Fund | Taxable Total: 35,660 |
| 4747000 | 6196AW D 59,61 N -26-26-22-4 321.85 Acres | | |
| | F LAND | T 1 FARMLAND 100% Alberta School Foundation Fund | Taxable Total: 80,230 |
| 4748000 | 6196AW 60 SW-25-26-22-4 151.93 Acres | PARCEL 'D' CENTRE | |
| | F LAND | T 1 FARMLAND 100% The Golden Hills Reg. Div. 15 | Taxable Total: 36,700 |
| 4750000 | 6196AW 62 SE-25-26-22-4 205.65 Acres | & PART SW-25 -PARCEL 'D'CENTRE | |
| | F LAND | T 1 FARMLAND 100% The Golden Hills Reg. Div. 15 | Taxable Total: 33,660 |
| 4751000 | 6196AW 63 NW-25-26-22-4 162.29 Acres | & WEST PART NE-25 & PT NE-26 | |
| | F LAND | T 1 FARMLAND | Taxable Total: 28,480 |



2020 Assessment Roll (Valuation Date 1-July, 2020) 2021 Taxation Year, Wheatland County

Assessment Year: 2020
Tax Year: 2021

| Roll | Legal Address | | | | | Total |
|---------|---|---------------------------------------|----------------|---------|---------|-------|
| | | 100% Alberta School Foundation Fund | | | | |
| 4751010 | 0512007 1 1 NW-25-26-22-4 14.97 Acres 264063 HWY 840 | W Part of LSD 12 | | | | |
| | F LAND & IMPROVEMENTS | T 1 FARMLAND | | | 2,290 | |
| | R | T 103 RESIDENTIAL LAND & IMPROVEMENTS | | | 314,210 | |
| | | Taxable Total: | | | 316,500 | |
| | R | E 901 RURAL RESIDENCE EXEMPTION (RAP) | | | 2,290 | |
| | | 100% Alberta School Foundation Fund | | Totals: | 318,790 | |
| 4752000 | 5756AW 64 W -35-26-22-4 149.50 Acres | Parcel D | | | | |
| | F LAND | T 1 FARMLAND | Taxable Total: | | 34,820 | |
| | | 100% Alberta School Foundation Fund | | | | |
| 4753000 | 5756AW 65 W -35-26-22-4 148.00 Acres | Parcel D | | | | |
| | F LAND | T 1 FARMLAND | Taxable Total: | | 35,520 | |
| | | 100% Alberta School Foundation Fund | | | | |
| 4754000 | 5756AW D 66,68 S -35-26-22-4 322.69 Acres | | | | | |
| | F LAND | T 1 FARMLAND | Taxable Total: | | 79,420 | |
| | | 100% Alberta School Foundation Fund | | | | |
| 4755000 | 5756AW D 67,69 N -35-26-22-4 319.00 Acres | | | | | |
| | F LAND | T 1 FARMLAND | Taxable Total: | | 75,180 | |
| | | 100% Alberta School Foundation Fund | | | | |
| 4758000 | 5756AW D 70 W -36-26-22-4 243.63 Acres | & PART NE 1/4 | | | | |
| | F LAND | T 1 FARMLAND | Taxable Total: | | 45,050 | |
| | | 100% Alberta School Foundation Fund | | | | |
| 4758010 | 5756AW OT,D 70,100 SW-36-26-22-4 3.57 Acres | Severn Creek Right of Way | | | | |
| | F LAND | T 1 FARMLAND | Taxable Total: | | 260 | |
| | | 100% Alberta School Foundation Fund | | | | |
| 4759000 | 1511187 3 1 NW-36-26-22-4 84.76 Acres | Approx 26acres in SW-6-27-21 | | | | |
| | F LAND | T 1 FARMLAND | Taxable Total: | | 13,220 | |



2020 Assessment Roll (Valuation Date 1-July, 2020) 2021 Taxation Year, Wheatland County

Assessment Year: 2020
Tax Year: 2021

| Roll | Legal Address | | | | | | | Total |
|---------|-------------------------------------|---------------------|--|--|--|----------------|--|---------|
| 4759010 | 5756AW OT W-6-27-21-4 3.52 Acres | | | | 100% Alberta School Foundation Fund | | | |
| | | | | | Parcel D Betn Lots 71& 98 N of Crk | | | |
| | F | LAND | | | T 1 FARMLAND | Taxable Total: | | 260 |
| | | | | | 100% The Golden Hills Reg. Div. 15 | | | |
| 4759020 | 5756AW OT NW-36-26-22-4 0.47 Acres | | | | SEVERN CREEK ROW:Parcel D,Lot: 71,99 | | | |
| | R | LAND | | | T 104 RESIDENTIAL VACANT LAND | Taxable Total: | | 500 |
| | | | | | 100% Alberta School Foundation Fund | | | |
| 4759030 | 5756AW OT SW-6-27-21-4 2.85 Acres | | | | Parcel D Betn Lots 76, 97, 98 N of Crk | | | |
| | F | LAND | | | T 1 FARMLAND | Taxable Total: | | 210 |
| | | | | | 100% The Golden Hills Reg. Div. 15 | | | |
| 4759040 | 5756AW OT,D SE-1-27-22-4 1.40 Acres | | | | SevernCreek ROW betweenL:83&97 | | | |
| | R | LAND | | | T 104 RESIDENTIAL VACANT LAND | Taxable Total: | | 2,300 |
| | | | | | 100% Alberta School Foundation Fund | | | |
| 4760000 | 5756AW 73 W -2-27-22-4 140.00 Acres | | | | W 1/2 & PART NE-3 PARCEL D(N) | | | |
| | F | LAND | | | T 1 FARMLAND | Taxable Total: | | 32,670 |
| | | | | | 100% Alberta School Foundation Fund | | | |
| 4761000 | 8610631 A NW-1-27-22-4 254.00 Acres | | | | & PART NE-2 | | | |
| | F | LAND | | | T 1 FARMLAND | Taxable Total: | | 53,950 |
| | | | | | 100% Alberta School Foundation Fund | | | |
| 4761030 | 8610631 D SW-1-27-22-4 193.00 Acres | | | | & PART NW-1 & PART SW-2 | | | |
| | F | LAND | | | T 1 FARMLAND | Taxable Total: | | 39,180 |
| | | | | | 100% Alberta School Foundation Fund | | | |
| 4761040 | 8611191 G NE-1-27-22-4 161.30 Acres | | | | & PART NW-6-27-21 | | | |
| | 220013 TWP RD 271A | | | | | | | |
| | F | LAND & IMPROVEMENTS | | | T 1 FARMLAND | | | 24,790 |
| | R | | | | T 103 RESIDENTIAL LAND & IMPROVEMENTS | | | 339,760 |
| | | | | | Taxable Total: | | | 364,550 |
| | R | | | | E 901 RURAL RESIDENCE EXEMPTION (RAP) | | | 61,540 |
| | | | | | Totals: | | | 426,090 |



2020 Assessment Roll (Valuation Date 1-July, 2020) 2021 Taxation Year, Wheatland County

Assessment Year: 2020
Tax Year: 2021

| Roll | Legal Address | 100% Alberta School Foundation Fund | | | | Total |
|---------|--|-------------------------------------|--------------------------------------|----------------|--|---------|
| 4761050 | 8611191 H SE-1-27-22-4 210.60 Acres | & PART SW-6-27-21 | | | | |
| | F LAND | T 1 | FARMLAND | Taxable Total: | | 44,840 |
| | | 100% Alberta School Foundation Fund | | | | |
| 4762000 | 5756AW X E -7-27-21-4 437.55 Acres | PTN. SE 11 & S1/2 12-26-22 | | | | |
| | F LAND | T 1 | FARMLAND | Taxable Total: | | 69,870 |
| | | 100% Alberta School Foundation Fund | | | | |
| 4762500 | 5756AW RW 27 N-7-27-21-4 6.24 Acres | Canal within section 7 | | | | |
| | NR LAND | E 167 | WESTERN IRRIGATION DIST EXEMPT | Exempt Total: | | 6,660 |
| | | 100% Alberta School Foundation Fund | | | | |
| 4763000 | 5756AW D X E -1-27-22-4 241.10 Acres | | | | | |
| | F LAND | T 1 | FARMLAND | Taxable Total: | | 59,550 |
| | | 100% Alberta School Foundation Fund | | | | |
| 4764000 | 5756AW D X NE-2-27-22-4 106.04 Acres 221046 TWP RD 270 | west of roadway | | | | |
| | F LAND & IMPROVEMENTS | T 1 | FARMLAND | | | 19,770 |
| | R | T 103 | RESIDENTIAL LAND & IMPROVEMENTS | | | 224,960 |
| | | Taxable Total: | | | | 244,730 |
| | R | E 901 | RURAL RESIDENCE EXEMPTION (RAP) | | | 61,540 |
| | | 100% Alberta School Foundation Fund | | | | |
| | | Totals: | | | | 306,270 |
| 4766000 | 5756AW 78 SW-11-27-22-4 193.84 Acres 221046 TWP RD 271A | & PART SE & NE-11 | | | | |
| | F LAND & IMPROVEMENTS | T 1 | FARMLAND | | | 26,180 |
| | R | T 103 | RESIDENTIAL LAND & IMPROVEMENTS | | | 265,160 |
| | | Taxable Total: | | | | 291,340 |
| | R | E 901 | RURAL RESIDENCE EXEMPTION (RAP) | | | 61,540 |
| | R | E 903 | FARM BUILDING EXEMPT | | | 12,170 |
| | | 100% Alberta School Foundation Fund | | | | |
| | | Exempt Total: | | | | 73,710 |
| | | Totals: | | | | 365,050 |
| 4767000 | 5756AW D 78 SW-11-27-22-4 4.63 Acres | | | | | |
| | NR LAND | T 105 | NON-RESEIDENTIAL LAND & IMPROVEMENTS | Taxable Total: | | 4,940 |
| | | 100% Alberta School Foundation Fund | | | | |



2020 Assessment Roll (Valuation Date 1-July, 2020) 2021 Taxation Year, Wheatland County

Assessment Year: 2020
Tax Year: 2021

| Roll | Legal Address | | | | | Total |
|---------|--------------------|---------------|--------------|-----------------------------|-------------------------------------|-----------------------|
| 4767005 | RW80 RLY OT | SW-11-27-22-4 | 1.49 Acres | RAILWAY STATION GRDS | | |
| | F | LAND | T | 1 | FARMLAND | Taxable Total: 160 |
| | | | | | 100% Alberta School Foundation Fund | |
| 4767010 | 5756AW OT,D 83,96& | SW-7-27-21-4 | 6.24 Acres | SEVERN CREEK RIGHT OF WAY | | |
| | F | LAND | T | 1 | FARMLAND | Taxable Total: 460 |
| | | | | | 100% Alberta School Foundation Fund | |
| 4768000 | 6196AW 84 | NE-32-26-22-4 | 80.19 Acres | IN PARCEL 'D' CENTRE | | |
| | F | LAND | T | 1 | FARMLAND | Taxable Total: 8,080 |
| | | | | | 100% Alberta School Foundation Fund | |
| 4769000 | 5756AW 85,86 | SE-4-27-22-4 | 278.15 Acres | Parcel D (North) | | |
| | F | LAND | T | 1 | FARMLAND | Taxable Total: 38,420 |
| | | | | | 100% Alberta School Foundation Fund | |
| 4771000 | 5756AW 87,88 | NW-11-27-22-4 | 284.46 Acres | | | |
| | F | LAND | T | 1 | FARMLAND | Taxable Total: 51,690 |
| | | | | | 100% Alberta School Foundation Fund | |
| 4773000 | 5756AW 89-91 | NW-7-27-21-4 | 33.15 Acres | PARCEL D NORTH | | |
| | F | LAND | T | 1 | FARMLAND | Taxable Total: 2,850 |
| | | | | | 100% Alberta School Foundation Fund | |
| 4775000 | 5756AW D 90 | SW-12-27-22-4 | 0.15 Acres | PORTION NW OF ABANDONED R/W | | |
| | R | LAND | T | 104 | RESIDENTIAL VACANT LAND | Taxable Total: 3,600 |
| | | | | | 100% Alberta School Foundation Fund | |
| 4777000 | 5756AW 92 | SE-12-27-22-4 | 0.90 Acres | NW Corner | | |
| | NR | LAND | E | 160 | TAX RECOVERY EXEMPT | Exempt Total: 38,700 |
| | | | | | 100% Alberta School Foundation Fund | |
| 4778000 | 5756AW D 93 | SE-13-27-22-4 | 0.61 Acres | SE Corner | | |
| | R | LAND | T | 104 | RESIDENTIAL VACANT LAND | Taxable Total: 700 |



2020 Assessment Roll (Valuation Date 1-July, 2020) 2021 Taxation Year, Wheatland County

Assessment Year: 2020
Tax Year: 2021

| Roll | Legal Address | Total |
|---------|--|--|
| 4779000 | 5756AW 94 NW-7-27-21-4 15.00 Acres 220003C TWP RD 272 | 100% The Golden Hills Reg. Div. 15 |
| | F LAND & IMPROVEMENTS | T 1 FARMLAND 1,010 |
| | R | T 103 RESIDENTIAL LAND & IMPROVEMENTS 362,080 |
| | | Taxable Total: 363,090 |
| | R | E 901 RURAL RESIDENCE EXEMPTION (RAP) 1,370 |
| | R | E 903 FARM BUILDING EXEMPT 18,000 |
| | | 100% Alberta School Foundation Fund Exempt Total: 19,370 |
| | | Totals: 382,460 |
| 4780000 | 5756AW 95 NE-7-27-21-4 153.19 Acres | PARCEL D Rosebud Fire Tower |
| | F LAND | T 1 FARMLAND Taxable Total: 11,200 |
| | | 100% Alberta School Foundation Fund |
| 4781000 | 5756AW 96 SW-7-27-21-4 66.98 Acres | & PART NW-6 (PARCEL D NORTH)) |
| | F LAND | T 1 FARMLAND Taxable Total: 3,890 |
| | | 100% Alberta School Foundation Fund |
| 4781010 | 2224EZ RW 27 W -7-27-21-4 1.58 Acres | ROW ALONG HIGHWAY 840 |
| | NR LAND | T 105 NON-RESEIDENTIAL LAND & IMPROVEMENTS Taxable Total: 23,610 |
| | | 100% Alberta School Foundation Fund |
| 4782000 | 5756AW 97,OT NW-6-27-21-4 175.59 Acres | PARCEL D NORTH |
| | F LAND | T 1 FARMLAND Taxable Total: 26,200 |
| | | 100% The Golden Hills Reg. Div. 15 |
| 4783000 | 5756AW 98 SW-6-27-21-4 103.31 Acres | N. EASTERLY PART |
| | F LAND | T 1 FARMLAND Taxable Total: 11,970 |
| | | 100% The Golden Hills Reg. Div. 15 |
| 4785000 | 5756AW 99,100 NE-36-26-22-4 137.74 Acres | PARCEL "D" |
| | F LAND | T 1 FARMLAND Taxable Total: 23,360 |
| | | 100% The Golden Hills Reg. Div. 15 |
| 4785010 | 9911498 2 NE-36-26-22-4 29.57 Acres 220023 TWP RD 270 | PART 1&2 IN NE & NW QRT |



2020 Assessment Roll (Valuation Date 1-July, 2020) 2021 Taxation Year, Wheatland County

Assessment Year: 2020
Tax Year: 2021

| Roll | Legal Address | | | | Total | |
|---------|-------------------|---------------------|-------------------------------------|---------------------------------------|----------------|---------|
| 4786000 | F | LAND & IMPROVEMENTS | | T 1 FARMLAND | 1,900 | |
| | R | | | T 103 RESIDENTIAL LAND & IMPROVEMENTS | 321,250 | |
| | Taxable Total: | | | | 323,150 | |
| | R | | | E 901 RURAL RESIDENCE EXEMPTION (RAP) | 950 | |
| | R | | | E 903 FARM BUILDING EXEMPT | 5,340 | |
| | | | 100% Alberta School Foundation Fund | Exempt Total: | 6,290 | |
| | Totals: | | | | 329,440 | |
| 4786000 | 5756AW 101 | SE-36-26-22-4 | 142.29 Acres | EAST OF CANAL-PARCEL D | | |
| 4787000 | F | LAND | | T 1 FARMLAND | Taxable Total: | 27,600 |
| | | | 100% Alberta School Foundation Fund | | | |
| 4787000 | 6196AW 102 | NE-25-26-22-4 | 65.47 Acres | E of CANAL;PARCEL 'D' CENTRE | | |
| 4788000 | F | LAND | | T 1 FARMLAND | Taxable Total: | 6,600 |
| | | | 100% Alberta School Foundation Fund | | | |
| 4788000 | 6196AW 103,104 | SE-25-26-22-4 | 22.45 Acres | | | |
| 4790000 | F | LAND | | T 1 FARMLAND | Taxable Total: | 1,640 |
| | | | 100% Alberta School Foundation Fund | | | |
| 4790000 | 6197AW 105 | NW-19-26-21-4 | 175.02 Acres | SW CORNER;PARCEL D SOUTH | | |
| 4791000 | F | LAND | | T 1 FARMLAND | Taxable Total: | 35,750 |
| | | | 100% Alberta School Foundation Fund | | | |
| 4791000 | 6197AW 106 | SW-19-26-21-4 | 143.50 Acres | PARCEL D | | |
| | 263001 RGE RD 220 | | | | | |
| | F | LAND & IMPROVEMENTS | | T 1 FARMLAND | | 16,800 |
| | R | | | T 103 RESIDENTIAL LAND & IMPROVEMENTS | | 440,860 |
| | Taxable Total: | | | | | 457,660 |
| | R | | | E 901 RURAL RESIDENCE EXEMPTION (RAP) | | 61,540 |
| | | | 100% Alberta School Foundation Fund | Totals: | | 519,200 |
| 4792000 | 6197AW 107 | SE-24-26-22-4 | 14.95 Acres | PARCEL "D" SOUTH - SE CORNER | | |
| | 263002 RGE RD 220 | | | | | |
| | F | LAND | | T 1 FARMLAND | Taxable Total: | 1,090 |
| 4793000 | | | 100% Alberta School Foundation Fund | | | |
| | 6197AW 108 | NE-13-26-22-4 | 59.50 Acres | PARCEL D | | |



2020 Assessment Roll (Valuation Date 1-July, 2020) 2021 Taxation Year, Wheatland County

Assessment Year: 2020
Tax Year: 2021

| Roll | Legal Address | | | | | | Total |
|---------|---------------|---------------------|---------------|--------------|-------------------------------------|--|---------|
| | F | LAND | | | T 1 FARMLAND | Taxable Total: | 8,760 |
| | | | | | 100% Alberta School Foundation Fund | | |
| 4794000 | 9310855 | 109A | SE-13-26-22-4 | 120.57 Acres | | | |
| | F | LAND | | | T 1 FARMLAND | Taxable Total: | 23,700 |
| | | | | | 100% Alberta School Foundation Fund | | |
| 4796000 | 6197AW D 110 | NE-12-26-22-4 | 158.30 Acres | | | SOUTH OF CANAL | |
| | F | LAND | | | T 1 FARMLAND | Taxable Total: | 32,030 |
| | | | | | 100% Alberta School Foundation Fund | | |
| 4797000 | 6197AW 111 | NW-12-26-22-4 | 65.60 Acres | | | PARCEL D | |
| | F | LAND | | | T 1 FARMLAND | Taxable Total: | 13,330 |
| | | | | | 100% Alberta School Foundation Fund | | |
| 4798000 | 0511975 A | NW-12-26-22-4 | 82.47 Acres | | | Reservoir E 11 26 22 W4 Severn Dam Reservoir | |
| | NR | LAND & IMPROVEMENTS | | | E 157 PUBLIC PARKS EXEMPT | Exempt Total: | 221,810 |
| | | | | | 100% Alberta School Foundation Fund | | |
| 4802000 | 6197AW 114 | NW-4-26-22-4 | 152.00 Acres | | | PARCEL D | |
| | F | LAND | | | T 1 FARMLAND | Taxable Total: | 33,340 |
| | | | | | 100% Alberta School Foundation Fund | | |
| 4803000 | NE-4-27-22-4 | | 160.00 Acres | | | | |
| | F | LAND | | | T 1 FARMLAND | Taxable Total: | 32,410 |
| | | | | | 100% Alberta School Foundation Fund | | |
| 4804000 | NW-4-27-22-4 | | 160.00 Acres | | | | |
| | F | LAND | | | T 1 FARMLAND | Taxable Total: | 33,440 |
| | | | | | 100% Alberta School Foundation Fund | | |
| 4805000 | SW-4-27-22-4 | | 159.00 Acres | | | | |
| | F | LAND | | | T 1 FARMLAND | Taxable Total: | 38,440 |
| | | | | | 100% Alberta School Foundation Fund | | |



2020 Assessment Roll (Valuation Date 1-July, 2020) 2021 Taxation Year, Wheatland County

Assessment Year: 2020
Tax Year: 2021

| Roll | Legal Address | Total |
|---------|--|-------|
| 4806000 | NE-5-27-22-4 160.00 Acres | |
| | F LAND T 1 FARMLAND Taxable Total: 37,360 100% Alberta School Foundation Fund | |
| 4807000 | NW-5-27-22-4 160.00 Acres | |
| | F LAND T 1 FARMLAND Taxable Total: 38,800 100% Alberta School Foundation Fund | |
| 4808000 | SE-5-27-22-4 159.00 Acres | |
| | F LAND T 1 FARMLAND Taxable Total: 38,600 100% Alberta School Foundation Fund | |
| 4809000 | SW-5-27-22-4 159.00 Acres | |
| | F LAND T 1 FARMLAND Taxable Total: 39,020 100% Alberta School Foundation Fund | |
| 4810000 | NE-6-27-22-4 160.00 Acres | |
| | F LAND T 1 FARMLAND Taxable Total: 35,290 100% Alberta School Foundation Fund | |
| 4811000 | NW-6-27-22-4 160.00 Acres | |
| | F LAND T 1 FARMLAND Taxable Total: 34,830 100% Alberta School Foundation Fund | |
| 4812000 | SE-6-27-22-4 159.00 Acres | |
| | F LAND T 1 FARMLAND Taxable Total: 39,930 100% Alberta School Foundation Fund | |
| 4813000 | SW-6-27-22-4 156.07 Acres | |
| | 225048 TWP RD 270 | |
| | F LAND & IMPROVEMENTS T 1 FARMLAND 27,530 | |
| | R T 103 RESIDENTIAL LAND & IMPROVEMENTS 288,030 | |
| | R E 901 RURAL RESIDENCE EXEMPTION (RAP) Taxable Total: 315,560 | |
| | Totals: 30,770 | |
| | Totals: 346,330 | |



2020 Assessment Roll (Valuation Date 1-July, 2020) 2021 Taxation Year, Wheatland County

Assessment Year: 2020
Tax Year: 2021

| Roll | Legal Address | 100% Alberta School Foundation Fund | | | | Total |
|---------|---------------|-------------------------------------|-------------------------------------|--|-----------------|--------|
| 4814000 | NE-7-27-22-4 | 80.00 Acres | | | LSD 15 & 16 | |
| | F LAND | | T 1 FARMLAND | | Taxable Total: | 16,150 |
| | | | 100% Alberta School Foundation Fund | | | |
| 4814010 | NE-7-27-22-4 | 80.00 Acres | | | LSD 9 & 10 | |
| | F LAND | | T 1 FARMLAND | | Taxable Total: | 12,180 |
| | | | 100% Alberta School Foundation Fund | | | |
| 4815000 | NW-7-27-22-4 | 160.00 Acres | | | | |
| | F LAND | | T 1 FARMLAND | | Taxable Total: | 38,540 |
| | | | 100% Alberta School Foundation Fund | | | |
| 4816010 | SE-7-27-22-4 | 80.00 Acres | | | N 1/2 LSD 7 & 8 | |
| | F LAND | | T 1 FARMLAND | | Taxable Total: | 12,370 |
| | | | 100% Alberta School Foundation Fund | | | |
| 4816020 | SE-7-27-22-4 | 80.00 Acres | | | S 1/2 LSD 1 & 2 | |
| | F LAND | | T 1 FARMLAND | | Taxable Total: | 16,990 |
| | | | 100% Alberta School Foundation Fund | | | |
| 4817000 | SW-7-27-22-4 | 160.00 Acres | | | | |
| | F LAND | | T 1 FARMLAND | | Taxable Total: | 35,900 |
| | | | 100% Alberta School Foundation Fund | | | |
| 4818000 | NE-8-27-22-4 | 160.00 Acres | | | | |
| | F LAND | | T 1 FARMLAND | | Taxable Total: | 38,850 |
| | | | 100% Alberta School Foundation Fund | | | |
| 4819000 | NW-8-27-22-4 | 160.00 Acres | | | | |
| | F LAND | | T 1 FARMLAND | | Taxable Total: | 36,400 |
| | | | 100% Alberta School Foundation Fund | | | |
| 4820000 | SE-8-27-22-4 | 160.00 Acres | | | | |
| | F LAND | | T 1 FARMLAND | | Taxable Total: | 36,850 |



2020 Assessment Roll (Valuation Date 1-July, 2020) 2021 Taxation Year, Wheatland County

Assessment Year: 2020
Tax Year: 2021

| Roll | Legal Address | | | | | | Total |
|---------|-------------------|---------------------|-------------------------------------|-----|---------------------------------|----------------|---------|
| | | | 100% Alberta School Foundation Fund | | | | |
| 4821000 | SW-8-27-22-4 | 160.00 Acres | | | | | |
| | 271027 RGE RD 225 | | | | | | |
| | F | LAND & IMPROVEMENTS | T | 1 | FARMLAND | | 37,260 |
| | R | | T | 103 | RESIDENTIAL LAND & IMPROVEMENTS | | 260,660 |
| | | | Taxable Total: | | | | 297,920 |
| | R | | E | 901 | RURAL RESIDENCE EXEMPTION (RAP) | | 61,540 |
| | R | | E | 903 | FARM BUILDING EXEMPT | | 7,210 |
| | | | 100% Alberta School Foundation Fund | | | | |
| | | | Exempt Total: | | | | 68,750 |
| | | | Totals: | | | | 366,670 |
| 4822000 | NE-9-27-22-4 | 123.38 Acres | WEST OF IRRIGATION DITCH | | | | |
| | F | LAND | T | 1 | FARMLAND | Taxable Total: | 21,210 |
| | | | 100% Alberta School Foundation Fund | | | | |
| 4823000 | NE-9-27-22-4 | 28.11 Acres | EAST OF IRRIGATION DITCH | | | | |
| | F | LAND | T | 1 | FARMLAND | Taxable Total: | 2,490 |
| | | | 100% Alberta School Foundation Fund | | | | |
| 4824000 | NW-9-27-22-4 | 140.10 Acres | NORTH OF ROAD | | | | |
| | F | LAND | T | 1 | FARMLAND | Taxable Total: | 24,040 |
| | | | 100% Alberta School Foundation Fund | | | | |
| 4824010 | NW-9-27-22-4 | 15.84 Acres | SOUTH OF ROAD | | | | |
| | F | LAND | T | 1 | FARMLAND | Taxable Total: | 2,330 |
| | | | 100% Alberta School Foundation Fund | | | | |
| 4825000 | SE-9-27-22-4 | 156.68 Acres | | | | | |
| | F | LAND | T | 1 | FARMLAND | Taxable Total: | 25,420 |
| | | | 100% Alberta School Foundation Fund | | | | |
| 4826000 | SE-9-27-22-4 | 1.18 Acres | NORTHEAST CORNER | | | | |
| | F | LAND | T | 1 | FARMLAND | Taxable Total: | 90 |
| | | | 100% Alberta School Foundation Fund | | | | |
| 4827000 | SW-9-27-22-4 | 160.00 Acres | | | | | |



2020 Assessment Roll (Valuation Date 1-July, 2020) 2021 Taxation Year, Wheatland County

Assessment Year: 2020
Tax Year: 2021

| Roll | Legal Address | | | | | Total |
|---------|---------------|----------------------------|---|-----|-------------------------------------|-------------------------------|
| 4828000 | F | LAND | T | 1 | FARMLAND | Taxable Total: 33,410 |
| | | | | | 100% Alberta School Foundation Fund | |
| | | NE-10-27-22-4 90.96 Acres | | | | East of road |
| | | 271043A RGE RD 222A | | | | |
| | F | LAND & IMPROVEMENTS | T | 1 | FARMLAND | 14,040 |
| 4829000 | R | | T | 103 | RESIDENTIAL LAND & IMPROVEMENTS | 440,120 |
| | | | | | | Taxable Total: 454,160 |
| | R | | E | 901 | RURAL RESIDENCE EXEMPTION (RAP) | 123,080 |
| | | | | | 100% Alberta School Foundation Fund | |
| | | | | | Totals: | 577,240 |
| 4829000 | 0513598 6 1 | E -10-27-22-4 105.62 Acres | | | | NE 65.10ac, SE 40.52ac |
| 4831000 | F | LAND | T | 1 | FARMLAND | Taxable Total: 11,310 |
| | | | | | 100% Alberta School Foundation Fund | |
| 4831000 | NW-10-27-22-4 | 156.90 Acres | | | | |
| 4831010 | F | LAND | T | 1 | FARMLAND | Taxable Total: 25,170 |
| | | | | | 100% Alberta School Foundation Fund | |
| 4831010 | NW-10-27-22-4 | 2.40 Acres | | | | SOUTHWEST CORNER |
| 4832000 | F | LAND | T | 1 | FARMLAND | Taxable Total: 300 |
| | | | | | 100% Alberta School Foundation Fund | |
| 4832000 | SE-10-27-22-4 | 49.20 Acres | | | | S.E. OF RAILWAY, S.W. OF ROAD |
| | | 271018 RGE RD 222A | | | | |
| 4833000 | F | LAND & IMPROVEMENTS | T | 1 | FARMLAND | 6,220 |
| | R | | T | 103 | RESIDENTIAL LAND & IMPROVEMENTS | 226,280 |
| | | | | | | Taxable Total: 232,500 |
| | R | | E | 901 | RURAL RESIDENCE EXEMPTION (RAP) | 6,220 |
| | | | | | 100% Alberta School Foundation Fund | |
| 4833000 | 0513597 5 1 | E -10-27-22-4 3.44 Acres | | | | WITHIN LSD 7 |
| | | 222024 TWP RD 271A | | | | |
| 4833010 | R | LAND & IMPROVEMENTS | T | 103 | RESIDENTIAL LAND & IMPROVEMENTS | Taxable Total: 187,900 |
| | | | | | 100% Alberta School Foundation Fund | |
| 4833010 | SE-10-27-22-4 | 4.20 Acres | | | | Northeast Corner |
| | F | LAND | T | 1 | FARMLAND | Taxable Total: 450 |
| | | | | | 100% Alberta School Foundation Fund | |



2020 Assessment Roll (Valuation Date 1-July, 2020) 2021 Taxation Year, Wheatland County

Assessment Year: 2020
Tax Year: 2021

| Roll | Legal Address | | | | | Total |
|---------|-----------------------|---------------------|-------------------------------|-----|-------------------------------------|---------|
| 4835000 | SE-10-27-22-4 | 16.80 Acres | SOUTHEAST CORNER | | | |
| | F | LAND | T | 1 | FARMLAND | |
| | | | | | 100% Alberta School Foundation Fund | |
| | | | | | Taxable Total: | 2,160 |
| 4835010 | RW25 OT SE-10-27-22-4 | 8.05 Acres | OLD STATION GROUNDS | | | |
| | F | LAND | T | 1 | FARMLAND | |
| | | | | | 100% Alberta School Foundation Fund | |
| | | | | | Taxable Total: | 700 |
| 4836000 | SW-10-27-22-4 | 101.84 Acres | South of Road | | | |
| | | 222055 TWP RD 271A | | | | |
| | F | LAND & IMPROVEMENTS | T | 1 | FARMLAND | 7,230 |
| | R | | T | 103 | RESIDENTIAL LAND & IMPROVEMENTS | 353,790 |
| | | | | | Taxable Total: | 361,020 |
| | R | | E | 901 | RURAL RESIDENCE EXEMPTION (RAP) | 92,310 |
| | | | | | 100% Alberta School Foundation Fund | |
| | | | | | Totals: | 453,330 |
| 4836010 | SW-10-27-22-4 | 0.45 Acres | Northwest Corner | | | |
| | R | LAND | T | 104 | RESIDENTIAL VACANT LAND | |
| | | | | | 100% Alberta School Foundation Fund | |
| | | | | | Taxable Total: | 3,000 |
| 4836020 | SW-10-27-22-4 | 15.59 Acres | N of Rd. 9611018 & S of River | | | |
| | F | LAND | T | 1 | FARMLAND | |
| | | | | | 100% Alberta School Foundation Fund | |
| | | | | | Taxable Total: | 1,550 |
| 4837000 | SW-10-27-22-4 | 20.35 Acres | North of River | | | |
| | F | LAND | T | 1 | FARMLAND | |
| | | | | | 100% Alberta School Foundation Fund | |
| | | | | | Taxable Total: | 2,140 |
| 4838000 | SW-10-27-22-4 | 4.20 Acres | East of IRR385 | | | |
| | F | LAND | T | 1 | FARMLAND | |
| | | | | | 100% Alberta School Foundation Fund | |
| | | | | | Taxable Total: | 310 |
| 4838010 | IRR385 W -10-27-22-4 | 6.20 Acres | ROSEBUD RIVER RIGHT OF WAY | | | |
| | NR | LAND | E | 167 | WESTERN IRRIGATION DIST EXEMPT | |
| | | | | | 100% Alberta School Foundation Fund | |
| | | | | | Exempt Total: | 6,610 |



2020 Assessment Roll (Valuation Date 1-July, 2020) 2021 Taxation Year, Wheatland County

Assessment Year: 2020
Tax Year: 2021

| Roll | Legal Address | | | | | Total |
|---------|---------------|--------------------------|------------------------------|-----|--------------------------------------|----------------|
| 4839000 | SW-10-27-22-4 | 4.11 Acres | Easterly Portion N&S of Road | | | |
| | F | LAND | T | 1 | FARMLAND | |
| | | | | | 100% Alberta School Foundation Fund | |
| | | | | | Taxable Total: | 300 |
| 4841000 | NE-12-27-22-4 | 152.71 Acres | Rosebud River Fibre Mill | | | |
| | | 220003A TWP RD 272 | | | | |
| | F | LAND & IMPROVEMENTS | T | 1 | FARMLAND | 15,530 |
| | ME | | T | 7 | MACHINERY & EQUIPMENT | 53,690 |
| | R | | T | 103 | RESIDENTIAL LAND & IMPROVEMENTS | 223,600 |
| | NR | | T | 105 | NON-RESEIDENTIAL LAND & IMPROVEMENTS | 35,810 |
| | | | | | Taxable Total: | 328,630 |
| | R | | E | 901 | RURAL RESIDENCE EXEMPTION (RAP) | 36,800 |
| | R | | E | 903 | FARM BUILDING EXEMPT | 4,020 |
| | | | | | 100% Alberta School Foundation Fund | |
| | | | | | Exempt Total: | 40,820 |
| | | | | | Totals: | 369,450 |
| 4841010 | RW137 OT | NE-12-27-22-4 0.65 Acres | CREEK DIVERSION | | | |
| | R | LAND | T | 104 | RESIDENTIAL VACANT LAND | |
| | | | | | 100% Alberta School Foundation Fund | |
| | | | | | Taxable Total: | 700 |
| 4842000 | NW-12-27-22-4 | 153.56 Acres | | | | |
| | F | LAND | T | 1 | FARMLAND | |
| | | | | | 100% Alberta School Foundation Fund | |
| | | | | | Taxable Total: | 18,420 |
| 4842010 | SW-12-27-22-4 | 1.00 Acres | RIVER DIVERSION BTWN LOT 81D | | | |
| | NR | LAND | T | 105 | NON-RESEIDENTIAL LAND & IMPROVEMENTS | |
| | | | | | 100% Alberta School Foundation Fund | |
| | | | | | Taxable Total: | 1,260 |
| 4843000 | NE-13-27-22-4 | 159.09 Acres | | | | |
| | F | LAND | T | 1 | FARMLAND | |
| | | | | | 100% Alberta School Foundation Fund | |
| | | | | | Taxable Total: | 27,200 |
| 4844000 | NW-13-27-22-4 | 160.00 Acres | | | | |
| | F | LAND | T | 1 | FARMLAND | |
| | | | | | 100% Alberta School Foundation Fund | |
| | | | | | Taxable Total: | 37,760 |



2020 Assessment Roll (Valuation Date 1-July, 2020) 2021 Taxation Year, Wheatland County

Assessment Year: 2020
Tax Year: 2021

| Roll | Legal Address | | | | Total |
|---------|---------------------------|--------------|--|----------------|---------|
| 4845000 | SE-13-27-22-4 | 106.38 Acres | North of Canal | | |
| | F LAND | | T 1 FARMLAND | Taxable Total: | 21,910 |
| | | | 50% The Golden Hills Reg. Div. 15 | | |
| | | | 50% Christ The Redeemer Reg. 3 | | |
| 4845010 | 9813427 2 SE-13-27-22-4 | 49.17 Acres | SOUTH OF CANAL | | |
| | 220004 TWP RD 272 | | | | |
| | F LAND & IMPROVEMENTS | | T 1 FARMLAND | | 3,340 |
| | R | | T 103 RESIDENTIAL LAND & IMPROVEMENTS | | 199,860 |
| | | | Taxable Total: | | 203,200 |
| | R | | E 901 RURAL RESIDENCE EXEMPTION (RAP) | | 3,340 |
| | R | | E 903 FARM BUILDING EXEMPT | | 14,110 |
| | | | 100% Alberta School Foundation Fund | Exempt Total: | 17,450 |
| | | | | Totals: | 220,650 |
| 4846000 | SW-13-27-22-4 | 144.53 Acres | | | |
| | F LAND | | T 1 FARMLAND | Taxable Total: | 32,990 |
| | | | 100% Alberta School Foundation Fund | | |
| 4846010 | 0212978 1 1 SW-13-27-22-4 | 11.46 Acres | WESTERLY PORTION OF LSD 6 | | |
| | 220057 TWP RD 272A | | | | |
| | R LAND & IMPROVEMENTS | | T 103 RESIDENTIAL LAND & IMPROVEMENTS | | 507,200 |
| | R | | E 903 FARM BUILDING EXEMPT | | 37,250 |
| | | | 100% Alberta School Foundation Fund | Totals: | 544,450 |
| 4847000 | NE-14-27-22-4 | 158.16 Acres | | | |
| | F LAND | | T 1 FARMLAND | Taxable Total: | 32,150 |
| | | | 100% Alberta School Foundation Fund | | |
| 4847010 | 1210688 A NE-14-27-22-4 | 1.85 Acres | NORTHCENTRAL BOUNDARY Rosebud Water Wells & Control Building | | |
| | NR LAND & IMPROVEMENTS | | E 155 WHEATLAND COUNTY EXEMPT | Exempt Total: | 28,440 |
| | | | 100% Alberta School Foundation Fund | | |
| 4848000 | NW-14-27-22-4 | 160.00 Acres | | | |
| | F LAND | | T 1 FARMLAND | Taxable Total: | 34,840 |
| | | | 100% Alberta School Foundation Fund | | |



2020 Assessment Roll (Valuation Date 1-July, 2020) 2021 Taxation Year, Wheatland County

Assessment Year: 2020
Tax Year: 2021

| Roll | Legal Address | | | | | | Total |
|---------|---------------------------|---------------------|---|-----|-------------------------------------|----------------|---------|
| 4849000 | SE-14-27-22-4 | 115.99 Acres | | | | | |
| | F | LAND | T | 1 | FARMLAND | Taxable Total: | 26,370 |
| | | | | | 100% Alberta School Foundation Fund | | |
| 4849010 | 2011575 1 1 SE-14-27-22-4 | 40.00 Acres | 74 METERS SOUTH OF NE CORNER Future site of Rosebud Sewage Lagoon | | | | |
| | NR | LAND | E | 155 | WHEATLAND COUNTY EXEMPT | Exempt Total: | 165,000 |
| | | | | | 100% Alberta School Foundation Fund | | |
| 4850000 | SW-14-27-22-4 | 156.00 Acres | | | | | |
| | F | LAND | T | 1 | FARMLAND | Taxable Total: | 34,150 |
| | | | | | 100% Alberta School Foundation Fund | | |
| 4851000 | NE-15-27-22-4 | 157.29 Acres | | | | | |
| | F | LAND | T | 1 | FARMLAND | Taxable Total: | 33,070 |
| | | | | | 100% Alberta School Foundation Fund | | |
| 4852000 | NW-15-27-22-4 | 153.67 Acres | | | | | |
| | | 272062 RGE RD 222A | | | | | |
| | F | LAND & IMPROVEMENTS | T | 1 | FARMLAND | | 27,180 |
| | R | | T | 103 | RESIDENTIAL LAND & IMPROVEMENTS | | 209,630 |
| | | | | | | Taxable Total: | 236,810 |
| | R | | E | 901 | RURAL RESIDENCE EXEMPTION (RAP) | | 30,770 |
| | R | | E | 903 | FARM BUILDING EXEMPT | | 27,050 |
| | | | | | 100% Alberta School Foundation Fund | Exempt Total: | 57,820 |
| | | | | | | Totals: | 294,630 |
| 4853000 | SE-15-27-22-4 | 154.81 Acres | | | | | |
| | F | LAND | T | 1 | FARMLAND | Taxable Total: | 34,130 |
| | | | | | 100% Alberta School Foundation Fund | | |
| 4853010 | SE-15-27-22-4 | 1.13 Acres | Southwest Corner | | | | |
| | F | LAND | T | 1 | FARMLAND | Taxable Total: | 190 |
| | | | | | 100% Alberta School Foundation Fund | | |
| 4854000 | SW-15-27-22-4 | 146.76 Acres | West of The Road | | | | |
| | F | LAND | T | 1 | FARMLAND | Taxable Total: | 28,440 |



2020 Assessment Roll (Valuation Date 1-July, 2020) 2021 Taxation Year, Wheatland County

Assessment Year: 2020
Tax Year: 2021

| Roll | Legal Address | | | | | Total |
|---------|---------------|--------------|-------------------------------------|----------------|--|--------|
| | | | 100% Alberta School Foundation Fund | | | |
| 4854010 | SW-15-27-22-4 | 9.04 Acres | East of Road | | | |
| | F LAND | | T 1 FARMLAND | Taxable Total: | | 920 |
| | | | 100% Alberta School Foundation Fund | | | |
| 4855000 | NE-16-27-22-4 | 155.92 Acres | | | | |
| | F LAND | | T 1 FARMLAND | Taxable Total: | | 18,040 |
| | | | 100% Alberta School Foundation Fund | | | |
| 4856000 | NW-16-27-22-4 | 80.72 Acres | NORTH OF CREEK | | | |
| | F LAND | | T 1 FARMLAND | Taxable Total: | | 6,980 |
| | | | 100% Alberta School Foundation Fund | | | |
| 4857000 | NW-16-27-22-4 | 68.40 Acres | SOUTH OF CREEK | | | |
| | F LAND | | T 1 FARMLAND | Taxable Total: | | 6,990 |
| | | | 100% Alberta School Foundation Fund | | | |
| 4858000 | SE-16-27-22-4 | 114.50 Acres | SOUTH OF CREEK | | | |
| | F LAND | | T 1 FARMLAND | Taxable Total: | | 10,310 |
| | | | 100% Alberta School Foundation Fund | | | |
| 4859000 | SE-16-27-22-4 | 38.00 Acres | NORTH OF CREEK | | | |
| | F LAND | | T 1 FARMLAND | Taxable Total: | | 3,220 |
| | | | 100% Alberta School Foundation Fund | | | |
| 4860000 | SW-16-27-22-4 | 160.00 Acres | | | | |
| | F LAND | | T 1 FARMLAND | Taxable Total: | | 34,230 |
| | | | 100% Alberta School Foundation Fund | | | |
| 4861000 | NE-17-27-22-4 | 147.82 Acres | | | | |
| | F LAND | | T 1 FARMLAND | Taxable Total: | | 16,280 |
| | | | 100% Alberta School Foundation Fund | | | |
| 4862000 | NE-17-27-22-4 | 5.71 Acres | NORTHEAST CORNER | | | |



2020 Assessment Roll (Valuation Date 1-July, 2020) 2021 Taxation Year, Wheatland County

Assessment Year: 2020
Tax Year: 2021

| Roll | Legal Address | | | | | | Total |
|---------|---------------|--------------|---|---|-------------------------------------|----------------|--------|
| | F | LAND | T | 1 | FARMLAND | Taxable Total: | 490 |
| 4863000 | NW-17-27-22-4 | 157.35 Acres | | | 100% Alberta School Foundation Fund | | |
| | F | LAND | T | 1 | FARMLAND | Taxable Total: | 18,510 |
| 4864000 | SE-17-27-22-4 | 160.00 Acres | | | 100% Alberta School Foundation Fund | | |
| | F | LAND | T | 1 | FARMLAND | Taxable Total: | 31,940 |
| 4865000 | SW-17-27-22-4 | 160.00 Acres | | | 100% Alberta School Foundation Fund | | |
| | F | LAND | T | 1 | FARMLAND | Taxable Total: | 38,150 |
| 4866000 | NE-18-27-22-4 | 141.98 Acres | | | 100% Alberta School Foundation Fund | | |
| | F | LAND | T | 1 | FARMLAND | Taxable Total: | 14,860 |
| 4867000 | NE-18-27-22-4 | 15.02 Acres | | | 100% Alberta School Foundation Fund | | |
| | F | LAND | T | 1 | FARMLAND | Taxable Total: | 1,300 |
| 4868000 | NW-18-27-22-4 | 105.32 Acres | | | 100% Alberta School Foundation Fund | | |
| | F | LAND | T | 1 | FARMLAND | Taxable Total: | 12,520 |
| 4869000 | NW-18-27-22-4 | 49.98 Acres | | | 100% Alberta School Foundation Fund | | |
| | F | LAND | T | 1 | FARMLAND | Taxable Total: | 4,230 |
| 4870000 | SE-18-27-22-4 | 160.00 Acres | | | 100% Alberta School Foundation Fund | | |
| | F | LAND | T | 1 | FARMLAND | Taxable Total: | 38,120 |
| | | | | | 100% Alberta School Foundation Fund | | |



2020 Assessment Roll (Valuation Date 1-July, 2020) 2021 Taxation Year, Wheatland County

Assessment Year: 2020
Tax Year: 2021

| Roll | Legal Address | | | | | Total |
|---------|---------------|--------------|-------------------------------------|----------------|--|--------|
| 4871000 | SW-18-27-22-4 | 158.30 Acres | | | | |
| | F LAND | | T 1 FARMLAND | Taxable Total: | | 34,050 |
| | | | 100% Alberta School Foundation Fund | | | |
| 4872000 | SW-18-27-22-4 | 1.20 Acres | NORTHWEST CORNER | | | |
| | F LAND | | T 1 FARMLAND | Taxable Total: | | 100 |
| | | | 100% Alberta School Foundation Fund | | | |
| 4873000 | NE-19-27-22-4 | 160.00 Acres | | | | |
| | F LAND | | T 1 FARMLAND | Taxable Total: | | 39,850 |
| | | | 100% Alberta School Foundation Fund | | | |
| 4874000 | NW-19-27-22-4 | 160.00 Acres | | | | |
| | F LAND | | T 1 FARMLAND | Taxable Total: | | 39,900 |
| | | | 100% Alberta School Foundation Fund | | | |
| 4875000 | SE-19-27-22-4 | 150.20 Acres | NORTH OF CREEK | | | |
| | F LAND | | T 1 FARMLAND | Taxable Total: | | 16,300 |
| | | | 100% Alberta School Foundation Fund | | | |
| 4876000 | SE-19-27-22-4 | 7.70 Acres | SOUTHWEST CORNER | | | |
| | F LAND | | T 1 FARMLAND | Taxable Total: | | 670 |
| | | | 100% Alberta School Foundation Fund | | | |
| 4877000 | SW-19-27-22-4 | 148.20 Acres | NORTH OF CREEK | | | |
| | F LAND | | T 1 FARMLAND | Taxable Total: | | 16,090 |
| | | | 100% Alberta School Foundation Fund | | | |
| 4878000 | SW-19-27-22-4 | 9.70 Acres | SOUTHEAST CORNER | | | |
| | F LAND | | T 1 FARMLAND | Taxable Total: | | 830 |
| | | | 100% Alberta School Foundation Fund | | | |
| 4879000 | NE-20-27-22-4 | 158.20 Acres | | | | |
| | F LAND | | T 1 FARMLAND | Taxable Total: | | 29,730 |



2020 Assessment Roll (Valuation Date 1-July, 2020) 2021 Taxation Year, Wheatland County

Assessment Year: 2020
Tax Year: 2021

| Roll | Legal Address | | | | | | Total |
|---------|---------------|--------------|---|---|-------------------------------------|-----------------------|-------|
| | | | | | 100% Alberta School Foundation Fund | | |
| 4880000 | NW-20-27-22-4 | 160.00 Acres | | | | | |
| | F | LAND | T | 1 | FARMLAND | Taxable Total: 40,430 | |
| | | | | | 100% Alberta School Foundation Fund | | |
| 4881000 | SE-20-27-22-4 | 149.64 Acres | | | | NORTH OF ROAD | |
| | F | LAND | T | 1 | FARMLAND | Taxable Total: 15,410 | |
| | | | | | 100% Alberta School Foundation Fund | | |
| 4882000 | SE-20-27-22-4 | 7.65 Acres | | | | SOUTHWEST CORNER | |
| | F | LAND | T | 1 | FARMLAND | Taxable Total: 660 | |
| | | | | | 100% Alberta School Foundation Fund | | |
| 4883000 | SW-20-27-22-4 | 109.74 Acres | | | | NORTH OF ROAD | |
| | F | LAND | T | 1 | FARMLAND | Taxable Total: 22,920 | |
| | | | | | 100% Alberta School Foundation Fund | | |
| 4884000 | SW-20-27-22-4 | 43.80 Acres | | | | SOUTH OF ROAD | |
| | F | LAND | T | 1 | FARMLAND | Taxable Total: 3,790 | |
| | | | | | 100% Alberta School Foundation Fund | | |
| 4885000 | NE-21-27-22-4 | 160.00 Acres | | | | | |
| | F | LAND | T | 1 | FARMLAND | Taxable Total: 34,590 | |
| | | | | | 100% Alberta School Foundation Fund | | |
| 4886000 | NW-21-27-22-4 | 160.00 Acres | | | | | |
| | F | LAND | T | 1 | FARMLAND | Taxable Total: 29,810 | |
| | | | | | 100% Alberta School Foundation Fund | | |
| 4887000 | SE-21-27-22-4 | 160.00 Acres | | | | | |
| | F | LAND | T | 1 | FARMLAND | Taxable Total: 33,120 | |
| | | | | | 100% Alberta School Foundation Fund | | |
| 4888000 | SW-21-27-22-4 | 160.00 Acres | | | | | |



2020 Assessment Roll (Valuation Date 1-July, 2020) 2021 Taxation Year, Wheatland County

Assessment Year: 2020
Tax Year: 2021

| Roll | Legal Address | | | | | | Total |
|---------|---------------|--------------|--|---|---|-------------------------------------|-----------------------|
| | F | LAND | | T | 1 | FARMLAND | |
| | | | | | | 100% Alberta School Foundation Fund | Taxable Total: 31,250 |
| 4889000 | NE-22-27-22-4 | 156.25 Acres | | | | | |
| | F | LAND | | T | 1 | FARMLAND | |
| | | | | | | 100% Alberta School Foundation Fund | Taxable Total: 34,700 |
| 4890000 | NW-22-27-22-4 | 159.75 Acres | | | | | |
| | F | LAND | | T | 1 | FARMLAND | |
| | | | | | | 100% Alberta School Foundation Fund | Taxable Total: 33,910 |
| 4891000 | SE-22-27-22-4 | 156.75 Acres | | | | | |
| | F | LAND | | T | 1 | FARMLAND | |
| | | | | | | 100% Alberta School Foundation Fund | Taxable Total: 36,560 |
| 4892000 | SW-22-27-22-4 | 159.25 Acres | | | | | |
| | F | LAND | | T | 1 | FARMLAND | |
| | | | | | | 100% Alberta School Foundation Fund | Taxable Total: 35,550 |
| 4893000 | NE-23-27-22-4 | 160.00 Acres | | | | | |
| | F | LAND | | T | 1 | FARMLAND | |
| | | | | | | 100% The Golden Hills Reg. Div. 15 | Taxable Total: 35,560 |
| 4894000 | NW-23-27-22-4 | 160.00 Acres | | | | | |
| | F | LAND | | T | 1 | FARMLAND | |
| | | | | | | 100% Alberta School Foundation Fund | Taxable Total: 35,750 |
| 4895000 | SE-23-27-22-4 | 160.00 Acres | | | | | |
| | F | LAND | | T | 1 | FARMLAND | |
| | | | | | | 100% Alberta School Foundation Fund | Taxable Total: 28,840 |
| 4896000 | SW-23-27-22-4 | 160.00 Acres | | | | | |
| | F | LAND | | T | 1 | FARMLAND | |
| | | | | | | 100% Alberta School Foundation Fund | Taxable Total: 34,750 |



2020 Assessment Roll (Valuation Date 1-July, 2020) 2021 Taxation Year, Wheatland County

Assessment Year: 2020
Tax Year: 2021

| Roll | Legal Address | | | | | | Total |
|---------|---------------------------|--------------|--------------------------------|------|--------------------------------------|----------------|--------|
| 4897000 | NE-24-27-22-4 | 157.19 Acres | | | | | |
| | F | LAND | T | 1 | FARMLAND | Taxable Total: | 30,860 |
| | | | | 100% | The Golden Hills Reg. Div. 15 | | |
| 4897010 | 222EZ RW 27 E -24-27-22-4 | 1.21 Acres | &E part SEC13, TELEPHONE R-O-W | | | | |
| | NR | LAND | T | 105 | NON-RESEIDENTIAL LAND & IMPROVEMENTS | Taxable Total: | 21,950 |
| | | | | 100% | Alberta School Foundation Fund | | |
| 4898000 | NE-24-27-22-4 | 1.92 Acres | NE OF CANCELLED RD. PL 246BM | | | | |
| | NR | LAND | E | 155 | WHEATLAND COUNTY EXEMPT | Exempt Total: | 30,170 |
| | | | | 100% | Alberta School Foundation Fund | | |
| 4899000 | NW-24-27-22-4 | 160.00 Acres | | | | | |
| | F | LAND | T | 1 | FARMLAND | Taxable Total: | 34,840 |
| | | | | 100% | Alberta School Foundation Fund | | |
| 4900000 | SE-24-27-22-4 | 159.01 Acres | | | | | |
| | F | LAND | T | 1 | FARMLAND | Taxable Total: | 35,170 |
| | | | | 100% | Alberta School Foundation Fund | | |
| 4901000 | SW-24-27-22-4 | 160.00 Acres | | | | | |
| | F | LAND | T | 1 | FARMLAND | Taxable Total: | 27,260 |
| | | | | 100% | Alberta School Foundation Fund | | |
| 4902000 | NE-25-27-22-4 | 159.01 Acres | | | | | |
| | F | LAND | T | 1 | FARMLAND | Taxable Total: | 34,110 |
| | | | | 100% | Alberta School Foundation Fund | | |
| 4903000 | NW-25-27-22-4 | 160.00 Acres | | | | | |
| | F | LAND | T | 1 | FARMLAND | Taxable Total: | 25,460 |
| | | | | 100% | Alberta School Foundation Fund | | |
| 4904000 | SE-25-27-22-4 | 159.01 Acres | | | | | |
| | F | LAND | T | 1 | FARMLAND | Taxable Total: | 33,190 |



2020 Assessment Roll (Valuation Date 1-July, 2020) 2021 Taxation Year, Wheatland County

Assessment Year: 2020
Tax Year: 2021

| Roll | Legal Address | | | | | | Total |
|---------|---------------|--------------|-------------------------------------|--|----------------|--|--------|
| | | | 100% The Golden Hills Reg. Div. 15 | | | | |
| 4905000 | SW-25-27-22-4 | 160.00 Acres | | | | | |
| | F LAND | | T 1 FARMLAND | | Taxable Total: | | 37,130 |
| | | | 100% Alberta School Foundation Fund | | | | |
| 4906000 | NE-26-27-22-4 | 160.00 Acres | | | | | |
| | F LAND | | T 1 FARMLAND | | Taxable Total: | | 35,260 |
| | | | 100% The Golden Hills Reg. Div. 15 | | | | |
| 4907000 | NW-26-27-22-4 | 160.00 Acres | | | | | |
| | F LAND | | T 1 FARMLAND | | Taxable Total: | | 36,980 |
| | | | 100% The Golden Hills Reg. Div. 15 | | | | |
| 4908000 | SE-26-27-22-4 | 160.00 Acres | | | | | |
| | F LAND | | T 1 FARMLAND | | Taxable Total: | | 30,600 |
| | | | 100% Alberta School Foundation Fund | | | | |
| 4909000 | SW-26-27-22-4 | 160.00 Acres | | | | | |
| | F LAND | | T 1 FARMLAND | | Taxable Total: | | 25,600 |
| | | | 100% Alberta School Foundation Fund | | | | |
| 4910000 | NE-27-27-22-4 | 160.00 Acres | | | | | |
| | F LAND | | T 1 FARMLAND | | Taxable Total: | | 38,280 |
| | | | 100% Alberta School Foundation Fund | | | | |
| 4911000 | NW-27-27-22-4 | 160.00 Acres | | | | | |
| | F LAND | | T 1 FARMLAND | | Taxable Total: | | 38,340 |
| | | | 100% Alberta School Foundation Fund | | | | |
| 4912000 | SE-27-27-22-4 | 152.09 Acres | | | | | |
| | F LAND | | T 1 FARMLAND | | Taxable Total: | | 27,020 |
| | | | 100% Alberta School Foundation Fund | | | | |
| 4913000 | SW-27-27-22-4 | 160.00 Acres | | | | | |



2020 Assessment Roll (Valuation Date 1-July, 2020) 2021 Taxation Year, Wheatland County

Assessment Year: 2020
Tax Year: 2021

| Roll | Legal Address | | | | | | Total |
|---------|-------------------|---------------------|---|-----|-------------------------------------|----------------|---------|
| 4914000 | F | LAND | T | 1 | FARMLAND | Taxable Total: | 36,610 |
| | | | | | 100% Alberta School Foundation Fund | | |
| | NE-28-27-22-4 | 160.00 Acres | | | | | |
| 4915000 | F | LAND | T | 1 | FARMLAND | Taxable Total: | 34,680 |
| | | | | | 100% Alberta School Foundation Fund | | |
| | NW-28-27-22-4 | 160.00 Acres | | | | | |
| 4916000 | F | LAND | T | 1 | FARMLAND | Taxable Total: | 34,250 |
| | | | | | 100% Alberta School Foundation Fund | | |
| | SE-28-27-22-4 | 160.00 Acres | | | | | |
| 4917000 | F | LAND | T | 1 | FARMLAND | Taxable Total: | 37,300 |
| | | | | | 100% Alberta School Foundation Fund | | |
| | SW-28-27-22-4 | 159.50 Acres | | | | | |
| 4918000 | F | LAND | T | 1 | FARMLAND | Taxable Total: | 29,690 |
| | | | | | 100% Alberta School Foundation Fund | | |
| | NE-29-27-22-4 | 160.00 Acres | | | | | |
| 4919000 | F | LAND | T | 1 | FARMLAND | Taxable Total: | 36,580 |
| | | | | | 100% Alberta School Foundation Fund | | |
| | NW-29-27-22-4 | 160.00 Acres | | | | | |
| | 274041 RGE RD 225 | | | | | | |
| | F | LAND & IMPROVEMENTS | T | 1 | FARMLAND | | 28,840 |
| | R | | T | 103 | RESIDENTIAL LAND & IMPROVEMENTS | | 116,000 |
| | | | | | Taxable Total: | | 144,840 |
| | R | | E | 901 | RURAL RESIDENCE EXEMPTION (RAP) | | 58,900 |
| | | | | | 100% Alberta School Foundation Fund | Totals: | 203,740 |
| 4920000 | SE-29-27-22-4 | 158.91 Acres | | | | | |
| | 224032 TWP RD 274 | | | | | | |
| | F | LAND & IMPROVEMENTS | T | 1 | FARMLAND | | 22,860 |
| | R | | T | 103 | RESIDENTIAL LAND & IMPROVEMENTS | | 252,660 |
| | | | | | Taxable Total: | | 275,520 |
| | R | | E | 901 | RURAL RESIDENCE EXEMPTION (RAP) | | 61,540 |
| | | | | | Totals: | | 337,060 |



2020 Assessment Roll (Valuation Date 1-July, 2020)
2021 Taxation Year, Wheatland County

Assessment Year: 2020
Tax Year: 2021

| Roll | Legal Address | 100% Alberta School Foundation Fund | | | | Total |
|---------|---------------|-------------------------------------|-------------------------------------|----------------|--|--------|
| 4921000 | SW-29-27-22-4 | 160.00 Acres | | | | |
| | F LAND | | T 1 FARMLAND | Taxable Total: | | 29,340 |
| | | | 100% Alberta School Foundation Fund | | | |
| 4922000 | NE-30-27-22-4 | 160.00 Acres | | | | |
| | F LAND | | T 1 FARMLAND | Taxable Total: | | 37,750 |
| | | | 100% Alberta School Foundation Fund | | | |
| 4923000 | NW-30-27-22-4 | 160.00 Acres | | | | |
| | F LAND | | T 1 FARMLAND | Taxable Total: | | 38,950 |
| | | | 100% Alberta School Foundation Fund | | | |
| 4924000 | SE-30-27-22-4 | 160.00 Acres | | | | |
| | F LAND | | T 1 FARMLAND | Taxable Total: | | 39,680 |
| | | | 100% The Golden Hills Reg. Div. 15 | | | |
| 4925000 | SW-30-27-22-4 | 160.00 Acres | | | | |
| | F LAND | | T 1 FARMLAND | Taxable Total: | | 39,280 |
| | | | 100% Alberta School Foundation Fund | | | |
| 4926000 | NE-31-27-22-4 | 160.00 Acres | | | | |
| | F LAND | | T 1 FARMLAND | Taxable Total: | | 35,860 |
| | | | 100% Alberta School Foundation Fund | | | |
| 4927000 | NW-31-27-22-4 | 160.00 Acres | | | | |
| | F LAND | | T 1 FARMLAND | Taxable Total: | | 36,880 |
| | | | 100% Alberta School Foundation Fund | | | |
| 4928000 | SE-31-27-22-4 | 160.00 Acres | | | | |
| | F LAND | | T 1 FARMLAND | Taxable Total: | | 33,280 |
| | | | 100% Alberta School Foundation Fund | | | |
| 4929000 | SW-31-27-22-4 | 160.00 Acres | | | | |
| | F LAND | | T 1 FARMLAND | Taxable Total: | | 36,610 |



2020 Assessment Roll (Valuation Date 1-July, 2020) 2021 Taxation Year, Wheatland County

Assessment Year: 2020
Tax Year: 2021

| Roll | Legal Address | | | | | | Total |
|---------|-------------------|---------------------|-------------------------------------|-----|---------------------------------|----------------|---------|
| 4930000 | NE-32-27-22-4 | 160.00 Acres | 100% Alberta School Foundation Fund | | | | |
| | F | LAND | T | 1 | FARMLAND | Taxable Total: | 31,340 |
| | | | 100% Alberta School Foundation Fund | | | | |
| 4931000 | NW-32-27-22-4 | 160.00 Acres | | | | | |
| | 224081 TWP RD 280 | | | | | | |
| | F | LAND & IMPROVEMENTS | T | 1 | FARMLAND | | 26,340 |
| | R | | T | 103 | RESIDENTIAL LAND & IMPROVEMENTS | | 160,260 |
| | | | Taxable Total: | | | | 186,600 |
| | R | | E | 901 | RURAL RESIDENCE EXEMPTION (RAP) | | 61,540 |
| | | | 100% Alberta School Foundation Fund | | | | |
| | | | Totals: | | | | 248,140 |
| 4932000 | SE-32-27-22-4 | 160.00 Acres | | | | | |
| | F | LAND | T | 1 | FARMLAND | Taxable Total: | 36,210 |
| | | | 100% Alberta School Foundation Fund | | | | |
| 4933000 | SW-32-27-22-4 | 160.00 Acres | | | | | |
| | F | LAND | T | 1 | FARMLAND | Taxable Total: | 30,450 |
| | | | 100% Alberta School Foundation Fund | | | | |
| 4934000 | NE-33-27-22-4 | 160.00 Acres | | | | | |
| | F | LAND | T | 1 | FARMLAND | Taxable Total: | 35,930 |
| | | | 100% Alberta School Foundation Fund | | | | |
| 4935000 | NW-33-27-22-4 | 160.00 Acres | | | | | |
| | F | LAND | T | 1 | FARMLAND | Taxable Total: | 35,510 |
| | | | 100% Alberta School Foundation Fund | | | | |
| 4936000 | SE-33-27-22-4 | 160.00 Acres | | | | | |
| | F | LAND | T | 1 | FARMLAND | Taxable Total: | 39,300 |
| | | | 100% Alberta School Foundation Fund | | | | |
| 4937000 | SW-33-27-22-4 | 160.00 Acres | | | | | |
| | F | LAND | T | 1 | FARMLAND | Taxable Total: | 37,270 |



2020 Assessment Roll (Valuation Date 1-July, 2020) 2021 Taxation Year, Wheatland County

Assessment Year: 2020
Tax Year: 2021

| Roll | Legal Address | | | | | | Total |
|---------|---------------|--------------|-------------------------------------|--|----------------|--|--------|
| | | | 100% Alberta School Foundation Fund | | | | |
| 4938000 | NE-34-27-22-4 | 160.00 Acres | | | | | |
| | F LAND | | T 1 FARMLAND | | Taxable Total: | | 28,610 |
| | | | 100% Alberta School Foundation Fund | | | | |
| 4939000 | NW-34-27-22-4 | 160.00 Acres | | | | | |
| | F LAND | | T 1 FARMLAND | | Taxable Total: | | 38,520 |
| | | | 100% Alberta School Foundation Fund | | | | |
| 4940000 | SE-34-27-22-4 | 160.00 Acres | | | | | |
| | F LAND | | T 1 FARMLAND | | Taxable Total: | | 34,200 |
| | | | 100% Alberta School Foundation Fund | | | | |
| 4941000 | SW-34-27-22-4 | 160.00 Acres | | | | | |
| | F LAND | | T 1 FARMLAND | | Taxable Total: | | 34,920 |
| | | | 100% Alberta School Foundation Fund | | | | |
| 4942000 | NE-35-27-22-4 | 160.00 Acres | | | | | |
| | F LAND | | T 1 FARMLAND | | Taxable Total: | | 34,100 |
| | | | 100% Alberta School Foundation Fund | | | | |
| 4943000 | NW-35-27-22-4 | 160.00 Acres | | | | | |
| | F LAND | | T 1 FARMLAND | | Taxable Total: | | 33,380 |
| | | | 100% Alberta School Foundation Fund | | | | |
| 4944000 | SE-35-27-22-4 | 160.00 Acres | | | | | |
| | F LAND | | T 1 FARMLAND | | Taxable Total: | | 31,700 |
| | | | 100% Alberta School Foundation Fund | | | | |
| 4945000 | SW-35-27-22-4 | 160.00 Acres | | | | | |
| | F LAND | | T 1 FARMLAND | | Taxable Total: | | 35,300 |
| | | | 100% Alberta School Foundation Fund | | | | |
| 4946000 | NE-36-27-22-4 | 157.83 Acres | | | | | |



2020 Assessment Roll (Valuation Date 1-July, 2020) 2021 Taxation Year, Wheatland County

Assessment Year: 2020
Tax Year: 2021

| Roll | Legal Address | | | | | Total |
|---------|---------------------|-------------------------------|---|-----|-------------------------------------|------------------------|
| | F | LAND | T | 1 | FARMLAND | Taxable Total: 31,030 |
| | | | | | 100% Alberta School Foundation Fund | |
| 4947000 | NW-36-27-22-4 | 158.66 Acres | | | | |
| | F | LAND | T | 1 | FARMLAND | Taxable Total: 21,230 |
| | | | | | 100% Alberta School Foundation Fund | |
| 4948000 | SE-36-27-22-4 | 157.96 Acres | | | | |
| | F | LAND | T | 1 | FARMLAND | Taxable Total: 31,110 |
| | | | | | 100% Alberta School Foundation Fund | |
| 4949000 | SW-36-27-22-4 | 157.34 Acres | | | | |
| | | 220041 TWP RD 275A | | | | |
| | F | LAND & IMPROVEMENTS | T | 1 | FARMLAND | 31,480 |
| | R | | T | 103 | RESIDENTIAL LAND & IMPROVEMENTS | 201,960 |
| | | | | | Taxable Total: | 233,440 |
| | R | | E | 901 | RURAL RESIDENCE EXEMPTION (RAP) | 56,940 |
| | | | | | 100% Alberta School Foundation Fund | Totals: 290,380 |
| 4950000 | 1634BC 2 1,2,3 | SE-10-27-22-4 12,499 Sq. Feet | | | | |
| | | 17 MAIN ST | | | | |
| | R | LAND & IMPROVEMENTS | T | 103 | RESIDENTIAL LAND & IMPROVEMENTS | Taxable Total: 120,100 |
| | | | | | 100% Alberta School Foundation Fund | |
| 4952000 | 1634BC 2 4-19,22-25 | NE-10-27-22-4 2.30 Acres | | | | LOTS 4-19 & 22-25 |
| | | 1 MAIN ST | | | | |
| | R | LAND & IMPROVEMENTS | T | 103 | RESIDENTIAL LAND & IMPROVEMENTS | Taxable Total: 342,700 |
| | | | | | 100% The Golden Hills Reg. Div. 15 | |
| 4969000 | 1634BC 2 20,21 | SE-10-27-22-4 12,500 Sq. Feet | | | | |
| | | 6 1 ST E | | | | |
| | R | LAND & IMPROVEMENTS | T | 103 | RESIDENTIAL LAND & IMPROVEMENTS | Taxable Total: 115,800 |
| | | | | | 100% Alberta School Foundation Fund | |
| 4974000 | 1634BC 3 1,2 | SE-10-27-22-4 8,333 Sq. Feet | | | | |
| | | 18 MAIN ST | | | | |
| | NR | LAND | E | 160 | TAX RECOVERY EXEMPT | Exempt Total: 10,150 |
| | | | | | 100% Alberta School Foundation Fund | |
| 4975000 | 1634BC 3 3 | SE-10-27-22-4 4,163 Sq. Feet | | | | |
| | | 14 MAIN ST | | | | |
| | R | LAND | T | 104 | RESIDENTIAL VACANT LAND | Taxable Total: 6,600 |



2020 Assessment Roll (Valuation Date 1-July, 2020) 2021 Taxation Year, Wheatland County

Assessment Year: 2020
Tax Year: 2021

| Roll | Legal Address | | Total | |
|---------|----------------|-------------------------------|-------------------------------------|--|
| | | | 100% Alberta School Foundation Fund | |
| 4976000 | 1634BC 3 4-8 | SE-10-27-22-4 0.48 Acres | | |
| | 10 MAIN ST | | | |
| | R | LAND & IMPROVEMENTS | T 103 | RESIDENTIAL LAND & IMPROVEMENTS Taxable Total: 22,100 |
| | | | 100% Alberta School Foundation Fund | |
| 4981000 | 1634BC 3 9 | SE-10-27-22-4 4,163 Sq. Feet | | |
| | 6 MAIN ST | | | |
| | R | LAND | T 104 | RESIDENTIAL VACANT LAND Taxable Total: 6,600 |
| | | | 100% Alberta School Foundation Fund | |
| 4990000 | 1210523 3 26 | SE-10-27-22-4 1.24 Acres | | |
| | 5 1 ST W | | | |
| | R | LAND & IMPROVEMENTS | T 103 | RESIDENTIAL LAND & IMPROVEMENTS Taxable Total: 149,000 |
| | | | 100% Alberta School Foundation Fund | |
| 4992000 | 1634BC 3 20-23 | SE-10-27-22-4 0.57 Acres | | |
| | 9 1 ST W | | | |
| | R | LAND & IMPROVEMENTS | T 103 | RESIDENTIAL LAND & IMPROVEMENTS Taxable Total: 46,000 |
| | | | 100% Alberta School Foundation Fund | |
| 4995000 | 1634BC 3 24,25 | SE-10-27-22-4 6,250 Sq. Feet | | |
| | 13 1 ST W | | | |
| | R | LAND & IMPROVEMENTS | T 103 | RESIDENTIAL LAND & IMPROVEMENTS Taxable Total: 104,100 |
| | | | 100% Alberta School Foundation Fund | |
| 5001000 | 8643CP 4 1-6 | SE-10-27-22-4 1.13 Acres | | |
| | 6 1 ST W | | | |
| | R | LAND & IMPROVEMENTS | T 103 | RESIDENTIAL LAND & IMPROVEMENTS 168,400 |
| | R | | E 903 | FARM BUILDING EXEMPT 2,450 |
| | | | 100% Alberta School Foundation Fund | |
| | | | Totals: 170,850 | |
| 5002000 | 8643CP 4 7&8 | SE-10-27-22-4 12,500 Sq. Feet | Lots 7 & 8 tied by building | |
| | 2 1 ST W | | | |
| | R | LAND & IMPROVEMENTS | T 103 | RESIDENTIAL LAND & IMPROVEMENTS Taxable Total: 132,900 |
| | | | 100% Alberta School Foundation Fund | |
| 5003000 | 8643CP 4 9-16 | SE-10-27-22-4 1.08 Acres | | |
| | | | | |
| | R | LAND | T 104 | RESIDENTIAL VACANT LAND Taxable Total: 30,600 |
| | | | 100% Alberta School Foundation Fund | |



2020 Assessment Roll (Valuation Date 1-July, 2020) 2021 Taxation Year, Wheatland County

Assessment Year: 2020
Tax Year: 2021

| Roll | Legal Address | Total |
|---------|---|------------------------|
| 5011000 | 1634BC 1 A SE-10-27-22-4 2.00 Acres 1 1 ST E | |
| | R LAND & IMPROVEMENTS T 103 RESIDENTIAL LAND & IMPROVEMENTS Taxable Total: 100% Alberta School Foundation Fund | 375,900 |
| 5012000 | SE-10-27-22-4 1.10 Acres 105 1 AVE | |
| | R LAND & IMPROVEMENTS T 103 RESIDENTIAL LAND & IMPROVEMENTS Taxable Total: 100% Alberta School Foundation Fund | 357,000 |
| 5013000 | SE-10-27-22-4 5.51 Acres South of R/R & N of 1st Ave 102 1 AVE | |
| | F LAND & IMPROVEMENTS T 1 FARMLAND | 270 |
| | R T 103 RESIDENTIAL LAND & IMPROVEMENTS | 206,430 |
| | | Taxable Total: 206,700 |
| | R E 901 RURAL RESIDENCE EXEMPTION (RAP) | 270 |
| | 100% The Golden Hills Reg. Div. 15 Totals: | 206,970 |
| 5021000 | NE-1-28-22-4 152.63 Acres | |
| | F LAND T 1 FARMLAND Taxable Total: 100% Alberta School Foundation Fund | 21,420 |
| 5022000 | NW-1-28-22-4 160.00 Acres | |
| | F LAND T 1 FARMLAND Taxable Total: 100% Alberta School Foundation Fund | 19,910 |
| 5023000 | SE-1-28-22-4 153.25 Acres | |
| | F LAND T 1 FARMLAND Taxable Total: 100% Alberta School Foundation Fund | 11,600 |
| 5025000 | SE-1-28-22-4 4.72 Acres Easterly Center Portion | |
| | F LAND T 1 FARMLAND Taxable Total: 100% Alberta School Foundation Fund | 400 |
| 5026000 | SW-1-28-22-4 160.00 Acres | |
| | F LAND T 1 FARMLAND Taxable Total: 100% Alberta School Foundation Fund | 7,440 |



2020 Assessment Roll (Valuation Date 1-July, 2020)
2021 Taxation Year, Wheatland County

Assessment Year: 2020
Tax Year: 2021

| Roll | Legal Address | Total |
|---------|--|-------|
| 5027000 | NE-2-28-22-4 160.00 Acres | |
| | F LAND T 1 FARMLAND Taxable Total: 28,540 100% Alberta School Foundation Fund | |
| 5028000 | NW-2-28-22-4 160.00 Acres | |
| | F LAND T 1 FARMLAND Taxable Total: 33,430 100% Alberta School Foundation Fund | |
| 5029000 | SE-2-28-22-4 160.00 Acres | |
| | F LAND T 1 FARMLAND Taxable Total: 16,360 100% Alberta School Foundation Fund | |
| 5030000 | SW-2-28-22-4 160.00 Acres | |
| | F LAND T 1 FARMLAND Taxable Total: 34,960 100% Alberta School Foundation Fund | |
| 5031000 | NE-3-28-22-4 160.00 Acres | |
| | F LAND T 1 FARMLAND Taxable Total: 19,310 100% Alberta School Foundation Fund | |
| 5032000 | NW-3-28-22-4 160.00 Acres | |
| | F LAND T 1 FARMLAND Taxable Total: 36,940 100% Alberta School Foundation Fund | |
| 5033000 | SE-3-28-22-4 160.00 Acres | |
| | F LAND T 1 FARMLAND Taxable Total: 24,490 100% Alberta School Foundation Fund | |
| 5034000 | SW-3-28-22-4 160.00 Acres | |
| | F LAND T 1 FARMLAND Taxable Total: 29,140 100% Alberta School Foundation Fund | |
| 5035000 | NE-4-28-22-4 160.00 Acres | |
| | F LAND T 1 FARMLAND Taxable Total: 39,480 | |



2020 Assessment Roll (Valuation Date 1-July, 2020) 2021 Taxation Year, Wheatland County

Assessment Year: 2020
Tax Year: 2021

| Roll | Legal Address | | | | | | | | | | Total |
|---------|-------------------------------------|---------------------|--------------|--|---|-----|---------------------------------|--|----------------|---------|---------|
| | 100% Alberta School Foundation Fund | | | | | | | | | | |
| 5036000 | NW-4-28-22-4 | | 160.00 Acres | | | | | | | | |
| | F | LAND | | | T | 1 | FARMLAND | | Taxable Total: | 38,370 | |
| | 100% Alberta School Foundation Fund | | | | | | | | | | |
| 5037000 | SE-4-28-22-4 | | 160.00 Acres | | | | | | | | |
| | F | LAND | | | T | 1 | FARMLAND | | Taxable Total: | 37,510 | |
| | 100% Alberta School Foundation Fund | | | | | | | | | | |
| 5038000 | SW-4-28-22-4 | | 160.00 Acres | | | | | | | | |
| | F | LAND | | | T | 1 | FARMLAND | | Taxable Total: | 38,440 | |
| | 100% Alberta School Foundation Fund | | | | | | | | | | |
| 5039000 | NE-5-28-22-4 | | 160.00 Acres | | | | | | | | |
| | F | LAND | | | T | 1 | FARMLAND | | Taxable Total: | 35,500 | |
| | 100% Alberta School Foundation Fund | | | | | | | | | | |
| 5040000 | NW-5-28-22-4 | | 160.00 Acres | | | | | | | | |
| | F | LAND | | | T | 1 | FARMLAND | | Taxable Total: | 29,300 | |
| | 100% Alberta School Foundation Fund | | | | | | | | | | |
| 5041000 | SE-5-28-22-4 | | 160.00 Acres | | | | | | | | |
| | F | LAND | | | T | 1 | FARMLAND | | Taxable Total: | 39,070 | |
| | 100% Alberta School Foundation Fund | | | | | | | | | | |
| 5042000 | SW-5-28-22-4 | | 160.00 Acres | | | | | | | | |
| | F | LAND | | | T | 1 | FARMLAND | | Taxable Total: | 26,900 | |
| | 100% Alberta School Foundation Fund | | | | | | | | | | |
| 5043000 | NE-6-28-22-4 | | 160.00 Acres | | | | | | | | |
| | 280080 RGE RD 225 | | | | | | | | | | |
| | F | LAND & IMPROVEMENTS | | | T | 1 | FARMLAND | | | 35,090 | |
| | R | | | | T | 103 | RESIDENTIAL LAND & IMPROVEMENTS | | | 347,860 | |
| | | | | | | | | | Taxable Total: | 382,950 | |
| | R | | | | E | 901 | RURAL RESIDENCE EXEMPTION (RAP) | | | 61,540 | |
| | | | | | | | | | | Totals: | 444,490 |



2020 Assessment Roll (Valuation Date 1-July, 2020) 2021 Taxation Year, Wheatland County

Assessment Year: 2020
Tax Year: 2021

| Roll | Legal Address | 100% Alberta School Foundation Fund | | | | Total |
|---------|-----------------------|-------------------------------------|-------------------------------------|----------------|--|--------|
| 5044000 | NW-6-28-22-4 | 160.00 Acres | | | | |
| | F LAND | | T 1 FARMLAND | Taxable Total: | | 37,320 |
| | | | 100% The Golden Hills Reg. Div. 15 | | | |
| 5045000 | SE-6-28-22-4 | 158.54 Acres | | | | |
| | F LAND | | T 1 FARMLAND | Taxable Total: | | 37,190 |
| | | | 100% Alberta School Foundation Fund | | | |
| 5046000 | SW-6-28-22-4 | 160.00 Acres | | | | |
| | F LAND | | T 1 FARMLAND | Taxable Total: | | 32,800 |
| | | | 100% The Golden Hills Reg. Div. 15 | | | |
| 5047000 | NE-7-28-22-4 | 156.48 Acres | | | | |
| | F LAND | | T 1 FARMLAND | Taxable Total: | | 38,180 |
| | | | 100% Alberta School Foundation Fund | | | |
| 5049000 | NW-7-28-22-4 | 155.91 Acres | | | | |
| | F LAND | | T 1 FARMLAND | Taxable Total: | | 31,070 |
| | | | 100% Alberta School Foundation Fund | | | |
| 5050000 | SE-7-28-22-4 | 160.00 Acres | | | | |
| | F LAND | | T 1 FARMLAND | Taxable Total: | | 33,130 |
| | | | 100% Alberta School Foundation Fund | | | |
| 5051000 | SW-7-28-22-4 | 160.00 Acres | | | | |
| | F LAND | | T 1 FARMLAND | Taxable Total: | | 35,670 |
| | | | 100% Alberta School Foundation Fund | | | |
| 5052000 | NE-8-28-22-4 | 149.42 Acres | | | | |
| | F LAND | | T 1 FARMLAND | Taxable Total: | | 35,190 |
| | | | 100% Alberta School Foundation Fund | | | |
| 5053000 | NW-8-28-22-4 | 155.19 Acres | | | | |
| | 224063 HWY 9 | | | | | |
| | F LAND & IMPROVEMENTS | | T 1 FARMLAND | | | 27,320 |



2020 Assessment Roll (Valuation Date 1-July, 2020) 2021 Taxation Year, Wheatland County

Assessment Year: 2020
Tax Year: 2021

| Roll | Legal Address | | | | | Total |
|---------|--------------------------|---------------------|---|-----|-------------------------------------|-----------------------|
| | R | | T | 103 | RESIDENTIAL LAND & IMPROVEMENTS | 263,560 |
| | | | | | Taxable Total: | 290,880 |
| | R | | E | 901 | RURAL RESIDENCE EXEMPTION (RAP) | 61,540 |
| | | | | | 100% Alberta School Foundation Fund | |
| | | | | | Totals: | 352,420 |
| 5054000 | SE-8-28-22-4 | 160.00 Acres | | | | |
| | F | LAND | T | 1 | FARMLAND | Taxable Total: 33,200 |
| | | | | | 100% Alberta School Foundation Fund | |
| 5055000 | SW-8-28-22-4 | 160.00 Acres | | | | |
| | F | LAND | T | 1 | FARMLAND | Taxable Total: 28,900 |
| | | | | | 100% Alberta School Foundation Fund | |
| 5056000 | NE-9-28-22-4 | 160.00 Acres | | | | |
| | F | LAND | T | 1 | FARMLAND | Taxable Total: 21,390 |
| | | | | | 100% Alberta School Foundation Fund | |
| 5057000 | 1110832 1 1 NW-9-28-22-4 | 159.63 Acres | | | | |
| | 223067 HWY 9 | | | | | |
| | F | LAND & IMPROVEMENTS | T | 1 | FARMLAND | 26,650 |
| | R | | T | 103 | RESIDENTIAL LAND & IMPROVEMENTS | 231,650 |
| | | | | | Taxable Total: | 258,300 |
| | R | | E | 901 | RURAL RESIDENCE EXEMPTION (RAP) | 61,540 |
| | R | | E | 903 | FARM BUILDING EXEMPT | 10,790 |
| | | | | | 100% Alberta School Foundation Fund | |
| | | | | | Exempt Total: | 72,330 |
| | | | | | Totals: | 330,630 |
| 5058000 | SE-9-28-22-4 | 160.00 Acres | | | | |
| | F | LAND | T | 1 | FARMLAND | Taxable Total: 32,370 |
| | | | | | 100% Alberta School Foundation Fund | |
| 5059000 | SW-9-28-22-4 | 160.00 Acres | | | | |
| | F | LAND | T | 1 | FARMLAND | Taxable Total: 33,660 |
| | | | | | 100% Alberta School Foundation Fund | |
| 5060000 | NE-10-28-22-4 | 150.49 Acres | | | | |
| | F | LAND | T | 1 | FARMLAND | Taxable Total: 25,130 |



2020 Assessment Roll (Valuation Date 1-July, 2020) 2021 Taxation Year, Wheatland County

Assessment Year: 2020
Tax Year: 2021

| Roll | Legal Address | | | | | | | | | | Total | |
|---------|--|---------------------|--|--|---|-----|---------------------------------|--|--|----------------|---------|---------|
| 5060010 | 100% Alberta School Foundation Fund | | | | | | | | | | | |
| | 0715042 1 1 NE-10-28-22-4 9.51 Acres EAST 68m OF NORTH WEST CORNER | | | | | | | | | | | |
| | 222035 TWP RD 282 | | | | | | | | | | | |
| | F | LAND & IMPROVEMENTS | | | T | 1 | FARMLAND | | | 1,060 | | |
| | R | | | | T | 103 | RESIDENTIAL LAND & IMPROVEMENTS | | | 148,300 | | |
| | Taxable Total: | | | | | | | | | | 149,360 | |
| | R | | | | E | 903 | FARM BUILDING EXEMPT | | | 80,990 | | |
| | 100% Alberta School Foundation Fund | | | | | | | | | | Totals: | 230,350 |
| 5061000 | NW-10-28-22-4 150.44 Acres | | | | | | | | | | | |
| | F | LAND | | | T | 1 | FARMLAND | | | Taxable Total: | 30,390 | |
| | 100% Alberta School Foundation Fund | | | | | | | | | | | |
| 5061010 | 9912106 1 NW-10-28-22-4 9.56 Acres NORTHEAST CORNER | | | | | | | | | | | |
| | 222043 TWP RD 282 | | | | | | | | | | | |
| | F | LAND & IMPROVEMENTS | | | T | 1 | FARMLAND | | | 570 | | |
| | R | | | | T | 103 | RESIDENTIAL LAND & IMPROVEMENTS | | | 438,980 | | |
| | | Taxable Total: | | | | | | | | | | 439,550 |
| | R | | | | E | 901 | RURAL RESIDENCE EXEMPTION (RAP) | | | 23,020 | | |
| | 100% Alberta School Foundation Fund | | | | | | | | | | Totals: | 462,570 |
| 5062000 | SE-10-28-22-4 160.00 Acres | | | | | | | | | | | |
| | F | LAND | | | T | 1 | FARMLAND | | | Taxable Total: | 26,930 | |
| | 100% Alberta School Foundation Fund | | | | | | | | | | | |
| 5063000 | SW-10-28-22-4 160.00 Acres | | | | | | | | | | | |
| | F | LAND | | | T | 1 | FARMLAND | | | Taxable Total: | 36,870 | |
| | 100% Alberta School Foundation Fund | | | | | | | | | | | |
| 5064000 | NE-11-28-22-4 154.70 Acres | | | | | | | | | | | |
| | F | LAND | | | T | 1 | FARMLAND | | | Taxable Total: | 29,910 | |
| | 100% Alberta School Foundation Fund | | | | | | | | | | | |
| 5065000 | NW-11-28-22-4 136.63 Acres | | | | | | | | | | | |
| | 221053A HWY 9 | | | | | | | | | | | |
| | F | LAND & IMPROVEMENTS | | | T | 1 | FARMLAND | | | 24,550 | | |
| | R | | | | T | 103 | RESIDENTIAL LAND & IMPROVEMENTS | | | 157,050 | | |
| | Taxable Total: | | | | | | | | | | 181,600 | |



2020 Assessment Roll (Valuation Date 1-July, 2020) 2021 Taxation Year, Wheatland County

Assessment Year: 2020
Tax Year: 2021

| Roll | Legal Address | | | | | | Total |
|---------|----------------|---------------------|---|------|--------------------------------------|----------------------|---------|
| | R | | E | 901 | RURAL RESIDENCE EXEMPTION (RAP) | | 24,550 |
| | | | | 100% | Alberta School Foundation Fund | Totals: | 206,150 |
| 5066000 | NW-11-28-22-4 | 18.82 Acres | | | | | |
| | 221053B HWY 9 | | | | | | |
| | F | LAND & IMPROVEMENTS | T | 1 | FARMLAND | | 1,150 |
| | R | | T | 103 | RESIDENTIAL LAND & IMPROVEMENTS | | 245,120 |
| | | | | | | Taxable Total: | 246,270 |
| | R | | E | 901 | RURAL RESIDENCE EXEMPTION (RAP) | | 1,150 |
| | R | | E | 903 | FARM BUILDING EXEMPT | | 45,030 |
| | | | | 100% | Alberta School Foundation Fund | Exempt Total: | 46,180 |
| | | | | | | Totals: | 292,450 |
| 5067000 | SE-11-28-22-4 | 160.00 Acres | | | | | |
| | F | LAND | T | 1 | FARMLAND | Taxable Total: | 22,580 |
| | | | | 100% | Alberta School Foundation Fund | | |
| 5068000 | SW-11-28-22-4 | 160.00 Acres | | | | | |
| | F | LAND | T | 1 | FARMLAND | Taxable Total: | 27,210 |
| | | | | 100% | Alberta School Foundation Fund | | |
| 5069000 | NE-12-28-22-4 | 150.40 Acres | | | | | |
| | 281053 HWY 840 | | | | | | |
| | F | LAND & IMPROVEMENTS | T | 1 | FARMLAND | | 24,460 |
| | R | | T | 103 | RESIDENTIAL LAND & IMPROVEMENTS | | 371,240 |
| | | | | | | Taxable Total: | 395,700 |
| | R | | E | 901 | RURAL RESIDENCE EXEMPTION (RAP) | | 24,460 |
| | | | | 100% | Alberta School Foundation Fund | Totals: | 420,160 |
| 5070000 | NW-12-28-22-4 | 152.96 Acres | | | | Hi-Standard Spraying | |
| | 281060 HWY 840 | | | | | | |
| | F | LAND & IMPROVEMENTS | T | 1 | FARMLAND | | 24,970 |
| | R | | T | 103 | RESIDENTIAL LAND & IMPROVEMENTS | | 365,150 |
| | NR | | T | 105 | NON-RESEIDENTIAL LAND & IMPROVEMENTS | | 51,290 |
| | | | | | | Taxable Total: | 441,410 |
| | R | | E | 901 | RURAL RESIDENCE EXEMPTION (RAP) | | 41,050 |
| | R | | E | 903 | FARM BUILDING EXEMPT | | 48,290 |
| | | | | 100% | Alberta School Foundation Fund | Exempt Total: | 89,340 |
| | | | | | | Totals: | 530,750 |



2020 Assessment Roll (Valuation Date 1-July, 2020) 2021 Taxation Year, Wheatland County

Assessment Year: 2020
Tax Year: 2021

| Roll | Legal Address | Total |
|---------|---|---------|
| 5071000 | SE-12-28-22-4 154.24 Acres | |
| | F LAND T 1 FARMLAND 100% Alberta School Foundation Fund Taxable Total: | 15,690 |
| 5072000 | SW-12-28-22-4 159.44 Acres | |
| | F LAND T 1 FARMLAND 100% Alberta School Foundation Fund Taxable Total: | 16,080 |
| 5073000 | NE-13-22-23-4 154.64 Acres | |
| | NORTHEAST OF STATION GROUNDS | |
| | F LAND T 1 FARMLAND 100% Alberta School Foundation Fund Taxable Total: | 32,360 |
| 5074000 | NW-13-22-23-4 147.52 Acres | |
| | NORTH & EAST OF RAILWAY | |
| | F LAND T 1 FARMLAND 100% Alberta School Foundation Fund Taxable Total: | 28,840 |
| 5074010 | RY11 RLY 22 NW-13-22-23-4 5.41 Acres | |
| | ABONDONED RLY:RGE 23 TWP 22 | |
| | NR LAND E 155 WHEATLAND COUNTY EXEMPT 100% Alberta School Foundation Fund Exempt Total: | 5,770 |
| 5074020 | NW-13-22-23-4 3.03 Acres | |
| | THE NORTHERLY 50 FOOT WIDTH | |
| | NR LAND E 162 OTHER MUNICIPAL EXEMPT 100% Alberta School Foundation Fund Exempt Total: | 3,230 |
| 5076000 | NE-14-22-23-4 53.12 Acres | |
| | 222062 RGE RD 231 | |
| | F LAND & IMPROVEMENTS T 1 FARMLAND 6,670 | |
| | R T 103 RESIDENTIAL LAND & IMPROVEMENTS 170,300 | |
| | 100% Alberta School Foundation Fund Taxable Total: | 176,970 |
| 5078000 | NE-21-22-23-4 115.45 Acres | |
| | NORTHEAST OF RAILWAY | |
| | F LAND T 1 FARMLAND 100% Alberta School Foundation Fund Taxable Total: | 18,760 |
| 5079000 | NW-21-22-23-4 3.70 Acres | |
| | NORTHEAST OF RAILWAY | |



2020 Assessment Roll (Valuation Date 1-July, 2020) 2021 Taxation Year, Wheatland County

Assessment Year: 2020
Tax Year: 2021

| Roll | Legal Address | | | | | | Total |
|---------|---------------|--------------|--|---|---|-------------------------------------|--------|
| | F | LAND | | T | 1 | FARMLAND | |
| | | | | | | 100% Alberta School Foundation Fund | |
| | | | | | | Taxable Total: | 300 |
| 5080000 | SE-21-22-23-4 | 4.00 Acres | | | | NE OF RAILWAY | |
| | F | LAND | | T | 1 | FARMLAND | |
| | | | | | | 100% Alberta School Foundation Fund | |
| | | | | | | Taxable Total: | 270 |
| 5082000 | NE-22-22-23-4 | 160.00 Acres | | | | | |
| | F | LAND | | T | 1 | FARMLAND | |
| | | | | | | 100% Alberta School Foundation Fund | |
| | | | | | | Taxable Total: | 35,650 |
| 5083000 | NW-22-22-23-4 | 156.10 Acres | | | | | |
| | F | LAND | | T | 1 | FARMLAND | |
| | | | | | | 100% Alberta School Foundation Fund | |
| | | | | | | Taxable Total: | 30,860 |
| 5084000 | SE-22-22-23-4 | 96.00 Acres | | | | | |
| | F | LAND | | T | 1 | FARMLAND | |
| | | | | | | 100% Alberta School Foundation Fund | |
| | | | | | | Taxable Total: | 18,520 |
| 5086000 | SW-22-22-23-4 | 49.01 Acres | | | | | |
| | F | LAND | | T | 1 | FARMLAND | |
| | | | | | | 100% Alberta School Foundation Fund | |
| | | | | | | Taxable Total: | 7,640 |
| 5088000 | NE-23-22-23-4 | 160.00 Acres | | | | | |
| | F | LAND | | T | 1 | FARMLAND | |
| | | | | | | 100% Alberta School Foundation Fund | |
| | | | | | | Taxable Total: | 13,250 |
| 5089000 | NW-23-22-23-4 | 160.00 Acres | | | | | |
| | F | LAND | | T | 1 | FARMLAND | |
| | | | | | | 100% Alberta School Foundation Fund | |
| | | | | | | Taxable Total: | 32,370 |
| 5090000 | SE-23-22-23-4 | 159.18 Acres | | | | | |
| | F | LAND | | T | 1 | FARMLAND | |
| | | | | | | 100% Alberta School Foundation Fund | |
| | | | | | | Taxable Total: | 12,330 |



2020 Assessment Roll (Valuation Date 1-July, 2020) 2021 Taxation Year, Wheatland County

Assessment Year: 2020
Tax Year: 2021

| Roll | Legal Address | Total |
|---------|--|-------|
| 5091000 | 0915526 1 1 SW-23-22-23-4 142.15 Acres | |
| | F LAND T 1 FARMLAND Taxable Total: 21,900 | |
| | 100% Alberta School Foundation Fund | |
| 5093000 | NE-24-22-23-4 142.88 Acres | |
| | 223058 HWY 547 | |
| | F LAND & IMPROVEMENTS T 1 FARMLAND 24,310 | |
| | R T 103 RESIDENTIAL LAND & IMPROVEMENTS 277,590 | |
| | Taxable Total: 301,900 | |
| | R E 901 RURAL RESIDENCE EXEMPTION (RAP) 24,310 | |
| | 100% Alberta School Foundation Fund Totals: 326,210 | |
| 5093010 | 9510938 1 NE-24-22-23-4 2.99 Acres NORTHWEST CORNER | |
| | 230033 TWP RD 224 | |
| | R LAND & IMPROVEMENTS T 103 RESIDENTIAL LAND & IMPROVEMENTS Taxable Total: 370,000 | |
| | 100% Alberta School Foundation Fund | |
| 5094000 | NE-24-22-23-4 3.00 Acres NORTHEAST CORNER | |
| | NR LAND E 154 PROVINCIAL EXEMPT Exempt Total: 74,000 | |
| | 100% Alberta School Foundation Fund | |
| 5096000 | NW-24-22-23-4 157.40 Acres | |
| | F LAND T 1 FARMLAND Taxable Total: 32,920 | |
| | 100% Alberta School Foundation Fund | |
| 5097000 | SE-24-22-23-4 136.67 Acres | |
| | F LAND T 1 FARMLAND Taxable Total: 29,450 | |
| | 100% Alberta School Foundation Fund | |
| 5097010 | 8910567 1 1 SE-24-22-23-4 9.69 Acres SOUTHEAST CORNER | |
| | 223002 HWY 547 | |
| | F LAND & IMPROVEMENTS T 1 FARMLAND 980 | |
| | R T 103 RESIDENTIAL LAND & IMPROVEMENTS 187,620 | |
| | Taxable Total: 188,600 | |
| | R E 901 RURAL RESIDENCE EXEMPTION (RAP) 980 | |
| | 100% Alberta School Foundation Fund Totals: 189,580 | |
| 5098000 | 4867JK SE-24-22-23-4 5.74 Acres HIGHWAY MAINTENANCE YARD NORTHEAST CORNER | |
| | 223034 HWY 547 Gleichen Highway Maintenance | |



2020 Assessment Roll (Valuation Date 1-July, 2020) 2021 Taxation Year, Wheatland County

Assessment Year: 2020
Tax Year: 2021

| Roll | Legal Address | | | | | | Total |
|---------|---------------|---------------------------|---|-----|-------------------------------------|--|-----------|
| | NR | LAND & IMPROVEMENTS | T | 105 | NON-RESEDENTIAL LAND & IMPROVEMENTS | Taxable Total: | 1,570,850 |
| 5099000 | SW-24-22-23-4 | 102.08 Acres | | | 100% Alberta School Foundation Fund | | |
| | F | LAND | T | 1 | FARMLAND | Taxable Total: | 22,340 |
| 5100000 | 70JK OT | SW-24-22-23-4 50.90 Acres | | | 100% Alberta School Foundation Fund | | |
| | | | | | SW PORTION | Gleichen Raw Water Reservoir & Aerator | |
| | NR | LAND & IMPROVEMENTS | E | 155 | WHEATLAND COUNTY EXEMPT | Exempt Total: | 219,050 |
| 5101000 | SW-24-22-23-4 | 6.52 Acres | | | 100% Alberta School Foundation Fund | | |
| | | | | | SOUTHWEST CORNER | | |
| | NR | LAND | E | 155 | WHEATLAND COUNTY EXEMPT | Exempt Total: | 92,610 |
| 5102000 | NE-25-22-23-4 | 159.72 Acres | | | 100% Alberta School Foundation Fund | | |
| | | 224048 RGE RD 230 | | | | | |
| | F | LAND & IMPROVEMENTS | T | 1 | FARMLAND | | 26,810 |
| | R | | T | 103 | RESIDENTIAL LAND & IMPROVEMENTS | | 226,730 |
| | | | | | Taxable Total: | | 253,540 |
| | R | | E | 901 | RURAL RESIDENCE EXEMPTION (RAP) | | 30,770 |
| | | | | | 100% Alberta School Foundation Fund | Totals: | 284,310 |
| 5103000 | NW-25-22-23-4 | 140.60 Acres | | | | | |
| | F | LAND | T | 1 | FARMLAND | Taxable Total: | 17,560 |
| 5104010 | SE-25-22-23-4 | 133.89 Acres | | | 100% Alberta School Foundation Fund | | |
| | | 224036 RGE RD 230 | | | | | |
| | F | LAND & IMPROVEMENTS | T | 1 | FARMLAND | | 10,280 |
| | R | | T | 103 | RESIDENTIAL LAND & IMPROVEMENTS | | 283,660 |
| | | | | | Taxable Total: | | 293,940 |
| | R | | E | 901 | RURAL RESIDENCE EXEMPTION (RAP) | | 61,540 |
| | R | | E | 903 | FARM BUILDING EXEMPT | | 13,260 |
| | | | | | 100% Alberta School Foundation Fund | Exempt Total: | 74,800 |
| | | | | | Totals: | | 368,740 |
| 5104020 | SE-25-22-23-4 | 5.58 Acres | | | | SE CORNER | |



2020 Assessment Roll (Valuation Date 1-July, 2020) 2021 Taxation Year, Wheatland County

Assessment Year: 2020
Tax Year: 2021

| Roll | Legal Address | | | | | | Total |
|---------|--------------------------------------|---------------------|----------------------------|-----|-------------------------------------|----------------|---------|
| 5105000 | F | LAND | T | 1 | FARMLAND | Taxable Total: | 460 |
| | | | | | 100% Alberta School Foundation Fund | | |
| | SW-25-22-23-4 | 157.42 Acres | | | | | |
| 5106000 | F | LAND | T | 1 | FARMLAND | Taxable Total: | 20,190 |
| | | | | | 100% Alberta School Foundation Fund | | |
| | NE-26-22-23-4 | 157.00 Acres | | | | | |
| 5106010 | F | LAND | T | 1 | FARMLAND | Taxable Total: | 18,170 |
| | | | | | 100% Alberta School Foundation Fund | | |
| | 1210951 1 1 NE-26-22-23-4 3.00 Acres | | SOUTHWEST CORNER OF LSD 16 | | | | |
| | 224068 RGE RD 231 | | | | | | |
| | R | LAND & IMPROVEMENTS | T | 103 | RESIDENTIAL LAND & IMPROVEMENTS | | 348,730 |
| | R | | E | 901 | RURAL RESIDENCE EXEMPTION (RAP) | | 18,170 |
| | | | | | 100% Alberta School Foundation Fund | Totals: | 366,900 |
| 5107000 | NW-26-22-23-4 | 160.00 Acres | | | | | |
| 5108000 | F | LAND | T | 1 | FARMLAND | Taxable Total: | 24,620 |
| | | | | | 100% Alberta School Foundation Fund | | |
| | SE-26-22-23-4 | 160.00 Acres | | | | | |
| | 231032 TWP RD 224 | | | | | | |
| | F | LAND & IMPROVEMENTS | T | 1 | FARMLAND | | 19,160 |
| | R | | T | 103 | RESIDENTIAL LAND & IMPROVEMENTS | | 355,940 |
| | | | | | | Taxable Total: | 375,100 |
| | R | | E | 901 | RURAL RESIDENCE EXEMPTION (RAP) | | 19,160 |
| | | | | | 100% Alberta School Foundation Fund | Totals: | 394,260 |
| 5109000 | SW-26-22-23-4 | 159.00 Acres | | | | | |
| 5110000 | F | LAND | T | 1 | FARMLAND | Taxable Total: | 31,140 |
| | | | | | 100% Alberta School Foundation Fund | | |
| | NE-27-22-23-4 | 160.00 Acres | | | | | |
| 5111000 | F | LAND | T | 1 | FARMLAND | Taxable Total: | 33,610 |
| | | | | | 100% Alberta School Foundation Fund | | |
| | NW-27-22-23-4 | 160.00 Acres | | | | | |



2020 Assessment Roll (Valuation Date 1-July, 2020) 2021 Taxation Year, Wheatland County

Assessment Year: 2020
Tax Year: 2021

| Roll | Legal Address | | | | | | Total |
|---------|--------------------|--------------------------|---------------------------------|-----|-------------------------------------|----------------|---------|
| 5112000 | F | LAND | T | 1 | FARMLAND | Taxable Total: | 38,810 |
| | | | | | 100% Alberta School Foundation Fund | | |
| | SE-27-22-23-4 | 159.00 Acres | | | | | |
| 5113000 | F | LAND | T | 1 | FARMLAND | Taxable Total: | 37,730 |
| | | | | | 100% Alberta School Foundation Fund | | |
| | SW-27-22-23-4 | 147.52 Acres | | | | | |
| 5113010 | F | LAND | T | 1 | FARMLAND | Taxable Total: | 33,430 |
| | | | | | 100% Alberta School Foundation Fund | | |
| | SW-27-22-23-4 | 11.99 Acres | | | | | |
| | 232074 TWP RD 224 | | SW corner | | | | |
| 5114000 | F | LAND & IMPROVEMENTS | T | 1 | FARMLAND | | 2,380 |
| | R | | T | 103 | RESIDENTIAL LAND & IMPROVEMENTS | | 460,920 |
| | | | Taxable Total: | | | | 463,300 |
| | R | | E | 901 | RURAL RESIDENCE EXEMPTION (RAP) | | 2,380 |
| | | | | | 100% Alberta School Foundation Fund | Totals: | 465,680 |
| 5114000 | NE-28-22-23-4 | 160.00 Acres | | | | | |
| 5115000 | F | LAND | T | 1 | FARMLAND | Taxable Total: | 38,910 |
| | | | | | 100% Alberta School Foundation Fund | | |
| | NW-28-22-23-4 | 149.56 Acres | | | | | |
| 5115001 | F | LAND | T | 1 | FARMLAND | Taxable Total: | 34,940 |
| | | | | | 100% Alberta School Foundation Fund | | |
| | 9310958 1 | NW-28-22-23-4 8.50 Acres | CENTRAL SOUTH PORTION | | | | |
| | 233060 TWP RD 224A | | | | | | |
| | F | LAND & IMPROVEMENTS | T | 1 | FARMLAND | | 980 |
| 5115020 | R | | T | 103 | RESIDENTIAL LAND & IMPROVEMENTS | | 282,220 |
| | | | Taxable Total: | | | | 283,200 |
| | R | | E | 901 | RURAL RESIDENCE EXEMPTION (RAP) | | 980 |
| | | | | | 100% Alberta School Foundation Fund | Totals: | 284,180 |
| 5115020 | NW-28-22-23-4 | 0.61 Acres | SOUTHWEST CORNER, NORTH OF RLWY | | | | |
| | 233080 TWP RD 224A | | | | | | |
| | R | LAND & IMPROVEMENTS | T | 103 | RESIDENTIAL LAND & IMPROVEMENTS | Taxable Total: | 111,900 |
| | | | | | 100% Alberta School Foundation Fund | | |



2020 Assessment Roll (Valuation Date 1-July, 2020) 2021 Taxation Year, Wheatland County

Assessment Year: 2020
Tax Year: 2021

| Roll | Legal Address | | | | | Total |
|---------|---------------------------------------|--------------|-----------------------------|-------------------------------------|----------------|---------|
| 5116000 | SE-28-22-23-4 | 144.59 Acres | | | | |
| | F LAND | | T 1 | FARMLAND | Taxable Total: | 34,190 |
| | | | | 100% Alberta School Foundation Fund | | |
| 5116010 | 9010003 1 SE-28-22-23-4 11.40 Acres | | SOUTHEAST CORNER | | | |
| | 224004 RGE RD 233 | | | | | |
| | F LAND & IMPROVEMENTS | | T 1 | FARMLAND | | 1,290 |
| | R | | T 103 | RESIDENTIAL LAND & IMPROVEMENTS | | 296,260 |
| | | | | | Taxable Total: | 297,550 |
| | R | | E 901 | RURAL RESIDENCE EXEMPTION (RAP) | | 1,290 |
| | R | | E 903 | FARM BUILDING EXEMPT | | 12,250 |
| | | | | 100% Alberta School Foundation Fund | Exempt Total: | 13,540 |
| | | | | | Totals: | 311,090 |
| 5117000 | SW-28-22-23-4 | 68.94 Acres | NORTHEAST OF RAILWAY | | | |
| | F LAND | | T 1 | FARMLAND | Taxable Total: | 13,210 |
| | | | | 100% Alberta School Foundation Fund | | |
| 5118000 | 9310582 2 SW-28-22-23-4 0.79 Acres | | NE CORNER, NE OF RAILWAY | | | |
| | 233073 TWP RD 224A | | | | | |
| | R LAND & IMPROVEMENTS | | T 103 | RESIDENTIAL LAND & IMPROVEMENTS | Taxable Total: | 206,200 |
| | | | | 100% Alberta School Foundation Fund | | |
| 5119000 | SW-28-22-23-4 | 7.53 Acres | | | | |
| | NR LAND | | E 155 | WHEATLAND COUNTY EXEMPT | Exempt Total: | 8,030 |
| | | | | 100% Alberta School Foundation Fund | | |
| 5120010 | RY11 RLY 22 SW-28-22-23-4 14.70 Acres | | | | | |
| | NR LAND | | E 155 | WHEATLAND COUNTY EXEMPT | Exempt Total: | 15,680 |
| | | | | 100% Alberta School Foundation Fund | | |
| 5120020 | W -28-22-23-4 | 0.30 Acres | Ptn. of orig. Rd. Allowance | | | |
| | NR LAND | | E 155 | WHEATLAND COUNTY EXEMPT | Exempt Total: | 320 |
| | | | | 100% Alberta School Foundation Fund | | |
| 5121000 | 1210886 1 1 E -29-22-23-4 83.69 Acres | | NORTHEAST PORTION | | | |
| | F LAND | | T 1 | FARMLAND | Taxable Total: | 15,970 |



2020 Assessment Roll (Valuation Date 1-July, 2020) 2021 Taxation Year, Wheatland County

Assessment Year: 2020
Tax Year: 2021

| Roll | Legal Address | | | | | | Total |
|---------|---------------------------|--------------|-------------------------------------|---------------------------------|----------------|--|---------|
| | | | 100% Alberta School Foundation Fund | | | | |
| 5122020 | NE-29-22-23-4 | 0.28 Acres | Ptn. of Orig. Rd Allowance | | | | |
| | NR LAND | | E 155 | WHEATLAND COUNTY EXEMPT | Exempt Total: | | 300 |
| | | | 100% Alberta School Foundation Fund | | | | |
| 5123000 | 0915311 1 1 N -31-22-23-4 | 66.07 Acres | | | | | |
| | F LAND | | T 1 | FARMLAND | Taxable Total: | | 8,540 |
| | | | 100% Alberta School Foundation Fund | | | | |
| 5125000 | NE-32-22-23-4 | 156.63 Acres | | | | | |
| | 225042 RGE RD 234 | | | | | | |
| | F LAND & IMPROVEMENTS | | T 1 | FARMLAND | | | 35,350 |
| | R | | T 103 | RESIDENTIAL LAND & IMPROVEMENTS | | | 280,860 |
| | | | Taxable Total: | | | | 316,210 |
| | R | | E 901 | RURAL RESIDENCE EXEMPTION (RAP) | | | 61,540 |
| | | | 100% Alberta School Foundation Fund | | | | |
| | | | Totals: | | | | 377,750 |
| 5126000 | NW-32-22-23-4 | 158.00 Acres | | | | | |
| | F LAND | | T 1 | FARMLAND | Taxable Total: | | 30,770 |
| | | | 100% Alberta School Foundation Fund | | | | |
| 5128000 | SE-32-22-23-4 | 158.30 Acres | | | | | |
| | F LAND | | T 1 | FARMLAND | Taxable Total: | | 36,510 |
| | | | 100% Alberta School Foundation Fund | | | | |
| 5129000 | SW-32-22-23-4 | 70.81 Acres | | | | | |
| | F LAND | | T 1 | FARMLAND | Taxable Total: | | 12,490 |
| | | | 100% Alberta School Foundation Fund | | | | |
| 5131000 | NE-33-22-23-4 | 157.20 Acres | | | | | |
| | F LAND | | T 1 | FARMLAND | Taxable Total: | | 26,060 |
| | | | 100% Alberta School Foundation Fund | | | | |
| 5132000 | NW-33-22-23-4 | 157.40 Acres | | | | | |
| | F LAND | | T 1 | FARMLAND | Taxable Total: | | 35,630 |



2020 Assessment Roll (Valuation Date 1-July, 2020) 2021 Taxation Year, Wheatland County

Assessment Year: 2020
Tax Year: 2021

| Roll | Legal Address | | | | | | Total |
|---------|-----------------------------|--------------|-------------------------------------|---------------------------------|--|----------------|---------|
| | | | 100% Alberta School Foundation Fund | | | | |
| 5133000 | SE-33-22-23-4 | 120.00 Acres | | | | LSD 1,2&3 | |
| | F LAND | | T 1 | FARMLAND | | Taxable Total: | 26,110 |
| | | | 100% Alberta School Foundation Fund | | | | |
| 5133010 | SE-33-22-23-4 | 40.00 Acres | | | | LSD 7 | |
| | F LAND | | T 1 | FARMLAND | | Taxable Total: | 9,050 |
| | | | 100% Alberta School Foundation Fund | | | | |
| 5134000 | SW-33-22-23-4 | 160.00 Acres | | | | | |
| | F LAND | | T 1 | FARMLAND | | Taxable Total: | 39,430 |
| | | | 100% Alberta School Foundation Fund | | | | |
| 5135000 | NE-34-22-23-4 | 151.21 Acres | | | | | |
| | F LAND | | T 1 | FARMLAND | | Taxable Total: | 29,240 |
| | | | 100% Alberta School Foundation Fund | | | | |
| 5135010 | 0711560 RW 22 NE-34-22-23-4 | 5.91 Acres | | | | | |
| | NR LAND | | E 167 | WESTERN IRRIGATION DIST EXEMPT | | Exempt Total: | 6,300 |
| | | | 100% Alberta School Foundation Fund | | | | |
| 5136000 | NW-34-22-23-4 | 157.10 Acres | | | | | |
| | 225053 RGE RD 233 | | | | | | |
| | F LAND & IMPROVEMENTS | | T 1 | FARMLAND | | | 21,120 |
| | R | | T 103 | RESIDENTIAL LAND & IMPROVEMENTS | | | 279,240 |
| | | | | | | Taxable Total: | 300,360 |
| | R | | E 901 | RURAL RESIDENCE EXEMPTION (RAP) | | | 21,120 |
| | R | | E 903 | FARM BUILDING EXEMPT | | | 5,040 |
| | | | 100% Alberta School Foundation Fund | | | | |
| | | | | | | Exempt Total: | 26,160 |
| | | | | | | Totals: | 326,520 |
| 5136010 | 0711560 RW 22 NW-34-22-23-4 | 0.64 Acres | | | | | |
| | NR LAND | | E 167 | WESTERN IRRIGATION DIST EXEMPT | | Exempt Total: | 680 |
| | | | 100% Alberta School Foundation Fund | | | | |
| 5137000 | SE-34-22-23-4 | 160.00 Acres | | | | | |



2020 Assessment Roll (Valuation Date 1-July, 2020) 2021 Taxation Year, Wheatland County

Assessment Year: 2020
Tax Year: 2021

| Roll | Legal Address | | | | | | Total |
|---------|---------------|---------------------|---|-----|-------------------------------------|----------------|---------|
| | F | LAND | T | 1 | FARMLAND | Taxable Total: | 27,440 |
| | | | | | 100% Alberta School Foundation Fund | | |
| 5138000 | SW-34-22-23-4 | 160.00 Acres | | | | | |
| | F | LAND | T | 1 | FARMLAND | Taxable Total: | 26,850 |
| | | | | | 100% Alberta School Foundation Fund | | |
| 5139000 | NE-35-22-23-4 | 153.98 Acres | | | | | |
| | | 225064 RGE RD 231 | | | | | |
| | F | LAND & IMPROVEMENTS | T | 1 | FARMLAND | | 35,670 |
| | R | | T | 103 | RESIDENTIAL LAND & IMPROVEMENTS | | 547,890 |
| | | | | | Taxable Total: | | 583,560 |
| | R | | E | 901 | RURAL RESIDENCE EXEMPTION (RAP) | | 92,310 |
| | | | | | 100% Alberta School Foundation Fund | Totals: | 675,870 |
| 5140000 | NW-35-22-23-4 | 157.08 Acres | | | | | |
| | F | LAND | T | 1 | FARMLAND | Taxable Total: | 34,720 |
| | | | | | 100% Alberta School Foundation Fund | | |
| 5141000 | SE-35-22-23-4 | 153.78 Acres | | | | | |
| | F | LAND | T | 1 | FARMLAND | Taxable Total: | 33,480 |
| | | | | | 100% Alberta School Foundation Fund | | |
| 5142000 | SW-35-22-23-4 | 160.00 Acres | | | | | |
| | F | LAND | T | 1 | FARMLAND | Taxable Total: | 29,150 |
| | | | | | 100% Alberta School Foundation Fund | | |
| 5143000 | NE-36-22-23-4 | 150.27 Acres | | | | | |
| | | 225066 RGE RD 230 | | | | | |
| | F | LAND & IMPROVEMENTS | T | 1 | FARMLAND | | 34,230 |
| | R | | T | 103 | RESIDENTIAL LAND & IMPROVEMENTS | | 271,870 |
| | | | | | Taxable Total: | | 306,100 |
| | R | | E | 901 | RURAL RESIDENCE EXEMPTION (RAP) | | 34,230 |
| | | | | | 100% Alberta School Foundation Fund | Totals: | 340,330 |
| 5143010 | NE-36-22-23-4 | 6.00 Acres | | | | | |
| | | | | | | | |
| | NR | LAND | E | 167 | WESTERN IRRIGATION DIST EXEMPT | Exempt Total: | 6,400 |
| | | | | | 100% Alberta School Foundation Fund | | |



2020 Assessment Roll (Valuation Date 1-July, 2020) 2021 Taxation Year, Wheatland County

Assessment Year: 2020
Tax Year: 2021

| Roll | Legal Address | | | | | | Total |
|---------|---|--------------------------|-------------------------------------|-----|---------------------------------|----------------|---------|
| 5144000 | NW-36-22-23-4 139.74 Acres 230065 TWP RD 230 | | | | | | |
| | F | LAND & IMPROVEMENTS | T | 1 | FARMLAND | | 32,230 |
| | R | | T | 103 | RESIDENTIAL LAND & IMPROVEMENTS | | 156,660 |
| | | | Taxable Total: | | | | 188,890 |
| | R | | E | 901 | RURAL RESIDENCE EXEMPTION (RAP) | | 61,540 |
| | | | 100% Alberta School Foundation Fund | | | | |
| | | | Totals: | | | | 250,430 |
| 5144010 | 0913932 RW 22 | NW-36-22-23-4 7.73 Acres | CANAL ROW, LSD 11 & 13 | | | | |
| | NR | LAND | E | 167 | WESTERN IRRIGATION DIST EXEMPT | Exempt Total: | 99,000 |
| | | | 100% Alberta School Foundation Fund | | | | |
| 5145000 | NW-36-22-23-4 0.52 Acres | | | | | | |
| | NR | LAND | E | 167 | WESTERN IRRIGATION DIST EXEMPT | Exempt Total: | 32,260 |
| | | | 100% Alberta School Foundation Fund | | | | |
| 5146000 | SE-36-22-23-4 158.46 Acres | | | | | | |
| | F | LAND | T | 1 | FARMLAND | Taxable Total: | 35,090 |
| | | | 100% Alberta School Foundation Fund | | | | |
| 5146010 | 0913932 OT | SE-36-22-23-4 1.54 Acres | NW CORNER | | | | |
| | NR | LAND | E | 167 | WESTERN IRRIGATION DIST EXEMPT | Exempt Total: | 57,790 |
| | | | 100% Alberta School Foundation Fund | | | | |
| 5147000 | SW-36-22-23-4 143.47 Acres | | | | | | |
| | F | LAND | T | 1 | FARMLAND | Taxable Total: | 34,190 |
| | | | 100% Alberta School Foundation Fund | | | | |
| 5147010 | 0913932 OT | SW-36-22-23-4 1.06 Acres | NE CORNER | | | | |
| | NR | LAND | E | 167 | WESTERN IRRIGATION DIST EXEMPT | Exempt Total: | 26,230 |
| | | | 100% Alberta School Foundation Fund | | | | |
| 5148100 | 249B 1 1-4 SE-13-22-23-4 12,000 Sq. Feet 208 N. RAILWAY ST | | | | | | |
| | R | LAND | T | 104 | RESIDENTIAL VACANT LAND | Taxable Total: | 25,000 |
| | | | 100% Alberta School Foundation Fund | | | | |



2020 Assessment Roll (Valuation Date 1-July, 2020) 2021 Taxation Year, Wheatland County

Assessment Year: 2020
Tax Year: 2021

| Roll | Legal Address | Total |
|---------|---|---|
| 5148103 | 249B 1 5-8 SE-13-22-23-4 12,000 Sq. Feet 214 N. RAILWAY ST | |
| | R LAND & IMPROVEMENTS T 103 RESIDENTIAL LAND & IMPROVEMENTS Taxable Total: 100% Alberta School Foundation Fund | 164,300 |
| 5148105 | 249B 1 9-12 SE-13-22-23-4 12,000 Sq. Feet 220 N. RAILWAY ST | |
| | R LAND & IMPROVEMENTS T 103 RESIDENTIAL LAND & IMPROVEMENTS Taxable Total: 100% Alberta School Foundation Fund | 86,000 |
| 5148108 | 249B 1 13-18 SE-13-22-23-4 18,000 Sq. Feet 228 N. RAILWAY ST | |
| | R LAND & IMPROVEMENTS T 103 RESIDENTIAL LAND & IMPROVEMENTS Taxable Total: 100% Alberta School Foundation Fund | 111,200 |
| 5148112 | 249B 1 19,20 SE-13-22-23-4 6,000 Sq. Feet 232 N. RAILWAY ST | GLEICHEN PUMPHOUSE Gleichsen Former Pumphouse |
| | NR LAND & IMPROVEMENTS E 155 WHEATLAND COUNTY EXEMPT Exempt Total: 100% Alberta School Foundation Fund | 28,100 |
| 5148114 | 249B 1 21,22 SE-13-22-23-4 6,000 Sq. Feet 241 GLEICHEN ST | |
| | R LAND & IMPROVEMENTS T 103 RESIDENTIAL LAND & IMPROVEMENTS Taxable Total: 100% Alberta School Foundation Fund | 47,700 |
| 5148116 | 249B 1 23-25 SE-13-22-23-4 9,000 Sq. Feet 229 GLEICHEN ST | |
| | R LAND & IMPROVEMENTS T 103 RESIDENTIAL LAND & IMPROVEMENTS Taxable Total: 100% Alberta School Foundation Fund | 74,000 |
| 5148119 | 249B 1 26,27 SE-13-22-23-4 6,000 Sq. Feet 225 GLEICHEN ST | |
| | R LAND & IMPROVEMENTS T 103 RESIDENTIAL LAND & IMPROVEMENTS Taxable Total: 100% Alberta School Foundation Fund | 89,900 |
| 5148122 | 249B 1 28-31 SE-13-22-23-4 12,000 Sq. Feet 223 GLEICHEN ST | |
| | R LAND & IMPROVEMENTS T 103 RESIDENTIAL LAND & IMPROVEMENTS Taxable Total: 100% Alberta School Foundation Fund | 88,900 |
| 5148123 | 249B 1 32-35 SE-13-22-23-4 12,000 Sq. Feet 215 GLEICHEN ST | |
| | R LAND & IMPROVEMENTS T 103 RESIDENTIAL LAND & IMPROVEMENTS Taxable Total: | 200,700 |



2020 Assessment Roll (Valuation Date 1-July, 2020) 2021 Taxation Year, Wheatland County

Assessment Year: 2020
Tax Year: 2021

| Roll | Legal Address | Total |
|-------------------------------------|---|--|
| 100% Alberta School Foundation Fund | | |
| 5148127 | 249B 1 36-40 SE-13-22-23-4 15,000 Sq. Feet 207 GLEICHEN ST | |
| R | LAND & IMPROVEMENTS | T 103 RESIDENTIAL LAND & IMPROVEMENTS Taxable Total: 110,000 |
| 100% Alberta School Foundation Fund | | |
| 5148131 | 249B 2 1,2 SE-13-22-23-4 6,000 Sq. Feet 304 N. RAILWAY ST | |
| R | LAND & IMPROVEMENTS | T 103 RESIDENTIAL LAND & IMPROVEMENTS Taxable Total: 137,100 |
| 100% Alberta School Foundation Fund | | |
| 5148132 | 249B 2 3,4 SE-13-22-23-4 6,000 Sq. Feet 308 N. RAILWAY ST | |
| R | LAND | T 104 RESIDENTIAL VACANT LAND Taxable Total: 15,000 |
| 100% Alberta School Foundation Fund | | |
| 5148134 | 249B 2 5,6 SE-13-22-23-4 6,000 Sq. Feet 312 N. RAILWAY ST | |
| R | LAND & IMPROVEMENTS | T 103 RESIDENTIAL LAND & IMPROVEMENTS Taxable Total: 74,500 |
| 100% Alberta School Foundation Fund | | |
| 5148136 | 249B 2 7,8 SE-13-22-23-4 6,000 Sq. Feet 316 N. RAILWAY ST | |
| R | LAND | T 104 RESIDENTIAL VACANT LAND Taxable Total: 15,000 |
| 100% Alberta School Foundation Fund | | |
| 5148138 | 249B 2 9,10 SE-13-22-23-4 6,000 Sq. Feet 320 N. RAILWAY ST | |
| R | LAND | T 104 RESIDENTIAL VACANT LAND Taxable Total: 15,000 |
| 100% Alberta School Foundation Fund | | |
| 5148141 | 249B 2 11-15,35, SE-13-22-23-4 24,000 Sq. Feet 324 N. RAILWAY ST | 11-15,35,36 |
| NR | LAND | E 155 WHEATLAND COUNTY EXEMPT Exempt Total: 31,620 |
| 100% Alberta School Foundation Fund | | |
| 5148146 | 249B 2 16-20 SE-13-22-23-4 15,000 Sq. Feet 328 N. RAILWAY ST | GLEICHEN COMMUNITY CENTRE PARK Gleichen Community Centre Parking |
| NR | LAND | E 155 WHEATLAND COUNTY EXEMPT Exempt Total: 24,960 |
| 100% Alberta School Foundation Fund | | |
| 5148147 | 249B 2 21-24 SE-13-22-23-4 12,000 Sq. Feet 335 GLEICHEN ST | |



2020 Assessment Roll (Valuation Date 1-July, 2020) 2021 Taxation Year, Wheatland County

Assessment Year: 2020
Tax Year: 2021

| Roll | Legal Address | | | | | | Total |
|---------|-----------------|---------------------|-----------------|-------|---------------------------------|--------------------------------|------------------|
| | NR | LAND | | E 155 | WHEATLAND COUNTY EXEMPT | Exempt Total: | 18,190 |
| | | | | 100% | Alberta School Foundation Fund | | |
| 5148151 | 249B 2 25,26 | SE-13-22-23-4 | 6,000 Sq. Feet | | | | |
| | 331 GLEICHEN ST | | | | | | |
| | R | LAND & IMPROVEMENTS | | T 103 | RESIDENTIAL LAND & IMPROVEMENTS | Taxable Total: | 98,100 |
| | | | | 100% | Alberta School Foundation Fund | | |
| 5148153 | 249B 2 27,28 | SE-13-22-23-4 | 6,000 Sq. Feet | | | | |
| | 327 GLEICHEN ST | | | | | | |
| | R | LAND | | T 104 | RESIDENTIAL VACANT LAND | Taxable Total: | 15,000 |
| | | | | 100% | Alberta School Foundation Fund | | |
| 5148155 | 249B 2 29-30 | SE-13-22-23-4 | 6,000 Sq. Feet | | | | |
| | 323 GLEICHEN ST | | | | | | |
| | R | LAND & IMPROVEMENTS | | T 103 | RESIDENTIAL LAND & IMPROVEMENTS | Taxable Total: | 75,300 |
| | | | | 100% | Alberta School Foundation Fund | | |
| 5148157 | 249B 2 31,32 | SE-13-22-23-4 | 6,000 Sq. Feet | | | | |
| | 319 GLEICHEN ST | | | | | | |
| | R | LAND & IMPROVEMENTS | | T 103 | RESIDENTIAL LAND & IMPROVEMENTS | Taxable Total: | 64,700 |
| | | | | 100% | Alberta School Foundation Fund | | |
| 5148159 | 249B 2 33,34 | SE-13-22-23-4 | 6,000 Sq. Feet | | | | |
| | 315 GLEICHEN ST | | | | | | |
| | R | LAND & IMPROVEMENTS | | T 103 | RESIDENTIAL LAND & IMPROVEMENTS | Taxable Total: | 78,200 |
| | | | | 100% | Alberta School Foundation Fund | | |
| 5148163 | 249B 2 37-40 | SE-13-22-23-4 | 12,000 Sq. Feet | | | | |
| | 307 GLEICHEN ST | | | | | | |
| | R | LAND & IMPROVEMENTS | | T 103 | RESIDENTIAL LAND & IMPROVEMENTS | Taxable Total: | 73,700 |
| | | | | 100% | Alberta School Foundation Fund | | |
| 5148166 | 249B 3 1 | SE-13-22-23-4 | 3,120 Sq. Feet | | | | |
| | 400 MAIN ST | | | | | | |
| | NR | LAND | | E 155 | WHEATLAND COUNTY EXEMPT | Exempt Total: | 6,030 |
| | | | | 100% | Alberta School Foundation Fund | | |
| 5148167 | 249B 3 2,3 | SE-13-22-23-4 | 6,240 Sq. Feet | | | GLEICHEN LIBRARY & APPARTMENTS | Gleichen Library |
| | 404 MAIN ST | | | | | | |
| | NR | LAND & IMPROVEMENTS | | E 155 | WHEATLAND COUNTY EXEMPT | Exempt Total: | 246,510 |
| | | | | 100% | Alberta School Foundation Fund | | |



2020 Assessment Roll (Valuation Date 1-July, 2020) 2021 Taxation Year, Wheatland County

Assessment Year: 2020
Tax Year: 2021

| Roll | Legal Address | | | | | Total |
|---------|---|---------------------------|-----|---|--------|-------|
| 5148168 | 249B 3 4 SE-13-22-23-4 3,120 Sq. Feet 408 MAIN ST | Vacant Store | | | | |
| | NR LAND & IMPROVEMENTS | T | 105 | NON-RESEIDENTIAL LAND & IMPROVEMENTS 100% Alberta School Foundation Fund | 40,590 | |
| 5148169 | 249B 3 5,6 SE-13-22-23-4 6,240 Sq. Feet 412 MAIN ST | | | | | |
| | NR LAND | T | 105 | NON-RESEIDENTIAL LAND & IMPROVEMENTS 100% Alberta School Foundation Fund | 27,360 | |
| 5148170 | 249B 3 7 SE-13-22-23-4 3,120 Sq. Feet 414 MAIN ST | Vacant Store | | | | |
| | NR LAND & IMPROVEMENTS | T | 105 | NON-RESEIDENTIAL LAND & IMPROVEMENTS 100% Alberta School Foundation Fund | 58,580 | |
| 5148171 | 249B 3 8,9 SE-13-22-23-4 6,240 Sq. Feet 418 MAIN ST | Vacant Store | | | | |
| | NR LAND & IMPROVEMENTS | T | 105 | NON-RESEIDENTIAL LAND & IMPROVEMENTS 100% Alberta School Foundation Fund | 34,810 | |
| 5148172 | 249B 3 10 SE-13-22-23-4 3,120 Sq. Feet 420 MAIN ST | Vacant Store | | | | |
| | NR LAND & IMPROVEMENTS | T | 105 | NON-RESEIDENTIAL LAND & IMPROVEMENTS 100% Alberta School Foundation Fund | 17,860 | |
| 5148173 | 249B 3 11,12 SE-13-22-23-4 6,480 Sq. Feet 203 4 AVE | Vacant Store | | | | |
| | NR LAND & IMPROVEMENTS | T | 105 | NON-RESEIDENTIAL LAND & IMPROVEMENTS 100% Alberta School Foundation Fund | 75,680 | |
| 5148174 | 249B 3 13 SE-13-22-23-4 3,240 Sq. Feet 207 4 AVE | | | | | |
| | NR LAND | T | 105 | NON-RESEIDENTIAL LAND & IMPROVEMENTS 100% Alberta School Foundation Fund | 5,570 | |
| 5148175 | 249B 3 14 SE-13-22-23-4 3,240 Sq. Feet 209 4 AVE | | | | | |
| | NR LAND | E | 155 | WHEATLAND COUNTY EXEMPT 100% Alberta School Foundation Fund | 6,120 | |
| 5148176 | 249B 3 15-16,26 SE-13-22-23-4 9,720 Sq. Feet 211 4 AVE | BLOCK 3, LOTS 15, 16 & 26 | | | | |
| | NR LAND | E | 155 | WHEATLAND COUNTY EXEMPT | 20,270 | |



2020 Assessment Roll (Valuation Date 1-July, 2020) 2021 Taxation Year, Wheatland County

Assessment Year: 2020
Tax Year: 2021

| Roll | Legal Address | | | | | Total |
|---------|--|--|-------------------------------------|----------------|--|---------|
| | | 100% Alberta School Foundation Fund | | | | |
| 5148178 | 249B 3 17 SE-13-22-23-4 3,240 Sq. Feet 215 4 AVE | | | | | |
| | R LAND & IMPROVEMENTS | T 103 | RESIDENTIAL LAND & IMPROVEMENTS | Taxable Total: | | 66,700 |
| | | 100% Alberta School Foundation Fund | | | | |
| 5148179 | 249B 3 18-20 SE-13-22-23-4 9,720 Sq. Feet 219 4 AVE | ST ANDREW'S ANGLICIAN CHURCH Gleichen St. Andrew's Anglican Church | | | | |
| | NR LAND & IMPROVEMENTS | E 164 | RELIGIOUS EXEMPT | Exempt Total: | | 194,920 |
| | | 100% Alberta School Foundation Fund | | | | |
| 5148181 | 249B 3 21-24 SE-13-22-23-4 12,960 Sq. Feet 216 3 AVE | | | | | |
| | NR LAND | E 155 | WHEATLAND COUNTY EXEMPT | Exempt Total: | | 23,450 |
| | | 100% Alberta School Foundation Fund | | | | |
| 5148185 | 249B 3 25 SE-13-22-23-4 3,240 Sq. Feet 212 3 AVE | | | | | |
| | NR LAND | E 155 | WHEATLAND COUNTY EXEMPT | Exempt Total: | | 6,120 |
| | | 100% Alberta School Foundation Fund | | | | |
| 5148187 | 249B 3 27-30 SE-13-22-23-4 12,960 Sq. Feet 204 3 AVE | GLEICHEN COMMUNITY CENTRE Gleichen & District Community Centre | | | | |
| | NR LAND & IMPROVEMENTS | E 155 | WHEATLAND COUNTY EXEMPT | Exempt Total: | | 441,360 |
| | | 100% Alberta School Foundation Fund | | | | |
| 5148188 | 249B 4 1 SE-13-22-23-4 3,120 Sq. Feet 501 MAIN ST | Vacant Storage building | | | | |
| | NR LAND & IMPROVEMENTS | T 105 | NON-RESEDENTIAL LAND & IMPROVEMENTS | Taxable Total: | | 14,850 |
| | | 100% Alberta School Foundation Fund | | | | |
| 5148189 | 249B 4 2 - 4 SE-13-22-23-4 9,360 Sq. Feet 505 MAIN ST | GLEICHEN HOTEL Gleichen Hotel | | | | |
| | NR LAND & IMPROVEMENTS | T 105 | NON-RESEDENTIAL LAND & IMPROVEMENTS | Taxable Total: | | 465,650 |
| | | 100% Alberta School Foundation Fund | | | | |
| 5148192 | 249B 4 5-10 SE-13-22-23-4 18,720 Sq. Feet 515 MAIN ST | GLEICHEN FAMILY FOODS Gleichen Family Foods | | | | |
| | NR LAND & IMPROVEMENTS | T 105 | NON-RESEDENTIAL LAND & IMPROVEMENTS | Taxable Total: | | 653,940 |
| | | 100% Alberta School Foundation Fund | | | | |
| 5148194 | 249B 4 11,12 SE-13-22-23-4 6,000 Sq. Feet 105 WICKSON AVE | | | | | |



2020 Assessment Roll (Valuation Date 1-July, 2020) 2021 Taxation Year, Wheatland County

Assessment Year: 2020
Tax Year: 2021

| Roll | Legal Address | | | | | Total |
|---------|--|-------|---------------------------------|--------------------------------|--|---------|
| | R LAND & IMPROVEMENTS | T 103 | RESIDENTIAL LAND & IMPROVEMENTS | Taxable Total: | | 75,500 |
| | | | 100% | Alberta School Foundation Fund | | |
| 5148195 | 2863K 5 1 SE-13-22-23-4 3,125 Sq. Feet 606 CROWFOOT ST | | | | | |
| | NR LAND | E 155 | WHEATLAND COUNTY EXEMPT | Exempt Total: | | 6,040 |
| | | | 100% | Alberta School Foundation Fund | | |
| 5148196 | 2863K 5 2 SE-13-22-23-4 3,125 Sq. Feet 610 CROWFOOT ST | | | | | |
| | NR LAND | E 155 | WHEATLAND COUNTY EXEMPT | Exempt Total: | | 6,040 |
| | | | 100% | Alberta School Foundation Fund | | |
| 5148197 | 2863K 5 3-5 SE-13-22-23-4 9,375 Sq. Feet 614 CROWFOOT ST | | | | | |
| | NR LAND | E 155 | WHEATLAND COUNTY EXEMPT | Exempt Total: | | 19,790 |
| | | | 100% | Alberta School Foundation Fund | | |
| 5148200 | 2863K 5 6-8 SE-13-22-23-4 9,375 Sq. Feet 620 CROWFOOT ST | | | | | |
| | R LAND & IMPROVEMENTS | T 103 | RESIDENTIAL LAND & IMPROVEMENTS | Taxable Total: | | 110,200 |
| | | | 100% | Alberta School Foundation Fund | | |
| 5148202 | 2863K 5 9,10 SE-13-23-22-4 6,266 Sq. Feet 624 CROWFOOT ST | | | | | |
| | NR LAND | E 155 | WHEATLAND COUNTY EXEMPT | Exempt Total: | | 15,400 |
| | | | 100% | Alberta School Foundation Fund | | |
| 5148204 | 2863K 5 11 SE-13-22-23-4 12,085 Sq. Feet 621 MAIN ST | | | | | |
| | NR LAND | E 155 | WHEATLAND COUNTY EXEMPT | Exempt Total: | | 22,810 |
| | | | 100% | Alberta School Foundation Fund | | |
| 5148205 | 2863K 5 12 SE-13-22-23-4 8,744 Sq. Feet 611 MAIN ST | | | | | |
| | NR LAND | E 155 | WHEATLAND COUNTY EXEMPT | Exempt Total: | | 18,900 |
| | | | 100% | Alberta School Foundation Fund | | |
| 5148206 | 2863K 5 13 SE-13-22-23-4 3,125 Sq. Feet 118 WICKSON AVE | | | | | |
| | NR LAND | E 155 | WHEATLAND COUNTY EXEMPT | Exempt Total: | | 6,040 |
| | | | 100% | Alberta School Foundation Fund | | |



2020 Assessment Roll (Valuation Date 1-July, 2020) 2021 Taxation Year, Wheatland County

Assessment Year: 2020
Tax Year: 2021

| Roll | Legal Address | Total |
|---------|--|---------|
| 5148207 | 2863K 5 14,15 SE-13-22-23-4 6,250 Sq. Feet 114 WICKSON AVE | |
| | NR LAND E 155 WHEATLAND COUNTY EXEMPT 100% Alberta School Foundation Fund Exempt Total: | 15,380 |
| 5148209 | 2863K 5 16 SE-13-22-23-4 3,125 Sq. Feet 110 WICKSON AVE | |
| | NR LAND E 155 WHEATLAND COUNTY EXEMPT 100% Alberta School Foundation Fund Exempt Total: | 6,040 |
| 5148210 | 2863K 5 17,18 SE-13-22-23-4 6,250 Sq. Feet 106 WICKSON AVE | |
| | NR LAND E 155 WHEATLAND COUNTY EXEMPT 100% Alberta School Foundation Fund Exempt Total: | 15,380 |
| 5148212 | 2863K 5 19,20 SE-13-22-23-4 8,388 Sq. Feet 104 WICKSON AVE | |
| | R LAND & IMPROVEMENTS T 103 RESIDENTIAL LAND & IMPROVEMENTS Taxable Total: | 157,800 |
| | 100% Alberta School Foundation Fund | |
| 5148213 | 752N 6 1,2 SE-13-22-23-4 6,600 Sq. Feet 516 MAIN ST | |
| | NR LAND E 160 TAX RECOVERY EXEMPT 100% Alberta School Foundation Fund Exempt Total: | 27,870 |
| 5148214 | 752N 6 3,4 SE-13-22-23-4 6,600 Sq. Feet 520 MAIN ST | |
| | NR LAND E 155 WHEATLAND COUNTY EXEMPT 100% Alberta School Foundation Fund Exempt Total: | 15,870 |
| 5148215 | 752N 6 5-7 SE-13-22-23-4 8,690 Sq. Feet 203 WICKSON AVE | |
| | NR LAND & IMPROVEMENTS T 105 NON-RESEIDENTIAL LAND & IMPROVEMENTS Taxable Total: | 115,450 |
| | 100% Alberta School Foundation Fund | |
| 5148216 | 752N 6 8,9 SE-13-22-23-4 6,160 Sq. Feet 205 WICKSON AVE | |
| | R LAND T 104 RESIDENTIAL VACANT LAND Taxable Total: | 17,500 |
| | 100% Alberta School Foundation Fund | |
| 5148217 | 752N 6 10 SE-13-22-23-4 2,970 Sq. Feet 207 WICKSON AVE | |
| | R LAND & IMPROVEMENTS T 103 RESIDENTIAL LAND & IMPROVEMENTS Taxable Total: | 81,800 |



2020 Assessment Roll (Valuation Date 1-July, 2020) 2021 Taxation Year, Wheatland County

Assessment Year: 2020
Tax Year: 2021

| Roll | Legal Address | | | | | Total |
|---------|---|---|-----|--|--|---------|
| | | 100% Alberta School Foundation Fund | | | | |
| 5148220 | 752N 6 11-14 SE-13-22-23-4 11,880 Sq. Feet 221 WICKSON AVE | | | | | |
| | R LAND & IMPROVEMENTS | T | 103 | RESIDENTIAL LAND & IMPROVEMENTS Taxable Total: | | 145,300 |
| | | 100% Alberta School Foundation Fund | | | | |
| 5148221 | 752N 6 15 SE-13-22-23-4 3,510 Sq. Feet | | | | | |
| | NR LAND | T | 105 | NON-RESEDENTIAL LAND & IMPROVEMENTS Taxable Total: | | 6,330 |
| | | 100% Alberta School Foundation Fund | | | | |
| 5148222 | 752N 6 16 SE-13-22-23-4 3,510 Sq. Feet 220 4 AVE | | | | | |
| | NR LAND | T | 105 | NON-RESEDENTIAL LAND & IMPROVEMENTS Taxable Total: | | 6,330 |
| | | 100% Alberta School Foundation Fund | | | | |
| 5148223 | 752N 6 17 SE-13-22-23-4 3,510 Sq. Feet 216 4 AVE | | | | | |
| | NR LAND | T | 105 | NON-RESEDENTIAL LAND & IMPROVEMENTS Taxable Total: | | 6,330 |
| | | 100% Alberta School Foundation Fund | | | | |
| 5148224 | 752N 6 18,19 SE-13-22-23-4 7,020 Sq. Feet 212 4 AVE | Vacant Store | | | | |
| | NR LAND & IMPROVEMENTS | T | 105 | NON-RESEDENTIAL LAND & IMPROVEMENTS Taxable Total: | | 36,550 |
| | | 100% Alberta School Foundation Fund | | | | |
| 5148225 | 752N 6 20,21 SE-13-22-23-4 7,280 Sq. Feet 208 4 AVE | James' Auto Repair | | | | |
| | NR LAND & IMPROVEMENTS | T | 105 | NON-RESEDENTIAL LAND & IMPROVEMENTS Taxable Total: | | 60,330 |
| | | 100% Alberta School Foundation Fund | | | | |
| 5148226 | 752N 6 22 SE-13-22-23-4 3,250 Sq. Feet 204 4 AVE | SOUTH PTN. | | | | |
| | NR LAND | E | 155 | WHEATLAND COUNTY EXEMPT Exempt Total: | | 5,570 |
| | | 100% Alberta School Foundation Fund | | | | |
| 5148228 | 752N 6 23 SE-13-22-23-4 7,020 Sq. Feet 200 4 AVE | | | | | |
| | NR LAND | E | 155 | WHEATLAND COUNTY EXEMPT Exempt Total: | | 16,460 |
| | | 100% Alberta School Foundation Fund | | | | |
| 5148229 | SE-13-22-23-4 2,880 Sq. Feet 504 MAIN ST | W 24' OF SE 120'WofPL: 752N B:6 Former Kal's Liquor Store | | | | |



2020 Assessment Roll (Valuation Date 1-July, 2020) 2021 Taxation Year, Wheatland County

Assessment Year: 2020
Tax Year: 2021

| Roll | Legal Address | | | | | | Total |
|---------|-----------------|-------------------------------|---|------|-------------------------------------|---|---------|
| 5148231 | NR | LAND & IMPROVEMENTS | T | 105 | NON-RESEDENTIAL LAND & IMPROVEMENTS | Exempt Total: | 98,150 |
| | | | | 100% | Alberta School Foundation Fund | | |
| | SE-13-22-23-4 | 3,000 Sq. Feet | | | | E 25' W80.5' OF S120' | |
| 5148232 | NR | LAND | E | 155 | WHEATLAND COUNTY EXEMPT | Exempt Total: | 5,940 |
| | | | | 100% | Alberta School Foundation Fund | | |
| | 1812207 6 24 | SE-13-22-23-4 12,119 Sq. Feet | | | | | |
| | 508 MAIN ST | | | | | | |
| 5148234 | NR | LAND | T | 105 | NON-RESEDENTIAL LAND & IMPROVEMENTS | Exempt Total: | 22,830 |
| | | | | 100% | Alberta School Foundation Fund | | |
| | SE-13-22-23-4 | 3,000 Sq. Feet | | | | E25' OF W150' OF S120' | |
| | 512 MAIN ST | | | | | | |
| 5148235 | NR | LAND | T | 105 | NON-RESEDENTIAL LAND & IMPROVEMENTS | Exempt Total: | 5,940 |
| | | | | 100% | Alberta School Foundation Fund | | |
| | 752N 7 1,2,3 | SE-13-22-23-4 2,856 Sq. Feet | | | | WAR MONUMENT W 2' OF W 51' Gleichen Cenotaph War Monument | |
| | 600 MAIN ST | | | | | | |
| 5148236 | NR | LAND | E | 155 | WHEATLAND COUNTY EXEMPT | Exempt Total: | 5,830 |
| | | | | 100% | Alberta School Foundation Fund | | |
| | 752N 7 1-3 | SE-13-22-23-4 6,864 Sq. Feet | | | | Gleichen Post Office | |
| | 200 WICKSON AVE | | | | | | |
| 5148237 | NR | LAND & IMPROVEMENTS | T | 105 | NON-RESEDENTIAL LAND & IMPROVEMENTS | Exempt Total: | 125,340 |
| | | | | 100% | Alberta School Foundation Fund | | |
| | 752N 7 4-7 | SE-13-22-23-4 12,960 Sq. Feet | | | | Office | |
| | 608 MAIN ST | | | | | | |
| 5148238 | R | LAND & IMPROVEMENTS | T | 103 | RESIDENTIAL LAND & IMPROVEMENTS | | 133,770 |
| | NR | | T | 105 | NON-RESEDENTIAL LAND & IMPROVEMENTS | | 57,330 |
| | | | | 100% | Alberta School Foundation Fund | Taxable Total: | 191,100 |
| | 752N 7 8 | SE-13-22-23-4 3,240 Sq. Feet | | | | | |
| | 612 MAIN ST | | | | | | |
| 5148239 | NR | LAND | E | 155 | WHEATLAND COUNTY EXEMPT | Exempt Total: | 6,120 |
| | | | | 100% | Alberta School Foundation Fund | | |
| | 752N 7 9-11 | SE-13-22-23-4 8,520 Sq. Feet | | | | Vacant Store | |
| | 620 MAIN ST | | | | | | |
| 5148239 | NR | LAND & IMPROVEMENTS | T | 105 | NON-RESEDENTIAL LAND & IMPROVEMENTS | Exempt Total: | 35,450 |
| | | | | 100% | Alberta School Foundation Fund | | |



2020 Assessment Roll (Valuation Date 1-July, 2020) 2021 Taxation Year, Wheatland County

Assessment Year: 2020
Tax Year: 2021

| Roll | Legal Address | | | | | Total |
|---------|----------------|---------------------|-----------------|--|---|---------|
| 5148240 | 752N 7 12 - 16 | SE-13-22-23-4 | 15,258 Sq. Feet | 207 HASKAYNE AVE | | |
| | R | LAND & IMPROVEMENTS | T 103 | RESIDENTIAL LAND & IMPROVEMENTS Taxable Total: | | 64,200 |
| | | | | 100% Alberta School Foundation Fund | | |
| 5148245 | 752N 7 17,18 | SE-13-22-23-4 | 5,697 Sq. Feet | 215 HASKAYNE AVE | | |
| | R | LAND & IMPROVEMENTS | T 103 | RESIDENTIAL LAND & IMPROVEMENTS Taxable Total: | | 44,100 |
| | | | | 100% Alberta School Foundation Fund | | |
| 5148247 | 752N 7 19-23 | SE-13-22-23-4 | 16,200 Sq. Feet | 216 5TH AVENUE | GLEICHEN MEDICAL CENTRE Gleich Medical Centre | |
| | NR | LAND & IMPROVEMENTS | T 105 | NON-RESEDENTIAL LAND & IMPROVEMENTS Taxable Total: | | 234,460 |
| | | | | 100% Alberta School Foundation Fund | | |
| 5148248 | 752N 7 24 | SE-13-22-23-4 | 3,240 Sq. Feet | 212 WICKSON AVE | | |
| | NR | LAND | E 155 | WHEATLAND COUNTY EXEMPT | Exempt Total: | 6,120 |
| | | | | 100% Alberta School Foundation Fund | | |
| 5148249 | 752N 7 25,26 | SE-13-23-22-4 | 6,480 Sq. Feet | 208 WICKSON AVE | | |
| | NR | LAND | E 155 | WHEATLAND COUNTY EXEMPT | Exempt Total: | 15,700 |
| | | | | 100% Alberta School Foundation Fund | | |
| 5148251 | 752N 7 27,28 | SE-13-22-23-4 | 6,480 Sq. Feet | 204 WICKSON AVE | Vacant Store | |
| | NR | LAND & IMPROVEMENTS | T 105 | NON-RESEDENTIAL LAND & IMPROVEMENTS Taxable Total: | | 38,060 |
| | | | | 100% Alberta School Foundation Fund | | |
| 5148253 | 752N 8 1-6 | SE-13-22-23-4 | 18,675 Sq. Feet | 502 GLEICHEN ST | Gleichen Bottle Depot | |
| | NR | LAND & IMPROVEMENTS | T 105 | NON-RESEDENTIAL LAND & IMPROVEMENTS Taxable Total: | | 173,680 |
| | | | | 100% Alberta School Foundation Fund | | |
| 5148257 | 752N 8 7 | SE-13-22-23-4 | 3,113 Sq. Feet | 514 GLEICHEN ST | | |
| | R | LAND | T 104 | RESIDENTIAL VACANT LAND | Taxable Total: | 18,000 |
| | | | | 100% The Golden Hills Reg. Div. 15 | | |
| 5148258 | 752N 8 8,9 | SE-13-22-23-4 | 3,860 Sq. Feet | 516 GLEICHEN ST | W6' of lot 9 | |
| | R | LAND & IMPROVEMENTS | T 103 | RESIDENTIAL LAND & IMPROVEMENTS Taxable Total: | | 119,000 |



2020 Assessment Roll (Valuation Date 1-July, 2020) 2021 Taxation Year, Wheatland County

Assessment Year: 2020
Tax Year: 2021

| Roll | Legal Address | Total |
|---------|--|---|
| | 100% The Golden Hills Reg. Div. 15 | |
| 5148259 | 752N 8 9,10 SE-13-22-23-4 5,478 Sq. Feet 520 GLEICHEN ST | W 18' of Lot 9 |
| R | LAND & IMPROVEMENTS | T 103 RESIDENTIAL LAND & IMPROVEMENTS Taxable Total: 100% Alberta School Foundation Fund 119,900 |
| 5148260 | 752N 8 11,12 SE-13-22-23-4 6,225 Sq. Feet 524 GLEICHEN ST | |
| R | LAND & IMPROVEMENTS | T 103 RESIDENTIAL LAND & IMPROVEMENTS Taxable Total: 100% Alberta School Foundation Fund 65,800 |
| 5148262 | 752N 8 13,14 SE-13-22-23-4 6,225 Sq. Feet 258 GLEICHEN ST | |
| R | LAND | T 104 RESIDENTIAL VACANT LAND Taxable Total: 100% Alberta School Foundation Fund 15,300 |
| 5148264 | 752N 8 15,16 SE-13-22-23-4 6,225 Sq. Feet 532 GLEICHEN ST | |
| R | LAND | T 104 RESIDENTIAL VACANT LAND Taxable Total: 100% Alberta School Foundation Fund 15,300 |
| 5148266 | 752N 8 17-19 SE-13-22-23-4 7,576 Sq. Feet 534 GLEICHEN ST | |
| R | LAND & IMPROVEMENTS | T 103 RESIDENTIAL LAND & IMPROVEMENTS Taxable Total: 100% Alberta School Foundation Fund 117,500 |
| 5148268 | 752N 8 20-22 SE-13-22-23-4 11,125 Sq. Feet 531 GRIESBACH ST | |
| R | LAND & IMPROVEMENTS | T 103 RESIDENTIAL LAND & IMPROVEMENTS Taxable Total: 100% Alberta School Foundation Fund 84,700 |
| 5148269 | 752N 8 23-25 SE-13-22-23-4 9,338 Sq. Feet 523 GRIESBACH ST | |
| R | LAND & IMPROVEMENTS | T 103 RESIDENTIAL LAND & IMPROVEMENTS Taxable Total: 100% Alberta School Foundation Fund 143,700 |
| 5148270 | 752N 8 26-29 SE-13-22-23-4 12,450 Sq. Feet 519 GRIESBACH ST | LOTS 26-29 TIED BY BLDGS |
| R | LAND & IMPROVEMENTS | T 103 RESIDENTIAL LAND & IMPROVEMENTS Taxable Total: 100% Alberta School Foundation Fund 92,000 |
| 5148272 | 752N 8 30 SE-13-22-23-4 3,113 Sq. Feet 511 GRIESBACH ST | |



2020 Assessment Roll (Valuation Date 1-July, 2020) 2021 Taxation Year, Wheatland County

Assessment Year: 2020
Tax Year: 2021

| Roll | Legal Address | | | | | Total |
|---------|---------------|---------------------|-----------------|------------------|---|---------|
| 5148273 | R | LAND | T | 104 | RESIDENTIAL VACANT LAND 100% Alberta School Foundation Fund | 6,000 |
| | 752N 8 31-33 | SE-13-22-23-4 | 9,338 Sq. Feet | 507 GRIESBACH ST | | |
| 5148275 | R | LAND & IMPROVEMENTS | T | 103 | RESIDENTIAL LAND & IMPROVEMENTS 100% Alberta School Foundation Fund | 73,800 |
| | 752N 8 34,35 | SE-13-22-23-4 | 6,225 Sq. Feet | 503 GRIESBACH ST | Vacant Store / storage | |
| 5148276 | NR | LAND & IMPROVEMENTS | T | 105 | NON-RESEIDENTIAL LAND & IMPROVEMENTS 100% Alberta School Foundation Fund | 57,760 |
| | 752N 9 1-3 | SE-13-22-23-4 | 9,711 Sq. Feet | 408 GLEICHEN ST | | |
| 5148278 | R | LAND & IMPROVEMENTS | T | 103 | RESIDENTIAL LAND & IMPROVEMENTS 100% Alberta School Foundation Fund | 119,000 |
| | 752N 9 4-7 | SE-13-22-23-4 | 10,840 Sq. Feet | 412 GLEICHEN ST | W 9' of lot 7 | |
| 5148279 | R | LAND & IMPROVEMENTS | T | 103 | RESIDENTIAL LAND & IMPROVEMENTS 100% Alberta School Foundation Fund | 68,700 |
| | 752N 9 7-9 | SE-13-22-23-4 | 8,591 Sq. Feet | 416 GLEICHEN ST | E 16' of lot 7 | |
| 5148280 | R | LAND & IMPROVEMENTS | T | 103 | RESIDENTIAL LAND & IMPROVEMENTS 100% Alberta School Foundation Fund | 62,900 |
| | 752N 9 10 | SE-13-22-23-4 | 3,113 Sq. Feet | | | |
| 5148281 | R | LAND | T | 104 | RESIDENTIAL VACANT LAND 100% Alberta School Foundation Fund | 6,000 |
| | 752N 9 11-20 | SE-13-22-23-4 | 31,125 Sq. Feet | 311 4 AVE | GLEICHEN COUNTY SHOP Gleichon County Shop | |
| 5148282 | NR | LAND & IMPROVEMENTS | E | 155 | WHEATLAND COUNTY EXEMPT 100% Alberta School Foundation Fund | 399,110 |
| | 752N 10 1-4 | SE-13-22-23-4 | 12,450 Sq. Feet | 312 GLEICHEN ST | | |
| | R | LAND | T | 104 | RESIDENTIAL VACANT LAND 100% Alberta School Foundation Fund | 23,100 |
| | | | | | | |



2020 Assessment Roll (Valuation Date 1-July, 2020) 2021 Taxation Year, Wheatland County

Assessment Year: 2020
Tax Year: 2021

| Roll | Legal Address | Total |
|---------|---|-------|
| 5148286 | 752N 10 5-8 SE-13-22-23-4 12,450 Sq. Feet 320 GLEICHEN ST | |
| | R LAND T 104 RESIDENTIAL VACANT LAND Taxable Total: 35,100 100% Alberta School Foundation Fund | |
| 5148290 | 9311469 10 41 SE-13-22-23-4 6,231 Sq. Feet 324 GLEICHEN ST | |
| | R LAND & IMPROVEMENTS T 103 RESIDENTIAL LAND & IMPROVEMENTS Taxable Total: 76,900 100% Alberta School Foundation Fund | |
| 5148291 | 9311469 10 42 SE-13-22-23-4 6,231 Sq. Feet 328 GLEICHEN ST | |
| | R LAND T 104 RESIDENTIAL VACANT LAND Taxable Total: 15,400 100% Alberta School Foundation Fund | |
| 5148292 | 9311469 10 43 SE-13-22-23-4 6,232 Sq. Feet 332 GLEICHEN ST | |
| | R LAND T 104 RESIDENTIAL VACANT LAND Taxable Total: 15,400 100% Alberta School Foundation Fund | |
| 5148293 | 9311469 10 44 SE-13-22-23-4 6,232 Sq. Feet 336 GLEICHEN ST | |
| | NR LAND E 155 WHEATLAND COUNTY EXEMPT Exempt Total: 6,140 100% Alberta School Foundation Fund | |
| 5148294 | 9311469 10 45 SE-13-22-23-4 6,239 Sq. Feet 340 GLEICHEN ST | |
| | R LAND & IMPROVEMENTS T 103 RESIDENTIAL LAND & IMPROVEMENTS Taxable Total: 59,700 100% Alberta School Foundation Fund | |
| 5148295 | 9311469 10 46 SE-13-22-23-4 6,239 Sq. Feet 344 GLEICHEN ST | |
| | R LAND & IMPROVEMENTS T 103 RESIDENTIAL LAND & IMPROVEMENTS Taxable Total: 89,600 100% Alberta School Foundation Fund | |
| 5148296 | 752N 10 21-26 SE-13-22-23-4 18,675 Sq. Feet 345 3 AVE | |
| | NR LAND & IMPROVEMENTS T 105 NON-RESEIDENTIAL LAND & IMPROVEMENTS Taxable Total: 204,790 100% Alberta School Foundation Fund | |
| 5148301 | 752N 10 27-35 SE-13-22-23-4 28,013 Sq. Feet | |
| | NR LAND E 155 WHEATLAND COUNTY EXEMPT Exempt Total: 19,030 | |



2020 Assessment Roll (Valuation Date 1-July, 2020) 2021 Taxation Year, Wheatland County

Assessment Year: 2020
Tax Year: 2021

| Roll | Legal Address | | | | | Total |
|---------|--|-------------------------------------|---------------------------------|----------------|--|---------|
| | | 100% Alberta School Foundation Fund | | | | |
| 5148310 | 752N 10 36,37 SE-13-22-23-4 6,225 Sq. Feet | | | | | |
| | NR LAND | E 155 | WHEATLAND COUNTY EXEMPT | Exempt Total: | | 15,340 |
| | | 100% Alberta School Foundation Fund | | | | |
| 5148312 | 752N 10 38-40 SE-13-22-23-4 9,338 Sq. Feet | | | | | |
| | NR LAND | E 155 | WHEATLAND COUNTY EXEMPT | Exempt Total: | | 19,730 |
| | | 100% Alberta School Foundation Fund | | | | |
| 5148315 | 752N 11 1-3 SE-13-22-23-4 9,345 Sq. Feet 200 GLEICHEN ST | | | | | |
| | R LAND & IMPROVEMENTS | T 103 | RESIDENTIAL LAND & IMPROVEMENTS | Taxable Total: | | 136,400 |
| | | 100% Alberta School Foundation Fund | | | | |
| 5148316 | 752N 11 4,5 SE-13-22-23-4 6,230 Sq. Feet 204 GLEICHEN ST | | | | | |
| | R LAND | T 104 | RESIDENTIAL VACANT LAND | Taxable Total: | | 16,900 |
| | | 100% Alberta School Foundation Fund | | | | |
| 5148318 | 752N 11 6,7 SE-13-22-23-4 6,225 Sq. Feet 206 GLEICHEN ST | | | | | |
| | R LAND | T 104 | RESIDENTIAL VACANT LAND | Taxable Total: | | 15,300 |
| | | 100% Alberta School Foundation Fund | | | | |
| 5148322 | 752N 11 8-11 SE-13-22-23-4 12,450 Sq. Feet 210 GLEICHEN ST | | | | | |
| | R LAND & IMPROVEMENTS | T 103 | RESIDENTIAL LAND & IMPROVEMENTS | Taxable Total: | | 102,600 |
| | | 100% Alberta School Foundation Fund | | | | |
| 5148323 | 752N 11 12-14 SE-13-22-23-4 9,338 Sq. Feet 214 GLEICHEN ST | | | | | |
| | R LAND & IMPROVEMENTS | T 103 | RESIDENTIAL LAND & IMPROVEMENTS | Taxable Total: | | 80,700 |
| | | 100% Alberta School Foundation Fund | | | | |
| 5148325 | 752N 11 15,16 SE-13-22-23-4 6,225 Sq. Feet 216 GLEICHEN ST | | | | | |
| | R LAND & IMPROVEMENTS | T 103 | RESIDENTIAL LAND & IMPROVEMENTS | Taxable Total: | | 68,400 |
| | | 100% Alberta School Foundation Fund | | | | |
| 5148329 | 752N 11 17-20 SE-13-22-23-4 12,450 Sq. Feet 218 GLEICHEN ST | | | | | |



2020 Assessment Roll (Valuation Date 1-July, 2020) 2021 Taxation Year, Wheatland County

Assessment Year: 2020
Tax Year: 2021

| Roll | Legal Address | | | | Total |
|---------|------------------|-------------------------------|-------|--|---------------|
| 5148333 | R | LAND & IMPROVEMENTS | T 103 | RESIDENTIAL LAND & IMPROVEMENTS Taxable Total: | 147,000 |
| | | | | 100% Alberta School Foundation Fund | |
| | 752N 11 21-40 | SE-13-22-23-4 62,250 Sq. Feet | | | |
| 5148353 | NR | LAND | E 155 | WHEATLAND COUNTY EXEMPT | 55,990 |
| | | | | 100% Alberta School Foundation Fund | |
| | 968X 12 1 | SE-13-22-23-4 14,940 Sq. Feet | | East 120' | |
| | 410 GRIESBACH ST | | | | |
| | R | LAND & IMPROVEMENTS | T 103 | RESIDENTIAL LAND & IMPROVEMENTS | 78,080 |
| | NR | | E 164 | RELIGIOUS EXEMPT | 17,020 |
| | | | | 100% Alberta School Foundation Fund | |
| | | | | Totals: | 95,100 |
| 5148354 | 968X 12 I | SE-13-22-23-4 11,940 Sq. Feet | | N100' W120' | |
| | 408 3 AVE | | | | |
| 5148355 | R | LAND & IMPROVEMENTS | T 103 | RESIDENTIAL LAND & IMPROVEMENTS Taxable Total: | 62,300 |
| | | | | 100% Alberta School Foundation Fund | |
| | 968X 12 I | SE-13-22-23-4 3,000 Sq. Feet | | S25' | |
| | 404 3 AVE | | | | |
| 5148356 | NR | LAND | E 155 | WHEATLAND COUNTY EXEMPT | 5,940 |
| | | | | 100% Alberta School Foundation Fund | |
| | 968X 12 I | SE-13-22-23-4 2,490 Sq. Feet | | E120', W120' S120' | |
| 5148357 | NR | LAND | E 155 | WHEATLAND COUNTY EXEMPT | 5,540 |
| | | | | 100% Alberta School Foundation Fund | |
| | 968X 12 11-14 | SE-13-22-23-4 7,784 Sq. Feet | | SOUTH PORTION | |
| | 412 3 AVE | | | | |
| 5148358 | R | LAND & IMPROVEMENTS | T 103 | RESIDENTIAL LAND & IMPROVEMENTS Taxable Total: | 97,000 |
| | | | | 100% Alberta School Foundation Fund | |
| | 968X 12 11-14 | SE-13-22-23-4 7,784 Sq. Feet | | NORTH PORTION | |
| | 416 3 AVE | | | | |
| 5148359 | R | LAND & IMPROVEMENTS | T 103 | RESIDENTIAL LAND & IMPROVEMENTS Taxable Total: | 90,800 |
| | | | | 100% Alberta School Foundation Fund | |
| | 968X 12 15 | SE-13-22-23-4 2,875 Sq. Feet | | | |
| | 401 4 AVE | | | | |
| | R | LAND | T 104 | RESIDENTIAL VACANT LAND | 5,800 |
| | | | | 100% Alberta School Foundation Fund | |



2020 Assessment Roll (Valuation Date 1-July, 2020) 2021 Taxation Year, Wheatland County

Assessment Year: 2020
Tax Year: 2021

| Roll | Legal Address | Total |
|---------|--|---|
| 5148360 | 968X 12 16,17 SE-13-22-23-4 5,750 Sq. Feet 405 4 AVE | |
| | R LAND & IMPROVEMENTS T 103 RESIDENTIAL LAND & IMPROVEMENTS Taxable Total: 100% Alberta School Foundation Fund | 64,800 |
| 5148361 | 968X 12 18,19 SE-13-22-23-4 5,750 Sq. Feet 407 4 AVE | |
| | R LAND & IMPROVEMENTS T 103 RESIDENTIAL LAND & IMPROVEMENTS Taxable Total: 100% Alberta School Foundation Fund | 79,100 |
| 5148362 | 968X 13 1,2 SE-13-22-23-4 5,467 Sq. Feet 528 GRIESBACH ST | |
| | R LAND & IMPROVEMENTS T 103 RESIDENTIAL LAND & IMPROVEMENTS Taxable Total: 100% The Golden Hills Reg. Div. 15 | 46,000 |
| 5148363 | 968X 13 3-6 SE-13-22-23-4 12,450 Sq. Feet 524 GRIESBACH ST | |
| | R LAND & IMPROVEMENTS T 103 RESIDENTIAL LAND & IMPROVEMENTS Taxable Total: 100% Alberta School Foundation Fund | 95,800 |
| 5148366 | 968X 13 7-9 SE-13-22-23-4 9,338 Sq. Feet 516 GRIESBACH ST | |
| | R LAND & IMPROVEMENTS T 103 RESIDENTIAL LAND & IMPROVEMENTS Taxable Total: 100% Alberta School Foundation Fund | 130,500 |
| 5148367 | 8511071 13 18 SE-13-22-23-4 0.97 Acres 408 4 AVE | R.C.M.P. Gleichen RCMP Office |
| | NR LAND & IMPROVEMENTS G 174 FEDERAL GIL NON-RESIDENTIAL Grant-In-Lieu Total: 100% Alberta School Foundation Fund | 1,245,800 |
| 5148368 | 968X 13 J SE-13-22-23-4 14,001 Sq. Feet 519 CAWTHORN ST | |
| | R LAND & IMPROVEMENTS T 103 RESIDENTIAL LAND & IMPROVEMENTS Taxable Total: 100% Alberta School Foundation Fund | 146,300 |
| 5148369 | 1465AD 14 1-8 SE-13-22-23-4 24,900 Sq. Feet | GLEICHEN WATER TOWER Water Tower & VictorBeaupre Campground |
| | NR LAND & IMPROVEMENTS E 155 WHEATLAND COUNTY EXEMPT 100% Alberta School Foundation Fund | Exempt Total: 53,130 |
| 5148370 | 1465AD 14 9,10 SE-13-22-23-4 6,804 Sq. Feet 516 CAWTHORN ST | Beaupre Memorial Campground |
| | NR LAND E 155 WHEATLAND COUNTY EXEMPT | Exempt Total: 20,960 |



2020 Assessment Roll (Valuation Date 1-July, 2020) 2021 Taxation Year, Wheatland County

Assessment Year: 2020
Tax Year: 2021

| Roll | Legal Address | | | | | Total |
|---------|--|-------------------------------------|---------------------------------|----------------|--|---------|
| | | 100% Alberta School Foundation Fund | | | | |
| 5148371 | 1465AD 14 11-14 SE-13-22-23-4 8,925 Sq. Feet 521 HASKAYNE AVE | Victor Beaupre Memorial Campground | | | | |
| | NR LAND | E 155 | WHEATLAND COUNTY EXEMPT | Exempt Total: | | 19,150 |
| | | 100% Alberta School Foundation Fund | | | | |
| 5148375 | 1465AD 14 15-18 SE-13-22-23-4 12,450 Sq. Feet 504 4 AVE | Beaupre Memorial Campground | | | | |
| | NR LAND | E 155 | WHEATLAND COUNTY EXEMPT | Exempt Total: | | 23,080 |
| | | 100% Alberta School Foundation Fund | | | | |
| 5148379 | 1465AD 15 1-4 SE-13-22-23-4 12,948 Sq. Feet 404 CAWTHORN ST | | | | | |
| | R LAND & IMPROVEMENTS | T 103 | RESIDENTIAL LAND & IMPROVEMENTS | Taxable Total: | | 148,900 |
| | | 100% Alberta School Foundation Fund | | | | |
| 5148381 | 1465AD 15 5-7 SE-13-22-23-4 9,711 Sq. Feet 412 CAWTHORN ST | | | | | |
| | R LAND & IMPROVEMENTS | T 103 | RESIDENTIAL LAND & IMPROVEMENTS | Taxable Total: | | 149,000 |
| | | 100% Alberta School Foundation Fund | | | | |
| 5148382 | 1465AD 15 8-10 SE-13-22-23-4 9,711 Sq. Feet 420 CAWTHORN ST | | | | | |
| | R LAND & IMPROVEMENTS | T 103 | RESIDENTIAL LAND & IMPROVEMENTS | Taxable Total: | | 211,000 |
| | | 100% Alberta School Foundation Fund | | | | |
| 5148383 | 1465AD 15 11-20 SE-13-22-23-4 32,370 Sq. Feet 505 4 AVE | | | | | |
| | NR LAND | E 155 | WHEATLAND COUNTY EXEMPT | Exempt Total: | | 37,820 |
| | | 100% Alberta School Foundation Fund | | | | |
| 5148393 | 2550AJ 16 1-20 SE-13-22-23-4 2.86 Acres | | | | | |
| | NR LAND | E 155 | WHEATLAND COUNTY EXEMPT | Exempt Total: | | 88,710 |
| | | 100% Alberta School Foundation Fund | | | | |
| 5148413 | 2550AJ 17 1-28 SE-13-22-23-4 4.00 Acres | | | | | |
| | NR LAND | E 155 | WHEATLAND COUNTY EXEMPT | Exempt Total: | | 98,500 |
| | | 100% Alberta School Foundation Fund | | | | |
| 5148441 | 2550AJ 18 1 SW-13-22-23-4 6,230 Sq. Feet | | | | | |



2020 Assessment Roll (Valuation Date 1-July, 2020) 2021 Taxation Year, Wheatland County

Assessment Year: 2020
Tax Year: 2021

| Roll | Legal Address | | | | | Total |
|---------|------------------|---------------------|-----------------|-----|---|-----------------------|
| | NR | LAND | E | 155 | WHEATLAND COUNTY EXEMPT 100% Alberta School Foundation Fund | Exempt Total: 4,610 |
| 5148442 | 2550AJ 18 2,9-20 | SW-13-22-23-4 | 1.86 Acres | | | |
| | NR | LAND | E | 155 | WHEATLAND COUNTY EXEMPT 100% Alberta School Foundation Fund | Exempt Total: 65,740 |
| 5148443 | 2550AJ 18 3,4 | SW-13-22-23-4 | 12,460 Sq. Feet | | | |
| | NR | LAND | E | 155 | WHEATLAND COUNTY EXEMPT 100% Alberta School Foundation Fund | Exempt Total: 23,080 |
| 5148445 | 2550AJ 18 5 | SW-13-22-23-4 | 6,230 Sq. Feet | | | |
| | NR | LAND | E | 155 | WHEATLAND COUNTY EXEMPT 100% Alberta School Foundation Fund | Exempt Total: 15,350 |
| 5148446 | 2550AJ 18 6,7 | SW-13-22-23-4 | 12,460 Sq. Feet | | | |
| | NR | LAND | E | 155 | WHEATLAND COUNTY EXEMPT 100% Alberta School Foundation Fund | Exempt Total: 23,080 |
| 5148448 | 2550AJ 18 8 | SW-13-22-23-4 | 6,230 Sq. Feet | | | |
| | NR | LAND | E | 155 | WHEATLAND COUNTY EXEMPT 100% Alberta School Foundation Fund | Exempt Total: 10,750 |
| 5148461 | 2550AJ 19 1-7 | SW-13-22-23-4 | 1.00 Acres | | | |
| | | 12 GLEICHEN ST | | | | |
| | NR | LAND | E | 155 | WHEATLAND COUNTY EXEMPT 100% Alberta School Foundation Fund | Exempt Total: 45,980 |
| 5148468 | 2550AJ 19 8,9 | SW-13-22-23-4 | 12,460 Sq. Feet | | | |
| | | 64 GLEICHEN ST | | | | |
| | R | LAND & IMPROVEMENTS | T | 103 | RESIDENTIAL LAND & IMPROVEMENTS Taxable Total: 100% Alberta School Foundation Fund | 170,700 |
| 5148470 | 2550AJ 19 10 | SW-13-22-23-4 | 6,230 Sq. Feet | | | |
| | | 68 GLEICHEN ST | | | | |
| | R | LAND | T | 104 | RESIDENTIAL VACANT LAND 100% Alberta School Foundation Fund | Taxable Total: 15,400 |



2020 Assessment Roll (Valuation Date 1-July, 2020) 2021 Taxation Year, Wheatland County

Assessment Year: 2020
Tax Year: 2021

| Roll | Legal Address | Total |
|---------|---|----------------------|
| 5148471 | 2550AJ 19 11-14 SW-13-22-23-4 24,920 Sq. Feet | |
| | NR LAND E 155 WHEATLAND COUNTY EXEMPT 100% Alberta School Foundation Fund Exempt Total: | 16,150 |
| 5148475 | 2550AJ 19 15-20 SW-13-22-23-4 37,380 Sq. Feet | |
| | NR LAND E 155 WHEATLAND COUNTY EXEMPT 100% Alberta School Foundation Fund Exempt Total: | 41,520 |
| 5148481 | 2550AJ 20 1,2 SE-13-22-23-4 12,460 Sq. Feet 104 GLEICHEN ST | |
| | R LAND & IMPROVEMENTS T 103 RESIDENTIAL LAND & IMPROVEMENTS Taxable Total: 100% Alberta School Foundation Fund | 206,200 |
| 5148483 | 2550AJ 20 3,4 SE-13-22-23-4 12,460 Sq. Feet 112 GLEICHEN ST | |
| | NR LAND E 155 WHEATLAND COUNTY EXEMPT 100% Alberta School Foundation Fund Exempt Total: | 23,080 |
| 5148485 | 2550AJ 20 5-8,24-27 SE-13-22-23-4 1.14 Acres 122 GLEICHEN ST | LOTS 5-8 & 24-278&24 |
| | NR LAND E 155 WHEATLAND COUNTY EXEMPT 100% Alberta School Foundation Fund Exempt Total: | 49,190 |
| 5148489 | 2550AJ 20 9 SE-13-22-23-4 6,230 Sq. Feet 144 GLEICHEN ST | |
| | NR LAND E 155 WHEATLAND COUNTY EXEMPT 100% Alberta School Foundation Fund Exempt Total: | 15,350 |
| 5148490 | 2550AJ 20 10 SE-13-22-23-4 6,230 Sq. Feet 148 GLEICHEN ST | |
| | NR LAND E 155 WHEATLAND COUNTY EXEMPT 100% Alberta School Foundation Fund Exempt Total: | 15,350 |
| 5148491 | 2550AJ 20 11 SE-13-22-23-4 6,230 Sq. Feet 152 GLEICHEN ST | |
| | R LAND T 104 RESIDENTIAL VACANT LAND Taxable Total: 100% Alberta School Foundation Fund | 17,800 |
| 5148492 | 2550AJ 20 12 SE-13-22-23-4 6,230 Sq. Feet 156 GLEICHEN ST | |
| | R LAND & IMPROVEMENTS T 103 RESIDENTIAL LAND & IMPROVEMENTS Taxable Total: | 23,600 |



2020 Assessment Roll (Valuation Date 1-July, 2020) 2021 Taxation Year, Wheatland County

Assessment Year: 2020
Tax Year: 2021

| Roll | Legal Address | | | | | | Total |
|---------|------------------|---------------------|-----------------|---|-------------------------------------|--|---------|
| | | | | | 100% Alberta School Foundation Fund | | |
| 5148493 | 2550AJ 20 13,14 | SE-13-22-23-4 | 13,295 Sq. Feet | | | | |
| | 160 GLEICHEN ST | | | | | | |
| | R | LAND & IMPROVEMENTS | | T | 103 | RESIDENTIAL LAND & IMPROVEMENTS Taxable Total: | 169,400 |
| | | | | | | 100% Alberta School Foundation Fund | |
| 5148495 | 2550AJ 20 15-17 | SE-13-22-23-4 | 19,525 Sq. Feet | | | | |
| | NR | LAND | | E | 155 | WHEATLAND COUNTY EXEMPT | |
| | | | | | | 100% Alberta School Foundation Fund | |
| | | | | | | Exempt Total: | 28,310 |
| 5148498 | 2550AJ 20 18-23 | SE-13-22-23-4 | 37,380 Sq. Feet | | | | |
| | NR | LAND | | E | 155 | WHEATLAND COUNTY EXEMPT | |
| | | | | | | 100% Alberta School Foundation Fund | |
| | | | | | | Exempt Total: | 41,520 |
| 5148508 | 2550AJ 20 28 | SE-13-22-23-4 | 6,230 Sq. Feet | | | | |
| | NR | LAND | | E | 155 | WHEATLAND COUNTY EXEMPT | |
| | | | | | | 100% Alberta School Foundation Fund | |
| | | | | | | Exempt Total: | 15,350 |
| 5148509 | 2550AJ 21 | SW-13-22-23-4 | 1.30 Acres | | | | |
| | NR | LAND | | E | 155 | WHEATLAND COUNTY EXEMPT | |
| | | | | | | 100% Alberta School Foundation Fund | |
| | | | | | | Exempt Total: | 52,870 |
| 5148510 | 5345N A 1-5 | SW-18-22-22-4 | 14,810 Sq. Feet | | | GLEICHEN Lift Station | |
| | 102 HASKAYNE AVE | | | | | Gleichen Lift Station & Generator | |
| | NR | LAND & IMPROVEMENTS | | E | 155 | WHEATLAND COUNTY EXEMPT | |
| | | | | | | 100% Alberta School Foundation Fund | |
| | | | | | | Exempt Total: | 44,550 |
| 5148515 | 5345N A 6-8& | SW-18-22-22-4 | 17,010 Sq. Feet | | | LOTS 6-8 & LOTS 11 & 12 | |
| | 114 HASKAYNE AVE | | | | | | |
| | NR | LAND | | E | 155 | WHEATLAND COUNTY EXEMPT | |
| | | | | | | 100% Alberta School Foundation Fund | |
| | | | | | | Exempt Total: | 21,160 |
| 5148518 | 5345N A 9,10 | SW-18-22-22-4 | 6,804 Sq. Feet | | | | |
| | 110 HASKAYNE AVE | | | | | | |
| | NR | LAND | | E | 155 | WHEATLAND COUNTY EXEMPT | |
| | | | | | | 100% Alberta School Foundation Fund | |
| | | | | | | Exempt Total: | 16,160 |
| 5148522 | 5345N A 13-15 | SW-18-22-22-4 | 10,206 Sq. Feet | | | Former Centex Gleichen Gas Station | |
| | 128 HASKAYNE AVE | | | | | | |



2020 Assessment Roll (Valuation Date 1-July, 2020) 2021 Taxation Year, Wheatland County

Assessment Year: 2020
Tax Year: 2021

| Roll | Legal Address | | | | | | Total |
|---------|-------------------|-------------------------------|---|------|-------------------------------------|------------------------------------|---------|
| | NR | LAND & IMPROVEMENTS | T | 105 | NON-RESEDENTIAL LAND & IMPROVEMENTS | Taxable Total: | 78,510 |
| | | | | 100% | Alberta School Foundation Fund | | |
| 5148524 | 5345N A 16,17 | SW-18-22-22-4 6,804 Sq. Feet | | | | Storage for a Carpenter Contractor | |
| | 125 C. PROWSE AVE | | | | | | |
| | NR | LAND & IMPROVEMENTS | T | 105 | NON-RESEDENTIAL LAND & IMPROVEMENTS | Taxable Total: | 60,520 |
| | | | | 100% | Alberta School Foundation Fund | | |
| 5148526 | 5345N A 18,19 | SW-18-22-22-4 6,804 Sq. Feet | | | | | |
| | NR | LAND | T | 105 | NON-RESEDENTIAL LAND & IMPROVEMENTS | Taxable Total: | 16,160 |
| | | | | 100% | Alberta School Foundation Fund | | |
| 5148528 | 5345N A 20,21 | SW-18-22-22-4 5,482 Sq. Feet | | | | N 16' of lot 21 | |
| | 119 C. PROWSE AVE | | | | | | |
| | R | LAND | T | 104 | RESIDENTIAL VACANT LAND | Taxable Total: | 14,300 |
| | | | | 100% | Alberta School Foundation Fund | | |
| 5148529 | 5345N A 21-24 | SW-18-22-22-4 11,528 Sq. Feet | | | | S 10' of lot 21 | |
| | 117 C. PROWSE AVE | | | | | | |
| | R | LAND & IMPROVEMENTS | T | 103 | RESIDENTIAL LAND & IMPROVEMENTS | Taxable Total: | 124,700 |
| | | | | 100% | Alberta School Foundation Fund | | |
| 5148533 | 5345N A 25-27 | SW-18-22-22-4 10,206 Sq. Feet | | | | | |
| | 113 C. PROWSE AVE | | | | | | |
| | R | LAND & IMPROVEMENTS | T | 103 | RESIDENTIAL LAND & IMPROVEMENTS | Taxable Total: | 125,100 |
| | | | | 100% | Alberta School Foundation Fund | | |
| 5148536 | 5345N A 28,29 | SW-18-22-22-4 6,804 Sq. Feet | | | | | |
| | 109 C. PROWSE AVE | | | | | | |
| | R | LAND | T | 104 | RESIDENTIAL VACANT LAND | Taxable Total: | 16,200 |
| | | | | 100% | Alberta School Foundation Fund | | |
| 5148538 | 5345N A 30-32 | SW-18-22-22-4 10,060 Sq. Feet | | | | | |
| | 105 C. PROWSE AVE | | | | | | |
| | NR | LAND | E | 155 | WHEATLAND COUNTY EXEMPT | Exempt Total: | 20,750 |
| | | | | 100% | Alberta School Foundation Fund | | |
| 5148541 | 5345N B 1,2 | SW-18-22-22-4 6,586 Sq. Feet | | | | Gleichen United Church | |
| | 204 HASKAYNE AVE | | | | | | |
| | NR | LAND & IMPROVEMENTS | E | 164 | RELIGIOUS EXEMPT | Exempt Total: | 177,750 |
| | | | | 100% | Alberta School Foundation Fund | | |



2020 Assessment Roll (Valuation Date 1-July, 2020) 2021 Taxation Year, Wheatland County

Assessment Year: 2020
Tax Year: 2021

| Roll | Legal Address | Total |
|---------|---|---------|
| 5148542 | 5345N B 3-7 SW-18-22-22-4 16,465 Sq. Feet 212 HASKAYNE AVE | |
| | R LAND & IMPROVEMENTS T 103 RESIDENTIAL LAND & IMPROVEMENTS Taxable Total: 100% Alberta School Foundation Fund | 213,800 |
| 5148545 | 5345N B 8 SW-18-22-22-4 3,293 Sq. Feet 216 HASKAYNE AVE | |
| | R LAND T 104 RESIDENTIAL VACANT LAND Taxable Total: 100% Alberta School Foundation Fund | 6,200 |
| 5148546 | 5345N B 9-11 SW-18-22-22-4 9,879 Sq. Feet 220 HASKAYNE AVE | |
| | R LAND & IMPROVEMENTS T 103 RESIDENTIAL LAND & IMPROVEMENTS Taxable Total: 100% Alberta School Foundation Fund | 144,800 |
| 5148548 | 5345N B 12,13 SW-18-22-22-4 6,586 Sq. Feet 224 HASKAYNE AVE | |
| | R LAND & IMPROVEMENTS T 103 RESIDENTIAL LAND & IMPROVEMENTS Taxable Total: 100% Alberta School Foundation Fund | 71,600 |
| 5148550 | 5345N B 14,15 SW-18-22-22-4 6,586 Sq. Feet 228 HASKAYNE AVE | |
| | R LAND & IMPROVEMENTS T 103 RESIDENTIAL LAND & IMPROVEMENTS Taxable Total: 100% Alberta School Foundation Fund | 145,800 |
| 5148551 | 5345N B 16,17 SW-18-22-22-4 6,803 Sq. Feet 232 HASKAYNE AVE | |
| | R LAND & IMPROVEMENTS T 103 RESIDENTIAL LAND & IMPROVEMENTS Taxable Total: 100% Alberta School Foundation Fund | 132,500 |
| 5148553 | 5345N B 18,19 SW-18-22-22-4 6,825 Sq. Feet 229 C. PROWSE AVE | |
| | R LAND & IMPROVEMENTS T 103 RESIDENTIAL LAND & IMPROVEMENTS Taxable Total: 100% Alberta School Foundation Fund | 64,200 |
| 5148555 | 5345N B 20-23 SW-18-22-22-4 13,260 Sq. Feet 225 C. PROWSE AVE | |
| | NR LAND & IMPROVEMENTS E 154 PROVINCIAL EXEMPT Exempt Total: 100% Alberta School Foundation Fund | 358,800 |
| 5148557 | 5345N B 24-27 SW-18-22-22-4 13,172 Sq. Feet 215 C. PROWSE AVE | |
| | R LAND & IMPROVEMENTS T 103 RESIDENTIAL LAND & IMPROVEMENTS Taxable Total: | 185,900 |



2020 Assessment Roll (Valuation Date 1-July, 2020) 2021 Taxation Year, Wheatland County

Assessment Year: 2020
Tax Year: 2021

| Roll | Legal Address | Total |
|-------------------------------------|--|--|
| 100% Alberta School Foundation Fund | | |
| 5148559 | 5345N B 28,29 SW-18-22-22-4 6,586 Sq. Feet 209 C. PROWSE AVE | |
| R | LAND & IMPROVEMENTS | G 173 FEDERAL GIL RESIDENTIAL Grant-In-Lieu Total: 150,600 |
| 100% Alberta School Foundation Fund | | |
| 5148560 | 5345N B 30-34 SW-18-22-22-4 16,465 Sq. Feet 205 C. PROWSE AVE | |
| R | LAND & IMPROVEMENTS | T 103 RESIDENTIAL LAND & IMPROVEMENTS Taxable Total: 56,800 |
| 100% Alberta School Foundation Fund | | |
| 5148565 | 5345N C 1-4 SW-18-22-22-4 13,172 Sq. Feet 208 C. PROWSE AVE | |
| R | LAND & IMPROVEMENTS | T 103 RESIDENTIAL LAND & IMPROVEMENTS Taxable Total: 140,700 |
| 100% Alberta School Foundation Fund | | |
| 5148568 | 5345N C 5-7 SW-18-22-22-4 9,879 Sq. Feet 212 C. PROWSE AVE | |
| R | LAND & IMPROVEMENTS | G 173 FEDERAL GIL RESIDENTIAL Grant-In-Lieu Total: 142,900 |
| 100% Alberta School Foundation Fund | | |
| 5148570 | 5345N C 8-10 SW-18-22-22-4 9,879 Sq. Feet 220 C. PROWSE AVE | |
| R | LAND & IMPROVEMENTS | T 103 RESIDENTIAL LAND & IMPROVEMENTS Taxable Total: 105,600 |
| 100% Alberta School Foundation Fund | | |
| 5148572 | 5345N C 11-14 SW-18-22-22-4 11,504 Sq. Feet 224 C. PROWSE AVE | The southerly 12'6" of L14 |
| R | LAND & IMPROVEMENTS | T 103 RESIDENTIAL LAND & IMPROVEMENTS Taxable Total: 207,500 |
| 100% Alberta School Foundation Fund | | |
| 5148575 | 5345N C 14-17 SW-18-22-22-4 11,763 Sq. Feet 228 C. PROWSE AVE | N 12.5 ft of Lot 14 |
| R | LAND & IMPROVEMENTS | T 103 RESIDENTIAL LAND & IMPROVEMENTS Taxable Total: 155,900 |
| 100% Alberta School Foundation Fund | | |
| 5148578 | 5345N C 18-20 SW-18-22-22-4 10,096 Sq. Feet 229 8 AVE | |
| R | LAND & IMPROVEMENTS | T 103 RESIDENTIAL LAND & IMPROVEMENTS Taxable Total: 147,200 |
| 100% Alberta School Foundation Fund | | |
| 5148580 | 5345N C 21-23 SW-18-22-22-4 9,879 Sq. Feet 225 8 AVE | |



2020 Assessment Roll (Valuation Date 1-July, 2020) 2021 Taxation Year, Wheatland County

Assessment Year: 2020
Tax Year: 2021

| Roll | Legal Address | | | | Total |
|---------|---------------|---|-------|---|---------|
| | R | LAND & IMPROVEMENTS | T 103 | RESIDENTIAL LAND & IMPROVEMENTS Taxable Total: 100% Alberta School Foundation Fund | 212,900 |
| 5148583 | 5345N C 24-26 | SW-18-22-22-4 9,879 Sq. Feet 217 8 AVE | | | |
| | R | LAND & IMPROVEMENTS | T 103 | RESIDENTIAL LAND & IMPROVEMENTS Taxable Total: 100% Alberta School Foundation Fund | 126,500 |
| 5148585 | 5345N C 27-30 | SW-18-22-22-4 13,172 Sq. Feet 209 8 AVE | | | |
| | R | LAND & IMPROVEMENTS | T 103 | RESIDENTIAL LAND & IMPROVEMENTS Taxable Total: 100% Alberta School Foundation Fund | 54,200 |
| 5148588 | 5345N C 31-34 | SW-18-22-22-4 13,172 Sq. Feet 205 8TH AVENUE | | | |
| | R | LAND & IMPROVEMENTS | T 103 | RESIDENTIAL LAND & IMPROVEMENTS Taxable Total: 100% Alberta School Foundation Fund | 121,600 |
| 5148592 | 5345N D 1,2 | SW-18-22-22-4 7,432 Sq. Feet 102 C. PROWSE AVE | | | |
| | R | LAND & IMPROVEMENTS | T 103 | RESIDENTIAL LAND & IMPROVEMENTS Taxable Total: 100% Alberta School Foundation Fund | 179,200 |
| 5148593 | 5345N D 3,4 | SW-18-22-22-4 6,804 Sq. Feet 104 C. PROWSE AVE | | | |
| | R | LAND & IMPROVEMENTS | T 103 | RESIDENTIAL LAND & IMPROVEMENTS Taxable Total: 100% Alberta School Foundation Fund | 85,700 |
| 5148595 | 5345N D 5,6 | SW-18-22-22-4 6,804 Sq. Feet 112 C. PROWSE AVE | | | |
| | R | LAND & IMPROVEMENTS | T 103 | RESIDENTIAL LAND & IMPROVEMENTS Taxable Total: 100% The Golden Hills Reg. Div. 15 | 163,600 |
| 5148596 | 5345N D 7,8 | SW-18-22-22-4 6,804 Sq. Feet 116 C. PROWSE AVE | | | |
| | R | LAND & IMPROVEMENTS | T 103 | RESIDENTIAL LAND & IMPROVEMENTS Taxable Total: 100% Alberta School Foundation Fund | 292,600 |
| 5148599 | 5345N D 9,10 | SW-18-22-22-4 6,804 Sq. Feet 120 C. PROWSE AVE | | | |
| | R | LAND & IMPROVEMENTS | T 103 | RESIDENTIAL LAND & IMPROVEMENTS Taxable Total: 100% Alberta School Foundation Fund | 147,700 |



2020 Assessment Roll (Valuation Date 1-July, 2020) 2021 Taxation Year, Wheatland County

Assessment Year: 2020
Tax Year: 2021

| Roll | Legal Address | Total |
|---------|--|---------|
| 5148601 | 5345N D 11,12 SW-18-22-22-4 6,804 Sq. Feet 124 C. PROWSE AVE | |
| | R LAND T 104 RESIDENTIAL VACANT LAND Taxable Total: 100% Alberta School Foundation Fund | 16,200 |
| 5148603 | 5345N D 13-17 SW-18-22-22-4 17,011 Sq. Feet 128 C. PROWSE AVE | |
| | R LAND & IMPROVEMENTS T 103 RESIDENTIAL LAND & IMPROVEMENTS Taxable Total: 100% Alberta School Foundation Fund | 74,600 |
| 5148607 | 5345N D 18,19 SW-18-22-22-4 6,804 Sq. Feet 129 8 AVE | |
| | R LAND & IMPROVEMENTS T 103 RESIDENTIAL LAND & IMPROVEMENTS Taxable Total: 100% Alberta School Foundation Fund | 114,400 |
| 5148608 | 5345N D 20,21 SW-18-22-22-4 6,804 Sq. Feet 125 8 AVE | |
| | R LAND & IMPROVEMENTS T 103 RESIDENTIAL LAND & IMPROVEMENTS Taxable Total: 100% Alberta School Foundation Fund | 97,800 |
| 5148609 | 5345N D 22-24 SW-18-22-22-4 10,206 Sq. Feet 121 8 AVE | |
| | R LAND & IMPROVEMENTS T 103 RESIDENTIAL LAND & IMPROVEMENTS Taxable Total: 100% Alberta School Foundation Fund | 155,200 |
| 5148611 | 5345N D 25,26 SW-18-22-22-4 6,804 Sq. Feet 117 8 AVE | |
| | R LAND & IMPROVEMENTS T 103 RESIDENTIAL LAND & IMPROVEMENTS Taxable Total: 100% Alberta School Foundation Fund | 99,500 |
| 5148613 | 5345N D 27-29 SW-18-22-22-4 10,206 Sq. Feet 113 8 AVE | |
| | R LAND & IMPROVEMENTS T 103 RESIDENTIAL LAND & IMPROVEMENTS Taxable Total: 100% Alberta School Foundation Fund | 140,700 |
| 5148615 | 5345N D 30-32 SW-18-22-22-4 10,205 Sq. Feet 105 8 AVE | |
| | R LAND & IMPROVEMENTS T 103 RESIDENTIAL LAND & IMPROVEMENTS Taxable Total: 100% Alberta School Foundation Fund | 200,200 |
| 5148617 | 5345N D 33,34 SW-18-22-22-4 7,432 Sq. Feet 101 8 AVE | |
| | R LAND & IMPROVEMENTS T 103 RESIDENTIAL LAND & IMPROVEMENTS Taxable Total: | 138,400 |



2020 Assessment Roll (Valuation Date 1-July, 2020) 2021 Taxation Year, Wheatland County

Assessment Year: 2020
Tax Year: 2021

| Roll | Legal Address | Total |
|---------|---|---------|
| | 100% Alberta School Foundation Fund | |
| 5148619 | 5345N E 1-4 SW-18-22-22-4 14,236 Sq. Feet 104 8 AVE | |
| R | LAND & IMPROVEMENTS T 103 RESIDENTIAL LAND & IMPROVEMENTS Taxable Total: 100% Alberta School Foundation Fund | 116,800 |
| 5148622 | 5345N E 5,6 SW-18-22-22-4 6,803 Sq. Feet 112 8 AVE | |
| R | LAND & IMPROVEMENTS T 103 RESIDENTIAL LAND & IMPROVEMENTS Taxable Total: 100% Alberta School Foundation Fund | 62,000 |
| 5148625 | 5345N E 7-10 SW-18-22-22-4 13,607 Sq. Feet 120 8 AVE | |
| R | LAND & IMPROVEMENTS T 103 RESIDENTIAL LAND & IMPROVEMENTS Taxable Total: 100% Alberta School Foundation Fund | 166,500 |
| 5148626 | 5345N E 11,12 SW-18-22-22-4 6,803 Sq. Feet 124 8 AVE | |
| R | LAND & IMPROVEMENTS T 103 RESIDENTIAL LAND & IMPROVEMENTS Taxable Total: 100% Alberta School Foundation Fund | 156,400 |
| 5148628 | 5345N E 13-15 SW-18-22-22-4 10,205 Sq. Feet 128 8 AVE | |
| R | LAND & IMPROVEMENTS T 103 RESIDENTIAL LAND & IMPROVEMENTS Taxable Total: 100% Alberta School Foundation Fund | 133,600 |
| 5148630 | 5345N E 16,17 SW-18-22-22-4 6,803 Sq. Feet 132 8 AVE | |
| R | LAND & IMPROVEMENTS T 103 RESIDENTIAL LAND & IMPROVEMENTS Taxable Total: 100% The Golden Hills Reg. Div. 15 | 84,400 |
| 5148631 | 5345N E 18-20 SW-18-22-22-4 10,206 Sq. Feet 129 9 AVE | |
| R | LAND & IMPROVEMENTS T 103 RESIDENTIAL LAND & IMPROVEMENTS Taxable Total: 100% Alberta School Foundation Fund | 155,900 |
| 5148633 | 5345N E 21-23 SW-18-22-22-4 10,205 Sq. Feet 125 9 AVE | |
| R | LAND & IMPROVEMENTS G 173 FEDERAL GIL RESIDENTIAL Grant-In-Lieu Total: 100% Alberta School Foundation Fund | 179,300 |
| 5148634 | 5345N E 24,25 SW-18-22-22-4 6,803 Sq. Feet 117 9 AVE | |



2020 Assessment Roll (Valuation Date 1-July, 2020) 2021 Taxation Year, Wheatland County

Assessment Year: 2020
Tax Year: 2021

| Roll | Legal Address | | | | | Total |
|---------|---------------|---------------------|-----------------|-----------|---|---------------------------------|
| | R | LAND & IMPROVEMENTS | G | 173 | FEDERAL GIL RESIDENTIAL 100% Alberta School Foundation Fund | Grant-In-Lieu Total: 133,600 |
| 5148635 | 5345N E 26-28 | SW-18-22-22-4 | 10,205 Sq. Feet | 113 9 AVE | | |
| | R | LAND & IMPROVEMENTS | G | 173 | FEDERAL GIL RESIDENTIAL 100% Alberta School Foundation Fund | Grant-In-Lieu Total: 178,500 |
| 5148637 | 5345N E 29,30 | SW-18-22-22-4 | 6,812 Sq. Feet | 109 9 AVE | | |
| | R | LAND & IMPROVEMENTS | T | 103 | RESIDENTIAL LAND & IMPROVEMENTS 100% Alberta School Foundation Fund | Taxable Total: 178,900 |
| 5148638 | 5345N E 31,32 | SW-18-22-22-4 | 6,812 Sq. Feet | 105 9 AVE | | |
| | R | LAND & IMPROVEMENTS | T | 103 | RESIDENTIAL LAND & IMPROVEMENTS 100% Alberta School Foundation Fund | Taxable Total: 20,500 |
| 5148640 | 5345N E 33,34 | SW-18-22-22-4 | 7,436 Sq. Feet | 101 9 AVE | | |
| | R | LAND | T | 104 | RESIDENTIAL VACANT LAND 100% Alberta School Foundation Fund | Taxable Total: 17,100 |
| 5148642 | 5345N F 1-4 | SW-18-22-22-4 | 13,172 Sq. Feet | 204 8 AVE | | |
| | R | LAND & IMPROVEMENTS | T | 103 | RESIDENTIAL LAND & IMPROVEMENTS 100% Alberta School Foundation Fund | Taxable Total: 149,600 |
| 5148644 | 5345N F 5-7 | SW-18-22-22-4 | 9,879 Sq. Feet | 212 8 AVE | | |
| | R | LAND & IMPROVEMENTS | T | 103 | RESIDENTIAL LAND & IMPROVEMENTS 100% Alberta School Foundation Fund | Taxable Total: 117,900 |
| 5148646 | 5345N F 8-11 | SW-18-22-22-4 | 13,172 Sq. Feet | 220 8 AVE | Healing Touch Studio | |
| | R | LAND & IMPROVEMENTS | T | 103 | RESIDENTIAL LAND & IMPROVEMENTS | 221,350 |
| | NR | | T | 105 | NON-RESEIDENTIAL LAND & IMPROVEMENTS 100% Alberta School Foundation Fund | 53,250 |
| 5148649 | 5345N F 12,13 | SW-18-22-22-4 | 6,586 Sq. Feet | 224 8 AVE | | Taxable Total: 274,600 |
| | R | LAND & IMPROVEMENTS | T | 103 | RESIDENTIAL LAND & IMPROVEMENTS 100% Alberta School Foundation Fund | Taxable Total: 76,000 |



2020 Assessment Roll (Valuation Date 1-July, 2020) 2021 Taxation Year, Wheatland County

Assessment Year: 2020
Tax Year: 2021

| Roll | Legal Address | Total |
|---------|---|---------|
| 5148650 | 5345N F 14-17 SW-18-22-22-4 13,381 Sq. Feet 228 8 AVE | |
| | R LAND & IMPROVEMENTS T 103 RESIDENTIAL LAND & IMPROVEMENTS Taxable Total: 100% Alberta School Foundation Fund | 56,500 |
| 5148653 | 5345N F 18-20 SW-18-22-22-4 10,095 Sq. Feet 229 9 AVE | |
| | R LAND & IMPROVEMENTS T 103 RESIDENTIAL LAND & IMPROVEMENTS Taxable Total: 100% Alberta School Foundation Fund | 189,200 |
| 5148655 | 5345N F 21-24 SW-18-22-22-4 13,172 Sq. Feet 225 9 AVE | |
| | R LAND & IMPROVEMENTS T 103 RESIDENTIAL LAND & IMPROVEMENTS Taxable Total: 100% Alberta School Foundation Fund | 186,900 |
| 5148657 | 5345N F 25-28 SW-18-22-22-4 13,172 Sq. Feet 213 9 AVE | |
| | R LAND & IMPROVEMENTS T 103 RESIDENTIAL LAND & IMPROVEMENTS Taxable Total: 100% Alberta School Foundation Fund | 206,200 |
| 5148659 | 5345N F 29-31 SW-18-22-22-4 9,879 Sq. Feet 205 9 AVE | |
| | R LAND T 104 RESIDENTIAL VACANT LAND Taxable Total: 100% Alberta School Foundation Fund | 20,500 |
| 5148662 | 5345N F 32-34 SW-18-22-22-4 9,879 Sq. Feet 201 9 AVE | |
| | R LAND & IMPROVEMENTS T 103 RESIDENTIAL LAND & IMPROVEMENTS Taxable Total: 100% Alberta School Foundation Fund | 149,400 |
| 5148664 | 1465AD G 1-3 SW-18-22-22-4 10,085 Sq. Feet 304 8 AVE | |
| | R LAND & IMPROVEMENTS T 103 RESIDENTIAL LAND & IMPROVEMENTS Taxable Total: 100% Alberta School Foundation Fund | 113,100 |
| 5148666 | 1465AD G 4-6 SW-18-22-22-4 10,085 Sq. Feet 312 8 AVE | |
| | R LAND & IMPROVEMENTS T 103 RESIDENTIAL LAND & IMPROVEMENTS Taxable Total: 100% Alberta School Foundation Fund | 124,700 |
| 5148668 | 1465AD G 7,8 SW-18-22-22-4 6,724 Sq. Feet 316 8 AVE | |
| | R LAND & IMPROVEMENTS T 103 RESIDENTIAL LAND & IMPROVEMENTS Taxable Total: | 86,100 |



2020 Assessment Roll (Valuation Date 1-July, 2020) 2021 Taxation Year, Wheatland County

Assessment Year: 2020
Tax Year: 2021

| Roll | Legal Address | Total |
|---------|---|---------|
| | 100% Alberta School Foundation Fund | |
| 5148669 | 1465AD G 9-11 SW-18-22-22-4 10,026 Sq. Feet 320 8 AVE | |
| R | LAND & IMPROVEMENTS T 103 RESIDENTIAL LAND & IMPROVEMENTS Taxable Total: 100% Alberta School Foundation Fund | 91,600 |
| 5148672 | 1465AD G 12,13 SW-18-22-22-4 6,724 Sq. Feet 317 9 AVE | |
| R | LAND & IMPROVEMENTS T 103 RESIDENTIAL LAND & IMPROVEMENTS Taxable Total: 100% Alberta School Foundation Fund | 25,400 |
| 5148673 | 1465AD G 14-16 SW-18-22-22-4 10,085 Sq. Feet 313 9 AVE | |
| R | LAND & IMPROVEMENTS T 103 RESIDENTIAL LAND & IMPROVEMENTS Taxable Total: 100% Alberta School Foundation Fund | 47,800 |
| 5148675 | 1465AD G 17 SW-18-22-22-4 3,362 Sq. Feet 309 9 AVE | |
| R | LAND & IMPROVEMENTS T 103 RESIDENTIAL LAND & IMPROVEMENTS Taxable Total: 100% Alberta School Foundation Fund | 55,700 |
| 5148676 | 1465AD G 18-22 SW-18-22-22-4 16,809 Sq. Feet 305 9 AVE | |
| R | LAND & IMPROVEMENTS T 103 RESIDENTIAL LAND & IMPROVEMENTS Taxable Total: 100% Alberta School Foundation Fund | 147,600 |
| 5148680 | 1465AD H 1-3 SW-18-22-22-4 10,140 Sq. Feet 404 8 AVE | |
| R | LAND & IMPROVEMENTS T 103 RESIDENTIAL LAND & IMPROVEMENTS Taxable Total: 100% Alberta School Foundation Fund | 141,200 |
| 5148682 | 1465AD H 4-7 SW-18-22-22-4 13,520 Sq. Feet 412 8TH AVE | |
| R | LAND & IMPROVEMENTS T 103 RESIDENTIAL LAND & IMPROVEMENTS Taxable Total: 100% Alberta School Foundation Fund | 67,400 |
| 5148685 | 1465AD H 8-10 SW-18-22-22-4 10,500 Sq. Feet 420 8 AVE | |
| R | LAND & IMPROVEMENTS T 103 RESIDENTIAL LAND & IMPROVEMENTS Taxable Total: 100% Alberta School Foundation Fund | 112,600 |
| 5148687 | 1465AD H 11-13 SW-18-22-22-4 10,860 Sq. Feet 424 8 AVE | |



2020 Assessment Roll (Valuation Date 1-July, 2020) 2021 Taxation Year, Wheatland County

Assessment Year: 2020
Tax Year: 2021

| Roll | Legal Address | | | | Total |
|---------|----------------|---------------------|-----------------|---|---------|
| | R | LAND & IMPROVEMENTS | T 103 | RESIDENTIAL LAND & IMPROVEMENTS Taxable Total: 100% Alberta School Foundation Fund | 70,000 |
| 5148689 | 1465AD H 14-16 | SW-18-22-22-4 | 9,100 Sq. Feet | Excepting out 2.4 m. out of 16 | |
| | 432 8 AVE | | | | |
| | R | LAND & IMPROVEMENTS | T 103 | RESIDENTIAL LAND & IMPROVEMENTS Taxable Total: 100% Alberta School Foundation Fund | 99,300 |
| 5148691 | 1465AD H 16-19 | SW-18-22-22-4 | 10,140 Sq. Feet | N 2.4M OF 16 | |
| | 436 8 AVE | | | | |
| | R | LAND & IMPROVEMENTS | T 103 | RESIDENTIAL LAND & IMPROVEMENTS Taxable Total: 100% Alberta School Foundation Fund | 163,900 |
| 5148693 | 1465AD H 20-21 | SW-18-22-22-4 | 6,760 Sq. Feet | | |
| | 440 8 AVE | | | | |
| | R | LAND & IMPROVEMENTS | T 103 | RESIDENTIAL LAND & IMPROVEMENTS Taxable Total: 100% Alberta School Foundation Fund | 31,600 |
| 5148695 | 1465AD H 22-25 | SW-18-22-22-4 | 13,520 Sq. Feet | | |
| | 437 9 AVE | | | | |
| | R | LAND & IMPROVEMENTS | T 103 | RESIDENTIAL LAND & IMPROVEMENTS Taxable Total: 100% Alberta School Foundation Fund | 193,200 |
| 5148698 | 1465AD H 26-30 | SW-18-22-22-4 | 16,900 Sq. Feet | | |
| | 429 9 AVE | | | | |
| | R | LAND & IMPROVEMENTS | T 103 | RESIDENTIAL LAND & IMPROVEMENTS Taxable Total: 100% Alberta School Foundation Fund | 96,200 |
| 5148702 | 1465AD H 31-33 | SW-18-22-22-4 | 7,493 Sq. Feet | | |
| | 417 9 AVE | | | | |
| | R | LAND & IMPROVEMENTS | T 103 | RESIDENTIAL LAND & IMPROVEMENTS Taxable Total: 100% Alberta School Foundation Fund | 55,400 |
| 5148704 | 1465AD H 34,35 | SW-18-22-22-4 | 6,760 Sq. Feet | | |
| | 415 9 AVE | | | | |
| | R | LAND & IMPROVEMENTS | T 103 | RESIDENTIAL LAND & IMPROVEMENTS Taxable Total: 100% Alberta School Foundation Fund | 22,100 |
| 5148705 | 1465AD H 36-38 | SW-18-22-22-4 | 10,140 Sq. Feet | | |
| | 413 9 AVE | | | | |
| | R | LAND & IMPROVEMENTS | T 103 | RESIDENTIAL LAND & IMPROVEMENTS Taxable Total: 100% Alberta School Foundation Fund | 104,300 |



2020 Assessment Roll (Valuation Date 1-July, 2020) 2021 Taxation Year, Wheatland County

Assessment Year: 2020
Tax Year: 2021

| Roll | Legal Address | Total |
|---------|---|---------|
| 5148707 | 1465AD H 39,40 SW-18-22-22-4 6,760 Sq. Feet 405 9 AVE | |
| | R LAND & IMPROVEMENTS T 103 RESIDENTIAL LAND & IMPROVEMENTS Taxable Total: 100% Alberta School Foundation Fund | 106,500 |
| 5148709 | 1465AD H 41,42 SW-18-22-22-4 6,760 Sq. Feet 401 9 AVE | |
| | R LAND & IMPROVEMENTS T 103 RESIDENTIAL LAND & IMPROVEMENTS Taxable Total: 100% Alberta School Foundation Fund | 108,900 |
| 5148711 | 1465AD I 1-5 SW-18-22-22-4 16,809 Sq. Feet 308 C. PROWSE AVE | |
| | R LAND & IMPROVEMENTS T 103 RESIDENTIAL LAND & IMPROVEMENTS Taxable Total: 100% Alberta School Foundation Fund | 246,200 |
| 5148713 | 1465AD I 6-8 SW-18-22-22-4 10,085 Sq. Feet 316 C. PROWSE AVE | |
| | R LAND & IMPROVEMENTS T 103 RESIDENTIAL LAND & IMPROVEMENTS Taxable Total: 100% Alberta School Foundation Fund | 154,000 |
| 5148715 | 1465AD I 9,10,11 SW-18-22-22-4 10,085 Sq. Feet 320 C. PROWSE AVE | |
| | R LAND & IMPROVEMENTS T 103 RESIDENTIAL LAND & IMPROVEMENTS Taxable Total: 100% Alberta School Foundation Fund | 70,300 |
| 5148717 | 1465AD I 12,13 SW-18-22-22-4 6,724 Sq. Feet 317 8 AVE | |
| | R LAND & IMPROVEMENTS T 103 RESIDENTIAL LAND & IMPROVEMENTS Taxable Total: 100% Alberta School Foundation Fund | 76,400 |
| 5148718 | 1465AD I 14,15 SW-18-22-22-4 6,724 Sq. Feet 313 8 AVE | |
| | R LAND & IMPROVEMENTS T 103 RESIDENTIAL LAND & IMPROVEMENTS Taxable Total: 100% Alberta School Foundation Fund | 85,800 |
| 5148719 | 1465AD I 16,17 SW-18-22-22-4 6,724 Sq. Feet 309 8 AVE | |
| | R LAND & IMPROVEMENTS T 103 RESIDENTIAL LAND & IMPROVEMENTS Taxable Total: 100% Alberta School Foundation Fund | 53,700 |
| 5148720 | 1465AD I 18,19 SW-18-22-22-4 6,724 Sq. Feet 305 8 AVE | |
| | R LAND & IMPROVEMENTS T 103 RESIDENTIAL LAND & IMPROVEMENTS Taxable Total: | 64,800 |



2020 Assessment Roll (Valuation Date 1-July, 2020) 2021 Taxation Year, Wheatland County

Assessment Year: 2020
Tax Year: 2021

| Roll | Legal Address | Total |
|-------------------------------------|---|--|
| 100% Alberta School Foundation Fund | | |
| 5148721 | 1465AD I 20-22 SW-18-22-22-4 10,085 Sq. Feet 301 8 AVE | |
| R | LAND & IMPROVEMENTS | T 103 RESIDENTIAL LAND & IMPROVEMENTS Taxable Total: 201,400 |
| 100% Alberta School Foundation Fund | | |
| 5148724 | 1465AD K 1-4 SW-18-22-22-4 13,520 Sq. Feet 404 C. PROWSE AVE | |
| R | LAND & IMPROVEMENTS | T 103 RESIDENTIAL LAND & IMPROVEMENTS Taxable Total: 149,400 |
| 100% Alberta School Foundation Fund | | |
| 5148726 | 1465AD K 5,6 SW-18-22-22-4 6,760 Sq. Feet 430 C. PROWSE AVE | PLAYGROUND Gleichen Playground |
| NR | LAND | E 156 SCHOOLS EXEMPT Exempt Total: 17,710 |
| 100% Alberta School Foundation Fund | | |
| 5148729 | 1465AD K 25-28 SW-18-22-22-4 13,520 Sq. Feet 429 8 AVE | |
| R | LAND & IMPROVEMENTS | T 103 RESIDENTIAL LAND & IMPROVEMENTS Taxable Total: 117,500 |
| 100% Alberta School Foundation Fund | | |
| 5148732 | 1465AD K 29-32 SW-18-22-22-4 14,235 Sq. Feet 421 8 AVE | |
| R | LAND & IMPROVEMENTS | T 103 RESIDENTIAL LAND & IMPROVEMENTS Taxable Total: 139,100 |
| 100% Alberta School Foundation Fund | | |
| 5148735 | 1465AD K 33-36 SW-18-22-22-4 12,878 Sq. Feet 417 8 AVE | |
| R | LAND & IMPROVEMENTS | T 103 RESIDENTIAL LAND & IMPROVEMENTS Taxable Total: 206,700 |
| 100% Alberta School Foundation Fund | | |
| 5148738 | 1465AD K 37-39 SW-18-22-22-4 10,140 Sq. Feet 409 8 AVE | |
| R | LAND & IMPROVEMENTS | T 103 RESIDENTIAL LAND & IMPROVEMENTS Taxable Total: 189,300 |
| 100% Alberta School Foundation Fund | | |
| 5148740 | 1465AD K 40-42 SW-18-22-22-4 10,140 Sq. Feet 401 8 AVE | |
| R | LAND & IMPROVEMENTS | T 103 RESIDENTIAL LAND & IMPROVEMENTS Taxable Total: 176,900 |
| 100% Alberta School Foundation Fund | | |
| 5148742 | 1465AD L 1-5 SW-18-22-22-4 16,809 Sq. Feet 304 HASKAYNE AVE | |



2020 Assessment Roll (Valuation Date 1-July, 2020) 2021 Taxation Year, Wheatland County

Assessment Year: 2020
Tax Year: 2021

| Roll | Legal Address | | | | | Total |
|---------|----------------|--|---|-----|---|---------|
| | R | LAND & IMPROVEMENTS | T | 103 | RESIDENTIAL LAND & IMPROVEMENTS Taxable Total: 100% Alberta School Foundation Fund | 132,000 |
| 5148745 | 1465AD L 6 - 9 | SW-18-22-22-4 13,447 Sq. Feet 316 HASKAYNE AVE | | | | |
| | R | LAND & IMPROVEMENTS | T | 103 | RESIDENTIAL LAND & IMPROVEMENTS Taxable Total: 100% Alberta School Foundation Fund | 236,700 |
| 5148747 | 1465AD L 10,11 | SW-18-22-22-4 6,724 Sq. Feet 320 HASKAYNE AVE | | | | |
| | R | LAND & IMPROVEMENTS | T | 103 | RESIDENTIAL LAND & IMPROVEMENTS Taxable Total: 100% Alberta School Foundation Fund | 24,200 |
| 5148748 | 1465AD L 12-22 | SW-18-22-22-4 36,980 Sq. Feet 310 C. PROWSE AVE | | | GLEICHEN PARK Gleichen Central Park | |
| | NR | LAND | E | 157 | PUBLIC PARKS EXEMPT 100% Alberta School Foundation Fund | 45,350 |
| 5148750 | 1465AD M 1-5 | SW-18-22-22-4 16,250 Sq. Feet 408 HASKAYNE AVE | | | | |
| | R | LAND & IMPROVEMENTS | T | 103 | RESIDENTIAL LAND & IMPROVEMENTS Taxable Total: 100% Alberta School Foundation Fund | 199,500 |
| 5148754 | 1465AD M 6,7 | SW-18-22-22-4 6,500 Sq. Feet 416 HASKAYNE AVE | | | | |
| | R | LAND & IMPROVEMENTS | T | 103 | RESIDENTIAL LAND & IMPROVEMENTS Taxable Total: 100% The Golden Hills Reg. Div. 15 | 37,000 |
| 5148755 | 1465AD M 8-10 | SW-18-22-22-4 9,750 Sq. Feet 420 HASKAYNE AVE | | | | |
| | R | LAND & IMPROVEMENTS | T | 103 | RESIDENTIAL LAND & IMPROVEMENTS Taxable Total: 100% Alberta School Foundation Fund | 99,600 |
| 5148757 | 1465AD M 11,12 | SW-18-22-22-4 7,729 Sq. Feet 424 HASKAYNE AVE | | | | |
| | R | LAND & IMPROVEMENTS | T | 103 | RESIDENTIAL LAND & IMPROVEMENTS Taxable Total: 100% Alberta School Foundation Fund | 134,900 |
| 5148758 | 1465AD M 19-21 | SW-18-22-22-4 8,125 Sq. Feet 403 C. PROWSE AVE | | | N1/2 of 21 | |
| | R | LAND & IMPROVEMENTS | T | 103 | RESIDENTIAL LAND & IMPROVEMENTS Taxable Total: 100% The Golden Hills Reg. Div. 15 | 179,900 |



2020 Assessment Roll (Valuation Date 1-July, 2020) 2021 Taxation Year, Wheatland County

Assessment Year: 2020
Tax Year: 2021

| Roll | Legal Address | Total |
|---------|---|--------------------------------|
| 5148760 | 1465AD M 21-23 SW-18-22-22-4 8,125 Sq. Feet 401 C. PROWSE AVE | S1/2 of lot 21 |
| | R LAND & IMPROVEMENTS T 103 RESIDENTIAL LAND & IMPROVEMENTS Taxable Total: 100% Alberta School Foundation Fund | 193,700 |
| 5148762 | 8210968 1 1,2 SW-18-22-22-4 12,456 Sq. Feet 442 9 AVE | Lots 1&2 tied by bldg-2 Titles |
| | R LAND & IMPROVEMENTS T 103 RESIDENTIAL LAND & IMPROVEMENTS Taxable Total: 100% Alberta School Foundation Fund | 160,800 |
| 5148764 | 8210968 1 3 SW-18-22-22-4 5,812 Sq. Feet 434 9 AVE | |
| | R LAND & IMPROVEMENTS T 103 RESIDENTIAL LAND & IMPROVEMENTS Taxable Total: 100% Alberta School Foundation Fund | 196,000 |
| 5148765 | 1912083 1 14 SW-18-22-22-4 11,624 Sq. Feet 430 9 AVE | |
| | R LAND & IMPROVEMENTS T 103 RESIDENTIAL LAND & IMPROVEMENTS Taxable Total: 100% Alberta School Foundation Fund | 161,100 |
| 5148767 | 8210968 1 6 SW-18-22-22-4 5,812 Sq. Feet 422 9 AVE | |
| | R LAND T 104 RESIDENTIAL VACANT LAND Taxable Total: 100% Alberta School Foundation Fund | 14,800 |
| 5148768 | 8210968 1 7 SW-18-22-22-4 5,812 Sq. Feet 418 9 AVE | |
| | R LAND T 104 RESIDENTIAL VACANT LAND Taxable Total: 100% Alberta School Foundation Fund | 14,800 |
| 5148769 | 8210968 1 8 SW-18-22-22-4 5,812 Sq. Feet 414 9 AVE | |
| | R LAND & IMPROVEMENTS T 103 RESIDENTIAL LAND & IMPROVEMENTS Taxable Total: 100% Alberta School Foundation Fund | 171,100 |
| 5148770 | 9210304 1 13 SW-18-22-22-4 8,719 Sq. Feet 410 9 AVE | |
| | NR LAND E 155 WHEATLAND COUNTY EXEMPT Exempt Total: 100% Alberta School Foundation Fund | 18,860 |
| 5148771 | 9210304 1 12 SW-18-22-22-4 9,533 Sq. Feet 402 9 AVE | |
| | R LAND & IMPROVEMENTS G 173 FEDERAL GIL RESIDENTIAL Grant-In-Lieu Total: | 223,800 |



2020 Assessment Roll (Valuation Date 1-July, 2020) 2021 Taxation Year, Wheatland County

Assessment Year: 2020
Tax Year: 2021

| Roll | Legal Address | | | | Total |
|---------|---------------|---------------------|-------------------------------------|--|---------|
| | | | 100% Alberta School Foundation Fund | | |
| 5148772 | 8210968 2 1 | SW-18-22-22-4 | 6,935 Sq. Feet | | |
| | 318 9 AVE | | | | |
| | R | LAND & IMPROVEMENTS | T 103 | RESIDENTIAL LAND & IMPROVEMENTS Taxable Total: | 175,800 |
| | | | | 100% Alberta School Foundation Fund | |
| 5148773 | 8210968 2 2 | SW-18-22-22-4 | 6,587 Sq. Feet | | |
| | 314 9 AVE | | | | |
| | R | LAND & IMPROVEMENTS | T 103 | RESIDENTIAL LAND & IMPROVEMENTS Taxable Total: | 38,900 |
| | | | | 100% Alberta School Foundation Fund | |
| 5148774 | 9210304 2 7 | SW-18-22-22-4 | 9,882 Sq. Feet | | |
| | 310 9 AVE | | | | |
| | R | LAND & IMPROVEMENTS | G 173 | FEDERAL GIL RESIDENTIAL Grant-In-Lieu Total: | 222,500 |
| | | | | 100% Alberta School Foundation Fund | |
| 5148775 | 9210304 2 6 | SW-18-22-22-4 | 10,230 Sq. Feet | | |
| | 302 9 AVE | | | | |
| | R | LAND & IMPROVEMENTS | T 103 | RESIDENTIAL LAND & IMPROVEMENTS Taxable Total: | 221,100 |
| | | | | 100% Alberta School Foundation Fund | |
| 5148776 | 8210968 3 1 | SW-18-22-22-4 | 6,935 Sq. Feet | | |
| | 230 9 AVE | | | | |
| | R | LAND & IMPROVEMENTS | T 103 | RESIDENTIAL LAND & IMPROVEMENTS Taxable Total: | 212,600 |
| | | | | 100% Alberta School Foundation Fund | |
| 5148777 | 8210968 3 2 | SW-18-22-22-4 | 6,200 Sq. Feet | | |
| | 226 9 AVE | | | | |
| | R | LAND & IMPROVEMENTS | T 103 | RESIDENTIAL LAND & IMPROVEMENTS Taxable Total: | 114,200 |
| | | | | 100% Alberta School Foundation Fund | |
| 5148778 | 8210968 3 3 | SW-18-22-22-4 | 6,200 Sq. Feet | | |
| | 222 9 AVE | | | | |
| | R | LAND | T 104 | RESIDENTIAL VACANT LAND Taxable Total: | 15,300 |
| | | | | 100% Alberta School Foundation Fund | |
| 5148779 | 8210968 3 4 | SW-18-22-22-4 | 6,200 Sq. Feet | | |
| | 218 9 AVE | | | | |
| | R | LAND | T 104 | RESIDENTIAL VACANT LAND Taxable Total: | 15,300 |
| | | | | 100% Alberta School Foundation Fund | |
| 5148780 | 8210968 3 5 | SW-18-22-22-4 | 6,200 Sq. Feet | | |
| | 214 9 AVE | | | | |



2020 Assessment Roll (Valuation Date 1-July, 2020) 2021 Taxation Year, Wheatland County

Assessment Year: 2020
Tax Year: 2021

| Roll | Legal Address | | | | Total |
|---------|---------------|---|-------|---|---------|
| | R | LAND & IMPROVEMENTS | T 103 | RESIDENTIAL LAND & IMPROVEMENTS Taxable Total: 100% Alberta School Foundation Fund | 242,700 |
| 5148781 | 8210968 3 6 | SW-18-22-22-4 6,200 Sq. Feet 210 9 AVE | | | |
| | R | LAND & IMPROVEMENTS | T 103 | RESIDENTIAL LAND & IMPROVEMENTS Taxable Total: 100% Alberta School Foundation Fund | 242,300 |
| 5148782 | 8210968 3 7 | SW-18-22-22-4 6,200 Sq. Feet 206 9 AVE | | | |
| | R | LAND | T 104 | RESIDENTIAL VACANT LAND Taxable Total: 100% Alberta School Foundation Fund | 15,300 |
| 5148783 | 8210968 3 8 | SW-18-22-22-4 6,976 Sq. Feet 202 9 AVE | | | |
| | R | LAND & IMPROVEMENTS | T 103 | RESIDENTIAL LAND & IMPROVEMENTS Taxable Total: 100% Alberta School Foundation Fund | 238,900 |
| 5148784 | 8210968 4 1 | SW-18-22-22-4 6,239 Sq. Feet 134 9 AVE | | | |
| | R | LAND & IMPROVEMENTS | T 103 | RESIDENTIAL LAND & IMPROVEMENTS Taxable Total: 100% Alberta School Foundation Fund | 114,200 |
| 5148785 | 8210968 4 2 | SW-18-22-22-4 5,812 Sq. Feet 130 9 AVE | | | |
| | R | LAND | T 104 | RESIDENTIAL VACANT LAND Taxable Total: 100% Alberta School Foundation Fund | 14,800 |
| 5148786 | 8210968 4 3 | SW-18-22-22-4 5,812 Sq. Feet 126 9 AVE | | | |
| | R | LAND | T 104 | RESIDENTIAL VACANT LAND Taxable Total: 100% Alberta School Foundation Fund | 14,800 |
| 5148787 | 8210968 4 4-9 | SE-13-22-23-4 35,264 Sq. Feet 122 9 AVE | | CHURCH, CONSOL LOTS 4-9 Gleichen Church of Latter Day Saints | |
| | NR | LAND & IMPROVEMENTS | E 164 | RELIGIOUS EXEMPT Exempt Total: 100% Alberta School Foundation Fund | 528,810 |
| 5148794 | 2218JK Z | SW-18-22-22-4 10.95 Acres 500 HASKAYNE AVE | | Former Bow Valley School Former Gleichen School site | |
| | NR | LAND | E 155 | WHEATLAND COUNTY EXEMPT Exempt Total: 100% Alberta School Foundation Fund | 152,990 |



2020 Assessment Roll (Valuation Date 1-July, 2020) 2021 Taxation Year, Wheatland County

Assessment Year: 2020
Tax Year: 2021

| Roll | Legal Address | | | | | Total |
|---------|---------------------------|---------------------|---|--|----------------|-----------|
| 5148795 | SW-18-22-22-4 | 29.40 Acres | GLEICHEN ARENA & CURLING RINK Gleichen Arena & Curling Rink | | | |
| | 502 8 AVE | | | | | |
| | NR | LAND & IMPROVEMENTS | E 155 | WHEATLAND COUNTY EXEMPT 100% Alberta School Foundation Fund | Exempt Total: | 2,078,850 |
| 5148796 | SW-18-22-22-4 | 3.00 Acres | GLEICHEN CEMETARY Gleichen Cemetery | | | |
| | 600 HASKAYNE AVE | | | | | |
| | NR | LAND | E 155 | WHEATLAND COUNTY EXEMPT 100% Alberta School Foundation Fund | Exempt Total: | 91,930 |
| 5148797 | SW-18-22-22-4 | 28.71 Acres | GLEICHEN Storm Drainage Canal | | | |
| | NR | LAND | E 155 | WHEATLAND COUNTY EXEMPT 100% Alberta School Foundation Fund | Exempt Total: | 161,110 |
| 5148800 | 6152AC 1-3 SE-13-22-23-4 | 10,020 Sq. Feet | | | | |
| | 152 N. RAILWAY ST | | | | | |
| | R | LAND | T 104 | RESIDENTIAL VACANT LAND 100% Alberta School Foundation Fund | Taxable Total: | 26,700 |
| 5148801 | 6152AC 4-6 SE-13-22-23-4 | 10,020 Sq. Feet | | | | |
| | 146 N. RAILWAY ST | | | | | |
| | R | LAND & IMPROVEMENTS | T 103 | RESIDENTIAL LAND & IMPROVEMENTS 100% Alberta School Foundation Fund | Taxable Total: | 60,000 |
| 5148803 | 6152AC O 7 SE-13-22-23-4 | 3,000 Sq. Feet | | | | |
| | 159 GLEICHEN ST | | | | | |
| | R | LAND & IMPROVEMENTS | T 103 | RESIDENTIAL LAND & IMPROVEMENTS 100% Alberta School Foundation Fund | Taxable Total: | 148,600 |
| 5148804 | 6152AC 8-12 SE-13-22-23-4 | 17,040 Sq. Feet | | | | |
| | 161 GLEICHEN ST | | | | | |
| | R | LAND & IMPROVEMENTS | T 103 | RESIDENTIAL LAND & IMPROVEMENTS 100% Alberta School Foundation Fund | Taxable Total: | 93,200 |
| 5148809 | SE-13-22-23-4 | 1.00 Acres | | | | |
| | 140 N. RAILWAY ST | | | | | |
| | R | LAND & IMPROVEMENTS | T 103 | RESIDENTIAL LAND & IMPROVEMENTS 100% Alberta School Foundation Fund | Taxable Total: | 129,600 |
| 5148810 | SE-13-22-23-4 | 1.90 Acres | | | | |
| | 112 N. RAILWAY ST | | | | | |
| | R | LAND & IMPROVEMENTS | T 103 | RESIDENTIAL LAND & IMPROVEMENTS | Taxable Total: | 200,700 |



2020 Assessment Roll (Valuation Date 1-July, 2020) 2021 Taxation Year, Wheatland County

Assessment Year: 2020
Tax Year: 2021

| Roll | Legal Address | | | | | | Total |
|---------|------------------|---------------------------|---|-------------------------------------|---|--|---------|
| | | | | 100% Alberta School Foundation Fund | | | |
| 5148819 | 8111168 B | SE-13-22-23-4 13.55 Acres | | | South of Railway Station Grounds- Gleichen | | |
| | NR | LAND | G | 174 | FEDERAL GIL NON-RESIDENTIAL Grant-In-Lieu Total: | | 142,300 |
| | | | | | 100% Alberta School Foundation Fund | | |
| 5148820 | SE-13-22-23-4 | 20.49 Acres | | | GLEICHEN CPR STATION GROUNDS Station Grounds- Gleichen | | |
| | NR | LAND & IMPROVEMENTS | G | 174 | FEDERAL GIL NON-RESIDENTIAL Grant-In-Lieu Total: | | 176,200 |
| | | | | | 100% Alberta School Foundation Fund | | |
| 5148821 | SE-13-22-23-4 | 0.02 Acres | | | FONABROOB1 LEASE Rogers/Sprint Lease- Fonabbroob1 Sprint Canada | | |
| | NR | LAND & IMPROVEMENTS | T | 105 | NON-RESEIDENTIAL LAND & IMPROVEMENTS Total: | | 169,790 |
| | | | | | 100% Alberta School Foundation Fund | | |
| 5148822 | SE-13-22-23-4 | 6,534 Sq. Feet | | | | | |
| | 109 MAIN ST | | | | | | |
| | NR | LAND | E | 155 | WHEATLAND COUNTY EXEMPT Exempt Total: | | 15,780 |
| | | | | | 100% Alberta School Foundation Fund | | |
| 5148823 | SE-13-22-23-4 | 0.27 Acres | | | | | |
| | 417 MAIN ST | | | | | | |
| | NR | LAND | E | 155 | WHEATLAND COUNTY EXEMPT Exempt Total: | | 22,530 |
| | | | | | 100% Alberta School Foundation Fund | | |
| 5148824 | SE-13-22-23-4 | 0.08 Acres | | | MS-ABBROO0201 LEASE Bell Canada CPR Lease MS-ABBROO0201 Bell Canada | | |
| | NR | LAND & IMPROVEMENTS | T | 105 | NON-RESEIDENTIAL LAND & IMPROVEMENTS Total: | | 206,400 |
| | | | | | 100% Alberta School Foundation Fund | | |
| 5148825 | SE-13-22-23-4 | 0.14 Acres | | | GLEICHEN WATER TREATMENT PLANT Gleichen Water Treatment Plant | | |
| | 415 3 AVE | | | | | | |
| | NR | LAND & IMPROVEMENTS | E | 155 | WHEATLAND COUNTY EXEMPT Exempt Total: | | 53,810 |
| | | | | | 100% Alberta School Foundation Fund | | |
| 5148826 | SE-13-22-23-4 | 28.97 Acres | | | GLEICHEN FIRE HALL Gleichen & District Fire Hall | | |
| | 405 3 AVE | | | | | | |
| | NR | LAND & IMPROVEMENTS | E | 155 | WHEATLAND COUNTY EXEMPT Exempt Total: | | 438,470 |
| | | | | | 100% Alberta School Foundation Fund | | |
| 5148827 | SE-13-22-23-4 | 1.55 Acres | | | GLEICHEN ART & R.V. PARK Gleichen Entrance Park | | |
| | 525 HASKAYNE AVE | | | | | | |



2020 Assessment Roll (Valuation Date 1-July, 2020) 2021 Taxation Year, Wheatland County

Assessment Year: 2020
Tax Year: 2021

| Roll | Legal Address | | | | | | Total |
|---------|-------------------|--------------------------|--|-----|-------------------------------------|----------------|---------|
| 5148828 | NR | LAND | E | 155 | WHEATLAND COUNTY EXEMPT | Exempt Total: | 58,610 |
| | | | | | 100% Alberta School Foundation Fund | | |
| | SE-13-22-23-4 | 0.25 Acres | | | | | |
| 5148829 | R | LAND | T | 104 | RESIDENTIAL VACANT LAND | Taxable Total: | 15,300 |
| | | | | | 100% Alberta School Foundation Fund | | |
| | SW-13-22-23-4 | 11.71 Acres | | | | | |
| | 222033 RGE RD 231 | | NORtheast OF RLwy & STAT. GRNDS Gleichen Waste Transfer Site | | | | |
| 5150000 | NR | LAND & IMPROVEMENTS | E | 158 | WASTE TRANSFER SITES EXEMPT | Exempt Total: | 155,380 |
| | | | | | 100% Alberta School Foundation Fund | | |
| | NE-1-23-23-4 | 140.00 Acres | | | | | |
| 5150010 | F | LAND | T | 1 | FARMLAND | Taxable Total: | 28,870 |
| | | | | | 100% Alberta School Foundation Fund | | |
| | 1210294 1 1 | NE-1-23-23-4 20.00 Acres | | | | | |
| | 230042 HWY 1 | | SOUTHERN PART | | | | |
| | F | LAND & IMPROVEMENTS | T | 1 | FARMLAND | | 2,230 |
| | R | | T | 103 | RESIDENTIAL LAND & IMPROVEMENTS | | 214,670 |
| | | | Taxable Total: | | | | 216,900 |
| | R | | E | 901 | RURAL RESIDENCE EXEMPTION (RAP) | | 2,230 |
| | R | | E | 903 | FARM BUILDING EXEMPT | | 7,040 |
| | | | | | 100% Alberta School Foundation Fund | Exempt Total: | 9,270 |
| | | | Totals: | | | | 226,170 |
| 5151000 | NW-1-23-23-4 | 160.00 Acres | | | | | |
| 5152000 | F | LAND | T | 1 | FARMLAND | Taxable Total: | 27,670 |
| | | | | | 100% Alberta School Foundation Fund | | |
| | SE-1-23-23-4 | 151.21 Acres | | | | | |
| | 230002 HWY 1 | | | | | | |
| | F | LAND & IMPROVEMENTS | T | 1 | FARMLAND | | 26,890 |
| | R | | T | 103 | RESIDENTIAL LAND & IMPROVEMENTS | | 393,190 |
| | | | Taxable Total: | | | | 420,080 |
| | R | | E | 901 | RURAL RESIDENCE EXEMPTION (RAP) | | 92,310 |
| | | | | | 100% Alberta School Foundation Fund | Totals: | 512,390 |
| 5153000 | SW-1-23-23-4 | 150.00 Acres | | | | | |



2020 Assessment Roll (Valuation Date 1-July, 2020) 2021 Taxation Year, Wheatland County

Assessment Year: 2020
Tax Year: 2021

| Roll | Legal Address | | | | | Total |
|---------|--------------------------|---------------------|---|-----|-------------------------------------|-----------------------------|
| | F | LAND | T | 1 | FARMLAND | Taxable Total: 29,340 |
| | | | | | 100% Alberta School Foundation Fund | |
| 5154000 | NE-2-23-23-4 | 136.20 Acres | | | | |
| | F | LAND | T | 1 | FARMLAND | Taxable Total: 31,150 |
| | | | | | 100% Alberta School Foundation Fund | |
| 5155000 | 9310489 1 NE-2-23-23-4 | 46.00 Acres | | | | 37 ACRES OUT OF SE 11 23 23 |
| | | 230076 RGE RD 231 | | | | |
| | F | LAND & IMPROVEMENTS | T | 1 | FARMLAND | 3,010 |
| | R | | T | 103 | RESIDENTIAL LAND & IMPROVEMENTS | 184,300 |
| | | | | | Taxable Total: | 187,310 |
| | R | | E | 901 | RURAL RESIDENCE EXEMPTION (RAP) | 3,010 |
| | R | | E | 903 | FARM BUILDING EXEMPT | 16,080 |
| | | | | | 100% Alberta School Foundation Fund | |
| | | | | | Exempt Total: | 19,090 |
| | | | | | Totals: | 206,400 |
| 5156000 | NE-2-23-23-4 | 10.35 Acres | | | | SOUTHWEST CORNER |
| | F | LAND | T | 1 | FARMLAND | Taxable Total: 1,620 |
| | | | | | 100% Alberta School Foundation Fund | |
| 5157000 | NW-2-23-23-4 | 95.00 Acres | | | | SOUTHWEST OF CANAL |
| | F | LAND | T | 1 | FARMLAND | Taxable Total: 9,080 |
| | | | | | 100% Alberta School Foundation Fund | |
| 5158000 | NW-2-23-23-4 | 57.25 Acres | | | | NORTHEAST OF CANAL |
| | F | LAND | T | 1 | FARMLAND | Taxable Total: 10,020 |
| | | | | | 100% Alberta School Foundation Fund | |
| 5159000 | SE-2-23-23-4 | 139.68 Acres | | | | |
| | | 230008 RGE RD 231 | | | | |
| | F | LAND & IMPROVEMENTS | T | 1 | FARMLAND | 23,710 |
| | R | | T | 103 | RESIDENTIAL LAND & IMPROVEMENTS | 218,560 |
| | | | | | Taxable Total: | 242,270 |
| | R | | E | 901 | RURAL RESIDENCE EXEMPTION (RAP) | 26,140 |
| | | | | | 100% Alberta School Foundation Fund | |
| | | | | | Totals: | 268,410 |
| 5159010 | 1111032 1 1 SE-2-23-23-4 | 5.91 Acres | | | | NE Corner - E of WaterWay |



2020 Assessment Roll (Valuation Date 1-July, 2020) 2021 Taxation Year, Wheatland County

Assessment Year: 2020
Tax Year: 2021

| Roll | Legal Address | | | | | | Total |
|---------|--------------------|---------------------|--------------|--|---------------------------------------|--------------------------------|---------|
| 5159500 | F | LAND | | | T 1 FARMLAND | Taxable Total: | 810 |
| | | | | | 100% Alberta School Foundation Fund | | |
| | IRR483 RW 23 | SE-2-23-23-4 | 6.30 Acres | | | Canal ROW - East side | |
| 5159510 | NR | LAND | | | E 167 WESTERN IRRIGATION DIST EXEMPT | Exempt Total: | 6,720 |
| | | | | | 100% Alberta School Foundation Fund | | |
| | IRR88 RW 23 | SE-2-23-23-4 | 19.22 Acres | | | Canal ROW-SE8.32;NW7.75;NE3.15 | |
| 5160000 | NR | LAND | | | E 167 WESTERN IRRIGATION DIST EXEMPT | Exempt Total: | 20,500 |
| | | | | | 100% Alberta School Foundation Fund | | |
| | 1810930 1 1 | SW-2-23-23-4 | 127.23 Acres | | | | |
| | 230005A RGE RD 232 | | | | | | |
| | F | LAND & IMPROVEMENTS | | | T 1 FARMLAND | | 24,140 |
| | R | | | | T 103 RESIDENTIAL LAND & IMPROVEMENTS | | 711,590 |
| | | | | | | Taxable Total: | 735,730 |
| | R | | | | E 901 RURAL RESIDENCE EXEMPTION (RAP) | | 92,310 |
| | | | | | 100% Alberta School Foundation Fund | Totals: | 828,040 |
| 5161000 | SW-2-23-23-4 | | 21.26 Acres | | | | |
| 5161500 | F | LAND | | | T 1 FARMLAND | Taxable Total: | 3,170 |
| | | | | | 100% Alberta School Foundation Fund | | |
| | IRR110 RW 23 | SW-2-23-23-4 | 11.51 Acres | | | CANAL RIGHT OF WAY SOUTHERNLY | |
| 5161510 | NR | LAND | | | E 167 WESTERN IRRIGATION DIST EXEMPT | Exempt Total: | 12,280 |
| | | | | | 100% Alberta School Foundation Fund | | |
| | 1810925 RW 23 | SW-2-23-23-4 | 0.40 Acres | | | CANAL R-O-W NORTH of R#5161500 | |
| 5162000 | NR | LAND | | | E 167 WESTERN IRRIGATION DIST EXEMPT | Exempt Total: | 430 |
| | | | | | 100% Alberta School Foundation Fund | | |
| | NE-3-23-23-4 | | 152.83 Acres | | | NORTHWEST OF CANAL | |
| 5163000 | F | LAND | | | T 1 FARMLAND | Taxable Total: | 33,730 |
| | | | | | 100% Alberta School Foundation Fund | | |
| | NE-3-23-23-4 | | 3.70 Acres | | | SW CORNER | |
| | F | LAND | | | T 1 FARMLAND | Taxable Total: | 520 |



2020 Assessment Roll (Valuation Date 1-July, 2020) 2021 Taxation Year, Wheatland County

Assessment Year: 2020
Tax Year: 2021

| Roll | Legal Address | | | | | Total |
|---------|----------------------------|--------------|-------------------------------------|-----|--------------------------------|-----------------------|
| 5164000 | NW-3-23-23-4 | 83.92 Acres | 100% Alberta School Foundation Fund | | | |
| | | | NORTHWEST OF CANAL | | | |
| | F | LAND | T | 1 | FARMLAND | Taxable Total: 18,520 |
| | | | 100% Alberta School Foundation Fund | | | |
| 5164500 | 1512670 RW 23 NW-3-23-23-4 | 26.64 Acres | Canal ROW-Sec 3 & 2.28ac NE 4 | | | |
| | NR | LAND | E | 167 | WESTERN IRRIGATION DIST EXEMPT | Exempt Total: 28,420 |
| | | | 100% Alberta School Foundation Fund | | | |
| 5165000 | NW-3-23-23-4 | 60.26 Acres | SOUTHWEST OF CANAL | | | |
| | F | LAND | T | 1 | FARMLAND | Taxable Total: 10,210 |
| | | | 100% Alberta School Foundation Fund | | | |
| 5166000 | SE-3-23-23-4 | 77.25 Acres | WEST HALF | | | |
| | F | LAND | T | 1 | FARMLAND | Taxable Total: 14,440 |
| | | | 100% Alberta School Foundation Fund | | | |
| 5167000 | SE-3-23-23-4 | 42.86 Acres | E 1/2 SOUTH OF CANAL | | | |
| | F | LAND | T | 1 | FARMLAND | Taxable Total: 6,760 |
| | | | 100% Alberta School Foundation Fund | | | |
| 5168000 | SE-3-23-23-4 | 29.50 Acres | NORTH WEST OF CANAL | | | |
| | F | LAND | T | 1 | FARMLAND | Taxable Total: 5,850 |
| | | | 100% Alberta School Foundation Fund | | | |
| 5169000 | SW-3-23-23-4 | 158.84 Acres | | | | |
| | F | LAND | T | 1 | FARMLAND | Taxable Total: 33,530 |
| | | | 100% Alberta School Foundation Fund | | | |
| 5170000 | NE-4-23-23-4 | 155.20 Acres | SOUTH EAST OF CANAL | | | |
| | F | LAND | T | 1 | FARMLAND | Taxable Total: 36,570 |
| | | | 100% Alberta School Foundation Fund | | | |
| 5171000 | NE-4-23-23-4 | 1.62 Acres | NORTH WEST OF CANAL | | | |



2020 Assessment Roll (Valuation Date 1-July, 2020) 2021 Taxation Year, Wheatland County

Assessment Year: 2020
Tax Year: 2021

| Roll | Legal Address | | | | | Total |
|---------|---------------|--------------|---|---|-------------------------------------|----------------------------|
| | F | LAND | T | 1 | FARMLAND | Taxable Total: 260 |
| | | | | | 100% Alberta School Foundation Fund | |
| 5172000 | NW-4-23-23-4 | 97.36 Acres | | | | NORTH HALF |
| | F | LAND | T | 1 | FARMLAND | Taxable Total: 9,820 |
| | | | | | 100% Alberta School Foundation Fund | |
| 5173000 | NW-4-23-23-4 | 62.64 Acres | | | | LSD 11 & S 1/2 LSD 12 |
| | F | LAND | T | 1 | FARMLAND | Taxable Total: 11,610 |
| | | | | | 100% Alberta School Foundation Fund | |
| 5175000 | SE-4-23-23-4 | 157.91 Acres | | | | |
| | F | LAND | T | 1 | FARMLAND | Taxable Total: 36,890 |
| | | | | | 100% Alberta School Foundation Fund | |
| 5176000 | SW-4-23-23-4 | 158.91 Acres | | | | |
| | F | LAND | T | 1 | FARMLAND | Taxable Total: 38,210 |
| | | | | | 100% Alberta School Foundation Fund | |
| 5177000 | NE-5-23-23-4 | 160.00 Acres | | | | |
| | F | LAND | T | 1 | FARMLAND | Taxable Total: 11,090 |
| | | | | | 100% Alberta School Foundation Fund | |
| 5178000 | NW-5-23-23-4 | 150.90 Acres | | | | |
| | F | LAND | T | 1 | FARMLAND | Taxable Total: 10,740 |
| | | | | | 100% Alberta School Foundation Fund | |
| 5179000 | SE-5-23-23-4 | 158.52 Acres | | | | NORTH OF RAILWAY |
| | F | LAND | T | 1 | FARMLAND | Taxable Total: 32,850 |
| | | | | | 100% Alberta School Foundation Fund | |
| 5180000 | SW-5-23-23-4 | 130.33 Acres | | | | NORTH OF RAILWAY & RESERVE |
| | F | LAND | T | 1 | FARMLAND | Taxable Total: 10,420 |
| | | | | | 100% Alberta School Foundation Fund | |



2020 Assessment Roll (Valuation Date 1-July, 2020) 2021 Taxation Year, Wheatland County

Assessment Year: 2020
Tax Year: 2021

| Roll | Legal Address | | | | | | Total |
|---------|---------------|---------------------------|----------------------------|-----|-------------------------------------|---------------|---------|
| 5181000 | NE-6-23-23-4 | 159.50 Acres | SOUTH OF LAKE | | | | |
| | NR | LAND | E | 157 | PUBLIC PARKS EXEMPT | Exempt Total: | 479,380 |
| | | | | | 100% Alberta School Foundation Fund | | |
| 5182000 | NW-6-23-23-4 | 123.00 Acres | SOUTH OF LAKE | | | | |
| | NR | LAND | E | 157 | PUBLIC PARKS EXEMPT | Exempt Total: | 510,120 |
| | | | | | 100% Alberta School Foundation Fund | | |
| 5183000 | SE-6-23-23-4 | 99.38 Acres | NORTH OF RAILWAY | | | | |
| | NR | LAND | E | 150 | CROWN LAND & IMPR. EXEMPT | Exempt Total: | 413,120 |
| | | | | | 100% Alberta School Foundation Fund | | |
| 5184000 | RY11 RLY 23 | S -6-23-23-4 25.24 Acres | RAILWAY | | | | |
| | NR | LAND | E | 155 | WHEATLAND COUNTY EXEMPT | Exempt Total: | 135,040 |
| | | | | | 100% Alberta School Foundation Fund | | |
| 5185000 | SW-6-23-23-4 | 67.38 Acres | NORTH OF RAILWAY | | | | |
| | NR | LAND | E | 150 | CROWN LAND & IMPR. EXEMPT | Exempt Total: | 408,790 |
| | | | | | 100% Alberta School Foundation Fund | | |
| 5187000 | 9911155 3 2 | NE-7-23-23-4 137.18 Acres | EAST OF RESERVE | | | | |
| | | 235027 TWP RD 232 | | | | | |
| | F | LAND & IMPROVEMENTS | T | 1 | FARMLAND | | 32,470 |
| | R | | T | 103 | RESIDENTIAL LAND & IMPROVEMENTS | | 329,030 |
| | | | | | Taxable Total: | | 361,500 |
| | R | | E | 901 | RURAL RESIDENCE EXEMPTION (RAP) | | 30,770 |
| | | | | | 100% Alberta School Foundation Fund | Totals: | 392,270 |
| 5187020 | 9911154 3 1 | NE-7-23-23-4 4.50 Acres | NORTHWEST CORNER OF LSD 15 | | | | |
| | | 235039 TWP RD 232 | | | | | |
| | F | LAND & IMPROVEMENTS | T | 1 | FARMLAND | | 350 |
| | R | | T | 103 | RESIDENTIAL LAND & IMPROVEMENTS | | 532,950 |
| | | | | | Taxable Total: | | 533,300 |
| | R | | E | 901 | RURAL RESIDENCE EXEMPTION (RAP) | | 350 |
| | | | | | 100% Alberta School Foundation Fund | Totals: | 533,650 |
| 5188000 | NW-7-23-23-4 | 148.00 Acres | NORTH OF LAKE | | | | |



2020 Assessment Roll (Valuation Date 1-July, 2020) 2021 Taxation Year, Wheatland County

Assessment Year: 2020
Tax Year: 2021

| Roll | Legal Address | | | | | Total |
|---------|---------------|---------------------|-------------|---------------------------------|--------------------|---------|
| | NR | LAND | E 157 | PUBLIC PARKS EXEMPT | Exempt Total: | 552,340 |
| | | | 100% | Alberta School Foundation Fund | | |
| 5188010 | IRR656 RW 23 | W -7-23-23-4 | 6.50 Acres | | W SIDE LSD 11 & 14 | |
| | NR | LAND | E 167 | WESTERN IRRIGATION DIST EXEMPT | Exempt Total: | 6,930 |
| | | | 100% | Alberta School Foundation Fund | | |
| 5189000 | SE-7-23-23-4 | 70.70 Acres | | | WEST PORTION | |
| | | 231022 RGE RD 235 | | | | |
| | F | LAND & IMPROVEMENTS | T 1 | FARMLAND | | 15,430 |
| | R | | T 103 | RESIDENTIAL LAND & IMPROVEMENTS | | 544,360 |
| | | | | | Taxable Total: | 559,790 |
| | R | | E 901 | RURAL RESIDENCE EXEMPTION (RAP) | | 61,540 |
| | | | 100% | Alberta School Foundation Fund | Totals: | 621,330 |
| 5189010 | 8911664 1 | E -7-23-23-4 | 65.30 Acres | | EAST OF LAKE | |
| | NR | LAND | E 154 | PROVINCIAL EXEMPT | Exempt Total: | 375,640 |
| | | | 100% | Alberta School Foundation Fund | | |
| 5190000 | SW-7-23-23-4 | 11.50 Acres | | | NE CORNER | |
| | NR | LAND | E 150 | CROWN LAND & IMPR. EXEMPT | Exempt Total: | 196,870 |
| | | | 100% | Alberta School Foundation Fund | | |
| 5191000 | NE-8-23-23-4 | 151.10 Acres | | | SOUTH OF CANAL | |
| | F | LAND | T 1 | FARMLAND | Taxable Total: | 10,240 |
| | | | 100% | Alberta School Foundation Fund | | |
| 5192000 | NW-8-23-23-4 | 114.60 Acres | | | WEST OF CANAL | |
| | F | LAND | T 1 | FARMLAND | Taxable Total: | 22,400 |
| | | | 100% | Alberta School Foundation Fund | | |
| 5193000 | NW-8-23-23-4 | 34.70 Acres | | | EAST OF CANAL | |
| | F | LAND | T 1 | FARMLAND | Taxable Total: | 2,490 |
| | | | 100% | Alberta School Foundation Fund | | |
| 5194000 | SE-8-23-23-4 | 160.00 Acres | | | | |
| | F | LAND | T 1 | FARMLAND | Taxable Total: | 10,240 |



2020 Assessment Roll (Valuation Date 1-July, 2020) 2021 Taxation Year, Wheatland County

Assessment Year: 2020
Tax Year: 2021

| Roll | Legal Address | | | | | | Total |
|---------|-------------------|-------------------------|-------------------------------------|-----|---------------------------------|----------------|---------|
| | | | 100% Alberta School Foundation Fund | | | | |
| 5195000 | SW-8-23-23-4 | 99.00 Acres | WEST OF CANAL | | | | |
| | 231027 RGE RD 235 | | | | | | |
| | F | LAND & IMPROVEMENTS | T | 1 | FARMLAND | | 19,900 |
| | R | | T | 103 | RESIDENTIAL LAND & IMPROVEMENTS | | 311,800 |
| | | | Taxable Total: | | | | 331,700 |
| | R | | E | 901 | RURAL RESIDENCE EXEMPTION (RAP) | | 42,300 |
| | | | 100% Alberta School Foundation Fund | | | | |
| | | | Totals: | | | | 374,000 |
| 5195010 | 0714753 1 1 | SW-8-23-23-4 4.00 Acres | N.W. Corner LSD 5 | | | | |
| | 231033 RGE RD 235 | | | | | | |
| | R | LAND & IMPROVEMENTS | T | 103 | RESIDENTIAL LAND & IMPROVEMENTS | Taxable Total: | 425,400 |
| | | | 100% Alberta School Foundation Fund | | | | |
| 5196000 | SW-8-23-23-4 | 47.60 Acres | SOUTH AND EAST OF CANAL | | | | |
| | F | LAND | T | 1 | FARMLAND | Taxable Total: | 2,850 |
| | | | 100% Alberta School Foundation Fund | | | | |
| 5197000 | NE-9-23-23-4 | 85.61 Acres | EAST OF CANAL | | | | |
| | F | LAND | T | 1 | FARMLAND | Taxable Total: | 19,520 |
| | | | 100% Alberta School Foundation Fund | | | | |
| 5197010 | 0413183 1 1 | NE-9-23-23-4 2.88 Acres | East of Canal, NE Corner LSD15 | | | | |
| | 233025 TWP RD 232 | | | | | | |
| | R | LAND & IMPROVEMENTS | T | 103 | RESIDENTIAL LAND & IMPROVEMENTS | Taxable Total: | 433,000 |
| | | | 100% Alberta School Foundation Fund | | | | |
| 5198000 | NE-9-23-23-4 | 58.59 Acres | WEST OF CANAL | | | | |
| | F | LAND | T | 1 | FARMLAND | Taxable Total: | 10,050 |
| | | | 100% Alberta School Foundation Fund | | | | |
| 5198500 | 1512670 RW 23 | E-9-23-23-4 20.44 Acres | Canal ROW-E part Sec. 9 | | | | |
| | NR | LAND | E | 167 | WESTERN IRRIGATION DIST EXEMPT | Exempt Total: | 21,800 |
| | | | 100% Alberta School Foundation Fund | | | | |
| 5199000 | NE-9-23-23-4 | 0.01 Acres | SOUTH WEST CORNER | | | | |
| | R | LAND | T | 104 | RESIDENTIAL VACANT LAND | Taxable Total: | 500 |



2020 Assessment Roll (Valuation Date 1-July, 2020) 2021 Taxation Year, Wheatland County

Assessment Year: 2020
Tax Year: 2021

| Roll | Legal Address | | | | | | Total |
|---------|--------------------------|---------------------|-------------------------------------|-----|---------------------------------|----------------|---------|
| | | | 100% Alberta School Foundation Fund | | | | |
| 5200000 | NW-9-23-23-4 | 147.24 Acres | | | | | |
| | F | LAND | T | 1 | FARMLAND | Taxable Total: | 23,040 |
| | | | 100% Alberta School Foundation Fund | | | | |
| 5200010 | 0214083 1 1 NW-9-23-23-4 | 4.35 Acres | NORTH WEST CORNER | | | | |
| | 231077 RGE RD 234 | | | | | | |
| | R | LAND & IMPROVEMENTS | T | 103 | RESIDENTIAL LAND & IMPROVEMENTS | Taxable Total: | 458,400 |
| | | | 100% Alberta School Foundation Fund | | | | |
| 5200500 | 1911557 2 2 N-9-23-23-4 | 7.26 Acres | CANAL ALONG NORTH EDGE | | | | |
| | NR | LAND | E | 167 | WESTERN IRRIGATION DIST EXEMPT | Exempt Total: | 7,360 |
| | | | 100% Alberta School Foundation Fund | | | | |
| 5201000 | SE-9-23-23-4 | 93.44 Acres | WEST OF CANAL | | | | |
| | F | LAND | T | 1 | FARMLAND | Taxable Total: | 21,120 |
| | | | 100% Alberta School Foundation Fund | | | | |
| 5202000 | SE-9-23-23-4 | 51.30 Acres | EAST OF CANAL | | | | |
| | F | LAND | T | 1 | FARMLAND | Taxable Total: | 11,030 |
| | | | 100% Alberta School Foundation Fund | | | | |
| 5202010 | 0815803 1 1 SE-9-23-23-4 | 5.00 Acres | N PTN LSD 8 | | | | |
| | F | LAND | T | 1 | FARMLAND | Taxable Total: | 380 |
| | | | 100% Alberta School Foundation Fund | | | | |
| 5203000 | SW-9-23-23-4 | 160.00 Acres | | | | | |
| | F | LAND | T | 1 | FARMLAND | Taxable Total: | 22,670 |
| | | | 100% Alberta School Foundation Fund | | | | |
| 5204000 | NE-10-23-23-4 | 77.28 Acres | EAST OF CANAL,SOUTH OF ROAD | | | | |
| | F | LAND | T | 1 | FARMLAND | Taxable Total: | 11,320 |
| | | | 100% Alberta School Foundation Fund | | | | |
| 5205000 | NE-10-23-23-4 | 65.22 Acres | WEST OF CANAL | | | | |



2020 Assessment Roll (Valuation Date 1-July, 2020) 2021 Taxation Year, Wheatland County

Assessment Year: 2020
Tax Year: 2021

| Roll | Legal Address | | | | | Total |
|---------|---------------|---------------------|-------------------|---------------------------------------|-------------------|---------|
| | F | LAND | | T 1 FARMLAND | Taxable Total: | 14,600 |
| | | | | 100% Alberta School Foundation Fund | | |
| 5206000 | 9110981 1 | NE-10-23-23-4 | 9.70 Acres | | NORTH EAST CORNER | |
| | F | LAND | | T 1 FARMLAND | Taxable Total: | 800 |
| | | | | 100% Alberta School Foundation Fund | | |
| 5207000 | NW-10-23-23-4 | | 159.00 Acres | | | |
| | F | LAND | | T 1 FARMLAND | Taxable Total: | 35,470 |
| | | | | 100% Alberta School Foundation Fund | | |
| 5208000 | SE-10-23-23-4 | | 80.51 Acres | | WEST OF CANAL | |
| | F | LAND | | T 1 FARMLAND | Taxable Total: | 18,340 |
| | | | | 100% Alberta School Foundation Fund | | |
| 5209000 | SE-10-23-23-4 | | 70.68 Acres | | EAST OF CANAL | |
| | F | LAND | | T 1 FARMLAND | Taxable Total: | 8,600 |
| | | | | 100% Alberta School Foundation Fund | | |
| 5210000 | SW-10-23-23-4 | | 160.00 Acres | | | |
| | F | LAND | | T 1 FARMLAND | Taxable Total: | 37,170 |
| | | | | 100% Alberta School Foundation Fund | | |
| 5211000 | NE-11-23-23-4 | | 159.00 Acres | | | |
| | F | LAND | | T 1 FARMLAND | Taxable Total: | 24,750 |
| | | | | 100% Alberta School Foundation Fund | | |
| 5212000 | NW-11-23-23-4 | | 154.24 Acres | | | |
| | | | 231069 RGE RD 232 | | | |
| | F | LAND & IMPROVEMENTS | | T 1 FARMLAND | | 25,560 |
| | R | | | T 103 RESIDENTIAL LAND & IMPROVEMENTS | | 350,690 |
| | | | | | Taxable Total: | 376,250 |
| | R | | | E 901 RURAL RESIDENCE EXEMPTION (RAP) | | 54,110 |
| | | | | 100% Alberta School Foundation Fund | Totals: | 430,360 |
| 5212010 | 9110093 1 | NW-11-23-23-4 | 3.83 Acres | | NORTH WEST CORNER | |
| | | | 231079 TWP RD 232 | | | |
| | F | LAND & IMPROVEMENTS | | T 1 FARMLAND | | 60 |



2020 Assessment Roll (Valuation Date 1-July, 2020) 2021 Taxation Year, Wheatland County

Assessment Year: 2020
Tax Year: 2021

| Roll | Legal Address | | | | | Total |
|---------|---------------|---------------------|---|------|---------------------------------|----------------------|
| 5213000 | R | | T | 103 | RESIDENTIAL LAND & IMPROVEMENTS | 429,480 |
| | | | | | Taxable Total: | 429,540 |
| | R | | E | 901 | RURAL RESIDENCE EXEMPTION (RAP) | 76,420 |
| | | | | 100% | Alberta School Foundation Fund | Totals: 505,960 |
| 5213000 | SE-11-23-23-4 | 123.00 Acres | | | NORTH 2030 FEET | |
| 5214000 | F | LAND | T | 1 | FARMLAND | 22,460 |
| | | | | 100% | Alberta School Foundation Fund | Taxable Total: |
| | SW-11-23-23-4 | 159.85 Acres | | | | 22,410 |
| 5215000 | F | LAND | T | 1 | FARMLAND | 22,410 |
| | | | | 100% | Alberta School Foundation Fund | Taxable Total: |
| | NE-12-23-23-4 | 159.03 Acres | | | | 32,870 |
| 5216000 | F | LAND | T | 1 | FARMLAND | 35,410 |
| | | | | 100% | Alberta School Foundation Fund | Taxable Total: |
| | NW-12-23-23-4 | 159.23 Acres | | | | 258,160 |
| 5217000 | F | LAND & IMPROVEMENTS | T | 1 | FARMLAND | 35,410 |
| | R | | T | 103 | RESIDENTIAL LAND & IMPROVEMENTS | 258,160 |
| | | | | | Taxable Total: | 293,570 |
| 5218000 | R | | E | 901 | RURAL RESIDENCE EXEMPTION (RAP) | 61,540 |
| | R | | E | 903 | FARM BUILDING EXEMPT | 8,530 |
| | | | | 100% | Alberta School Foundation Fund | Exempt Total: 70,070 |
| | | | | | Totals: | 363,640 |
| 5217000 | SE-12-23-23-4 | 154.95 Acres | | | | |
| | 231028 HWY 1 | | | | | |
| 5218000 | F | LAND & IMPROVEMENTS | T | 1 | FARMLAND | 34,480 |
| | R | | T | 103 | RESIDENTIAL LAND & IMPROVEMENTS | 282,330 |
| | | | | | Taxable Total: | 316,810 |
| 5218000 | R | | E | 901 | RURAL RESIDENCE EXEMPTION (RAP) | 30,770 |
| | | | | 100% | Alberta School Foundation Fund | Totals: 347,580 |
| 5218000 | SW-12-23-23-4 | 160.00 Acres | | | | |
| 5218000 | F | LAND | T | 1 | FARMLAND | 39,240 |
| | | | | 100% | Alberta School Foundation Fund | Taxable Total: |
| | | | | | | |



2020 Assessment Roll (Valuation Date 1-July, 2020) 2021 Taxation Year, Wheatland County

Assessment Year: 2020
Tax Year: 2021

| Roll | Legal Address | | | | | | Total |
|---------|-----------------------|--------------|-------------------------------------|---------------------------------|--|----------------|---------|
| 5219000 | NE-13-23-23-4 | 160.00 Acres | | | | | |
| | 232064 HWY 1 | | | | | | |
| | F LAND & IMPROVEMENTS | | T 1 | FARMLAND | | | 31,130 |
| | R | | T 103 | RESIDENTIAL LAND & IMPROVEMENTS | | | 331,870 |
| | | | Taxable Total: | | | | 363,000 |
| | R | | E 901 | RURAL RESIDENCE EXEMPTION (RAP) | | | 31,130 |
| | R | | E 903 | FARM BUILDING EXEMPT | | | 271,430 |
| | | | 100% Alberta School Foundation Fund | | | | 302,560 |
| | | | Exempt Total: | | | | 302,560 |
| | | | Totals: | | | | 665,560 |
| 5220000 | NW-13-23-23-4 | 153.94 Acres | | | | | |
| | F LAND | | T 1 | FARMLAND | | Taxable Total: | 33,350 |
| | | | 100% Alberta School Foundation Fund | | | | |
| 5221000 | SE-13-23-23-4 | 159.02 Acres | | | | | |
| | F LAND | | T 1 | FARMLAND | | Taxable Total: | 29,140 |
| | | | 100% Alberta School Foundation Fund | | | | |
| 5222000 | SW-13-23-23-4 | 158.94 Acres | | | | | |
| | F LAND | | T 1 | FARMLAND | | Taxable Total: | 32,490 |
| | | | 100% Alberta School Foundation Fund | | | | |
| 5223000 | NE-14-23-23-4 | 152.67 Acres | | | | | |
| | F LAND | | T 1 | FARMLAND | | Taxable Total: | 25,120 |
| | | | 100% Alberta School Foundation Fund | | | | |
| 5224000 | NW-14-23-23-4 | 160.00 Acres | | | | | |
| | F LAND | | T 1 | FARMLAND | | Taxable Total: | 32,770 |
| | | | 100% Alberta School Foundation Fund | | | | |
| 5225000 | SE-14-23-23-4 | 157.70 Acres | | | | | |
| | F LAND | | T 1 | FARMLAND | | Taxable Total: | 31,860 |
| | | | 100% Alberta School Foundation Fund | | | | |
| 5226000 | SW-14-23-23-4 | 137.60 Acres | | | | | |
| | 232017 RGE RD 232 | | | | | | |
| | F LAND & IMPROVEMENTS | | T 1 | FARMLAND | | | 26,690 |



2020 Assessment Roll (Valuation Date 1-July, 2020) 2021 Taxation Year, Wheatland County

Assessment Year: 2020
Tax Year: 2021

| Roll | Legal Address | | | | Total |
|---------|---------------|---------------|-------------------------------------|-----------------------------------|---------|
| | R | T 103 | RESIDENTIAL LAND & IMPROVEMENTS | | 532,560 |
| | | | Taxable Total: | | 559,250 |
| | R | E 901 | RURAL RESIDENCE EXEMPTION (RAP) | | 61,540 |
| | | | 100% Alberta School Foundation Fund | | |
| | | | Totals: | | 620,790 |
| 5226500 | IRR494 RW OT | SW-14-23-23-4 | 26.50 Acres | CANAL: SW18.1ac; NE7.1ac; SE1.3ac | |
| | NR LAND | E 167 | WESTERN IRRIGATION DIST EXEMPT | | 28,270 |
| | | | 100% Alberta School Foundation Fund | | |
| 5226510 | IRR1288 RW 23 | SW-14-23-23-4 | 3.32 Acres | CANAL ROW ON EASTERLY SIDE | |
| | NR LAND | E 167 | WESTERN IRRIGATION DIST EXEMPT | | 3,540 |
| | | | 100% Alberta School Foundation Fund | | |
| 5227000 | 1313189 1 1 | NE-15-23-23-4 | 156.87 Acres | | |
| | F LAND | T 1 | FARMLAND | | 32,880 |
| | | | 100% Alberta School Foundation Fund | | |
| 5227010 | NE-15-23-23-4 | | 3.91 Acres | | |
| | NR LAND | E 167 | WESTERN IRRIGATION DIST EXEMPT | | 4,170 |
| | | | 100% Alberta School Foundation Fund | | |
| 5227015 | NE-15-23-23-4 | | 0.64 Acres | | |
| | R LAND | T 104 | RESIDENTIAL VACANT LAND | | 11,500 |
| | | | 100% Alberta School Foundation Fund | | |
| 5228000 | NW-15-23-23-4 | | 159.97 Acres | | |
| | F LAND | T 1 | FARMLAND | | 34,450 |
| | | | 100% Alberta School Foundation Fund | | |
| 5229000 | 1313189 2 1 | SE-15-23-23-4 | 141.91 Acres | | |
| | F LAND | T 1 | FARMLAND | | 28,550 |
| | | | 100% Alberta School Foundation Fund | | |
| 5229010 | 9913367 A | SE-15-23-23-4 | 19.38 Acres | | |
| | NR LAND | E 167 | WESTERN IRRIGATION DIST EXEMPT | | 108,720 |
| | | | Exempt Total: | | |



2020 Assessment Roll (Valuation Date 1-July, 2020) 2021 Taxation Year, Wheatland County

Assessment Year: 2020
Tax Year: 2021

| Roll | Legal Address | | | | | Total |
|---------|----------------------------|---------------------|---|---------------------------------|----------------|----------------|
| 5230000 | SW-15-23-23-4 134.40 Acres | | 100% Alberta School Foundation Fund EAST OF ROAD | | | |
| | F | LAND | T 1 | FARMLAND | Taxable Total: | 28,740 |
| 5231000 | SW-15-23-23-4 20.08 Acres | | 100% Alberta School Foundation Fund WEST OF ROAD | | | |
| | F | LAND | T 1 | FARMLAND | Taxable Total: | 2,510 |
| 5232000 | NE-16-23-23-4 65.30 Acres | | 100% Alberta School Foundation Fund WEST OF CANAL | | | |
| | F | LAND | T 1 | FARMLAND | Taxable Total: | 4,530 |
| 5233000 | NE-16-23-23-4 64.87 Acres | | EAST OF CANAL | | | |
| | 232076 RGE RD 233 | | | | | |
| | F | LAND & IMPROVEMENTS | T 1 | FARMLAND | | 12,490 |
| | R | | T 103 | RESIDENTIAL LAND & IMPROVEMENTS | | 545,150 |
| | R | | E 901 | RURAL RESIDENCE EXEMPTION (RAP) | Taxable Total: | 557,640 |
| | | | 100% Alberta School Foundation Fund | | | 50,550 |
| | | | Totals: | | | 608,190 |
| 5234000 | NE-16-23-23-4 14.90 Acres | | SOUTHERLY CANAL & S OF CANAL | | | |
| | F | LAND | T 1 | FARMLAND | Taxable Total: | 1,030 |
| 5235000 | NW-16-23-23-4 158.30 Acres | | 100% Alberta School Foundation Fund | | | |
| | F | LAND | T 1 | FARMLAND | Taxable Total: | 31,710 |
| 5236000 | SE-16-23-23-4 55.63 Acres | | EAST OF CANAL | | | |
| | 233016 TWP RD 232 | | | | | |
| | F | LAND & IMPROVEMENTS | T 1 | FARMLAND | | 4,400 |
| | R | | T 103 | RESIDENTIAL LAND & IMPROVEMENTS | | 450,990 |
| | R | | E 901 | RURAL RESIDENCE EXEMPTION (RAP) | Taxable Total: | 455,390 |
| | | | 100% Alberta School Foundation Fund | | | 6,910 |
| | | | Totals: | | | 462,300 |



2020 Assessment Roll (Valuation Date 1-July, 2020) 2021 Taxation Year, Wheatland County

Assessment Year: 2020
Tax Year: 2021

| Roll | Legal Address | | | | Total |
|---------|---------------|---------------------|-------------|--|---------|
| 5236010 | 9411197 1 | SE-16-23-23-4 | 23.66 Acres | SOUTH EAST OF CANAL Former Hammer Hill Trees & Landscaping | |
| | | | | | |
| | F | LAND & IMPROVEMENTS | T 1 | FARMLAND | 2,910 |
| | R | | T 103 | RESIDENTIAL LAND & IMPROVEMENTS | 581,550 |
| | | | | Taxable Total: | 584,460 |
| | R | | E 901 | RURAL RESIDENCE EXEMPTION (RAP) | 2,910 |
| | R | | E 903 | FARM BUILDING EXEMPT | 20,440 |
| | | | 100% | Alberta School Foundation Fund | 23,350 |
| | | | | Exempt Total: | 23,350 |
| | | | | Totals: | 607,810 |
| 5237000 | SE-16-23-23-4 | 56.17 Acres | | WEST OF CANAL | |
| | | | | | |
| | F | LAND | T 1 | FARMLAND | 3,900 |
| | | | 100% | Alberta School Foundation Fund | |
| 5238000 | SW-16-23-23-4 | 159.00 Acres | | | |
| | | | | | |
| | F | LAND | T 1 | FARMLAND | 11,090 |
| | | | 100% | Alberta School Foundation Fund | |
| 5239000 | NE-17-23-23-4 | 160.00 Acres | | | |
| | | | | | |
| | F | LAND | T 1 | FARMLAND | 25,620 |
| | | | 100% | Alberta School Foundation Fund | |
| 5240000 | NW-17-23-23-4 | 160.00 Acres | | | |
| | | | | | |
| | F | LAND | T 1 | FARMLAND | 25,840 |
| | | | 100% | Alberta School Foundation Fund | |
| 5241000 | SE-17-23-23-4 | 158.94 Acres | | | |
| | | | | | |
| | F | LAND | T 1 | FARMLAND | 22,420 |
| | | | 100% | Alberta School Foundation Fund | |
| 5242000 | SW-17-23-23-4 | 79.52 Acres | | LSD 3 & 6 | |
| | | | | | |
| | F | LAND | T 1 | FARMLAND | 7,470 |
| | | | 100% | Alberta School Foundation Fund | |
| 5243000 | SW-17-23-23-4 | 79.52 Acres | | WEST HALF | |
| | | | | | |
| | F | LAND | T 1 | FARMLAND | 18,700 |



2020 Assessment Roll (Valuation Date 1-July, 2020) 2021 Taxation Year, Wheatland County

Assessment Year: 2020
Tax Year: 2021

| Roll | Legal Address | | | | | | Total |
|---------|--|---------------------|-------------------------------------|-----|---------------------------------|----------------|---------|
| | | | 100% Alberta School Foundation Fund | | | | |
| 5244000 | NE-18-23-23-4 | 157.95 Acres | | | | | |
| | F | LAND | T | 1 | FARMLAND | Taxable Total: | 29,630 |
| | | | 100% Alberta School Foundation Fund | | | | |
| 5245000 | NW-18-23-23-4 | 90.34 Acres | | | | | |
| | F | LAND | T | 1 | FARMLAND | Taxable Total: | 19,620 |
| | | | 100% Alberta School Foundation Fund | | | | |
| 5245010 | 1511176 1 2 NW-18-23-23-4 3.63 Acres 232071 RGE RD 240 | | S of Canal, NW Corner | | | | |
| | R | LAND & IMPROVEMENTS | T | 103 | RESIDENTIAL LAND & IMPROVEMENTS | Taxable Total: | 468,900 |
| | | | 100% Alberta School Foundation Fund | | | | |
| 5245020 | 1912003 2 1 NW-18-23-23-4 27.10 Acres 232069 RGE RD 240 | | Westerly Part | | | | |
| | F | LAND & IMPROVEMENTS | T | 1 | FARMLAND | | 3,720 |
| | R | | T | 103 | RESIDENTIAL LAND & IMPROVEMENTS | | 517,180 |
| | | | Taxable Total: | | | | 520,900 |
| | R | | E | 901 | RURAL RESIDENCE EXEMPTION (RAP) | | 3,720 |
| | | | 100% Alberta School Foundation Fund | | | | |
| | | | Totals: | | | | 524,620 |
| 5246000 | NW-18-23-23-4 | 22.80 Acres | NORTH OR ROADWAY & CANAL R OFW | | | | |
| | F | LAND | T | 1 | FARMLAND | Taxable Total: | 4,600 |
| | | | 100% Alberta School Foundation Fund | | | | |
| 5246010 | IRR67 NW-18-23-23-4 14.52 Acres | | | | | | |
| | NR | LAND | E | 167 | WESTERN IRRIGATION DIST EXEMPT | Exempt Total: | 84,700 |
| | | | 100% Alberta School Foundation Fund | | | | |
| 5247000 | SE-18-23-23-4 150.69 Acres 235032A TWP RD 232 | | NORTH OF ROADWAY & CANAL ROF W | | | | |
| | F | LAND & IMPROVEMENTS | T | 1 | FARMLAND | | 33,580 |
| | R | | T | 103 | RESIDENTIAL LAND & IMPROVEMENTS | | 416,150 |
| | | | Taxable Total: | | | | 449,730 |
| | R | | E | 901 | RURAL RESIDENCE EXEMPTION (RAP) | | 92,310 |
| | R | | E | 903 | FARM BUILDING EXEMPT | | 40,090 |
| | | | Exempt Total: | | | | 132,400 |
| | | | Totals: | | | | 582,130 |



2020 Assessment Roll (Valuation Date 1-July, 2020) 2021 Taxation Year, Wheatland County

Assessment Year: 2020
Tax Year: 2021

| Roll | Legal Address | 100% Alberta School Foundation Fund | | | | Total |
|---------|---|-------------------------------------|---------------------------------|----------------|---------|---------|
| 5248000 | SE-18-23-23-4 5.30 Acres 235040 TWP RD 232 | SOUTHWEST CORNER | | | | |
| | R LAND & IMPROVEMENTS | T 103 | RESIDENTIAL LAND & IMPROVEMENTS | | 508,360 | |
| | R | E 901 | RURAL RESIDENCE EXEMPTION (RAP) | | 61,540 | |
| | | 100% Alberta School Foundation Fund | | Totals: | | 569,900 |
| 5249000 | SW-18-23-23-4 156.36 Acres | | | | | |
| | F LAND | T 1 | FARMLAND | Taxable Total: | | 31,980 |
| | | 100% Alberta School Foundation Fund | | | | |
| 5249010 | IRR81 N -18-23-23-4 4.51 Acres | CANAL R OF W N 1/2 & SE1/4SOFA | | | | |
| | NR LAND | E 167 | WESTERN IRRIGATION DIST EXEMPT | Exempt Total: | | 139,590 |
| | | 100% Alberta School Foundation Fund | | | | |
| 5249020 | 0212628 1 1 SW-18-23-23-4 1.54 Acres 232041 RGE RD 240 | NORTHWEST CORNER | | | | |
| | R LAND & IMPROVEMENTS | T 103 | RESIDENTIAL LAND & IMPROVEMENTS | Taxable Total: | | 255,400 |
| | | 100% Alberta School Foundation Fund | | | | |
| 5250000 | E -19-23-23-4 217.86 Acres | EAST OF CANAL | | | | |
| | F LAND | T 1 | FARMLAND | Taxable Total: | | 39,010 |
| | | 100% Alberta School Foundation Fund | | | | |
| 5250010 | IRR67 RW 23 AL-19-23-23-4 48.23 Acres | LSD 3,2,7,10,15,16 | | | | |
| | NR LAND | E 167 | WESTERN IRRIGATION DIST EXEMPT | Exempt Total: | | 324,460 |
| | | 100% Alberta School Foundation Fund | | | | |
| 5251000 | NE-19-23-23-4 37.72 Acres | WEST OF CANAL | | | | |
| | F LAND | T 1 | FARMLAND | Taxable Total: | | 5,890 |
| | | 100% Alberta School Foundation Fund | | | | |
| 5252000 | NW-19-23-23-4 159.90 Acres | | | | | |
| | F LAND | T 1 | FARMLAND | Taxable Total: | | 38,220 |
| | | 100% Alberta School Foundation Fund | | | | |
| 5254000 | SE-19-23-23-4 35.06 Acres | WEST OF CANAL | | | | |



2020 Assessment Roll (Valuation Date 1-July, 2020) 2021 Taxation Year, Wheatland County

Assessment Year: 2020
Tax Year: 2021

| Roll | Legal Address | | | | | Total |
|---------|---------------|---------------------|---|-----|--------------------------------------|-----------------------------------|
| | F | LAND | T | 1 | FARMLAND | Taxable Total: 6,470 |
| | | | | | 100% Alberta School Foundation Fund | |
| 5255000 | SW-19-23-23-4 | 107.76 Acres | | | | NORTH 1776.98 FEET |
| | F | LAND | T | 1 | FARMLAND | Taxable Total: 27,010 |
| | | | | | 100% Alberta School Foundation Fund | |
| 5255010 | SW-19-23-23-4 | 50.00 Acres | | | | SOUTH 863.02; NORTH OF CANAL |
| | | 233003 RGE RD 240 | | | | |
| | F | LAND & IMPROVEMENTS | T | 1 | FARMLAND | 10,490 |
| | R | | T | 103 | RESIDENTIAL LAND & IMPROVEMENTS | 359,310 |
| | | | | | Taxable Total: | 369,800 |
| | R | | E | 901 | RURAL RESIDENCE EXEMPTION (RAP) | 15,090 |
| | | | | | 100% Alberta School Foundation Fund | |
| | | | | | Totals: | 384,890 |
| 5255020 | SW-19-23-23-4 | 0.14 Acres | | | | S.E. CORNER |
| | NR | LAND | E | 167 | WESTERN IRRIGATION DIST EXEMPT | Exempt Total: 150 |
| | | | | | 100% Alberta School Foundation Fund | |
| 5256000 | NE-20-23-23-4 | 132.96 Acres | | | | EAST OF CANAL |
| | F | LAND | T | 1 | FARMLAND | Taxable Total: 32,160 |
| | | | | | 100% Alberta School Foundation Fund | |
| 5258000 | NW-20-23-23-4 | 150.98 Acres | | | | WEST OF CANAL Target Air Spraying |
| | | 234057 TWP RD 234 | | | | |
| | F | LAND & IMPROVEMENTS | T | 1 | FARMLAND | 25,620 |
| | R | | T | 103 | RESIDENTIAL LAND & IMPROVEMENTS | 207,020 |
| | NR | | T | 105 | NON-RESEIDENTIAL LAND & IMPROVEMENTS | 423,290 |
| | | | | | Taxable Total: | 655,930 |
| | R | | E | 901 | RURAL RESIDENCE EXEMPTION (RAP) | 61,540 |
| | R | | E | 903 | FARM BUILDING EXEMPT | 344,810 |
| | | | | | 100% Alberta School Foundation Fund | |
| | | | | | Exempt Total: | 406,350 |
| | | | | | Totals: | 1,062,280 |
| 5259000 | NW-20-23-23-4 | 4.90 Acres | | | | NORTHEAST CORNER |
| | F | LAND | T | 1 | FARMLAND | Taxable Total: 790 |
| | | | | | 100% Alberta School Foundation Fund | |



2020 Assessment Roll (Valuation Date 1-July, 2020) 2021 Taxation Year, Wheatland County

Assessment Year: 2020
Tax Year: 2021

| Roll | Legal Address | | | | | Total |
|---------|---------------|--------------|-------------------------------------|----------------|--|--------|
| 5260000 | E -20-23-23-4 | 164.76 Acres | SOUTH OF CANAL | | | |
| | F LAND | | T 1 FARMLAND | Taxable Total: | | 38,720 |
| | | | 100% Alberta School Foundation Fund | | | |
| 5261000 | SE-20-23-23-4 | 9.68 Acres | NORTHEAST CORNER | | | |
| | F LAND | | T 1 FARMLAND | Taxable Total: | | 1,760 |
| | | | 100% Alberta School Foundation Fund | | | |
| 5262000 | SW-20-23-23-4 | 159.85 Acres | | | | |
| | F LAND | | T 1 FARMLAND | Taxable Total: | | 30,350 |
| | | | 100% Alberta School Foundation Fund | | | |
| 5263000 | NE-21-23-23-4 | 80.00 Acres | LSD 9 & 10 | | | |
| | F LAND | | T 1 FARMLAND | Taxable Total: | | 18,620 |
| | | | 100% Alberta School Foundation Fund | | | |
| 5264000 | NE-21-23-23-4 | 80.00 Acres | LSD 15 & 16 | | | |
| | F LAND | | T 1 FARMLAND | Taxable Total: | | 18,160 |
| | | | 100% Alberta School Foundation Fund | | | |
| 5265000 | NW-21-23-23-4 | 160.00 Acres | | | | |
| | F LAND | | T 1 FARMLAND | Taxable Total: | | 38,310 |
| | | | 100% Alberta School Foundation Fund | | | |
| 5266000 | SE-21-23-23-4 | 157.90 Acres | | | | |
| | F LAND | | T 1 FARMLAND | Taxable Total: | | 32,820 |
| | | | 100% Alberta School Foundation Fund | | | |
| 5267000 | SW-21-23-23-4 | 149.40 Acres | | | | |
| | F LAND | | T 1 FARMLAND | Taxable Total: | | 34,270 |
| | | | 100% Alberta School Foundation Fund | | | |
| 5268000 | NE-22-23-23-4 | 160.00 Acres | | | | |
| | F LAND | | T 1 FARMLAND | Taxable Total: | | 30,890 |



2020 Assessment Roll (Valuation Date 1-July, 2020) 2021 Taxation Year, Wheatland County

Assessment Year: 2020
Tax Year: 2021

| Roll | Legal Address | | | | | | Total |
|---------|-----------------------|--------------|-------------------------------------|--------------------------------------|----------------|----------------------------------|---------|
| | | | 100% Alberta School Foundation Fund | | | | |
| 5269000 | NW-22-23-23-4 | 160.00 Acres | | | | | |
| | F LAND | | T 1 | FARMLAND | Taxable Total: | | 36,050 |
| | | | 100% Alberta School Foundation Fund | | | | |
| 5270000 | SE-22-23-23-4 | 156.55 Acres | | | | | |
| | F LAND | | T 1 | FARMLAND | Taxable Total: | | 30,460 |
| | | | 100% Alberta School Foundation Fund | | | | |
| 5270010 | SE-22-23-23-4 | 3.45 Acres | | | | EAST SIDE OF LSD 8 | |
| | NR LAND | | E 167 | WESTERN IRRIGATION DIST EXEMPT | Exempt Total: | | 3,680 |
| | | | 100% Alberta School Foundation Fund | | | | |
| 5271000 | SW-22-23-23-4 | 160.00 Acres | | | | Telus Tower & Fire2 AB1172 lease | |
| | F LAND & IMPROVEMENTS | | T 1 | FARMLAND | | | 36,970 |
| | NR | | T 105 | NON-RESEIDENTIAL LAND & IMPROVEMENTS | | | 179,850 |
| | | | 100% Alberta School Foundation Fund | | | | |
| | | | Taxable Total: | | | | 216,820 |
| 5272000 | NE-23-23-23-4 | 160.00 Acres | | | | | |
| | F LAND | | T 1 | FARMLAND | Taxable Total: | | 25,840 |
| | | | 100% Alberta School Foundation Fund | | | | |
| 5273000 | NW-23-23-23-4 | 160.00 Acres | | | | | |
| | F LAND | | T 1 | FARMLAND | Taxable Total: | | 35,960 |
| | | | 100% Alberta School Foundation Fund | | | | |
| 5274000 | SE-23-23-23-4 | 159.42 Acres | | | | | |
| | F LAND | | T 1 | FARMLAND | Taxable Total: | | 33,160 |
| | | | 100% Alberta School Foundation Fund | | | | |
| 5275000 | SW-23-23-23-4 | 160.00 Acres | | | | | |
| | F LAND | | T 1 | FARMLAND | Taxable Total: | | 31,350 |
| | | | 100% Alberta School Foundation Fund | | | | |



2020 Assessment Roll (Valuation Date 1-July, 2020) 2021 Taxation Year, Wheatland County

Assessment Year: 2020
Tax Year: 2021

| Roll | Legal Address | Total |
|---------|--|-------|
| 5276000 | NE-24-23-23-4 139.68 Acres 233042 HWY 1 | |
| | F LAND & IMPROVEMENTS T 1 FARMLAND 24,750 | |
| | R T 103 RESIDENTIAL LAND & IMPROVEMENTS 232,760 | |
| | R E 901 RURAL RESIDENCE EXEMPTION (RAP) 61,540 | |
| | 100% Alberta School Foundation Fund Taxable Total: 257,510 | |
| | Totals: 319,050 | |
| 5277000 | NW-24-23-23-4 159.55 Acres | |
| | F LAND T 1 FARMLAND 38,100 | |
| | 100% Alberta School Foundation Fund Taxable Total: 38,100 | |
| 5278000 | SE-24-23-23-4 158.00 Acres | |
| | F LAND T 1 FARMLAND 36,390 | |
| | 100% Alberta School Foundation Fund Taxable Total: 36,390 | |
| 5279000 | SW-24-23-23-4 150.08 Acres | |
| | F LAND T 1 FARMLAND 24,860 | |
| | 100% Alberta School Foundation Fund Taxable Total: 24,860 | |
| 5280000 | NE-25-23-23-4 150.16 Acres | |
| | F LAND T 1 FARMLAND 32,020 | |
| | 100% Alberta School Foundation Fund Taxable Total: 32,020 | |
| 5281000 | NW-25-23-23-4 160.00 Acres | |
| | F LAND T 1 FARMLAND 33,620 | |
| | 100% Alberta School Foundation Fund Taxable Total: 33,620 | |
| 5282000 | SE-25-23-23-4 152.99 Acres | |
| | F LAND T 1 FARMLAND 30,500 | |
| | 100% Alberta School Foundation Fund Taxable Total: 30,500 | |
| 5283000 | SW-25-23-23-4 158.65 Acres | |
| | F LAND T 1 FARMLAND 34,870 | |
| | 100% Alberta School Foundation Fund Taxable Total: 34,870 | |



2020 Assessment Roll (Valuation Date 1-July, 2020) 2021 Taxation Year, Wheatland County

Assessment Year: 2020
Tax Year: 2021

| Roll | Legal Address | | | | | Total |
|---------|---------------------------|--------------|---------------------------------------|----------------|--|---------|
| 5284000 | NE-26-23-23-4 | 101.07 Acres | NORTH OF BLOWOUT | | | |
| | F LAND | | T 1 FARMLAND | Taxable Total: | | 23,980 |
| | | | 100% Alberta School Foundation Fund | | | |
| 5285000 | NE-26-23-23-4 | 56.22 Acres | WID BLOWOUT | | | |
| | NR LAND | | E 167 WESTERN IRRIGATION DIST EXEMPT | Exempt Total: | | 332,430 |
| | | | 100% Alberta School Foundation Fund | | | |
| 5286000 | NW-26-23-23-4 | 160.00 Acres | | | | |
| | 234063 RGE RD 232 | | | | | |
| | F LAND & IMPROVEMENTS | | T 1 FARMLAND | | | 28,270 |
| | R | | T 103 RESIDENTIAL LAND & IMPROVEMENTS | | | 298,260 |
| | | | | Taxable Total: | | 326,530 |
| | R | | E 901 RURAL RESIDENCE EXEMPTION (RAP) | | | 61,540 |
| | | | 100% Alberta School Foundation Fund | Totals: | | 388,070 |
| 5287000 | SE-26-23-23-4 | 107.54 Acres | SOUTH OF BLOWOUT | | | |
| | F LAND | | T 1 FARMLAND | Taxable Total: | | 25,980 |
| | | | 100% Alberta School Foundation Fund | | | |
| 5288000 | SE-26-23-23-4 | 52.46 Acres | WID BLOWOUT | | | |
| | NR LAND | | E 167 WESTERN IRRIGATION DIST EXEMPT | Exempt Total: | | 328,680 |
| | | | 100% Alberta School Foundation Fund | | | |
| 5289000 | SW-26-23-23-4 | 160.00 Acres | | | | |
| | F LAND | | T 1 FARMLAND | Taxable Total: | | 35,110 |
| | | | 100% Alberta School Foundation Fund | | | |
| 5290000 | NE-27-23-23-4 | 139.99 Acres | | | | |
| | F LAND | | T 1 FARMLAND | Taxable Total: | | 30,070 |
| | | | 100% Alberta School Foundation Fund | | | |
| 5290010 | 0313520 1 1 NE-27-23-23-4 | 20.01 Acres | EAST 1/2 OF LSD 9 | | | |
| | 234062 RGE RD 232 | | | | | |
| | F LAND & IMPROVEMENTS | | T 1 FARMLAND | | | 1,470 |
| | R | | T 103 RESIDENTIAL LAND & IMPROVEMENTS | | | 301,430 |
| | | | | Taxable Total: | | 302,900 |



2020 Assessment Roll (Valuation Date 1-July, 2020) 2021 Taxation Year, Wheatland County

Assessment Year: 2020
Tax Year: 2021

| Roll | Legal Address | | | | | | Total |
|---------|-------------------|---------------------|---|------|---------------------------------|----------------|---------|
| 5291000 | R | | E | 901 | RURAL RESIDENCE EXEMPTION (RAP) | | 1,470 |
| | R | | E | 903 | FARM BUILDING EXEMPT | | 5,960 |
| | | | | 100% | Alberta School Foundation Fund | Exempt Total: | 7,430 |
| | | | | | | Totals: | 310,330 |
| | | | | | | | |
| 5291000 | NW-27-23-23-4 | 160.00 Acres | | | | | |
| | 234077 RGE RD 233 | | | | | | |
| | F | LAND & IMPROVEMENTS | T | 1 | FARMLAND | | 38,470 |
| | R | | T | 103 | RESIDENTIAL LAND & IMPROVEMENTS | | 396,330 |
| | | | | | | Taxable Total: | 434,800 |
| | R | | E | 901 | RURAL RESIDENCE EXEMPTION (RAP) | | 30,770 |
| | R | | E | 903 | FARM BUILDING EXEMPT | | 20,400 |
| | | | | 100% | Alberta School Foundation Fund | Exempt Total: | 51,170 |
| | | | | | | Totals: | 485,970 |
| 5292000 | SE-27-23-23-4 | 156.20 Acres | | | | | |
| | F | LAND | T | 1 | FARMLAND | Taxable Total: | 17,970 |
| | | | | 100% | Alberta School Foundation Fund | | |
| 5293000 | SW-27-23-23-4 | 160.00 Acres | | | | | |
| | F | LAND | T | 1 | FARMLAND | Taxable Total: | 37,100 |
| | | | | 100% | Alberta School Foundation Fund | | |
| 5294000 | NE-28-23-23-4 | 155.80 Acres | | | | | |
| | 234058 RGE RD 233 | | | | | | |
| | F | LAND & IMPROVEMENTS | T | 1 | FARMLAND | | 30,410 |
| | R | | T | 103 | RESIDENTIAL LAND & IMPROVEMENTS | | 342,080 |
| | | | | | | Taxable Total: | 372,490 |
| | R | | E | 901 | RURAL RESIDENCE EXEMPTION (RAP) | | 30,770 |
| | R | | E | 903 | FARM BUILDING EXEMPT | | 24,350 |
| | | | | 100% | Alberta School Foundation Fund | Exempt Total: | 55,120 |
| | | | | | | Totals: | 427,610 |
| 5295000 | NW-28-23-23-4 | 155.81 Acres | | | | | |
| | 234049 RGE RD 234 | | | | | | |
| | F | LAND & IMPROVEMENTS | T | 1 | FARMLAND | | 28,090 |
| | R | | T | 103 | RESIDENTIAL LAND & IMPROVEMENTS | | 287,260 |
| | | | | | | Taxable Total: | 315,350 |
| | R | | E | 901 | RURAL RESIDENCE EXEMPTION (RAP) | | 61,540 |
| | | | | 100% | Alberta School Foundation Fund | Totals: | 376,890 |



2020 Assessment Roll (Valuation Date 1-July, 2020) 2021 Taxation Year, Wheatland County

Assessment Year: 2020
Tax Year: 2021

| Roll | Legal Address | | | | | | Total |
|---------|---------------|---------------------|---|-----|-------------------------------------|----------------|----------------------------|
| 5296000 | SE-28-23-23-4 | 160.00 Acres | | | | | |
| | F | LAND | T | 1 | FARMLAND | Taxable Total: | 33,410 |
| | | | | | 100% Alberta School Foundation Fund | | |
| 5297000 | SW-28-23-23-4 | 160.00 Acres | | | | | |
| | F | LAND | T | 1 | FARMLAND | Taxable Total: | 38,150 |
| | | | | | 100% Alberta School Foundation Fund | | |
| 5298000 | NE-29-23-23-4 | 160.00 Acres | | | | | |
| | | 234044A RGE RD 234 | | | | | |
| | F | LAND & IMPROVEMENTS | T | 1 | FARMLAND | | 34,090 |
| | R | | T | 103 | RESIDENTIAL LAND & IMPROVEMENTS | | 411,100 |
| | | | | | | Taxable Total: | 445,190 |
| | R | | E | 901 | RURAL RESIDENCE EXEMPTION (RAP) | | 91,400 |
| | | | | | 100% Alberta School Foundation Fund | Totals: | 536,590 |
| 5299000 | NW-29-23-23-4 | 152.73 Acres | | | | | |
| | | | | | | | NORTH OF CANAL |
| | F | LAND | T | 1 | FARMLAND | Taxable Total: | 36,870 |
| | | | | | 100% Alberta School Foundation Fund | | |
| 5300000 | NW-29-23-23-4 | 2.30 Acres | | | | | |
| | | | | | | | SOUTH OF CANAL |
| | F | LAND | T | 1 | FARMLAND | Taxable Total: | 230 |
| | | | | | 100% Alberta School Foundation Fund | | |
| 5301000 | SE-29-23-23-4 | 137.94 Acres | | | | | |
| | | 234026 TWP RD 234 | | | | | EAST OF CANAL RIGHT OF WAY |
| | F | LAND & IMPROVEMENTS | T | 1 | FARMLAND | | 30,760 |
| | R | | T | 103 | RESIDENTIAL LAND & IMPROVEMENTS | | 819,520 |
| | | | | | | Taxable Total: | 850,280 |
| | R | | E | 901 | RURAL RESIDENCE EXEMPTION (RAP) | | 92,310 |
| | R | | E | 903 | FARM BUILDING EXEMPT | | 10,170 |
| | | | | | 100% Alberta School Foundation Fund | Exempt Total: | 102,480 |
| | | | | | | Totals: | 952,760 |
| 5302000 | SE-29-23-23-4 | 10.06 Acres | | | | | |
| | | | | | | | WEST OF CANAL |
| | F | LAND | T | 1 | FARMLAND | Taxable Total: | 1,310 |
| | | | | | 100% Alberta School Foundation Fund | | |



2020 Assessment Roll (Valuation Date 1-July, 2020) 2021 Taxation Year, Wheatland County

Assessment Year: 2020
Tax Year: 2021

| Roll | Legal Address | | | | | Total |
|---------|---------------|--------------|-------------------------------------|----------------|--|--------|
| 5303000 | SW-29-23-23-4 | 146.80 Acres | SOUTH OF CANAL | | | |
| | F LAND | | T 1 FARMLAND | Taxable Total: | | 19,450 |
| | | | 100% Alberta School Foundation Fund | | | |
| 5304000 | SW-29-23-23-4 | 3.10 Acres | | | | |
| | F LAND | | T 1 FARMLAND | Taxable Total: | | 500 |
| | | | 100% Alberta School Foundation Fund | | | |
| 5305000 | SW-29-23-23-4 | 0.93 Acres | NORTH OF CANAL | | | |
| | R LAND | | T 104 RESIDENTIAL VACANT LAND | Taxable Total: | | 1,000 |
| | | | 100% Alberta School Foundation Fund | | | |
| 5306000 | NE-30-23-23-4 | 160.00 Acres | | | | |
| | F LAND | | T 1 FARMLAND | Taxable Total: | | 37,810 |
| | | | 100% Alberta School Foundation Fund | | | |
| 5307000 | NW-30-23-23-4 | 160.00 Acres | | | | |
| | F LAND | | T 1 FARMLAND | Taxable Total: | | 36,330 |
| | | | 100% Alberta School Foundation Fund | | | |
| 5308000 | SE-30-23-23-4 | 126.46 Acres | WEST OF CANAL | | | |
| | F LAND | | T 1 FARMLAND | Taxable Total: | | 29,980 |
| | | | 100% Alberta School Foundation Fund | | | |
| 5309000 | SE-30-23-23-4 | 14.34 Acres | EAST OF CANAL, NORTH OF ROAD | | | |
| | F LAND | | T 1 FARMLAND | Taxable Total: | | 1,030 |
| | | | 100% Alberta School Foundation Fund | | | |
| 5310000 | SE-30-23-23-4 | 6.00 Acres | EAST OF CANAL, SOUTH OF ROAD | | | |
| | F LAND | | T 1 FARMLAND | Taxable Total: | | 990 |
| | | | 100% Alberta School Foundation Fund | | | |
| 5311000 | PT-30-23-23-4 | 1.60 Acres | SOUTHEASTERLY PART OF RD ALLOW | | | |
| | F LAND | | T 1 FARMLAND | Taxable Total: | | 260 |



2020 Assessment Roll (Valuation Date 1-July, 2020) 2021 Taxation Year, Wheatland County

Assessment Year: 2020
Tax Year: 2021

| Roll | Legal Address | | | | | | Total |
|---------|---------------------------|--------------|-------------------------------------|---------------------------------|----------------|--|---------|
| | | | 100% Alberta School Foundation Fund | | | | |
| 5312000 | SW-30-23-23-4 | 160.00 Acres | | | | | |
| | F LAND | | T 1 | FARMLAND | Taxable Total: | | 35,600 |
| | | | 100% Alberta School Foundation Fund | | | | |
| 5313000 | NE-31-23-23-4 | 120.00 Acres | W1/2 LSD9&16 & LSD'S 10 & 15 | | | | |
| | 235037 TWP RD 240 | | | | | | |
| | F LAND & IMPROVEMENTS | | T 1 | FARMLAND | | | 19,580 |
| | R | | T 103 | RESIDENTIAL LAND & IMPROVEMENTS | | | 229,620 |
| | | | Taxable Total: | | | | 249,200 |
| | R | | E 901 | RURAL RESIDENCE EXEMPTION (RAP) | | | 19,580 |
| | | | 100% Alberta School Foundation Fund | | | | |
| | | | Totals: | | | | 268,780 |
| 5313010 | 1410081 2 1 NE-31-23-23-4 | 12.23 Acres | NE corner of LSD 16 | | | | |
| | 235080 RGE RD 235 | | | | | | |
| | F LAND & IMPROVEMENTS | | T 1 | FARMLAND | | | 940 |
| | R | | T 103 | RESIDENTIAL LAND & IMPROVEMENTS | | | 632,460 |
| | | | Taxable Total: | | | | 633,400 |
| | R | | E 901 | RURAL RESIDENCE EXEMPTION (RAP) | | | 940 |
| | R | | E 903 | FARM BUILDING EXEMPT | | | 25,240 |
| | | | 100% Alberta School Foundation Fund | | | | |
| | | | Exempt Total: | | | | 26,180 |
| | | | Totals: | | | | 659,580 |
| 5313020 | 1410081 2 2 NE-31-23-23-4 | 7.81 Acres | SE corner of LSD 16 | | | | |
| | 235066 RGE RD 235 | | | | | | |
| | F LAND & IMPROVEMENTS | | T 1 | FARMLAND | | | 470 |
| | R | | T 103 | RESIDENTIAL LAND & IMPROVEMENTS | | | 431,630 |
| | | | Taxable Total: | | | | 432,100 |
| | R | | E 901 | RURAL RESIDENCE EXEMPTION (RAP) | | | 470 |
| | | | 100% Alberta School Foundation Fund | | | | |
| | | | Totals: | | | | 432,570 |
| 5313030 | 1410081 2 3 NE-31-23-23-4 | 19.95 Acres | EASTERLY PORTION LSD 9 | | | | |
| | F LAND | | T 1 | FARMLAND | Taxable Total: | | 1,690 |
| | | | 100% Alberta School Foundation Fund | | | | |
| 5314000 | NW-31-23-23-4 | 140.35 Acres | NORTH OF CANAL | | | | |
| | F LAND | | T 1 | FARMLAND | Taxable Total: | | 10,920 |
| | | | 100% Alberta School Foundation Fund | | | | |



2020 Assessment Roll (Valuation Date 1-July, 2020) 2021 Taxation Year, Wheatland County

Assessment Year: 2020
Tax Year: 2021

| Roll | Legal Address | | | | | | Total |
|---------|---------------------------|--------------|------------------------------|---|-------------------------------------|----------------|--------|
| 5315000 | NW-31-23-23-4 | 12.05 Acres | SOUTH OF CANAL | | | | |
| | F | LAND | T | 1 | FARMLAND | Taxable Total: | 2,220 |
| | | | | | 100% Alberta School Foundation Fund | | |
| 5316000 | SE-31-23-23-4 | 153.00 Acres | | | | | |
| | F | LAND | T | 1 | FARMLAND | Taxable Total: | 23,710 |
| | | | | | 100% Alberta School Foundation Fund | | |
| 5317000 | SW-31-23-23-4 | 150.70 Acres | | | | | |
| | F | LAND | T | 1 | FARMLAND | Taxable Total: | 27,600 |
| | | | | | 100% Alberta School Foundation Fund | | |
| 5318000 | NE-32-23-23-4 | 135.80 Acres | NORTH OF CANAL | | | | |
| | F | LAND | T | 1 | FARMLAND | Taxable Total: | 22,760 |
| | | | | | 100% Alberta School Foundation Fund | | |
| 5321000 | NW-32-23-23-4 | 154.40 Acres | | | | | |
| | F | LAND | T | 1 | FARMLAND | Taxable Total: | 23,990 |
| | | | | | 100% Alberta School Foundation Fund | | |
| 5322000 | E -32-23-23-4 | 167.10 Acres | SE & NE SOUTH WEST OF CANAL | | | | |
| | F | LAND | T | 1 | FARMLAND | Taxable Total: | 39,800 |
| | | | | | 100% Alberta School Foundation Fund | | |
| 5323000 | SE-32-23-23-4 | 6.50 Acres | NORTH WEST CORNER N OF CANAL | | | | |
| | F | LAND | T | 1 | FARMLAND | Taxable Total: | 1,120 |
| | | | | | 100% Alberta School Foundation Fund | | |
| 5324000 | SW-32-23-23-4 | 146.71 Acres | | | | | |
| | F | LAND | T | 1 | FARMLAND | Taxable Total: | 33,160 |
| | | | | | 100% Alberta School Foundation Fund | | |
| 5324010 | 1610632 1 1 SW-32-23-23-4 | 5.16 Acres | NW corner | | | | |
| | F | LAND | T | 1 | FARMLAND | Taxable Total: | 370 |



2020 Assessment Roll (Valuation Date 1-July, 2020) 2021 Taxation Year, Wheatland County

Assessment Year: 2020
Tax Year: 2021

| Roll | Legal Address | | | | | Total |
|---------|---|---|-----|--|--|-----------|
| 5324020 | 1610632 1 2 SW-32-23-23-4 4.83 Acres 235027 RGE RD 235 | 100% Alberta School Foundation Fund | | | | |
| | | South of Canal in NW corner | | | | |
| | R LAND & IMPROVEMENTS | T | 103 | RESIDENTIAL LAND & IMPROVEMENTS Taxable Total: | | 340,300 |
| | | 100% Alberta School Foundation Fund | | | | |
| 5325000 | NE-33-23-23-4 160.00 Acres | | | | | |
| | F LAND | T | 1 | FARMLAND Taxable Total: | | 34,620 |
| | | 100% Alberta School Foundation Fund | | | | |
| 5326000 | NW-33-23-23-4 154.00 Acres | | | | | |
| | F LAND | T | 1 | FARMLAND Taxable Total: | | 32,800 |
| | | 100% Alberta School Foundation Fund | | | | |
| 5327000 | SE-33-23-23-4 156.30 Acres | | | | | |
| | F LAND | T | 1 | FARMLAND Taxable Total: | | 32,820 |
| | | 100% Alberta School Foundation Fund | | | | |
| 5328000 | SW-33-23-23-4 150.50 Acres | | | | | |
| | F LAND | T | 1 | FARMLAND Taxable Total: | | 30,590 |
| | | 100% Alberta School Foundation Fund | | | | |
| 5329000 | NE-34-23-23-4 160.00 Acres 232041A TWP RD 240 | | | | | |
| | F LAND & IMPROVEMENTS | T | 1 | FARMLAND | | 33,210 |
| | R | T | 103 | RESIDENTIAL LAND & IMPROVEMENTS | | 891,490 |
| | | Taxable Total: | | | | 924,700 |
| | R | E | 901 | RURAL RESIDENCE EXEMPTION (RAP) | | 92,310 |
| | R | E | 903 | FARM BUILDING EXEMPT | | 18,940 |
| | | 100% Alberta School Foundation Fund Exempt Total: | | | | 111,250 |
| | | Totals: | | | | 1,035,950 |
| 5330000 | NW-34-23-23-4 160.00 Acres | | | | | |
| | F LAND | T | 1 | FARMLAND Taxable Total: | | 31,480 |
| | | 100% Alberta School Foundation Fund | | | | |
| 5331000 | SE-34-23-23-4 160.00 Acres | | | | | |



2020 Assessment Roll (Valuation Date 1-July, 2020) 2021 Taxation Year, Wheatland County

Assessment Year: 2020
Tax Year: 2021

| Roll | Legal Address | | | | | Total |
|---------|---------------------------------------|---------------------|-------------------------------------|-----|---------------------------------|------------------------|
| | F | LAND | T | 1 | FARMLAND | Taxable Total: 28,230 |
| 5332000 | SW-34-23-23-4 | 156.60 Acres | 100% Alberta School Foundation Fund | | | |
| | F | LAND | T | 1 | FARMLAND | Taxable Total: 30,800 |
| 5333000 | NE-35-23-23-4 | 160.00 Acres | 100% Alberta School Foundation Fund | | | |
| | F | LAND | T | 1 | FARMLAND | Taxable Total: 37,590 |
| 5334000 | NW-35-23-23-4 | 157.00 Acres | 100% Alberta School Foundation Fund | | | |
| | F | LAND | T | 1 | FARMLAND | Taxable Total: 35,780 |
| 5334010 | 9111544 A NW-35-23-23-4 3.00 Acres | | 100% Alberta School Foundation Fund | | | |
| | | 231061 TWP RD 240 | NORTH CENTRAL PORTION | | | |
| | R | LAND & IMPROVEMENTS | T | 103 | RESIDENTIAL LAND & IMPROVEMENTS | Taxable Total: 310,500 |
| 5335000 | SE-35-23-23-4 | 160.00 Acres | 100% Alberta School Foundation Fund | | | |
| | F | LAND | T | 1 | FARMLAND | Taxable Total: 39,360 |
| 5336000 | SW-35-23-23-4 | 160.00 Acres | 100% Alberta School Foundation Fund | | | |
| | F | LAND | T | 1 | FARMLAND | Taxable Total: 36,730 |
| 5337000 | NE-36-23-23-4 | 120.00 Acres | 100% Alberta School Foundation Fund | | | |
| | | 235084A HWY 1 | | | | |
| | F | LAND & IMPROVEMENTS | T | 1 | FARMLAND | 25,590 |
| | R | | T | 103 | RESIDENTIAL LAND & IMPROVEMENTS | 633,810 |
| | | | Taxable Total: | | | |
| | R | | E | 901 | RURAL RESIDENCE EXEMPTION (RAP) | 25,590 |
| | | | 100% Alberta School Foundation Fund | | | |
| | | | Totals: | | | |
| 5337010 | 1010612 1 1 NE-36-23-23-4 40.03 Acres | | LSD 15 | | | |
| | | 235084B HWY 1 | | | | |
| | F | LAND & IMPROVEMENTS | T | 1 | FARMLAND | 6,760 |



2020 Assessment Roll (Valuation Date 1-July, 2020) 2021 Taxation Year, Wheatland County

Assessment Year: 2020
Tax Year: 2021

| Roll | Legal Address | | | | | Total |
|---------|---------------|---------------------------|---------------|------|---------------------------------|----------------------|
| 5338000 | R | | T | 103 | RESIDENTIAL LAND & IMPROVEMENTS | 516,440 |
| | | | | | Taxable Total: | 523,200 |
| | R | | E | 901 | RURAL RESIDENCE EXEMPTION (RAP) | 6,760 |
| | | | | 100% | Alberta School Foundation Fund | Totals: 529,960 |
| 5338000 | NW-36-23-23-4 | 160.00 Acres | | | | |
| 5339000 | F | LAND | T | 1 | FARMLAND | 33,990 |
| | | | | 100% | Alberta School Foundation Fund | |
| | SE-36-23-23-4 | 116.82 Acres | WEST OF CANAL | | | |
| | 235002B HWY 1 | | | | | |
| 5339010 | F | LAND & IMPROVEMENTS | T | 1 | FARMLAND | 25,130 |
| | R | | T | 103 | RESIDENTIAL LAND & IMPROVEMENTS | 451,270 |
| | | | | | Taxable Total: | 476,400 |
| | R | | E | 901 | RURAL RESIDENCE EXEMPTION (RAP) | 25,130 |
| 5339010 | R | | E | 903 | FARM BUILDING EXEMPT | 34,010 |
| | | | | 100% | Alberta School Foundation Fund | Exempt Total: 59,140 |
| | | | | | Totals: | 535,540 |
| | 0210656 1 1 | SE-36-23-23-4 43.07 Acres | EAST OF CANAL | | | |
| | 235002A HWY 1 | | | | | |
| 5340000 | F | LAND & IMPROVEMENTS | T | 1 | FARMLAND | 9,520 |
| | R | | T | 103 | RESIDENTIAL LAND & IMPROVEMENTS | 308,280 |
| | | | | | Taxable Total: | 317,800 |
| | R | | E | 901 | RURAL RESIDENCE EXEMPTION (RAP) | 9,520 |
| 5340000 | R | | E | 903 | FARM BUILDING EXEMPT | 55,560 |
| | | | | 100% | Alberta School Foundation Fund | Exempt Total: 65,080 |
| | | | | | Totals: | 382,880 |
| | SW-36-23-23-4 | 160.00 Acres | | | | |
| 5341000 | F | LAND | T | 1 | FARMLAND | 35,910 |
| | | | | 100% | Alberta School Foundation Fund | |
| 5341000 | NE-1-24-23-4 | 160.00 Acres | | | | |
| 5342000 | F | LAND | T | 1 | FARMLAND | 32,220 |
| | | | | 100% | Alberta School Foundation Fund | |
| 5342000 | NW-1-24-23-4 | 160.00 Acres | | | | |
| 5342000 | F | LAND | T | 1 | FARMLAND | 32,690 |
| | | | | | Taxable Total: | |



2020 Assessment Roll (Valuation Date 1-July, 2020) 2021 Taxation Year, Wheatland County

Assessment Year: 2020
Tax Year: 2021

| Roll | Legal Address | | | | | | Total |
|---------|--------------------------|--------------|-------------------------------------|--|----------------|-----------------------------|--------|
| | | | 100% Alberta School Foundation Fund | | | | |
| 5343000 | SE-1-24-23-4 | 160.00 Acres | | | | | |
| | F LAND | | T 1 FARMLAND | | Taxable Total: | | 19,460 |
| | | | 100% Alberta School Foundation Fund | | | | |
| 5344000 | SW-1-24-23-4 | 160.00 Acres | | | | | |
| | F LAND | | T 1 FARMLAND | | Taxable Total: | | 18,000 |
| | | | 100% Alberta School Foundation Fund | | | | |
| 5345000 | NE-2-24-23-4 | 160.00 Acres | | | | | |
| | F LAND | | T 1 FARMLAND | | Taxable Total: | | 32,020 |
| | | | 100% Alberta School Foundation Fund | | | | |
| 5346000 | NW-2-24-23-4 | 160.00 Acres | | | | | |
| | F LAND | | T 1 FARMLAND | | Taxable Total: | | 31,750 |
| | | | 100% Alberta School Foundation Fund | | | | |
| 5347000 | SE-2-24-23-4 | 160.00 Acres | | | | | |
| | F LAND | | T 1 FARMLAND | | Taxable Total: | | 22,690 |
| | | | 100% Alberta School Foundation Fund | | | | |
| 5348000 | SW-2-24-23-4 | 160.00 Acres | | | | | |
| | F LAND | | T 1 FARMLAND | | Taxable Total: | | 33,020 |
| | | | 100% Alberta School Foundation Fund | | | | |
| 5349000 | NE-3-24-23-4 | 160.00 Acres | | | | | |
| | F LAND | | T 1 FARMLAND | | Taxable Total: | | 39,280 |
| | | | 100% Alberta School Foundation Fund | | | | |
| 5350010 | NW-3-24-23-4 | 148.04 Acres | | | | SOUTH OF CANAL | |
| | F LAND | | T 1 FARMLAND | | Taxable Total: | | 34,670 |
| | | | 100% Alberta School Foundation Fund | | | | |
| 5350015 | 1911147 1 1 NW-3-24-23-4 | 8.82 Acres | | | | SE Corner LSD 11 & ptLSD 12 | |
| | 240043 RGE RD 233 | | | | | | |



2020 Assessment Roll (Valuation Date 1-July, 2020) 2021 Taxation Year, Wheatland County

Assessment Year: 2020
Tax Year: 2021

| Roll | Legal Address | | | | Total |
|---------|---------------|-------------------------|-------|---------------------------------|-----------------|
| | F | LAND & IMPROVEMENTS | T 1 | FARMLAND | 1,340 |
| | R | | T 103 | RESIDENTIAL LAND & IMPROVEMENTS | 678,360 |
| | | | | Taxable Total: | 679,700 |
| | R | | E 901 | RURAL RESIDENCE EXEMPTION (RAP) | 1,340 |
| | | | 100% | Alberta School Foundation Fund | Totals: 681,040 |
| 5350020 | 8411294 1 | NW-3-24-23-4 3.14 Acres | | N.W. CORNER, NORTH OF CANAL | |
| | 240081 | RGE RD 233 | | | |
| | R | LAND | T 104 | RESIDENTIAL VACANT LAND | 187,300 |
| | | | 100% | Alberta School Foundation Fund | |
| 5351000 | SE-3-24-23-4 | 160.00 Acres | | | |
| | F | LAND | T 1 | FARMLAND | 39,430 |
| | | | 100% | Alberta School Foundation Fund | |
| 5352000 | SW-3-24-23-4 | 160.00 Acres | | | |
| | F | LAND | T 1 | FARMLAND | 35,570 |
| | | | 100% | Alberta School Foundation Fund | |
| 5353000 | NE-4-24-23-4 | 160.00 Acres | | | |
| | F | LAND | T 1 | FARMLAND | 29,640 |
| | | | 100% | Alberta School Foundation Fund | |
| 5354000 | NW-4-24-23-4 | 160.00 Acres | | | |
| | F | LAND | T 1 | FARMLAND | 34,210 |
| | | | 100% | Alberta School Foundation Fund | |
| 5355000 | SE-4-24-23-4 | 159.00 Acres | | | |
| | F | LAND | T 1 | FARMLAND | 35,330 |
| | | | 100% | Alberta School Foundation Fund | |
| 5357000 | SW-4-24-23-4 | 159.00 Acres | | | |
| | F | LAND | T 1 | FARMLAND | 36,740 |
| | | | 100% | Alberta School Foundation Fund | |
| 5358000 | NE-5-24-23-4 | 159.00 Acres | | | |
| | F | LAND | T 1 | FARMLAND | 32,660 |



2020 Assessment Roll (Valuation Date 1-July, 2020) 2021 Taxation Year, Wheatland County

Assessment Year: 2020
Tax Year: 2021

| Roll | Legal Address | | | | | | Total |
|---------|--------------------------|--------------|-------------------------------------|---------------------------------|--|----------------|---------|
| | | | 100% Alberta School Foundation Fund | | | | |
| 5359000 | NW-5-24-23-4 | 150.50 Acres | | | | | |
| | 240077 RGE RD 235 | | | | | | |
| | F LAND & IMPROVEMENTS | | T 1 | FARMLAND | | | 24,150 |
| | R | | T 103 | RESIDENTIAL LAND & IMPROVEMENTS | | | 480,560 |
| | | | Taxable Total: | | | | 504,710 |
| | R | | E 901 | RURAL RESIDENCE EXEMPTION (RAP) | | | 61,540 |
| | R | | E 903 | FARM BUILDING EXEMPT | | | 9,200 |
| | | | 100% Alberta School Foundation Fund | | | | |
| | | | Exempt Total: | | | | 70,740 |
| | | | Totals: | | | | 575,450 |
| 5360000 | SE-5-24-23-4 | 152.26 Acres | | | | | |
| | F LAND | | T 1 | FARMLAND | | Taxable Total: | 25,510 |
| | | | 100% Alberta School Foundation Fund | | | | |
| 5361000 | SW-5-24-23-4 | 158.96 Acres | | | | | |
| | F LAND | | T 1 | FARMLAND | | Taxable Total: | 11,280 |
| | | | 100% Alberta School Foundation Fund | | | | |
| 5361020 | IRR492 NW-5-24-23-4 | 18.90 Acres | | | | | |
| | | | NE 1.0ac, SE 8.ac SW .4ac | | | | |
| | NR LAND | | E 167 | WESTERN IRRIGATION DIST EXEMPT | | Exempt Total: | 20,160 |
| | | | 100% Alberta School Foundation Fund | | | | |
| 5362000 | NE-6-24-23-4 | 157.17 Acres | | | | | |
| | F LAND | | T 1 | FARMLAND | | Taxable Total: | 19,880 |
| | | | 100% Alberta School Foundation Fund | | | | |
| 5362010 | 0211243 1 1 NE-6-24-23-4 | 2.65 Acres | | | | | |
| | 240080 RGE RD 235 | | NORTHEAST CORNER | | | | |
| | R LAND & IMPROVEMENTS | | T 103 | RESIDENTIAL LAND & IMPROVEMENTS | | Taxable Total: | 319,300 |
| | | | 100% Alberta School Foundation Fund | | | | |
| 5363000 | NW-6-24-23-4 | 160.00 Acres | | | | | |
| | 240077 RGE RD 240 | | | | | | |
| | F LAND & IMPROVEMENTS | | T 1 | FARMLAND | | | 18,970 |
| | R | | T 103 | RESIDENTIAL LAND & IMPROVEMENTS | | | 486,820 |
| | | | Taxable Total: | | | | 505,790 |
| | R | | E 901 | RURAL RESIDENCE EXEMPTION (RAP) | | | 57,580 |
| | | | Totals: | | | | 563,370 |



2020 Assessment Roll (Valuation Date 1-July, 2020) 2021 Taxation Year, Wheatland County

Assessment Year: 2020
Tax Year: 2021

| Roll | Legal Address | 100% Alberta School Foundation Fund | Total |
|---------|--|---------------------------------------|------------------------|
| 5364000 | SE-6-24-23-4 120.00 Acres | LSD'S 1,2&7 | |
| | F LAND | T 1 FARMLAND | Taxable Total: 27,770 |
| | | 100% Alberta School Foundation Fund | |
| 5366000 | SE-6-24-23-4 40.00 Acres 240022 RGE RD 235 | lsd 8 | |
| | F LAND & IMPROVEMENTS | T 1 FARMLAND | 5,100 |
| | R | T 103 RESIDENTIAL LAND & IMPROVEMENTS | 257,020 |
| | | Taxable Total: | 262,120 |
| | R | E 901 RURAL RESIDENCE EXEMPTION (RAP) | 24,980 |
| | | 100% Alberta School Foundation Fund | |
| | | Totals: | 287,100 |
| 5367000 | SW-6-24-23-4 80.00 Acres | WEST HALF | |
| | F LAND | T 1 FARMLAND | Taxable Total: 10,840 |
| | | 100% Alberta School Foundation Fund | |
| 5368000 | 4-SW-6-24-23-4 30.00 Acres 240007 RGE RD 240 | Most of LSD 4 | |
| | F LAND & IMPROVEMENTS | T 1 FARMLAND | 2,880 |
| | R | T 103 RESIDENTIAL LAND & IMPROVEMENTS | 493,670 |
| | | Taxable Total: | 496,550 |
| | R | E 901 RURAL RESIDENCE EXEMPTION (RAP) | 2,880 |
| | R | E 903 FARM BUILDING EXEMPT | 20,490 |
| | | 100% Alberta School Foundation Fund | |
| | | Exempt Total: | 23,370 |
| | | Totals: | 519,920 |
| 5368010 | 1413062 3 1 SW-6-24-23-4 5.00 Acres 240019 RGE RD 240 | NW Corner LSD 4 | |
| | R LAND & IMPROVEMENTS | T 103 RESIDENTIAL LAND & IMPROVEMENTS | Taxable Total: 499,200 |
| | | 100% Alberta School Foundation Fund | |
| 5368020 | 1413062 4 1 SW-6-24-23-4 5.00 Acres 235076 TWP RD 240 | 138m East of SE Corner | |
| | R LAND & IMPROVEMENTS | T 103 RESIDENTIAL LAND & IMPROVEMENTS | Taxable Total: 729,100 |
| | | 100% Alberta School Foundation Fund | |
| 5369000 | SW-6-24-23-4 34.00 Acres 240031 RGE RD 240 | LSD 5 | |
| | F LAND & IMPROVEMENTS | T 1 FARMLAND | 4,650 |
| | R | T 103 RESIDENTIAL LAND & IMPROVEMENTS | 390,430 |



2020 Assessment Roll (Valuation Date 1-July, 2020) 2021 Taxation Year, Wheatland County

Assessment Year: 2020
Tax Year: 2021

| Roll | Legal Address | | | | Total |
|---------|--|-------|---------------------------------|------------------|---------|
| | | | | Taxable Total: | 395,080 |
| | R | E 901 | RURAL RESIDENCE EXEMPTION (RAP) | | 4,650 |
| | R | E 903 | FARM BUILDING EXEMPT | | 56,840 |
| | | 100% | Alberta School Foundation Fund | Exempt Total: | 61,490 |
| | | | | Totals: | 456,570 |
| 5369010 | 0915307 1 1 SW-6-24-23-4 3.00 Acres 240039 RGE RD 240 | | | NW CORNER LSD 5 | |
| | R LAND & IMPROVEMENTS | T 103 | RESIDENTIAL LAND & IMPROVEMENTS | Taxable Total: | 403,400 |
| | | 100% | Alberta School Foundation Fund | | |
| 5369020 | 0915307 2 1 SW-6-24-23-4 3.00 Acres 240023 RGE RD 240 | | | SW CORNER LSD 5 | |
| | R LAND & IMPROVEMENTS | T 103 | RESIDENTIAL LAND & IMPROVEMENTS | Taxable Total: | 484,800 |
| | | 100% | Alberta School Foundation Fund | | |
| 5370000 | NE-7-24-23-4 145.99 Acres | | | | |
| | F LAND | T 1 | FARMLAND | Taxable Total: | 36,310 |
| | | 100% | Alberta School Foundation Fund | | |
| 5371000 | NW-7-24-23-4 137.36 Acres | | | | |
| | F LAND | T 1 | FARMLAND | Taxable Total: | 24,130 |
| | | 100% | Alberta School Foundation Fund | | |
| 5371010 | 9410615 1 NW-7-24-23-4 6.99 Acres 241043 RGE RD 240 | | | SOUTHWEST CORNER | |
| | R LAND & IMPROVEMENTS | T 103 | RESIDENTIAL LAND & IMPROVEMENTS | Taxable Total: | 559,800 |
| | | 100% | Alberta School Foundation Fund | | |
| 5372000 | SE-7-24-23-4 155.74 Acres | | | | |
| | F LAND | T 1 | FARMLAND | Taxable Total: | 27,420 |
| | | 100% | Alberta School Foundation Fund | | |
| 5372010 | 9611195 1 SE-7-24-23-4 3.06 Acres 241034 RGE RD 235 | | | Northeast Corner | |
| | R LAND & IMPROVEMENTS | T 103 | RESIDENTIAL LAND & IMPROVEMENTS | | 546,980 |
| | R | E 901 | RURAL RESIDENCE EXEMPTION (RAP) | | 27,420 |
| | | 100% | Alberta School Foundation Fund | Totals: | 574,400 |
| 5373000 | SW-7-24-23-4 152.59 Acres | | | | |



2020 Assessment Roll (Valuation Date 1-July, 2020) 2021 Taxation Year, Wheatland County

Assessment Year: 2020
Tax Year: 2021

| Roll | Legal Address | | | | | Total |
|---------|-------------------|-------------------------|---|-----|-------------------------------------|------------------------|
| | F | LAND | T | 1 | FARMLAND | Taxable Total: 31,150 |
| | | | | | 100% Alberta School Foundation Fund | |
| 5374000 | SW-7-24-23-4 | 7.41 Acres | | | | NORTHWEST CORNER |
| | 241037 RGE RD 240 | | | | | |
| | F | LAND & IMPROVEMENTS | T | 1 | FARMLAND | 380 |
| | R | | T | 103 | RESIDENTIAL LAND & IMPROVEMENTS | 433,120 |
| | | | | | Taxable Total: | 433,500 |
| | R | | E | 901 | RURAL RESIDENCE EXEMPTION (RAP) | 380 |
| | | | | | 100% Alberta School Foundation Fund | |
| | | | | | Totals: | 433,880 |
| 5375000 | NE-8-24-23-4 | 146.26 Acres | | | | |
| | F | LAND | T | 1 | FARMLAND | Taxable Total: 18,360 |
| | | | | | 100% Christ The Redeemer Reg. 3 | |
| 5375010 | 9210699 1 | NE-8-24-23-4 4.25 Acres | | | | S.E. CORNER |
| | 234001B HWY 1 | | | | | |
| | F | LAND & IMPROVEMENTS | T | 1 | FARMLAND | 110 |
| | R | | T | 103 | RESIDENTIAL LAND & IMPROVEMENTS | 369,550 |
| | | | | | Taxable Total: | 369,660 |
| | R | | E | 901 | RURAL RESIDENCE EXEMPTION (RAP) | 61,540 |
| | R | | E | 903 | FARM BUILDING EXEMPT | 9,700 |
| | | | | | 100% Christ The Redeemer Reg. 3 | |
| | | | | | Exempt Total: | 71,240 |
| | | | | | Totals: | 440,900 |
| 5376000 | NW-8-24-23-4 | 147.44 Acres | | | | |
| | F | LAND | T | 1 | FARMLAND | Taxable Total: 33,730 |
| | | | | | 100% Christ The Redeemer Reg. 3 | |
| 5376010 | 9811978 1 | NW-8-24-23-4 3.00 Acres | | | | SOUTHWEST CORNER |
| | 241045 RGE RD 235 | | | | | |
| | R | LAND & IMPROVEMENTS | T | 103 | RESIDENTIAL LAND & IMPROVEMENTS | Taxable Total: 455,300 |
| | | | | | 100% Alberta School Foundation Fund | |
| 5377000 | SE-8-24-23-4 | 160.00 Acres | | | | |
| | F | LAND | T | 1 | FARMLAND | Taxable Total: 19,860 |
| | | | | | 100% Christ The Redeemer Reg. 3 | |
| 5378000 | SW-8-24-23-4 | 154.20 Acres | | | | |



2020 Assessment Roll (Valuation Date 1-July, 2020) 2021 Taxation Year, Wheatland County

Assessment Year: 2020
Tax Year: 2021

| Roll | Legal Address | | | | Total |
|---------|----------------|--------------------------|---|---|------------------------|
| 5378010 | F | LAND | T 1 | FARMLAND 100% Alberta School Foundation Fund | Taxable Total: 38,060 |
| | 0011433 1 | SW-8-24-23-4 3.00 Acres | SOUTHWEST CORNER | | |
| | 241003 | RGE RD 235 | | | |
| 5379000 | R | LAND & IMPROVEMENTS | T 103 | RESIDENTIAL LAND & IMPROVEMENTS 100% Alberta School Foundation Fund | Taxable Total: 578,900 |
| | NE-9-24-23-4 | 146.42 Acres | | | |
| 5380000 | F | LAND | T 1 | FARMLAND 100% Alberta School Foundation Fund | Taxable Total: 36,960 |
| | 3269FJ A | NE-9-24-23-4 3.73 Acres | SOUTHWEST CORNER | | |
| 5381000 | F | LAND | T 1 | FARMLAND 50% The Golden Hills Reg. Div. 15 50% Christ The Redeemer Reg. 3 | Taxable Total: 620 |
| | NW-9-24-23-4 | 139.33 Acres | | | |
| | 234001A | HWY 1 | | | |
| 5382000 | F | LAND & IMPROVEMENTS | T 1 | FARMLAND | 34,990 |
| | R | | T 103 | RESIDENTIAL LAND & IMPROVEMENTS | 389,610 |
| | R | | E 901 | RURAL RESIDENCE EXEMPTION (RAP) | 61,540 |
| | R | | E 903 | FARM BUILDING EXEMPT 50% The Golden Hills Reg. Div. 15 50% Christ The Redeemer Reg. 3 | 11,060 |
| | | | | Exempt Total: | 72,600 |
| | | | | Totals: | 497,200 |
| 5382000 | 3269FJ A,B | NW-9-24-23-4 11.01 Acres | Parcel A=19a; Parcel B=10.82a | | |
| 5383000 | F | LAND | T 1 | FARMLAND 100% Alberta School Foundation Fund | Taxable Total: 2,050 |
| | SE-9-24-23-4 | 150.07 Acres | | | |
| 5383010 | F | LAND | T 1 | FARMLAND 50% The Golden Hills Reg. Div. 15 50% Christ The Redeemer Reg. 3 | Taxable Total: 35,280 |
| | 9912823 AREA A | SE-9-24-23-4 3.46 Acres | SOUTHEAST CORNER Namaka - 4285 Substation | | |
| | NR-D | LAND & IMPROVEMENTS | T 106 | DIP NON-RES. LAND & IMPROVEMENTS | Taxable Total: 288,540 |



2020 Assessment Roll (Valuation Date 1-July, 2020) 2021 Taxation Year, Wheatland County

Assessment Year: 2020
Tax Year: 2021

| Roll | Legal Address | | | | | | | | | | Total |
|-------------------------------------|-------------------------------------|---------------------|--------------|----------------|-----|---------------------------------|--|----------------|--|---------|-------|
| | 100% Alberta School Foundation Fund | | | | | | | | | | |
| 5384000 | SW-9-24-23-4 | | 160.00 Acres | | | | | | | | |
| | F | LAND | | T | 1 | FARMLAND | | Taxable Total: | | 33,150 | |
| 100% Alberta School Foundation Fund | | | | | | | | | | | |
| 5385000 | NE-10-24-23-4 | | 148.49 Acres | | | | | | | | |
| | F | LAND | | T | 1 | FARMLAND | | Taxable Total: | | 31,380 | |
| 100% Alberta School Foundation Fund | | | | | | | | | | | |
| 5386000 | NW-10-24-23-4 | | 150.05 Acres | | | | | | | | |
| | F | LAND | | T | 1 | FARMLAND | | Taxable Total: | | 32,910 | |
| 100% Christ The Redeemer Reg. 3 | | | | | | | | | | | |
| 5387000 | SE-10-24-23-4 | | 154.48 Acres | | | | | | | | |
| | F | LAND | | T | 1 | FARMLAND | | Taxable Total: | | 28,210 | |
| 100% Alberta School Foundation Fund | | | | | | | | | | | |
| 5388000 | SW-10-24-23-4 | | 153.07 Acres | | | | | | | | |
| | F | LAND | | T | 1 | FARMLAND | | Taxable Total: | | 35,400 | |
| 100% Alberta School Foundation Fund | | | | | | | | | | | |
| 5388010 | 9311309 1 | SW-10-24-23-4 | 6.34 Acres | N.W. CORNER | | | | | | | |
| | 241035 RGE RD 233 | | | | | | | | | | |
| | F | LAND & IMPROVEMENTS | | T | 1 | FARMLAND | | | | 570 | |
| | R | | | T | 103 | RESIDENTIAL LAND & IMPROVEMENTS | | | | 671,620 | |
| | | | | Taxable Total: | | | | | | 672,190 | |
| | R | | | E | 901 | RURAL RESIDENCE EXEMPTION (RAP) | | | | 33,480 | |
| 50% The Golden Hills Reg. Div. 15 | | | | | | | | | | | |
| 50% Christ The Redeemer Reg. 3 | | | | | | | | | | | |
| 5389000 | NE-11-24-23-4 | | 149.40 Acres | | | | | | | | |
| | F | LAND | | T | 1 | FARMLAND | | Taxable Total: | | 28,080 | |
| 100% Alberta School Foundation Fund | | | | | | | | | | | |
| 5390000 | NW-11-24-23-4 | | 131.65 Acres | | | | | | | | |
| | F | LAND | | T | 1 | FARMLAND | | Taxable Total: | | 21,000 | |



2020 Assessment Roll (Valuation Date 1-July, 2020) 2021 Taxation Year, Wheatland County

Assessment Year: 2020
Tax Year: 2021

| Roll | Legal Address | | | | | | | | | | Total | |
|-------------------------------------|---|---------------------|---------------|--------------|-------------------------------------|---------------------------------|--------------------------------------|--|-------|----------------|---------|---------|
| 5390010 | 9110866 A | | NW-11-24-23-4 | 18.46 Acres | 100% Alberta School Foundation Fund | | | | | | | |
| | S. 1/2 LSD 1 Gates Mechanical (Farm Equipment Repair) | | | | | | | | | | | |
| | 241041 RGE RD 232 | | | | | | | | | | | |
| | F | LAND & IMPROVEMENTS | | | T | 1 | FARMLAND | | | 1,110 | | |
| | R | | | | T | 103 | RESIDENTIAL LAND & IMPROVEMENTS | | | 308,330 | | |
| | NR | | | | T | 105 | NON-RESEIDENTIAL LAND & IMPROVEMENTS | | | 272,610 | | |
| | Taxable Total: | | | | | | | | | | 582,050 | |
| R | | | | E | 901 | RURAL RESIDENCE EXEMPTION (RAP) | | | 1,110 | | | |
| 100% Alberta School Foundation Fund | | | | | | | | | | | Totals: | 583,160 |
| 5391000 | SE-11-24-23-4 | | 160.00 Acres | | | | | | | | | |
| | F | LAND | | | T | 1 | FARMLAND | | | Taxable Total: | 29,390 | |
| 100% Alberta School Foundation Fund | | | | | | | | | | | | |
| 5392000 | SW-11-24-23-4 | | 160.00 Acres | | | | | | | | | |
| | F | LAND | | | T | 1 | FARMLAND | | | Taxable Total: | 36,460 | |
| 100% Alberta School Foundation Fund | | | | | | | | | | | | |
| 5393000 | 1111562 2 1 | | NE-12-24-23-4 | 102.59 Acres | NE OF CREEK | | | | | | | |
| | F | LAND | | | T | 1 | FARMLAND | | | Taxable Total: | 23,840 | |
| 100% Alberta School Foundation Fund | | | | | | | | | | | | |
| 5393005 | 8610547 | | NE-12-24-23-4 | 30.00 Acres | Road Plan, NE Corner | | | | | | | |
| | F | LAND | | | T | 1 | FARMLAND | | | Taxable Total: | 6,380 | |
| 100% Alberta School Foundation Fund | | | | | | | | | | | | |
| 5393010 | 9411284 1 | | NE-12-24-23-4 | 4.84 Acres | S.E. CORNER | | | | | | | |
| 241044 HWY 1 | | | | | | | | | | | | |
| | R | LAND & IMPROVEMENTS | | | T | 103 | RESIDENTIAL LAND & IMPROVEMENTS | | | Taxable Total: | 368,300 | |
| 100% Christ The Redeemer Reg. 3 | | | | | | | | | | | | |
| 5394000 | 1111562 2 2 | | NW-12-24-23-4 | 146.44 Acres | SW OF CREEK | | | | | | | |
| | F | LAND | | | T | 1 | FARMLAND | | | Taxable Total: | 27,210 | |
| 100% Alberta School Foundation Fund | | | | | | | | | | | | |
| 5395000 | SE-12-24-23-4 | | 160.00 Acres | | | | | | | | | |
| | F | LAND | | | T | 1 | FARMLAND | | | Taxable Total: | 32,970 | |



2020 Assessment Roll (Valuation Date 1-July, 2020) 2021 Taxation Year, Wheatland County

Assessment Year: 2020
Tax Year: 2021

| Roll | Legal Address | | | | | | Total |
|---------|--|--------------|---|--------------------------------------|----------------|--|---------|
| | | | 100% Alberta School Foundation Fund | | | | |
| 5396000 | SW-12-24-23-4 | 160.00 Acres | | | | | |
| | F LAND | | T 1 | FARMLAND | Taxable Total: | | 31,610 |
| | | | 100% Alberta School Foundation Fund | | | | |
| 5397000 | NE-13-24-23-4 | 160.00 Acres | | | | | |
| | F LAND | | T 1 | FARMLAND | Taxable Total: | | 34,540 |
| | | | 100% Alberta School Foundation Fund | | | | |
| 5398000 | NW-13-24-23-4 | 160.00 Acres | | | | | |
| | F LAND | | T 1 | FARMLAND | Taxable Total: | | 39,780 |
| | | | 100% Alberta School Foundation Fund | | | | |
| 5399000 | SE-13-24-23-4 | 137.04 Acres | | | | | |
| | F LAND | | T 1 | FARMLAND | Taxable Total: | | 33,740 |
| | | | 100% Alberta School Foundation Fund | | | | |
| 5399010 | 0911482 2 1 SE-13-24-23-4 14.38 Acres 242022 RGE RD 230 | | EASTERLY PART OF LSD 8 & 1 Necia's Notables- Craft Shop | | | | |
| | F LAND & IMPROVEMENTS | | T 1 | FARMLAND | | | 980 |
| | R | | T 103 | RESIDENTIAL LAND & IMPROVEMENTS | | | 316,370 |
| | NR | | T 105 | NON-RESEIDENTIAL LAND & IMPROVEMENTS | | | 44,420 |
| | | | Taxable Total: | | | | 361,770 |
| | R | | E 901 | RURAL RESIDENCE EXEMPTION (RAP) | | | 980 |
| | | | 100% Alberta School Foundation Fund | | | | |
| | | | Totals: | | | | 362,750 |
| 5400000 | 2634JK 1 SE-13-24-23-4 4.93 Acres 230024 HWY 561 | | SW.CORNER LSD1&SE.CORNER LSD2 All-In-One Auto Parts and Storage | | | | |
| | NR LAND & IMPROVEMENTS | | T 105 | NON-RESEIDENTIAL LAND & IMPROVEMENTS | Taxable Total: | | 458,720 |
| | | | 100% Alberta School Foundation Fund | | | | |
| 5402000 | 3237FQ A SE-13-24-23-4 1.00 Acres | | S.E. 240 FEET OF WEST 660' | | | | |
| | F LAND | | T 1 | FARMLAND | Taxable Total: | | 180 |
| | | | 100% Alberta School Foundation Fund | | | | |
| 5403000 | SW-13-24-23-4 | 157.59 Acres | | | | | |
| | F LAND | | T 1 | FARMLAND | Taxable Total: | | 32,390 |



2020 Assessment Roll (Valuation Date 1-July, 2020) 2021 Taxation Year, Wheatland County

Assessment Year: 2020
Tax Year: 2021

| Roll | Legal Address | | | | | | | Total |
|---------|---------------|---------------------|--------------|---|-------------------------------------|--------------------------------------|----------------|---------|
| | | | | | 100% Alberta School Foundation Fund | | | |
| 5404000 | 31JK B | NE-14-24-23-4 | 169.61 Acres | | | | | |
| | F | LAND | | T | 1 | FARMLAND | Taxable Total: | 22,580 |
| | | | | | 100% Alberta School Foundation Fund | | | |
| 5405000 | NE-14-24-23-4 | | 23.50 Acres | | SOUTHWEST CORNER | | | |
| | F | LAND | | T | 1 | FARMLAND | Taxable Total: | 4,330 |
| | | | | | 100% Alberta School Foundation Fund | | | |
| 5406000 | NW-14-24-23-4 | | 123.19 Acres | | | | | |
| | F | LAND | | T | 1 | FARMLAND | | 26,800 |
| | NR | | | T | 105 | NON-RESEIDENTIAL LAND & IMPROVEMENTS | | 123,220 |
| | | | | | 100% Alberta School Foundation Fund | | | |
| | | | | | Taxable Total: | | | 150,020 |
| 5408000 | NW-14-24-23-4 | | 15.76 Acres | | WEST OF ROAD | | | |
| | F | LAND | | T | 1 | FARMLAND | Taxable Total: | 1,250 |
| | | | | | 100% The Golden Hills Reg. Div. 15 | | | |
| 5409000 | SE-14-24-23-4 | | 135.99 Acres | | | | | |
| | F | LAND | | T | 1 | FARMLAND | Taxable Total: | 29,060 |
| | | | | | 100% Alberta School Foundation Fund | | | |
| 5411000 | 2175HO A | SE-14-24-23-4 | 4.10 Acres | | Southeast Corner | | | |
| | | 242006 RGE RD 231 | | | | | | |
| | R | LAND & IMPROVEMENTS | | T | 103 | RESIDENTIAL LAND & IMPROVEMENTS | | 265,500 |
| | R | | | E | 903 | FARM BUILDING EXEMPT | | 5,450 |
| | | | | | 100% Alberta School Foundation Fund | | | |
| | | | | | Totals: | | | 270,950 |
| 5412000 | SW-14-24-23-4 | | 115.94 Acres | | | | | |
| | F | LAND | | T | 1 | FARMLAND | Taxable Total: | 23,020 |
| | | | | | 100% Alberta School Foundation Fund | | | |
| 5412010 | 9510636 1 | SW-14-24-23-4 | 40.01 Acres | | E.PTN LSD 4 & S. 1/2 LSD 5 | | | |
| | | 242005 RGE RD 232 | | | | | | |
| | F | LAND & IMPROVEMENTS | | T | 1 | FARMLAND | | 3,770 |
| | R | | | T | 103 | RESIDENTIAL LAND & IMPROVEMENTS | | 348,230 |
| | | | | | Taxable Total: | | | 352,000 |



2020 Assessment Roll (Valuation Date 1-July, 2020) 2021 Taxation Year, Wheatland County

Assessment Year: 2020
Tax Year: 2021

| Roll | Legal Address | | | | | | Total |
|---------|---------------|---------------------|---|------|---------------------------------|----------------|---------|
| | R | | E | 901 | RURAL RESIDENCE EXEMPTION (RAP) | | 3,770 |
| | | | | 100% | Alberta School Foundation Fund | Totals: | 355,770 |
| 5413000 | SW-14-24-23-4 | 0.55 Acres | | | | N.E. CORNER | |
| | R | LAND | T | 104 | RESIDENTIAL VACANT LAND | Taxable Total: | 600 |
| | | | | 100% | The Golden Hills Reg. Div. 15 | | |
| 5414000 | NE-15-24-23-4 | 160.00 Acres | | | | | |
| | F | LAND | T | 1 | FARMLAND | Taxable Total: | 28,940 |
| | | | | 100% | The Golden Hills Reg. Div. 15 | | |
| 5415000 | NW-15-24-23-4 | 159.00 Acres | | | | | |
| | F | LAND | T | 1 | FARMLAND | Taxable Total: | 35,250 |
| | | | | 100% | The Golden Hills Reg. Div. 15 | | |
| 5416000 | SE-15-24-23-4 | 157.33 Acres | | | | | |
| | F | LAND | T | 1 | FARMLAND | Taxable Total: | 34,470 |
| | | | | 100% | Alberta School Foundation Fund | | |
| 5417000 | SW-15-24-23-4 | 156.63 Acres | | | | | |
| | | 242005 RGE RD 233 | | | | | |
| | F | LAND & IMPROVEMENTS | T | 1 | FARMLAND | | 36,360 |
| | R | | T | 103 | RESIDENTIAL LAND & IMPROVEMENTS | | 198,600 |
| | | | | | | Taxable Total: | 234,960 |
| | R | | E | 901 | RURAL RESIDENCE EXEMPTION (RAP) | | 25,700 |
| | | | | 100% | Alberta School Foundation Fund | Totals: | 260,660 |
| 5418000 | NE-16-24-23-4 | 159.00 Acres | | | | | |
| | F | LAND | T | 1 | FARMLAND | Taxable Total: | 31,420 |
| | | | | 100% | Alberta School Foundation Fund | | |
| 5419000 | NW-16-24-23-4 | 160.00 Acres | | | | | |
| | F | LAND | T | 1 | FARMLAND | Taxable Total: | 7,960 |
| | | | | 100% | Alberta School Foundation Fund | | |
| 5420000 | SE-16-24-23-4 | 146.37 Acres | | | | | |
| | F | LAND | T | 1 | FARMLAND | Taxable Total: | 32,530 |



2020 Assessment Roll (Valuation Date 1-July, 2020) 2021 Taxation Year, Wheatland County

Assessment Year: 2020
Tax Year: 2021

| Roll | Legal Address | | | | | | Total |
|---------|-------------------------|--------------|-------------------------------------|---------------------------------|----------------|------------------|---------|
| | | | 100% Alberta School Foundation Fund | | | | |
| 5421000 | SW-16-24-23-4 | 157.14 Acres | | | | | |
| | F LAND | | T 1 | FARMLAND | Taxable Total: | | 34,990 |
| | | | 100% Alberta School Foundation Fund | | | | |
| 5422000 | NE-17-24-23-4 | 160.00 Acres | | | | | |
| | F LAND | | T 1 | FARMLAND | Taxable Total: | | 7,950 |
| | | | 100% Alberta School Foundation Fund | | | | |
| 5423000 | NW-17-24-23-4 | 157.00 Acres | | | | | |
| | F LAND | | T 1 | FARMLAND | Taxable Total: | | 30,310 |
| | | | 100% Alberta School Foundation Fund | | | | |
| 5423010 | 9512778 1 NW-17-24-23-4 | 3.00 Acres | | | | NORTHWEST CORNER | |
| | F LAND | | T 1 | FARMLAND | Taxable Total: | | 500 |
| | | | 100% Alberta School Foundation Fund | | | | |
| 5424000 | SE-17-24-23-4 | 156.86 Acres | | | | | |
| | F LAND | | T 1 | FARMLAND | Taxable Total: | | 34,480 |
| | | | 100% Alberta School Foundation Fund | | | | |
| 5425000 | SW-17-24-23-4 | 154.36 Acres | | | | | |
| | F LAND | | T 1 | FARMLAND | Taxable Total: | | 32,100 |
| | | | 100% Alberta School Foundation Fund | | | | |
| 5425010 | 9512779 2 SW-17-24-23-4 | 3.00 Acres | | | | NORTHWEST CORNER | |
| | F LAND | | T 1 | FARMLAND | Taxable Total: | | 370 |
| | | | 100% Alberta School Foundation Fund | | | | |
| 5426000 | NE-18-24-23-4 | 160.00 Acres | | | | | |
| | 242044 RGE RD 235 | | | | | | |
| | F LAND & IMPROVEMENTS | | T 1 | FARMLAND | | | 31,000 |
| | R | | T 103 | RESIDENTIAL LAND & IMPROVEMENTS | | | 383,630 |
| | | | | | Taxable Total: | | 414,630 |
| | R | | E 901 | RURAL RESIDENCE EXEMPTION (RAP) | | | 30,770 |
| | | | | | Totals: | | 445,400 |



2020 Assessment Roll (Valuation Date 1-July, 2020) 2021 Taxation Year, Wheatland County

Assessment Year: 2020
Tax Year: 2021

| Roll | Legal Address | 100% Alberta School Foundation Fund | | | | Total |
|---------|--|-------------------------------------|--------------------------------------|----------------|--|---------|
| 5427000 | NW-18-24-23-4 160.00 Acres | | | | | |
| | F LAND | T 1 | FARMLAND | Taxable Total: | | 34,580 |
| | | | 100% Alberta School Foundation Fund | | | |
| 5428010 | SE-18-24-23-4 136.66 Acres | | | | | |
| | F LAND | T 1 | FARMLAND | Taxable Total: | | 30,070 |
| | | | 100% Alberta School Foundation Fund | | | |
| 5428020 | 8910466 1 SE-18-24-23-4 20.66 Acres 242028 RGE RD 235 | | | | Northeast Corner Sproule Bed & Breakfast | |
| | F LAND & IMPROVEMENTS | T 1 | FARMLAND | | | 2,380 |
| | R | T 103 | RESIDENTIAL LAND & IMPROVEMENTS | | | 550,390 |
| | NR | T 105 | NON-RESEIDENTIAL LAND & IMPROVEMENTS | | | 81,760 |
| | | | | Taxable Total: | | 634,530 |
| | R | E 901 | RURAL RESIDENCE EXEMPTION (RAP) | | | 3,330 |
| | | | 100% Alberta School Foundation Fund | Totals: | | 637,860 |
| 5429000 | SW-18-24-23-4 154.43 Acres | | | | | |
| | F LAND | T 1 | FARMLAND | Taxable Total: | | 31,530 |
| | | | 100% Alberta School Foundation Fund | | | |
| 5429010 | 9510727 1 SW-18-24-23-4 3.00 Acres 242023 RGE RD 240 | | | | SOUTHWEST CORNER LSD 5 | |
| | R LAND & IMPROVEMENTS | T 103 | RESIDENTIAL LAND & IMPROVEMENTS | Taxable Total: | | 535,500 |
| | | | 100% Alberta School Foundation Fund | | | |
| 5430000 | NE-19-24-23-4 159.20 Acres 243038 RGE RD 235 | | | | | |
| | F LAND & IMPROVEMENTS | T 1 | FARMLAND | | | 20,090 |
| | R | T 103 | RESIDENTIAL LAND & IMPROVEMENTS | | | 581,170 |
| | | | | Taxable Total: | | 601,260 |
| | R | E 901 | RURAL RESIDENCE EXEMPTION (RAP) | | | 61,540 |
| | R | E 903 | FARM BUILDING EXEMPT | | | 28,660 |
| | | | 100% Alberta School Foundation Fund | Exempt Total: | | 90,200 |
| | | | | Totals: | | 691,460 |
| 5431010 | NW-19-24-23-4 140.00 Acres | | | | | |
| | F LAND | T 1 | FARMLAND | Taxable Total: | | 20,130 |



2020 Assessment Roll (Valuation Date 1-July, 2020) 2021 Taxation Year, Wheatland County

Assessment Year: 2020
Tax Year: 2021

| Roll | Legal Address | | | | | | | | | | Total |
|---------|-------------------------------------|---------------------|--------------------------|--|--------------------------|-----|--------------------------------------|--|--|----------------|---------|
| | 100% Alberta School Foundation Fund | | | | | | | | | | |
| 5431020 | NW-19-24-23-4 | | 20.00 Acres | | NORTHWEST CORNER | | | | | | |
| | 243077 RGE RD 240 | | | | | | | | | | |
| | F | LAND & IMPROVEMENTS | | | T | 1 | FARMLAND | | | 1,240 | |
| | R | | | | T | 103 | RESIDENTIAL LAND & IMPROVEMENTS | | | 361,310 | |
| | Taxable Total: | | | | | | | | | | 362,550 |
| | R | | | | E | 901 | RURAL RESIDENCE EXEMPTION (RAP) | | | 1,240 | |
| | R | | | | E | 903 | FARM BUILDING EXEMPT | | | 7,650 | |
| | 100% Alberta School Foundation Fund | | | | | | | | | | |
| | Exempt Total: | | | | | | | | | | 8,890 |
| | Totals: | | | | | | | | | | 371,440 |
| 5432000 | SE-19-24-23-4 | | 160.00 Acres | | | | | | | | |
| | F | LAND | | | T | 1 | FARMLAND | | | Taxable Total: | 20,600 |
| | 100% Alberta School Foundation Fund | | | | | | | | | | |
| 5433000 | SW-19-24-23-4 | | 120.00 Acres | | | | | | | | |
| | F | LAND | | | T | 1 | FARMLAND | | | Taxable Total: | 25,450 |
| | 100% Christ The Redeemer Reg. 3 | | | | | | | | | | |
| 5434000 | 9111337 B | | SW-19-24-23-4 2.73 Acres | | NORTHWEST CORNER OF LSD4 | | | | | | |
| | 243017 RGE RD 240 | | | | | | | | | | |
| | R | LAND & IMPROVEMENTS | | | T | 103 | RESIDENTIAL LAND & IMPROVEMENTS | | | Taxable Total: | 428,500 |
| | 100% The Golden Hills Reg. Div. 15 | | | | | | | | | | |
| 5434010 | 8510745 A | | SW-19-24-23-4 3.45 Acres | | BOTTOM 100 FEET OF LSD 4 | | | | | | |
| | 243001 RGE RD 240 | | | | | | | | | | |
| | R | LAND & IMPROVEMENTS | | | T | 103 | RESIDENTIAL LAND & IMPROVEMENTS | | | Taxable Total: | 451,100 |
| | 100% Alberta School Foundation Fund | | | | | | | | | | |
| 5434020 | SW-19-24-23-4 | | 33.30 Acres | | LSD 4 Moore's Greenhouse | | | | | | |
| | 243003 RGE RD 240 | | | | | | | | | | |
| | F | LAND & IMPROVEMENTS | | | T | 1 | FARMLAND | | | 4,680 | |
| | R | | | | T | 103 | RESIDENTIAL LAND & IMPROVEMENTS | | | 296,550 | |
| | NR | | | | T | 105 | NON-RESEIDENTIAL LAND & IMPROVEMENTS | | | 30,910 | |
| | Taxable Total: | | | | | | | | | | 332,140 |
| | R | | | | E | 903 | FARM BUILDING EXEMPT | | | 132,330 | |
| | 100% Alberta School Foundation Fund | | | | | | | | | | |
| | Totals: | | | | | | | | | | 464,470 |
| 5435000 | NE-20-24-23-4 | | 159.50 Acres | | | | | | | | |



2020 Assessment Roll (Valuation Date 1-July, 2020) 2021 Taxation Year, Wheatland County

Assessment Year: 2020
Tax Year: 2021

| Roll | Legal Address | | | | | Total |
|---------|---------------|--------------------------|---|-----|-------------------------------------|-------------------------|
| | F | LAND | T | 1 | FARMLAND | Taxable Total: 33,350 |
| | | | | | 100% Christ The Redeemer Reg. 3 | |
| 5436000 | NW-20-24-23-4 | 159.21 Acres | | | | |
| | F | LAND | T | 1 | FARMLAND | Taxable Total: 32,010 |
| | | | | | 100% Christ The Redeemer Reg. 3 | |
| 5437000 | SE-20-24-23-4 | 160.00 Acres | | | | |
| | | 243037 RGE RD 235 | | | | |
| | F | LAND & IMPROVEMENTS | T | 1 | FARMLAND | 5,510 |
| | R | | T | 103 | RESIDENTIAL LAND & IMPROVEMENTS | 367,670 |
| | | | | | Taxable Total: | 373,180 |
| | R | | E | 901 | RURAL RESIDENCE EXEMPTION (RAP) | 61,540 |
| | R | | E | 903 | FARM BUILDING EXEMPT | 11,310 |
| | | | | | 100% Christ The Redeemer Reg. 3 | |
| | | | | | Exempt Total: | 72,850 |
| | | | | | Totals: | 446,030 |
| 5438000 | SW-20-24-23-4 | 159.79 Acres | | | | |
| | F | LAND | T | 1 | FARMLAND | Taxable Total: 8,490 |
| | | | | | 100% Christ The Redeemer Reg. 3 | |
| 5439000 | NE-21-24-23-4 | 144.88 Acres | | | | |
| | F | LAND | T | 1 | FARMLAND | Taxable Total: 29,790 |
| | | | | | 100% Alberta School Foundation Fund | |
| 5439010 | NE-21-24-23-4 | 3.21 Acres | | | | NORTHWEST CORNER |
| | F | LAND | T | 1 | FARMLAND | Taxable Total: 1,070 |
| | | | | | 100% Alberta School Foundation Fund | |
| 5440000 | 1511279 1 3 | NE-21-24-23-4 5.24 Acres | | | | NW CORNER |
| | | 233027 TWP RD 244 | | | | |
| | R | LAND & IMPROVEMENTS | T | 103 | RESIDENTIAL LAND & IMPROVEMENTS | Taxable Total: 405,200 |
| | | | | | 100% Alberta School Foundation Fund | |
| 5440010 | 1511279 1 2 | NE-21-24-23-4 5.04 Acres | | | | NSD 141m from NW corner |
| | | 233035 TWP RD 244 | | | | |
| | R | LAND & IMPROVEMENTS | T | 103 | RESIDENTIAL LAND & IMPROVEMENTS | Taxable Total: 692,200 |
| | | | | | 100% Alberta School Foundation Fund | |



2020 Assessment Roll (Valuation Date 1-July, 2020) 2021 Taxation Year, Wheatland County

Assessment Year: 2020
Tax Year: 2021

| Roll | Legal Address | Total |
|---------|--|-------|
| 5441000 | NW-21-24-23-4 157.13 Acres | |
| | F LAND T 1 FARMLAND Taxable Total: 34,560 | |
| | 100% Alberta School Foundation Fund | |
| 5441010 | 0815335 1 1 NW-21-24-23-4 2.87 Acres N EASTERLY PTN 233049 TWP RD 244 | |
| | R LAND & IMPROVEMENTS T 103 RESIDENTIAL LAND & IMPROVEMENTS Taxable Total: 319,100 | |
| | 100% Alberta School Foundation Fund | |
| 5442000 | SE-21-24-23-4 158.84 Acres | |
| | F LAND T 1 FARMLAND Taxable Total: 33,670 | |
| | 100% Alberta School Foundation Fund | |
| 5443000 | SW-21-24-23-4 160.00 Acres | |
| | F LAND T 1 FARMLAND Taxable Total: 25,650 | |
| | 100% Alberta School Foundation Fund | |
| 5444000 | NE-22-24-23-4 148.20 Acres | |
| | F LAND T 1 FARMLAND Taxable Total: 34,780 | |
| | 100% Alberta School Foundation Fund | |
| 5445000 | 2044FJ A NE-22-24-23-4 11.80 Acres NORTHEAST CORNER 232003 TWP RD 244 | |
| | F LAND & IMPROVEMENTS T 1 FARMLAND 810 | |
| | R T 103 RESIDENTIAL LAND & IMPROVEMENTS 484,900 | |
| | R Taxable Total: 485,710 | |
| | R E 901 RURAL RESIDENCE EXEMPTION (RAP) 810 | |
| | R E 903 FARM BUILDING EXEMPT 31,190 | |
| | 100% Alberta School Foundation Fund Exempt Total: 32,000 | |
| | Totals: 517,710 | |
| 5446000 | NW-22-24-23-4 157.39 Acres | |
| | F LAND T 1 FARMLAND Taxable Total: 36,290 | |
| | 100% Alberta School Foundation Fund | |
| 5447000 | SE-22-24-23-4 160.00 Acres | |
| | F LAND T 1 FARMLAND Taxable Total: 31,320 | |



2020 Assessment Roll (Valuation Date 1-July, 2020) 2021 Taxation Year, Wheatland County

Assessment Year: 2020
Tax Year: 2021

| Roll | Legal Address | | | | | | Total |
|---------|--------------------|---------------------|-------------------------------------|-----|---------------------------------|----------------|---------|
| | | | 100% Alberta School Foundation Fund | | | | |
| 5448000 | SW-22-24-23-4 | 119.60 Acres | | | | | |
| | 243019 RGE RD 233 | | | | | | |
| | F | LAND & IMPROVEMENTS | T | 1 | FARMLAND | | 27,600 |
| | R | | T | 103 | RESIDENTIAL LAND & IMPROVEMENTS | | 317,960 |
| | | | Taxable Total: | | | | 345,560 |
| | R | | E | 901 | RURAL RESIDENCE EXEMPTION (RAP) | | 61,540 |
| | R | | E | 903 | FARM BUILDING EXEMPT | | 30,920 |
| | | | 100% Alberta School Foundation Fund | | | | |
| | | | Exempt Total: | | | | 92,460 |
| | | | Totals: | | | | 438,020 |
| 5449000 | SW-22-24-23-4 | 39.91 Acres | S 1/2 LSD 3 & 4 | | | | |
| | 243007A RGE RD 233 | | | | | | |
| | F | LAND & IMPROVEMENTS | T | 1 | FARMLAND | | 4,750 |
| | R | | T | 103 | RESIDENTIAL LAND & IMPROVEMENTS | | 685,650 |
| | | | Taxable Total: | | | | 690,400 |
| | R | | E | 901 | RURAL RESIDENCE EXEMPTION (RAP) | | 4,750 |
| | | | 100% Alberta School Foundation Fund | | | | |
| | | | Totals: | | | | 695,150 |
| 5450000 | NE-23-24-23-4 | 160.00 Acres | | | | | |
| | F | LAND | T | 1 | FARMLAND | Taxable Total: | 38,970 |
| | | | 100% Alberta School Foundation Fund | | | | |
| 5451000 | NW-23-24-23-4 | 157.75 Acres | | | | | |
| | F | LAND | T | 1 | FARMLAND | Taxable Total: | 31,710 |
| | | | 100% Alberta School Foundation Fund | | | | |
| 5453000 | SE-23-24-23-4 | 160.00 Acres | | | | | |
| | F | LAND | T | 1 | FARMLAND | Taxable Total: | 39,550 |
| | | | 100% Alberta School Foundation Fund | | | | |
| 5454000 | 1990FI A,B | SW-23-24-23-4 | SOUTHWEST OF WATER COURSE | | | | |
| | 243025 RGE RD 232 | 98.45 Acres | | | | | |
| | F | LAND & IMPROVEMENTS | T | 1 | FARMLAND | | 20,540 |
| | R | | T | 103 | RESIDENTIAL LAND & IMPROVEMENTS | | 310,400 |
| | | | Taxable Total: | | | | 330,940 |
| | R | | E | 901 | RURAL RESIDENCE EXEMPTION (RAP) | | 58,000 |
| | R | | E | 903 | FARM BUILDING EXEMPT | | 22,140 |
| | | | Exempt Total: | | | | 80,140 |



2020 Assessment Roll (Valuation Date 1-July, 2020) 2021 Taxation Year, Wheatland County

Assessment Year: 2020
Tax Year: 2021

| Roll | Legal Address | 100% Alberta School Foundation Fund | | | | | Total | |
|---------|-------------------------------------|-------------------------------------|-------------------------|--------------------|---------------------------------|----------------|---------|---------|
| Totals: | | | | | | | 411,080 | |
| 5455000 | SW-23-24-23-4 | 63.80 Acres | N.E. OF WATER COURSE | | | | | |
| | F | LAND | T | 1 | FARMLAND | Taxable Total: | 10,120 | |
| | 100% Alberta School Foundation Fund | | | | | | | |
| 5456000 | NE-24-24-23-4 | 160.00 Acres | | | | | | |
| | F | LAND | T | 1 | FARMLAND | Taxable Total: | 39,280 | |
| | 100% Alberta School Foundation Fund | | | | | | | |
| 5457000 | NW-24-24-23-4 | 160.00 Acres | | | | | | |
| | F | LAND | T | 1 | FARMLAND | Taxable Total: | 37,190 | |
| | 100% Alberta School Foundation Fund | | | | | | | |
| 5458000 | SE-24-24-23-4 | 160.00 Acres | | | | | | |
| | F | LAND | T | 1 | FARMLAND | Taxable Total: | 41,500 | |
| | 100% Alberta School Foundation Fund | | | | | | | |
| 5459000 | SW-24-24-23-4 | 160.00 Acres | | | | | | |
| | F | LAND | T | 1 | FARMLAND | Taxable Total: | 40,380 | |
| | 100% Alberta School Foundation Fund | | | | | | | |
| 5460000 | NE-25-24-23-4 | 108.92 Acres | NORTH OF CANAL R OF WAY | | | | | |
| | F | LAND | T | 1 | FARMLAND | Taxable Total: | 24,670 | |
| | 100% Alberta School Foundation Fund | | | | | | | |
| 5461000 | NE-25-24-23-4 | 40.01 Acres | SOUTH OF CANAL R OF WAY | | | | | |
| | | 244048 RGE RD 230 | | | | | | |
| | F | LAND & IMPROVEMENTS | T | 1 | FARMLAND | | 4,620 | |
| | R | | T | 103 | RESIDENTIAL LAND & IMPROVEMENTS | | 553,500 | |
| | | | Taxable Total: | | | | 558,120 | |
| | R | | E | 901 | RURAL RESIDENCE EXEMPTION (RAP) | | 5,200 | |
| | 100% Alberta School Foundation Fund | | | | | | Totals: | 563,320 |
| 5461010 | 9712134 | N -25-24-23-4 | 14.25 Acres | CANAL RIGHT OF WAY | | | | |
| | NR | LAND | E | 167 | WESTERN IRRIGATION DIST EXEMPT | Exempt Total: | 15,200 | |



2020 Assessment Roll (Valuation Date 1-July, 2020) 2021 Taxation Year, Wheatland County

Assessment Year: 2020
Tax Year: 2021

| Roll | Legal Address | | | | Total |
|---------|---------------------------------------|---------------------|---------------------------------------|----------------|---------|
| 5461020 | 1211921 1 1 NE-25-24-23-4 3.73 Acres | | 100% Alberta School Foundation Fund | | |
| | | | WITHIN LSD 9 | | |
| | F | LAND | T 1 FARMLAND | Taxable Total: | 580 |
| | | | 100% Alberta School Foundation Fund | | |
| 5462000 | NW-25-24-23-4 119.97 Acres | | NORTH OF CANAL R OF WAY | | |
| | F | LAND | T 1 FARMLAND | Taxable Total: | 26,810 |
| | | | 100% Alberta School Foundation Fund | | |
| 5463000 | NW-25-24-23-4 33.04 Acres | | SOUTH OF CANAL R OF WAY | | |
| | 244053 RGE RD 231 | | | | |
| | F | LAND & IMPROVEMENTS | T 1 FARMLAND | | 2,200 |
| | R | | T 103 RESIDENTIAL LAND & IMPROVEMENTS | | 411,400 |
| | | | Taxable Total: | | 413,600 |
| | R | | E 901 RURAL RESIDENCE EXEMPTION (RAP) | | 2,200 |
| | | | 100% Alberta School Foundation Fund | | |
| | | | Totals: | | 415,800 |
| 5464000 | SE-25-24-23-4 160.00 Acres | | | | |
| | F | LAND | T 1 FARMLAND | Taxable Total: | 31,960 |
| | | | 100% Alberta School Foundation Fund | | |
| 5465000 | SW-25-24-23-4 160.00 Acres | | | | |
| | F | LAND | T 1 FARMLAND | Taxable Total: | 34,920 |
| | | | 100% Alberta School Foundation Fund | | |
| 5467000 | NE-26-24-23-4 66.61 Acres | | NORTH OF CANAL | | |
| | F | LAND | T 1 FARMLAND | Taxable Total: | 14,770 |
| | | | 100% Alberta School Foundation Fund | | |
| 5467005 | 1811935 2 1 NE-26-24-23-4 15.33 Acres | | SW PART LSD 15 & S. PART LSD 16 | | |
| | 244056B RGE RD 231 | | | | |
| | F | LAND & IMPROVEMENTS | T 1 FARMLAND | | 1,810 |
| | R | | T 103 RESIDENTIAL LAND & IMPROVEMENTS | | 277,120 |
| | | | Taxable Total: | | 278,930 |
| | R | | E 901 RURAL RESIDENCE EXEMPTION (RAP) | | 16,580 |
| | R | | E 903 FARM BUILDING EXEMPT | | 22,800 |
| | | | Exempt Total: | | 39,380 |
| | | | Totals: | | 318,310 |



2020 Assessment Roll (Valuation Date 1-July, 2020) 2021 Taxation Year, Wheatland County

Assessment Year: 2020
Tax Year: 2021

| Roll | Legal Address | 100% Alberta School Foundation Fund | | | | Total |
|---------|--|-------------------------------------|-------------------------------------|----------------|--|---------|
| 5467010 | 0714556 1 1 NE-26-24-23-4 3.11 Acres 244056A RGE RD 231 | N.E. CORNER LSD 9 | | | | |
| | F LAND & IMPROVEMENTS | T 1 | FARMLAND | | | 20 |
| | R | T 103 | RESIDENTIAL LAND & IMPROVEMENTS | | | 383,180 |
| | | | | Taxable Total: | | 383,200 |
| | R | E 901 | RURAL RESIDENCE EXEMPTION (RAP) | | | 20 |
| | | | 100% Alberta School Foundation Fund | Totals: | | 383,220 |
| 5468000 | E -26-24-23-4 229.50 Acres 244052 RGE RD 231 | SOUTH OF CANAL | | | | |
| | F LAND & IMPROVEMENTS | T 1 | FARMLAND | | | 41,750 |
| | R | T 103 | RESIDENTIAL LAND & IMPROVEMENTS | | | 276,900 |
| | | | | Taxable Total: | | 318,650 |
| | R | E 901 | RURAL RESIDENCE EXEMPTION (RAP) | | | 41,750 |
| | R | E 903 | FARM BUILDING EXEMPT | | | 20,740 |
| | | | 100% Alberta School Foundation Fund | Exempt Total: | | 62,490 |
| | | | | Totals: | | 381,140 |
| 5468010 | 9712134 N -26-24-23-4 10.23 Acres | Canal Right of Way | | | | |
| | NR LAND | E 167 | WESTERN IRRIGATION DIST EXEMPT | Exempt Total: | | 10,910 |
| | | | 100% Alberta School Foundation Fund | | | |
| 5469000 | NW-26-24-23-4 132.61 Acres | S.W. OF CANAL | | | | |
| | F LAND | T 1 | FARMLAND | Taxable Total: | | 18,310 |
| | | | 100% Alberta School Foundation Fund | | | |
| 5470000 | 0313185 1 1 NW-26-24-23-4 24.07 Acres | NE CORNER , N OF CANAL | | | | |
| | F LAND | T 1 | FARMLAND | Taxable Total: | | 1,520 |
| | | | 100% Alberta School Foundation Fund | | | |
| 5472000 | SW-26-24-23-4 160.00 Acres | | | | | |
| | F LAND | T 1 | FARMLAND | Taxable Total: | | 29,820 |
| | | | 100% Alberta School Foundation Fund | | | |
| 5473000 | NE-27-24-23-4 156.20 Acres | NORTH OF CANAL | | | | |
| | F LAND | T 1 | FARMLAND | Taxable Total: | | 23,260 |
| | | | 100% Alberta School Foundation Fund | | | |



2020 Assessment Roll (Valuation Date 1-July, 2020) 2021 Taxation Year, Wheatland County

Assessment Year: 2020
Tax Year: 2021

| Roll | Legal Address | Total |
|---------|---|------------------------|
| 5475000 | NW-27-24-23-4 86.83 Acres 244079 RGE RD 233 SW OF CENTRAL DRAW | |
| | F LAND & IMPROVEMENTS T 1 FARMLAND | 6,530 |
| | R T 103 RESIDENTIAL LAND & IMPROVEMENTS | 200,170 |
| | | Taxable Total: 206,700 |
| | R E 901 RURAL RESIDENCE EXEMPTION (RAP) | 6,530 |
| | 100% Alberta School Foundation Fund Totals: | 213,230 |
| 5476000 | 1013662 1 1 NW-27-24-23-4 54.57 Acres 244081A RGE RD 233 NE OF CENTRAL DRAW | |
| | F LAND & IMPROVEMENTS T 1 FARMLAND | 3,670 |
| | R E 903 FARM BUILDING EXEMPT | 10,500 |
| | 100% Alberta School Foundation Fund Totals: | 14,170 |
| 5476010 | 1311573 1 2 NW-27-24-23-4 17.39 Acres 244081 RGE RD 233 N part LSD 13 & 14 | |
| | F LAND & IMPROVEMENTS T 1 FARMLAND | 1,050 |
| | R T 103 RESIDENTIAL LAND & IMPROVEMENTS | 438,450 |
| | | Taxable Total: 439,500 |
| | R E 901 RURAL RESIDENCE EXEMPTION (RAP) | 1,050 |
| | 100% Alberta School Foundation Fund Totals: | 440,550 |
| 5477000 | 2045FJ A SE-27-24-23-4 100.50 Acres Parcel A, S.W. OF CANAL | |
| | F LAND T 1 FARMLAND | |
| | 100% Alberta School Foundation Fund Taxable Total: | 17,960 |
| 5478000 | SE-27-24-23-4 63.30 Acres N.E. OF CANAL | |
| | F LAND T 1 FARMLAND | |
| | 100% Alberta School Foundation Fund Taxable Total: | 8,600 |
| 5479000 | SW-27-24-23-4 158.79 Acres | |
| | F LAND T 1 FARMLAND | |
| | 100% Alberta School Foundation Fund Taxable Total: | 30,700 |
| 5480000 | NE-28-24-23-4 159.00 Acres | |
| | F LAND T 1 FARMLAND | |
| | 100% Alberta School Foundation Fund Taxable Total: | 21,370 |



2020 Assessment Roll (Valuation Date 1-July, 2020) 2021 Taxation Year, Wheatland County

Assessment Year: 2020
Tax Year: 2021

| Roll | Legal Address | Total |
|---------|--|-------|
| 5481000 | NW-28-24-23-4 157.00 Acres | |
| | F LAND T 1 FARMLAND Taxable Total: 38,060 | |
| | 100% Alberta School Foundation Fund | |
| 5481010 | 9210357 1 NW-28-24-23-4 3.00 Acres SOUTHWEST CORNER 244041 RGE RD 234 | |
| | R LAND & IMPROVEMENTS T 103 RESIDENTIAL LAND & IMPROVEMENTS Taxable Total: 233,000 | |
| | 100% Alberta School Foundation Fund | |
| 5482000 | SE-28-24-23-4 158.72 Acres | |
| | 244032 RGE RD 233 | |
| | F LAND & IMPROVEMENTS T 1 FARMLAND 30,720 | |
| | R T 103 RESIDENTIAL LAND & IMPROVEMENTS 322,610 | |
| | R Taxable Total: 353,330 | |
| | E 901 RURAL RESIDENCE EXEMPTION (RAP) 52,090 | |
| | 100% Alberta School Foundation Fund Totals: 405,420 | |
| 5483000 | SW-28-24-23-4 111.57 Acres LSD 3; E. 1/2 LSD 4&5; N&W LSD 6 | |
| | F LAND T 1 FARMLAND Taxable Total: 25,100 | |
| | 100% Alberta School Foundation Fund | |
| 5483010 | 0915193 1 1 SW-28-24-23-4 4.22 Acres SE CORNER 233048 TWP RD 244 | |
| | R LAND & IMPROVEMENTS T 103 RESIDENTIAL LAND & IMPROVEMENTS 801,430 | |
| | R E 903 FARM BUILDING EXEMPT 13,570 | |
| | 100% Alberta School Foundation Fund Totals: 815,000 | |
| 5483020 | 1211484 2 1 SW-28-24-23-4 4.21 Acres SOUTHWEST CORNER OF LSD 3 233054A TWP RD 244 | |
| | F LAND & IMPROVEMENTS T 1 FARMLAND 290 | |
| | R T 103 RESIDENTIAL LAND & IMPROVEMENTS 273,960 | |
| | R Taxable Total: 274,250 | |
| | E 901 RURAL RESIDENCE EXEMPTION (RAP) 61,540 | |
| | 100% Alberta School Foundation Fund Totals: 335,790 | |
| 5484000 | SW-28-24-23-4 34.02 Acres SW portion of LSD 4 | |
| | F LAND T 1 FARMLAND Taxable Total: 7,860 | |
| | 100% Alberta School Foundation Fund | |



2020 Assessment Roll (Valuation Date 1-July, 2020) 2021 Taxation Year, Wheatland County

Assessment Year: 2020
Tax Year: 2021

| Roll | Legal Address | | | | | Total |
|---------|---|-------------------------------------|---------------------------------|----------------|--|---------|
| 5484010 | 1511615 3 1 SW-28-24-23-4 5.98 Acres 244039 RGE RD 234 | NW corner of LSD 5 | | | | |
| | F LAND & IMPROVEMENTS | T 1 | FARMLAND | | | 510 |
| | R | T 103 | RESIDENTIAL LAND & IMPROVEMENTS | | | 501,390 |
| | | Taxable Total: | | | | 501,900 |
| | R | E 901 | RURAL RESIDENCE EXEMPTION (RAP) | | | 510 |
| | | 100% Alberta School Foundation Fund | | | | |
| | | Totals: | | | | 502,410 |
| 5485000 | NE-29-24-23-4 151.13 Acres 244064 RGE RD 234 | | | | | |
| | F LAND & IMPROVEMENTS | T 1 | FARMLAND | | | 32,190 |
| | R | T 103 | RESIDENTIAL LAND & IMPROVEMENTS | | | 292,330 |
| | | Taxable Total: | | | | 324,520 |
| | R | E 901 | RURAL RESIDENCE EXEMPTION (RAP) | | | 30,770 |
| | | 100% Alberta School Foundation Fund | | | | |
| | | Totals: | | | | 355,290 |
| 5485500 | 1912010 RW 24 N-29-24-23-4 17.84 Acres | CANAL LSD 10, 13, 14 & 15 | | | | |
| | NR LAND | E 167 | WESTERN IRRIGATION DIST EXEMPT | Exempt Total: | | 13,430 |
| | | 100% Alberta School Foundation Fund | | | | |
| 5486000 | NW-29-24-23-4 151.03 Acres | | | | | |
| | F LAND | T 1 | FARMLAND | Taxable Total: | | 34,540 |
| | | 100% Alberta School Foundation Fund | | | | |
| 5486500 | 1912010 RW 24 NW-29-24-23-4 4.37 Acres | North edge orig. Canal | | | | |
| | NR LAND | E 167 | WESTERN IRRIGATION DIST EXEMPT | Exempt Total: | | 4,660 |
| | | 100% Alberta School Foundation Fund | | | | |
| 5487000 | SE-29-24-23-4 159.54 Acres | | | | | |
| | F LAND | T 1 | FARMLAND | Taxable Total: | | 37,080 |
| | | 100% Alberta School Foundation Fund | | | | |
| 5488000 | SW-29-24-23-4 160.00 Acres | | | | | |
| | F LAND | T 1 | FARMLAND | Taxable Total: | | 36,520 |
| | | 100% Alberta School Foundation Fund | | | | |
| 5489000 | NE-30-24-23-4 140.00 Acres | LSD A,2&7 & W1/2 LSD 8 | | | | |



2020 Assessment Roll (Valuation Date 1-July, 2020) 2021 Taxation Year, Wheatland County

Assessment Year: 2020
Tax Year: 2021

| Roll | Legal Address | | | | | Total |
|---------|-------------------|---------------------|---|-----|-------------------------------------|--|
| | F | LAND | T | 1 | FARMLAND | |
| | | | | | 100% Alberta School Foundation Fund | Taxable Total: 29,850 |
| 5490000 | NE-30-24-23-4 | 20.00 Acres | | | | E. 1/2 LSD 16 |
| | 244084 RGE RD 235 | | | | | |
| | F | LAND & IMPROVEMENTS | T | 1 | FARMLAND | 2,810 |
| | R | | T | 103 | RESIDENTIAL LAND & IMPROVEMENTS | 362,110 |
| | | | | | | Taxable Total: 364,920 |
| | R | | E | 901 | RURAL RESIDENCE EXEMPTION (RAP) | 61,540 |
| | R | | E | 903 | FARM BUILDING EXEMPT | 99,090 |
| | | | | | 100% Alberta School Foundation Fund | Exempt Total: 160,630 |
| | | | | | | Totals: 525,550 |
| 5491000 | NW-30-24-23-4 | 160.00 Acres | | | | |
| | F | LAND | T | 1 | FARMLAND | |
| | | | | | 100% Alberta School Foundation Fund | Taxable Total: 39,710 |
| 5492000 | SE-30-24-23-4 | 158.51 Acres | | | | |
| | F | LAND | T | 1 | FARMLAND | |
| | | | | | 100% Christ The Redeemer Reg. 3 | Taxable Total: 39,060 |
| 5493000 | SW-30-24-23-4 | 157.84 Acres | | | | |
| | F | LAND | T | 1 | FARMLAND | |
| | | | | | 100% Christ The Redeemer Reg. 3 | Taxable Total: 36,520 |
| 5494000 | SW-30-24-23-4 | 3.65 Acres | | | | SOUTHEAST CORNER Crowfoot Community Hall |
| | 235040 TWP RD 244 | | | | | |
| | NR | LAND & IMPROVEMENTS | E | 165 | CHARITABLE & WELFARE EXEMPT | Exempt Total: 296,930 |
| | | | | | 100% Alberta School Foundation Fund | |
| 5495000 | NE-31-24-23-4 | 153.45 Acres | | | | |
| | F | LAND | T | 1 | FARMLAND | |
| | | | | | 100% Alberta School Foundation Fund | Taxable Total: 32,840 |
| 5496000 | NW-31-24-23-4 | 149.11 Acres | | | | |
| | F | LAND | T | 1 | FARMLAND | |
| | | | | | 100% Alberta School Foundation Fund | Taxable Total: 32,120 |



2020 Assessment Roll (Valuation Date 1-July, 2020) 2021 Taxation Year, Wheatland County

Assessment Year: 2020
Tax Year: 2021

| Roll | Legal Address | | | | Total |
|---------|-----------------------|---------------------------------------|------------------------------|--|---------|
| 5497000 | SE-31-24-23-4 | 153.17 Acres | | | |
| | 245018 RGE RD 235 | | | | |
| | F LAND & IMPROVEMENTS | T 1 FARMLAND | | | 17,010 |
| | R | T 103 RESIDENTIAL LAND & IMPROVEMENTS | | | 323,120 |
| | | | Taxable Total: | | 340,130 |
| | R | E 901 RURAL RESIDENCE EXEMPTION (RAP) | | | 61,540 |
| | R | E 903 FARM BUILDING EXEMPT | | | 15,070 |
| | | 100% Alberta School Foundation Fund | Exempt Total: | | 76,610 |
| | | | Totals: | | 416,740 |
| 5497500 | 1912010 RW 24 | SE-31-24-23-4 1.62 Acres | Canal NE of original | | |
| | NR LAND | E 167 WESTERN IRRIGATION DIST EXEMPT | Exempt Total: | | 1,730 |
| | | 100% Alberta School Foundation Fund | | | |
| 5498000 | SW-31-24-23-4 | 146.00 Acres | | | |
| | F LAND | T 1 FARMLAND | Taxable Total: | | 34,850 |
| | | 100% Alberta School Foundation Fund | | | |
| 5499000 | NE-32-24-23-4 | 148.34 Acres | | | |
| | F LAND | T 1 FARMLAND | Taxable Total: | | 28,230 |
| | | 100% Alberta School Foundation Fund | | | |
| 5499010 | 9310740 1 | NE-32-24-23-4 2.94 Acres | W. PTN OF N.E. 1/4 OF LSD 15 | | |
| | 234027 TWP RD 250 | | | | |
| | R LAND & IMPROVEMENTS | T 103 RESIDENTIAL LAND & IMPROVEMENTS | Taxable Total: | | 393,200 |
| | | 100% Alberta School Foundation Fund | | | |
| 5500000 | NW-32-24-23-4 | 158.66 Acres | | | |
| | F LAND | T 1 FARMLAND | Taxable Total: | | 39,210 |
| | | 100% Alberta School Foundation Fund | | | |
| 5500500 | NW-32-24-23-4 | 0.22 Acres | CANAL SE CORNER LSD 14 | | |
| | NR LAND | E 167 WESTERN IRRIGATION DIST EXEMPT | Exempt Total: | | 240 |
| | | 100% Alberta School Foundation Fund | | | |
| 5501000 | SE-32-24-23-4 | 151.17 Acres | | | |
| | F LAND | T 1 FARMLAND | Taxable Total: | | 36,160 |



2020 Assessment Roll (Valuation Date 1-July, 2020) 2021 Taxation Year, Wheatland County

Assessment Year: 2020
Tax Year: 2021

| Roll | Legal Address | | | | | | Total |
|---------|---------------------------|--------------|-------------------------------------|---------------------------------|----------------|--|---------|
| | | | 100% Alberta School Foundation Fund | | | | |
| 5502000 | SW-32-24-23-4 | 158.32 Acres | | | | | |
| | F LAND | | T 1 | FARMLAND | Taxable Total: | | 38,640 |
| | | | 100% Christ The Redeemer Reg. 3 | | | | |
| 5503000 | NE-33-24-23-4 | 158.00 Acres | | | | | |
| | F LAND | | T 1 | FARMLAND | Taxable Total: | | 35,540 |
| | | | 100% Christ The Redeemer Reg. 3 | | | | |
| 5504000 | NW-33-24-23-4 | 159.00 Acres | | | | | |
| | F LAND | | T 1 | FARMLAND | Taxable Total: | | 31,200 |
| | | | 100% Christ The Redeemer Reg. 3 | | | | |
| 5505000 | SE-33-24-23-4 | 148.94 Acres | | | | | |
| | 245020 RGE RD 233 | | | | | | |
| | F LAND | | T 1 | FARMLAND | Taxable Total: | | 21,400 |
| | | | 100% Alberta School Foundation Fund | | | | |
| 5505010 | 2011104 1 1 SE-33-24-23-4 | 10.06 Acres | SE CORNER | | | | |
| | 245002 RGE RD 233 | | | | | | |
| | F LAND & IMPROVEMENTS | | T 1 | FARMLAND | | | 1,580 |
| | R | | T 103 | RESIDENTIAL LAND & IMPROVEMENTS | | | 441,500 |
| | | | Taxable Total: | | | | 443,080 |
| | R | | E 901 | RURAL RESIDENCE EXEMPTION (RAP) | | | 21,400 |
| | | | 100% Alberta School Foundation Fund | | | | |
| | | | Totals: | | | | 464,480 |
| 5506000 | SW-33-24-23-4 | 160.00 Acres | | | | | |
| | F LAND | | T 1 | FARMLAND | Taxable Total: | | 35,470 |
| | | | 100% Alberta School Foundation Fund | | | | |
| 5507000 | NE-34-24-23-4 | 154.21 Acres | | | | | |
| | 232003 TWP RD 250 | | | | | | |
| | F LAND & IMPROVEMENTS | | T 1 | FARMLAND | | | 35,030 |
| | R | | T 103 | RESIDENTIAL LAND & IMPROVEMENTS | | | 231,230 |
| | | | Taxable Total: | | | | 266,260 |
| | R | | E 901 | RURAL RESIDENCE EXEMPTION (RAP) | | | 30,770 |
| | R | | E 903 | FARM BUILDING EXEMPT | | | 5,400 |
| | | | Exempt Total: | | | | 36,170 |
| | | | Totals: | | | | 302,430 |



2020 Assessment Roll (Valuation Date 1-July, 2020) 2021 Taxation Year, Wheatland County

Assessment Year: 2020
Tax Year: 2021

| Roll | Legal Address | | 100% Alberta School Foundation Fund | | | | Total |
|---------|-----------------------------|---------------------|-------------------------------------|-----|-------------------------------------|----------------|--------|
| 5507500 | NE-34-24-23-4 | 0.55 Acres | CANAL LSD 10 | | | | |
| | NR | LAND | E | 167 | WESTERN IRRIGATION DIST EXEMPT | Exempt Total: | 590 |
| | | | | | 100% Alberta School Foundation Fund | | |
| 5508000 | NE-34-24-23-4 | 3.16 Acres | S.W. CORNER | | | | |
| | F | LAND | T | 1 | FARMLAND | Taxable Total: | 230 |
| | | | | | 100% Alberta School Foundation Fund | | |
| 5509000 | NW-34-24-23-4 | 151.15 Acres | | | | | |
| | F | LAND | T | 1 | FARMLAND | Taxable Total: | 23,980 |
| | | | | | 100% Alberta School Foundation Fund | | |
| 5510000 | NW-34-24-23-4 | 3.48 Acres | N.E. CORNER | | | | |
| | F | LAND | T | 1 | FARMLAND | Taxable Total: | 600 |
| | | | | | 100% Alberta School Foundation Fund | | |
| 5510500 | 1912272 RW 24 NW-34-24-23-4 | 1.12 Acres | NE CORNER OF LSD 14 | | | | |
| | NR | LAND | E | 167 | WESTERN IRRIGATION DIST EXEMPT | Exempt Total: | 1,200 |
| | | | | | 100% Alberta School Foundation Fund | | |
| 5511000 | SE-34-24-23-4 | 88.56 Acres | S.W. OF CANAL | | | | |
| | F | LAND | T | 1 | FARMLAND | Taxable Total: | 15,990 |
| | | | | | 100% Alberta School Foundation Fund | | |
| 5512000 | SE-34-24-23-4 | 63.86 Acres | N.W. OF CANAL | | | | |
| | F | LAND | T | 1 | FARMLAND | Taxable Total: | 13,380 |
| | | | | | 100% Alberta School Foundation Fund | | |
| 5512500 | 1912272 RW 24 SE-34-24-23-4 | 1.64 Acres | CANAL LSD 1 & 7 | | | | |
| | NR | LAND | E | 167 | WESTERN IRRIGATION DIST EXEMPT | Exempt Total: | 1,750 |
| | | | | | 100% Alberta School Foundation Fund | | |
| 5513000 | SW-34-24-23-4 | 155.74 Acres | | | | | |
| | | 245013A RGE RD 233 | | | | | |
| | F | LAND & IMPROVEMENTS | T | 1 | FARMLAND | | 10,770 |



2020 Assessment Roll (Valuation Date 1-July, 2020) 2021 Taxation Year, Wheatland County

Assessment Year: 2020
Tax Year: 2021

| Roll | Legal Address | | | | Total |
|---------|---|-------|---------------------------------|----------------|---------|
| | R | T 103 | RESIDENTIAL LAND & IMPROVEMENTS | | 241,230 |
| | | | Taxable Total: | | 252,000 |
| | R | E 901 | RURAL RESIDENCE EXEMPTION (RAP) | | 10,770 |
| | | 100% | Alberta School Foundation Fund | Totals: | 262,770 |
| 5513010 | 0410399 1 1 SW-34-24-23-4 2.89 Acres 245027 RGE RD 233 | | SW CORNER OF LSD 5 | | |
| | R LAND & IMPROVEMENTS | T 103 | RESIDENTIAL LAND & IMPROVEMENTS | Taxable Total: | 318,400 |
| | | 100% | Alberta School Foundation Fund | | |
| 5514000 | NE-35-24-23-4 160.00 Acres | | | | |
| | F LAND | T 1 | FARMLAND | Taxable Total: | 37,810 |
| | | 100% | Alberta School Foundation Fund | | |
| 5515000 | NW-35-24-23-4 160.00 Acres 245077 RGE RD 232 | | | | |
| | F LAND & IMPROVEMENTS | T 1 | FARMLAND | | 36,950 |
| | R | T 103 | RESIDENTIAL LAND & IMPROVEMENTS | | 397,760 |
| | | | Taxable Total: | | 434,710 |
| | R | E 901 | RURAL RESIDENCE EXEMPTION (RAP) | | 61,540 |
| | | 100% | Alberta School Foundation Fund | Totals: | 496,250 |
| 5516000 | 0813334 1 3 SE-35-24-23-4 156.43 Acres | | | | |
| | F LAND | T 1 | FARMLAND | Taxable Total: | 34,530 |
| | | 100% | Alberta School Foundation Fund | | |
| 5516010 | 0813333 1 2 SE-35-24-23-4 3.51 Acres 245038 RGE RD 231 | | NE Corner | | |
| | R LAND & IMPROVEMENTS | T 103 | RESIDENTIAL LAND & IMPROVEMENTS | Taxable Total: | 371,900 |
| | | 100% | Alberta School Foundation Fund | | |
| 5517000 | SW-35-24-23-4 152.72 Acres 245039A RGE RD 232 | | | | |
| | F LAND & IMPROVEMENTS | T 1 | FARMLAND | | 26,810 |
| | R | T 103 | RESIDENTIAL LAND & IMPROVEMENTS | | 608,470 |
| | | | Taxable Total: | | 635,280 |
| | R | E 901 | RURAL RESIDENCE EXEMPTION (RAP) | | 48,830 |
| | | 100% | Alberta School Foundation Fund | Totals: | 684,110 |
| 5518000 | SW-35-24-23-4 3.87 Acres | | S.W. CORNER | | |



2020 Assessment Roll (Valuation Date 1-July, 2020) 2021 Taxation Year, Wheatland County

Assessment Year: 2020
Tax Year: 2021

| Roll | Legal Address | | | | | | Total |
|---------|--------------------|---------------------|--------------|--|---------------------------------------|--------------------|---------|
| 5518010 | F | LAND | | | T 1 FARMLAND | Taxable Total: | 400 |
| | | | | | 100% Alberta School Foundation Fund | | |
| | 9712134 | SW-35-24-23-4 | 1.71 Acres | | | Canal Right of Way | |
| 5519000 | NR | LAND | | | E 167 WESTERN IRRIGATION DIST EXEMPT | Exempt Total: | 1,820 |
| | | | | | 100% Alberta School Foundation Fund | | |
| | NE-36-24-23-4 | | 160.00 Acres | | | | |
| 5520000 | F | LAND | | | T 1 FARMLAND | Taxable Total: | 38,890 |
| | | | | | 100% Alberta School Foundation Fund | | |
| | NW-36-24-23-4 | | 160.00 Acres | | | | |
| 5521000 | F | LAND | | | T 1 FARMLAND | Taxable Total: | 38,710 |
| | | | | | 100% Alberta School Foundation Fund | | |
| | SE-36-24-23-4 | | 160.00 Acres | | | | |
| 5522000 | F | LAND | | | T 1 FARMLAND | Taxable Total: | 39,360 |
| | | | | | 100% Alberta School Foundation Fund | | |
| | SW-36-24-23-4 | | 160.00 Acres | | | | |
| 5523000 | F | LAND | | | T 1 FARMLAND | Taxable Total: | 37,690 |
| | | | | | 100% Alberta School Foundation Fund | | |
| | NE-1-25-23-4 | | 80.01 Acres | | | South Half | |
| | 250052A RGE RD 230 | | | | | | |
| 5523010 | F | LAND & IMPROVEMENTS | | | T 1 FARMLAND | | 5,980 |
| | R | | | | T 103 RESIDENTIAL LAND & IMPROVEMENTS | | 241,820 |
| | | | | | | Taxable Total: | 247,800 |
| | R | | | | E 901 RURAL RESIDENCE EXEMPTION (RAP) | | 5,980 |
| | | | | | 100% Alberta School Foundation Fund | Totals: | 253,780 |
| | 1612500 1 1 | NE-1-25-23-4 | 74.99 Acres | | | North Half | |
| | 250052 RGE RD 230 | | | | | | |
| 5523010 | F | LAND & IMPROVEMENTS | | | T 1 FARMLAND | | 5,320 |
| | R | | | | T 103 RESIDENTIAL LAND & IMPROVEMENTS | | 460,080 |
| | | | | | | Taxable Total: | 465,400 |
| | R | | | | E 901 RURAL RESIDENCE EXEMPTION (RAP) | | 5,320 |
| | | | | | | Totals: | 470,720 |



2020 Assessment Roll (Valuation Date 1-July, 2020) 2021 Taxation Year, Wheatland County

Assessment Year: 2020
Tax Year: 2021

| Roll | Legal Address | 100% Alberta School Foundation Fund | | | | Total |
|---------|--|-------------------------------------|-----|--|--|---------|
| 5523020 | 1912413 1 2 NE-1-25-23-4 5.00 Acres 250082 RGE RD 230 | NE Corner | | | | |
| | R LAND & IMPROVEMENTS | T | 103 | RESIDENTIAL LAND & IMPROVEMENTS Taxable Total: | | 306,900 |
| | | 100% Alberta School Foundation Fund | | | | |
| 5524000 | NW-1-25-23-4 160.00 Acres | | | | | |
| | F LAND | T | 1 | FARMLAND Taxable Total: | | 29,900 |
| | | 100% Alberta School Foundation Fund | | | | |
| 5525000 | SE-1-25-23-4 156.32 Acres | | | | | |
| | F LAND | T | 1 | FARMLAND Taxable Total: | | 35,860 |
| | | 100% Alberta School Foundation Fund | | | | |
| 5526000 | SW-1-25-23-4 160.00 Acres | | | | | |
| | F LAND | T | 1 | FARMLAND Taxable Total: | | 40,740 |
| | | 100% Alberta School Foundation Fund | | | | |
| 5527000 | NE-2-25-23-4 160.00 Acres | | | | | |
| | F LAND | T | 1 | FARMLAND Taxable Total: | | 27,650 |
| | | 100% Alberta School Foundation Fund | | | | |
| 5528000 | NW-2-25-23-4 160.00 Acres | | | | | |
| | F LAND | T | 1 | FARMLAND Taxable Total: | | 39,930 |
| | | 100% Alberta School Foundation Fund | | | | |
| 5529000 | SE-2-25-23-4 160.00 Acres | | | | | |
| | F LAND | T | 1 | FARMLAND Taxable Total: | | 38,320 |
| | | 100% Alberta School Foundation Fund | | | | |
| 5530000 | SW-2-25-23-4 160.00 Acres | | | | | |
| | F LAND | T | 1 | FARMLAND Taxable Total: | | 41,010 |
| | | 100% Alberta School Foundation Fund | | | | |
| 5531000 | NE-3-25-23-4 160.00 Acres | | | | | |
| | F LAND | T | 1 | FARMLAND Taxable Total: | | 40,480 |



2020 Assessment Roll (Valuation Date 1-July, 2020) 2021 Taxation Year, Wheatland County

Assessment Year: 2020
Tax Year: 2021

| Roll | Legal Address | | | | | | Total |
|---------|---------------|--------------------------|--------------------------------------|-----|--------------------------------------|----------------|-----------|
| 5532000 | NW-3-25-23-4 | 153.56 Acres | 100% Alberta School Foundation Fund | | | | |
| | | | Excludes Canal | | | | |
| | F | LAND | T | 1 | FARMLAND | Taxable Total: | 36,980 |
| | | | 100% Alberta School Foundation Fund | | | | |
| 5532500 | 1912272 RW 25 | NW-3-25-23-4 15.42 Acres | Canal SE: 4.60, SW: 6.49, NW= 4.33ac | | | | |
| | NR | LAND | E | 167 | WESTERN IRRIGATION DIST EXEMPT | Exempt Total: | 1,600 |
| | | | 100% Alberta School Foundation Fund | | | | |
| 5533000 | SE-3-25-23-4 | 155.40 Acres | | | | | |
| | F | LAND | T | 1 | FARMLAND | Taxable Total: | 38,980 |
| | | | 100% Alberta School Foundation Fund | | | | |
| 5533500 | SE-3-25-23-4 | 3.74 Acres | CONSOLIDATE 2021 TO R#5532500 | | | | |
| | NR | LAND | E | 167 | WESTERN IRRIGATION DIST EXEMPT | Exempt Total: | 3,990 |
| | | | 100% Alberta School Foundation Fund | | | | |
| 5533505 | IRR387 RW 25 | SE-3-25-23-4 1.14 Acres | CONSOLIDATE 2021 TO R#5533500 | | | | |
| | F | LAND | T | 1 | FARMLAND | Taxable Total: | 300 |
| | | | 100% Alberta School Foundation Fund | | | | |
| 5534000 | SW-3-25-23-4 | 151.51 Acres | Koole Livestock Hauling / Trucking | | | | |
| | | 232052 TWP RD 250 | | | | | |
| | F | LAND & IMPROVEMENTS | T | 1 | FARMLAND | | 33,360 |
| | R | | T | 103 | RESIDENTIAL LAND & IMPROVEMENTS | | 964,890 |
| | NR | | T | 105 | NON-RESEIDENTIAL LAND & IMPROVEMENTS | | 338,830 |
| | | | Taxable Total: | | | | 1,337,080 |
| | R | | E | 901 | RURAL RESIDENCE EXEMPTION (RAP) | | 92,310 |
| | R | | E | 903 | FARM BUILDING EXEMPT | | 204,700 |
| | | | 100% Alberta School Foundation Fund | | | | |
| | | | Exempt Total: | | | | 297,010 |
| | | | Totals: | | | | 1,634,090 |
| 5535000 | NE-4-25-23-4 | 145.44 Acres | | | | | |
| | F | LAND | T | 1 | FARMLAND | Taxable Total: | 32,910 |
| | | | 100% Alberta School Foundation Fund | | | | |



2020 Assessment Roll (Valuation Date 1-July, 2020) 2021 Taxation Year, Wheatland County

Assessment Year: 2020
Tax Year: 2021

| Roll | Legal Address | Total |
|---------|--|----------------------------------|
| 5535010 | 9511477 1 NE-4-25-23-4 3.00 Acres 250044 RGE RD 233 | SOUTHEAST CORNER |
| | R LAND & IMPROVEMENTS T 103 RESIDENTIAL LAND & IMPROVEMENTS Taxable Total: | 237,800 |
| | 100% Alberta School Foundation Fund | |
| 5536000 | NW-4-25-23-4 150.74 Acres | CANAL North/South port of NSD 11 |
| | F LAND T 1 FARMLAND Taxable Total: | 29,230 |
| | 100% Alberta School Foundation Fund | |
| 5537000 | SE-4-25-23-4 158.77 Acres | |
| | F LAND T 1 FARMLAND Taxable Total: | 32,200 |
| | 100% Alberta School Foundation Fund | |
| 5538000 | SW-4-25-23-4 149.50 Acres | |
| | F LAND T 1 FARMLAND Taxable Total: | 35,580 |
| | 100% Alberta School Foundation Fund | |
| 5539000 | NE-5-25-23-4 160.00 Acres | |
| | F LAND T 1 FARMLAND Taxable Total: | 39,600 |
| | 100% Alberta School Foundation Fund | |
| 5540000 | NW-5-25-23-4 160.00 Acres | |
| | F LAND T 1 FARMLAND Taxable Total: | 38,490 |
| | 100% Alberta School Foundation Fund | |
| 5541000 | 2110436 2 1 SE-5-25-23-4 140.08 Acres | |
| | F LAND T 1 FARMLAND Taxable Total: | 20,240 |
| | 100% Alberta School Foundation Fund | |
| 5541010 | 8910939 1 SE-5-25-23-4 6.00 Acres | NORTHEAST CORNER |
| | 250036 RGE RD 234 | |
| | F LAND & IMPROVEMENTS T 1 FARMLAND | 530 |
| | R T 103 RESIDENTIAL LAND & IMPROVEMENTS | 421,470 |
| | Taxable Total: | 422,000 |
| | R E 901 RURAL RESIDENCE EXEMPTION (RAP) | 530 |
| | R E 903 FARM BUILDING EXEMPT | 10,700 |
| | Exempt Total: | 11,230 |



2020 Assessment Roll (Valuation Date 1-July, 2020) 2021 Taxation Year, Wheatland County

Assessment Year: 2020
Tax Year: 2021

| Roll | Legal Address | 100% Alberta School Foundation Fund | | | | | Total |
|-------------------------------------|-----------------------|-------------------------------------|----------------|---------------------------------|----------------|-----------------|-------|
| Totals: | | | | | | 433,230 | |
| 5542000 | SW-5-25-23-4 | 159.00 Acres | | | | | |
| | F LAND | | T 1 | FARMLAND | Taxable Total: | 37,460 | |
| 100% Alberta School Foundation Fund | | | | | | | |
| 5543000 | NE-6-25-23-4 | 160.00 Acres | | | | | |
| | F LAND | | T 1 | FARMLAND | Taxable Total: | 39,330 | |
| 100% Alberta School Foundation Fund | | | | | | | |
| 5544000 | NW-6-25-23-4 | 160.00 Acres | | | | | |
| | F LAND | | T 1 | FARMLAND | Taxable Total: | 39,570 | |
| 100% Alberta School Foundation Fund | | | | | | | |
| 5545000 | SE-6-25-23-4 | 159.01 Acres | | | | | |
| | F LAND | | T 1 | FARMLAND | Taxable Total: | 39,710 | |
| 100% Alberta School Foundation Fund | | | | | | | |
| 5546000 | SW-6-25-23-4 | 159.01 Acres | | | | | |
| | 235046A TWP RD 250 | | | | | | |
| | F LAND & IMPROVEMENTS | | T 1 | FARMLAND | | 36,720 | |
| | R | | T 103 | RESIDENTIAL LAND & IMPROVEMENTS | | 482,180 | |
| | | | Taxable Total: | | | 518,900 | |
| | R | | E 901 | RURAL RESIDENCE EXEMPTION (RAP) | | 36,720 | |
| 100% Alberta School Foundation Fund | | | | | | Totals: 555,620 | |
| 5547000 | NE-7-25-23-4 | 160.00 Acres | | | | | |
| | F LAND | | T 1 | FARMLAND | Taxable Total: | 38,690 | |
| 100% Alberta School Foundation Fund | | | | | | | |
| 5548000 | NW-7-25-23-4 | 145.30 Acres | | | | | |
| | F LAND | | T 1 | FARMLAND | Taxable Total: | 34,200 | |
| 100% Alberta School Foundation Fund | | | | | | | |
| 5549000 | SE-7-25-23-4 | 160.00 Acres | | | | | |
| | F LAND | | T 1 | FARMLAND | Taxable Total: | 38,780 | |



2020 Assessment Roll (Valuation Date 1-July, 2020) 2021 Taxation Year, Wheatland County

Assessment Year: 2020
Tax Year: 2021

| Roll | Legal Address | | | | | | Total |
|---------|--|--------------|---------------------------------------|----------------|--|--|---------|
| | | | 100% Alberta School Foundation Fund | | | | |
| 5550000 | SW-7-25-23-4 | 158.47 Acres | | | | | |
| | F LAND | | T 1 FARMLAND | Taxable Total: | | | 37,880 |
| | | | 100% Alberta School Foundation Fund | | | | |
| 5551000 | NE-8-25-23-4 | 160.00 Acres | | | | | |
| | F LAND | | T 1 FARMLAND | Taxable Total: | | | 39,350 |
| | | | 100% Alberta School Foundation Fund | | | | |
| 5552000 | NW-8-25-23-4 | 160.00 Acres | | | | | |
| | F LAND | | T 1 FARMLAND | Taxable Total: | | | 36,680 |
| | | | 100% Alberta School Foundation Fund | | | | |
| 5553000 | SE-8-25-23-4 | 75.00 Acres | WESTHALF | | | | |
| | F LAND | | T 1 FARMLAND | Taxable Total: | | | 16,680 |
| | | | 100% Alberta School Foundation Fund | | | | |
| 5553010 | SE-8-25-23-4 | 78.97 Acres | EASTHALF | | | | |
| | F LAND | | T 1 FARMLAND | Taxable Total: | | | 17,930 |
| | | | 100% Alberta School Foundation Fund | | | | |
| 5553020 | 1711172 1 1 SE-8-25-23-4 2.08 Acres 251028 RGE RD 234 | | SE corner LSD 8 | | | | |
| | R LAND & IMPROVEMENTS | | T 103 RESIDENTIAL LAND & IMPROVEMENTS | Taxable Total: | | | 286,300 |
| | | | 100% Alberta School Foundation Fund | | | | |
| 5553030 | 2010380 2 1 SE-8-25-23-4 3.95 Acres 251038 RGE RD 234 | | NE CORNER | | | | |
| | R LAND & IMPROVEMENTS | | T 103 RESIDENTIAL LAND & IMPROVEMENTS | | | | 340,270 |
| | R | | E 901 RURAL RESIDENCE EXEMPTION (RAP) | | | | 17,930 |
| | | | 100% Alberta School Foundation Fund | | | | |
| | | | Totals: | | | | 358,200 |
| 5554000 | SW-8-25-23-4 | 160.00 Acres | | | | | |
| | F LAND | | T 1 FARMLAND | Taxable Total: | | | 38,250 |
| | | | 100% Alberta School Foundation Fund | | | | |



2020 Assessment Roll (Valuation Date 1-July, 2020) 2021 Taxation Year, Wheatland County

Assessment Year: 2020
Tax Year: 2021

| Roll | Legal Address | Total |
|---------|---|-------|
| 5555000 | NE-9-25-23-4 160.00 Acres | |
| | F LAND T 1 FARMLAND Taxable Total: 37,480 | |
| | 100% Alberta School Foundation Fund | |
| 5556000 | NW-9-25-23-4 160.00 Acres | |
| | F LAND T 1 FARMLAND Taxable Total: 37,100 | |
| | 100% Alberta School Foundation Fund | |
| 5557000 | SE-9-25-23-4 160.00 Acres | |
| | F LAND T 1 FARMLAND Taxable Total: 39,690 | |
| | 100% Alberta School Foundation Fund | |
| 5558000 | SW-9-25-23-4 160.00 Acres | |
| | 251001A RGE RD 234 | |
| | F LAND & IMPROVEMENTS T 1 FARMLAND 39,000 | |
| | R T 103 RESIDENTIAL LAND & IMPROVEMENTS 428,870 | |
| | R E 901 RURAL RESIDENCE EXEMPTION (RAP) 92,310 | |
| | R E 903 FARM BUILDING EXEMPT 52,330 | |
| | 100% Alberta School Foundation Fund Exempt Total: 144,640 | |
| | Totals: 612,510 | |
| 5559000 | NE-10-25-23-4 160.00 Acres | |
| | F LAND T 1 FARMLAND Taxable Total: 38,310 | |
| | 100% Alberta School Foundation Fund | |
| 5560000 | NW-10-25-23-4 158.00 Acres | |
| | F LAND T 1 FARMLAND Taxable Total: 38,330 | |
| | 100% Alberta School Foundation Fund | |
| 5561000 | SE-10-25-23-4 160.00 Acres | |
| | F LAND T 1 FARMLAND Taxable Total: 40,350 | |
| | 100% Alberta School Foundation Fund | |
| 5562000 | SW-10-25-23-4 158.00 Acres | |
| | F LAND T 1 FARMLAND Taxable Total: 39,730 | |



2020 Assessment Roll (Valuation Date 1-July, 2020) 2021 Taxation Year, Wheatland County

Assessment Year: 2020
Tax Year: 2021

| Roll | Legal Address | | | | | | Total |
|---------|---------------------------|---------------------|-------------------------------------|-----|---------------------------------|----------------|---------|
| | | | 100% Alberta School Foundation Fund | | | | |
| 5563000 | NE-11-25-23-4 | 156.66 Acres | | | | | |
| | F | LAND | T | 1 | FARMLAND | Taxable Total: | 29,600 |
| | | | 100% Alberta School Foundation Fund | | | | |
| 5564000 | NW-11-25-23-4 | 156.98 Acres | | | | | |
| | F | LAND | T | 1 | FARMLAND | Taxable Total: | 37,790 |
| | | | 100% Alberta School Foundation Fund | | | | |
| 5564010 | 0312974 1 1 NW-11-25-23-4 | 3.00 Acres | NW Corner | | | | |
| | | 231083 TWP RD 252 | | | | | |
| | R | LAND & IMPROVEMENTS | T | 103 | RESIDENTIAL LAND & IMPROVEMENTS | Taxable Total: | 368,700 |
| | | | 100% Alberta School Foundation Fund | | | | |
| 5565000 | SE-11-25-23-4 | 160.00 Acres | | | | | |
| | F | LAND | T | 1 | FARMLAND | Taxable Total: | 27,040 |
| | | | 100% Alberta School Foundation Fund | | | | |
| 5566000 | SW-11-25-23-4 | 160.00 Acres | | | | | |
| | F | LAND | T | 1 | FARMLAND | Taxable Total: | 38,010 |
| | | | 100% Alberta School Foundation Fund | | | | |
| 5567000 | NE-12-25-23-4 | 141.02 Acres | NE OF RAILWAY | | | | |
| | F | LAND | T | 1 | FARMLAND | Taxable Total: | 27,630 |
| | | | 100% Alberta School Foundation Fund | | | | |
| 5568000 | 0610795 2 1 N -12-25-23-4 | 98.30 Acres | LSD 11&14 & SW Pt LSD 10 | | | | |
| | | 251022B RGE RD 230 | | | | | |
| | F | LAND & IMPROVEMENTS | T | 1 | FARMLAND | | 6,150 |
| | R | | T | 103 | RESIDENTIAL LAND & IMPROVEMENTS | | 225,930 |
| | | | Taxable Total: | | | | 232,080 |
| | R | | E | 901 | RURAL RESIDENCE EXEMPTION (RAP) | | 6,150 |
| | R | | E | 903 | FARM BUILDING EXEMPT | | 53,840 |
| | | | 100% Alberta School Foundation Fund | | | | |
| | | | Exempt Total: | | | | 59,990 |
| | | | Totals: | | | | 292,070 |
| 5568010 | RY372 PT-12-25-23-4 | 12.54 Acres | RAILWAY IN NE,NW & SE | | | | |



2020 Assessment Roll (Valuation Date 1-July, 2020) 2021 Taxation Year, Wheatland County

Assessment Year: 2020
Tax Year: 2021

| Roll | Legal Address | | | | | | Total |
|---------|---------------|---------------------------|---|-----|-------------------------------------|------------------------------|---------|
| | F | LAND | T | 1 | FARMLAND | Taxable Total: | 810 |
| | | | | | 100% Alberta School Foundation Fund | | |
| 5568020 | NE-12-25-23-4 | 0.37 Acres | | | | Adjacent to Railway | |
| | R | LAND | T | 104 | RESIDENTIAL VACANT LAND | Taxable Total: | 1,300 |
| | | | | | 100% Alberta School Foundation Fund | | |
| 5569000 | 0610794 1 1 | NW-12-25-23-4 53.20 Acres | | | | Westerly Part | |
| | | 230077 TWP RD 252 | | | | | |
| | F | LAND & IMPROVEMENTS | T | 1 | FARMLAND | | 3,500 |
| | R | | T | 103 | RESIDENTIAL LAND & IMPROVEMENTS | | 258,800 |
| | | | | | | Taxable Total: | 262,300 |
| | R | | E | 901 | RURAL RESIDENCE EXEMPTION (RAP) | | 3,500 |
| | R | | E | 903 | FARM BUILDING EXEMPT | | 8,000 |
| | | | | | 100% Christ The Redeemer Reg. 3 | Exempt Total: | 11,500 |
| | | | | | | Totals: | 273,800 |
| 5570000 | NW-12-25-23-4 | 16.72 Acres | | | | NORTHEAST OF RAILWAY | |
| | F | LAND | T | 1 | FARMLAND | Taxable Total: | 1,430 |
| | | | | | 100% Alberta School Foundation Fund | | |
| 5570020 | NW-12-25-23-4 | 1.80 Acres | | | | Adjacent To Railway | |
| | F | LAND | T | 1 | FARMLAND | Taxable Total: | 110 |
| | | | | | 100% Alberta School Foundation Fund | | |
| 5571000 | SE-12-25-23-4 | 132.05 Acres | | | | SOUTHWEST OF RAILWAY | |
| | | 251022A RGE RD 230 | | | | | |
| | F | LAND & IMPROVEMENTS | T | 1 | FARMLAND | | 7,590 |
| | R | | T | 103 | RESIDENTIAL LAND & IMPROVEMENTS | | 293,310 |
| | | | | | | Taxable Total: | 300,900 |
| | R | | E | 901 | RURAL RESIDENCE EXEMPTION (RAP) | | 7,590 |
| | | | | | 100% Alberta School Foundation Fund | Totals: | 308,490 |
| 5572000 | SE-12-25-23-4 | 16.86 Acres | | | | N.W. OF RAILWAY | |
| | F | LAND | T | 1 | FARMLAND | Taxable Total: | 2,140 |
| | | | | | 100% Alberta School Foundation Fund | | |
| 5572010 | SE-12-25-23-4 | 3.09 Acres | | | | 50' Parallel to R/R on N & S | |



2020 Assessment Roll (Valuation Date 1-July, 2020) 2021 Taxation Year, Wheatland County

Assessment Year: 2020
Tax Year: 2021

| Roll | Legal Address | | | | | Taxable Total: | Total |
|---------|--------------------|---------------------|---|-----|-------------------------------------|------------------------------------|---------|
| 5573000 | F | LAND | T | 1 | FARMLAND | | 200 |
| | | | | | 100% Alberta School Foundation Fund | | |
| | SW-12-25-23-4 | 160.00 Acres | | | | | |
| 5574000 | F | LAND | T | 1 | FARMLAND | Taxable Total: | 27,350 |
| | | | | | 100% Alberta School Foundation Fund | | |
| | NE-13-25-23-4 | 160.00 Acres | | | | | |
| | 252062A RGE RD 230 | | | | | | |
| | F | LAND & IMPROVEMENTS | T | 1 | FARMLAND | | 31,480 |
| | R | | T | 103 | RESIDENTIAL LAND & IMPROVEMENTS | | 804,390 |
| | | | | | | Taxable Total: | 835,870 |
| | R | | E | 901 | RURAL RESIDENCE EXEMPTION (RAP) | | 92,310 |
| | | | | | | 100% The Golden Hills Reg. Div. 15 | |
| | | | | | | Totals: | 928,180 |
| 5575000 | NW-13-25-23-4 | 160.00 Acres | | | | | |
| 5576000 | F | LAND | T | 1 | FARMLAND | Taxable Total: | 17,230 |
| | | | | | 100% The Golden Hills Reg. Div. 15 | | |
| | SE-13-25-23-4 | 160.00 Acres | | | | | |
| 5577000 | F | LAND | T | 1 | FARMLAND | Taxable Total: | 36,950 |
| | | | | | 100% The Golden Hills Reg. Div. 15 | | |
| | SW-13-25-23-4 | 158.51 Acres | | | | | |
| 5578000 | F | LAND | T | 1 | FARMLAND | Taxable Total: | 16,430 |
| | | | | | 100% The Golden Hills Reg. Div. 15 | | |
| | NE-14-25-23-4 | 160.00 Acres | | | | | |
| 5579000 | F | LAND | T | 1 | FARMLAND | Taxable Total: | 22,350 |
| | | | | | 100% Alberta School Foundation Fund | | |
| | NW-14-25-23-4 | 160.00 Acres | | | | | |
| 5580000 | F | LAND | T | 1 | FARMLAND | Taxable Total: | 39,670 |
| | | | | | 100% Alberta School Foundation Fund | | |
| | SE-14-25-23-4 | 160.00 Acres | | | | | |
| | F | LAND & IMPROVEMENTS | T | 1 | FARMLAND | | 33,120 |



2020 Assessment Roll (Valuation Date 1-July, 2020) 2021 Taxation Year, Wheatland County

Assessment Year: 2020
Tax Year: 2021

| Roll | Legal Address | | | | | | Total |
|---------|-------------------|---------------------|---|------|---------------------------------|--------------------------|---------|
| | R | | E | 903 | FARM BUILDING EXEMPT | | 163,020 |
| | | | | 100% | Alberta School Foundation Fund | Totals: | 196,140 |
| 5581000 | SW-14-25-23-4 | 156.06 Acres | | | | | |
| | 231058 TWP RD 252 | | | | | | |
| | F | LAND & IMPROVEMENTS | T | 1 | FARMLAND | | 25,890 |
| | R | | T | 103 | RESIDENTIAL LAND & IMPROVEMENTS | | 332,060 |
| | | | | | | Taxable Total: | 357,950 |
| | R | | E | 901 | RURAL RESIDENCE EXEMPTION (RAP) | | 61,540 |
| | | | | 100% | Alberta School Foundation Fund | Totals: | 419,490 |
| 5582000 | NE-15-25-23-4 | 160.00 Acres | | | | | |
| | 252044 RGE RD 232 | | | | | Former Fireworks Factory | |
| | F | LAND & IMPROVEMENTS | T | 1 | FARMLAND | | 34,430 |
| | R | | E | 903 | FARM BUILDING EXEMPT | | 78,010 |
| | | | | 100% | Alberta School Foundation Fund | Totals: | 112,440 |
| 5583000 | NW-15-25-23-4 | 158.00 Acres | | | | | |
| | F | LAND | T | 1 | FARMLAND | Taxable Total: | 37,700 |
| | | | | 100% | Alberta School Foundation Fund | | |
| 5584000 | SE-15-25-23-4 | 160.00 Acres | | | | | |
| | 232022 TWP RD 252 | | | | | | |
| | F | LAND & IMPROVEMENTS | T | 1 | FARMLAND | | 30,330 |
| | R | | T | 103 | RESIDENTIAL LAND & IMPROVEMENTS | | 492,070 |
| | | | | | | Taxable Total: | 522,400 |
| | R | | E | 901 | RURAL RESIDENCE EXEMPTION (RAP) | | 30,330 |
| | | | | 100% | Alberta School Foundation Fund | Totals: | 552,730 |
| 5585000 | SW-15-25-23-4 | 158.00 Acres | | | | | |
| | 252023 RGE RD 233 | | | | | | |
| | F | LAND & IMPROVEMENTS | T | 1 | FARMLAND | | 26,330 |
| | R | | T | 103 | RESIDENTIAL LAND & IMPROVEMENTS | | 406,070 |
| | | | | | | Taxable Total: | 432,400 |
| | R | | E | 901 | RURAL RESIDENCE EXEMPTION (RAP) | | 26,330 |
| | | | | 100% | Alberta School Foundation Fund | Totals: | 458,730 |
| 5586000 | NE-16-25-23-4 | 159.50 Acres | | | | | |
| | F | LAND | T | 1 | FARMLAND | Taxable Total: | 22,260 |
| | | | | 100% | Alberta School Foundation Fund | | |



2020 Assessment Roll (Valuation Date 1-July, 2020) 2021 Taxation Year, Wheatland County

Assessment Year: 2020
Tax Year: 2021

| Roll | Legal Address | | | | | Total |
|---------|---------------|--------------|-------------------------------------|----------------|--|--------|
| 5587000 | NW-16-25-23-4 | 160.00 Acres | | | | |
| | F LAND | | T 1 FARMLAND | Taxable Total: | | 34,650 |
| | | | 100% Alberta School Foundation Fund | | | |
| 5588000 | SE-16-25-23-4 | 159.50 Acres | | | | |
| | F LAND | | T 1 FARMLAND | Taxable Total: | | 39,850 |
| | | | 100% Alberta School Foundation Fund | | | |
| 5589000 | SW-16-25-23-4 | 160.00 Acres | | | | |
| | F LAND | | T 1 FARMLAND | Taxable Total: | | 38,010 |
| | | | 100% Alberta School Foundation Fund | | | |
| 5590000 | NE-17-25-23-4 | 160.00 Acres | | | | |
| | F LAND | | T 1 FARMLAND | Taxable Total: | | 39,060 |
| | | | 100% Alberta School Foundation Fund | | | |
| 5591000 | NW-17-25-23-4 | 160.00 Acres | | | | |
| | F LAND | | T 1 FARMLAND | Taxable Total: | | 28,340 |
| | | | 100% Alberta School Foundation Fund | | | |
| 5592000 | SE-17-25-23-4 | 160.00 Acres | | | | |
| | F LAND | | T 1 FARMLAND | Taxable Total: | | 37,550 |
| | | | 100% Alberta School Foundation Fund | | | |
| 5593000 | SW-17-25-23-4 | 160.00 Acres | | | | |
| | F LAND | | T 1 FARMLAND | Taxable Total: | | 30,030 |
| | | | 100% Alberta School Foundation Fund | | | |
| 5594000 | NE-18-25-23-4 | 160.00 Acres | | | | |
| | F LAND | | T 1 FARMLAND | Taxable Total: | | 38,070 |
| | | | 100% Alberta School Foundation Fund | | | |
| 5595000 | NW-18-25-23-4 | 149.80 Acres | | | | |
| | F LAND | | T 1 FARMLAND | Taxable Total: | | 37,600 |



2020 Assessment Roll (Valuation Date 1-July, 2020) 2021 Taxation Year, Wheatland County

Assessment Year: 2020
Tax Year: 2021

| Roll | Legal Address | | | | | | Total |
|---------|-------------------------|---------------------|-------------------------------------|-----|---------------------------------|----------------|---------|
| | | | 100% Alberta School Foundation Fund | | | | |
| 5596000 | SE-18-25-23-4 | 160.00 Acres | | | | | |
| | F | LAND | T | 1 | FARMLAND | Taxable Total: | 36,240 |
| | | | 100% Alberta School Foundation Fund | | | | |
| 5597000 | SW-18-25-23-4 | 153.00 Acres | | | | | |
| | F | LAND | T | 1 | FARMLAND | Taxable Total: | 35,790 |
| | | | 100% Alberta School Foundation Fund | | | | |
| 5598000 | NE-19-25-23-4 | 155.90 Acres | | | | | |
| | F | LAND | T | 1 | FARMLAND | Taxable Total: | 34,500 |
| | | | 100% Alberta School Foundation Fund | | | | |
| 5599000 | NW-19-25-23-4 | 116.83 Acres | | | | | |
| | F | LAND | T | 1 | FARMLAND | Taxable Total: | 28,040 |
| | | | 100% Alberta School Foundation Fund | | | | |
| 5599010 | 9410958 1 NW-19-25-23-4 | 34.47 Acres | | | | | |
| | | 235055 TWP RD 254 | | | | | |
| | F | LAND & IMPROVEMENTS | T | 1 | FARMLAND | | 7,120 |
| | R | | T | 103 | RESIDENTIAL LAND & IMPROVEMENTS | | 443,470 |
| | | | Taxable Total: | | | | 450,590 |
| | R | | E | 901 | RURAL RESIDENCE EXEMPTION (RAP) | | 9,360 |
| | R | | E | 903 | FARM BUILDING EXEMPT | | 98,000 |
| | | | 100% Alberta School Foundation Fund | | | | |
| | | | Exempt Total: | | | | 107,360 |
| | | | Totals: | | | | 557,950 |
| 5601000 | S -19-25-23-4 | 259.60 Acres | EAST OF ROAD DIVERSION | | | | |
| | F | LAND | T | 1 | FARMLAND | Taxable Total: | 60,430 |
| | | | 100% Alberta School Foundation Fund | | | | |
| 5602000 | SW-19-25-23-4 | 18.42 Acres | SW CORNER | | | | |
| | F | LAND | T | 1 | FARMLAND | Taxable Total: | 1,760 |
| | | | 100% Alberta School Foundation Fund | | | | |
| 5603000 | NE-20-25-23-4 | 80.00 Acres | EAST HALF | | | | |



2020 Assessment Roll (Valuation Date 1-July, 2020) 2021 Taxation Year, Wheatland County

Assessment Year: 2020
Tax Year: 2021

| Roll | Legal Address | | | | | Total |
|---------|---------------|---------------------|---|-----|--|-----------------------|
| | F | LAND | T | 1 | FARMLAND | Taxable Total: 19,480 |
| | | | | | 100% Alberta School Foundation Fund | |
| 5604000 | NE-20-25-23-4 | 70.40 Acres | | | WEST HALF | |
| | F | LAND | T | 1 | FARMLAND | Taxable Total: 12,270 |
| | | | | | 100% Alberta School Foundation Fund | |
| 5604010 | NE-20-25-23-4 | 0.12 Acres | | | N.W. CORNER OF LSD 15 | |
| | NR | LAND | E | 167 | WESTERN IRRIGATION DIST EXEMPT | Exempt Total: 130 |
| | | | | | 100% Alberta School Foundation Fund | |
| 5605000 | NW-20-25-23-4 | 80.00 Acres | | | SOUTH HALF Wheatland Colony - Fabrication Shop | |
| | F | LAND & IMPROVEMENTS | T | 1 | FARMLAND | 7,830 |
| | NR | | T | 105 | NON-RESEIDENTIAL LAND & IMPROVEMENTS | 1,042,540 |
| | | | | | Taxable Total: | 1,050,370 |
| | R | | E | 903 | FARM BUILDING EXEMPT | 893,980 |
| | | | | | 100% Alberta School Foundation Fund | |
| | | | | | Totals: | 1,944,350 |
| 5606000 | NW-20-25-23-4 | 79.00 Acres | | | NORTH HALF | |
| | F | LAND | T | 1 | FARMLAND | Taxable Total: 15,710 |
| | | | | | 100% Alberta School Foundation Fund | |
| 5606010 | NW-20-25-23-4 | 0.56 Acres | | | N.E. CORNER OF LSD 14 | |
| | NR | LAND | E | 167 | WESTERN IRRIGATION DIST EXEMPT | Exempt Total: 52,670 |
| | | | | | 100% Alberta School Foundation Fund | |
| 5607000 | SE-20-25-23-4 | 155.30 Acres | | | | |
| | F | LAND | T | 1 | FARMLAND | Taxable Total: 34,530 |
| | | | | | 100% Alberta School Foundation Fund | |
| 5608000 | SW-20-25-23-4 | 145.13 Acres | | | Wheatland Colony & Abattoir | |
| | | 253047 RGE RD 235 | | | | |
| | F | LAND & IMPROVEMENTS | T | 1 | FARMLAND | 26,140 |
| | R | | T | 103 | RESIDENTIAL LAND & IMPROVEMENTS | 3,152,730 |
| | NR | | T | 105 | NON-RESEIDENTIAL LAND & IMPROVEMENTS | 323,320 |
| | | | | | Taxable Total: | 3,502,190 |
| | R | | E | 901 | RURAL RESIDENCE EXEMPTION (RAP) | 646,170 |



2020 Assessment Roll (Valuation Date 1-July, 2020) 2021 Taxation Year, Wheatland County

Assessment Year: 2020
Tax Year: 2021

| Roll | Legal Address | Total |
|---------|--|-----------|
| | R E 903 FARM BUILDING EXEMPT 100% Alberta School Foundation Fund Exempt Total: 69,380 Totals: 715,550 | 4,217,740 |
| 5608010 | 9910865 1 SW-20-25-23-4 1.07 Acres CEMETERY Wheatland Colony Cemetery | |
| | NR LAND E 159 CEMETARY EXEMPT 100% Alberta School Foundation Fund Exempt Total: 81,710 | |
| 5608020 | IRR783 RW 25 AL-20-25-23-4 28.42 Acres LSD 15, 10, 7, 6, 3, 4 | |
| | NR LAND E 167 WESTERN IRRIGATION DIST EXEMPT 100% Alberta School Foundation Fund Exempt Total: 136,180 | |
| 5609000 | NE-21-25-23-4 159.50 Acres 233005 TWP RD 254 | |
| | F LAND & IMPROVEMENTS T 1 FARMLAND 31,740 R T 103 RESIDENTIAL LAND & IMPROVEMENTS 305,960 Taxable Total: 337,700 | |
| | R E 901 RURAL RESIDENCE EXEMPTION (RAP) 100% Alberta School Foundation Fund Totals: 61,540 399,240 | |
| 5610000 | NW-21-25-23-4 160.00 Acres | |
| | F LAND T 1 FARMLAND 100% Alberta School Foundation Fund Taxable Total: 36,910 | |
| 5611000 | SE-21-25-23-4 159.50 Acres | |
| | F LAND T 1 FARMLAND 100% Alberta School Foundation Fund Taxable Total: 25,850 | |
| 5612000 | SW-21-25-23-4 160.00 Acres | |
| | F LAND T 1 FARMLAND 100% Alberta School Foundation Fund Taxable Total: 36,970 | |
| 5613000 | NE-22-25-23-4 120.00 Acres LSD 9, 10 & South part LSD15&16 | |
| | F LAND T 1 FARMLAND 100% Alberta School Foundation Fund Taxable Total: 27,070 | |
| 5613010 | 1612043 1 1 NE-22-25-23-4 40.00 Acres 232025 TWP RD 254 North Half LSD 15 & 16 | |



2020 Assessment Roll (Valuation Date 1-July, 2020) 2021 Taxation Year, Wheatland County

Assessment Year: 2020
Tax Year: 2021

| Roll | Legal Address | | | | | Total |
|---------|-------------------|--------------------------|---|------|---------------------------------|------------------------|
| | F | LAND & IMPROVEMENTS | T | 1 | FARMLAND | 5,650 |
| | R | | T | 103 | RESIDENTIAL LAND & IMPROVEMENTS | 371,700 |
| | | | | 100% | Alberta School Foundation Fund | Taxable Total: 377,350 |
| 5614000 | NW-22-25-23-4 | 158.00 Acres | | | | |
| | 232063 TWP RD 254 | | | | | |
| | F | LAND | T | 1 | FARMLAND | Taxable Total: 28,260 |
| | | | | 100% | Alberta School Foundation Fund | |
| 5615000 | SE-22-25-23-4 | 156.00 Acres | | | | |
| | F | LAND | T | 1 | FARMLAND | Taxable Total: 34,590 |
| | | | | 100% | Alberta School Foundation Fund | |
| 5615010 | 9812627 1 | SE-22-25-23-4 4.00 Acres | | | | |
| | 253036 RGE RD 232 | | | | | |
| | | | | | NORTHEAST CORNER | |
| | R | LAND & IMPROVEMENTS | T | 103 | RESIDENTIAL LAND & IMPROVEMENTS | 344,160 |
| | R | | E | 901 | RURAL RESIDENCE EXEMPTION (RAP) | 61,540 |
| | | | | 100% | Alberta School Foundation Fund | Totals: 405,700 |
| 5616000 | SW-22-25-23-4 | 158.00 Acres | | | | |
| | F | LAND | T | 1 | FARMLAND | Taxable Total: 36,750 |
| | | | | 100% | Alberta School Foundation Fund | |
| 5617000 | N -23-25-23-4 | 218.46 Acres | | | | |
| | | | | | North of Railway & Extra Parts | |
| | F | LAND | T | 1 | FARMLAND | Taxable Total: 46,450 |
| | | | | 100% | Alberta School Foundation Fund | |
| 5618000 | NE-23-25-23-4 | 1.29 Acres | | | | |
| | | | | | SOUTHWEST CORNER | |
| | F | LAND | T | 1 | FARMLAND | Taxable Total: 80 |
| | | | | 100% | Alberta School Foundation Fund | |
| 5619000 | NW-23-25-23-4 | 99.02 Acres | | | | |
| | 253045 RGE RD 232 | | | | | |
| | | | | | SOUTHWEST OF RAILWAY | |
| | F | LAND & IMPROVEMENTS | T | 1 | FARMLAND | 6,370 |
| | R | | T | 103 | RESIDENTIAL LAND & IMPROVEMENTS | 408,150 |
| | | | | | Taxable Total: 414,520 | |
| | R | | E | 901 | RURAL RESIDENCE EXEMPTION (RAP) | 6,450 |
| | | | | 100% | Alberta School Foundation Fund | Totals: 420,970 |



2020 Assessment Roll (Valuation Date 1-July, 2020) 2021 Taxation Year, Wheatland County

Assessment Year: 2020
Tax Year: 2021

| Roll | Legal Address | | | | | | Total |
|---------|---------------------|--------------|--------------------------|-----|-------------------------------------|----------------|--------|
| 5621000 | SE-23-25-23-4 | 152.56 Acres | | | | | |
| | F | LAND | T | 1 | FARMLAND | Taxable Total: | 14,030 |
| | | | | | 100% Alberta School Foundation Fund | | |
| 5621010 | RY372 SE-23-25-23-4 | 6.66 Acres | RAILWAY | | | | |
| | F | LAND | T | 1 | FARMLAND | Taxable Total: | 420 |
| | | | | | 100% Alberta School Foundation Fund | | |
| 5621020 | SE-23-25-23-4 | 0.78 Acres | Along Railway Plan RY372 | | | | |
| | R | LAND | T | 104 | RESIDENTIAL VACANT LAND | Taxable Total: | 4,700 |
| | | | | | 100% Alberta School Foundation Fund | | |
| 5622000 | SW-23-25-23-4 | 160.00 Acres | | | | | |
| | F | LAND | T | 1 | FARMLAND | Taxable Total: | 33,450 |
| | | | | | 100% Alberta School Foundation Fund | | |
| 5623000 | NE-24-25-23-4 | 160.00 Acres | | | | | |
| | F | LAND | T | 1 | FARMLAND | Taxable Total: | 41,130 |
| | | | | | 100% The Golden Hills Reg. Div. 15 | | |
| 5624000 | NW-24-25-23-4 | 160.00 Acres | | | | | |
| | F | LAND | T | 1 | FARMLAND | Taxable Total: | 31,730 |
| | | | | | 100% The Golden Hills Reg. Div. 15 | | |
| 5625000 | SE-24-25-23-4 | 160.00 Acres | | | | | |
| | F | LAND | T | 1 | FARMLAND | Taxable Total: | 34,700 |
| | | | | | 100% The Golden Hills Reg. Div. 15 | | |
| 5626000 | SW-24-25-23-4 | 160.00 Acres | | | | | |
| | F | LAND | T | 1 | FARMLAND | Taxable Total: | 23,760 |
| | | | | | 100% The Golden Hills Reg. Div. 15 | | |
| 5627000 | NE-25-25-23-4 | 158.28 Acres | | | | | |
| | F | LAND | T | 1 | FARMLAND | Taxable Total: | 18,970 |



2020 Assessment Roll (Valuation Date 1-July, 2020) 2021 Taxation Year, Wheatland County

Assessment Year: 2020
Tax Year: 2021

| Roll | Legal Address | | | | | | Total |
|---------|----------------------------|--------------|-------------------------------------|--|--------------------------------|--|--------|
| | | | 100% Alberta School Foundation Fund | | | | |
| 5628000 | NW-25-25-23-4 | 160.00 Acres | | | | | |
| | F LAND | | T 1 FARMLAND | | Taxable Total: | | 32,020 |
| | | | 100% Alberta School Foundation Fund | | | | |
| 5629000 | SE-25-25-23-4 | 155.05 Acres | | | | | |
| | F LAND | | T 1 FARMLAND | | Taxable Total: | | 31,920 |
| | | | 100% Alberta School Foundation Fund | | | | |
| 5630000 | SW-25-25-23-4 | 160.00 Acres | | | | | |
| | F LAND | | T 1 FARMLAND | | Taxable Total: | | 36,350 |
| | | | 100% Alberta School Foundation Fund | | | | |
| 5631000 | NE-26-25-23-4 | 160.00 Acres | | | | | |
| | F LAND | | T 1 FARMLAND | | Taxable Total: | | 25,220 |
| | | | 100% The Golden Hills Reg. Div. 15 | | | | |
| 5632000 | NW-26-25-23-4 | 160.00 Acres | | | | | |
| | F LAND | | T 1 FARMLAND | | Taxable Total: | | 38,910 |
| | | | 100% The Golden Hills Reg. Div. 15 | | | | |
| 5633000 | SE-26-25-23-4 | 160.00 Acres | | | | | |
| | F LAND | | T 1 FARMLAND | | Taxable Total: | | 15,120 |
| | | | 100% The Golden Hills Reg. Div. 15 | | | | |
| 5634000 | SW-26-25-23-4 | 156.76 Acres | | | | | |
| | F LAND | | T 1 FARMLAND | | Taxable Total: | | 11,640 |
| | | | 100% The Golden Hills Reg. Div. 15 | | | | |
| 5634010 | RY372 SW-26-25-23-4 | 2.47 Acres | | | RAILWAY | | |
| | F LAND | | T 1 FARMLAND | | Taxable Total: | | 180 |
| | | | 100% The Golden Hills Reg. Div. 15 | | | | |
| 5634020 | RY372 RLY OT SW-26-25-23-4 | 0.15 Acres | | | 50' NE & SE of R/R on Rd Allow | | |



2020 Assessment Roll (Valuation Date 1-July, 2020) 2021 Taxation Year, Wheatland County

Assessment Year: 2020
Tax Year: 2021

| Roll | Legal Address | | | | | Total |
|---------|---------------|---------------------|------------|--------------------------------------|--|---------|
| | NR | LAND | E 155 | WHEATLAND COUNTY EXEMPT | Exempt Total: | 2,080 |
| | | | 100% | Alberta School Foundation Fund | | |
| 5634030 | RY372 | SW-26-25-23-4 | 0.77 Acres | | ADJACENT TO RY372 | |
| | R | LAND | T 104 | RESIDENTIAL VACANT LAND | Taxable Total: | 5,900 |
| | | | 100% | The Golden Hills Reg. Div. 15 | | |
| 5635000 | NE-27-25-23-4 | 156.65 Acres | | | | |
| | F | LAND | T 1 | FARMLAND | Taxable Total: | 22,450 |
| | | | 100% | Alberta School Foundation Fund | | |
| 5635010 | RY372 | N -27-25-23-4 | 8.65 Acres | | ABANDONED RAILWAY | |
| | F | LAND | T 1 | FARMLAND | Taxable Total: | 650 |
| | | | 100% | Alberta School Foundation Fund | | |
| 5636000 | NW-27-25-23-4 | 139.29 Acres | | | | |
| | F | LAND | T 1 | FARMLAND | Taxable Total: | 17,790 |
| | | | 100% | Alberta School Foundation Fund | | |
| 5636005 | 0312978 1 1 | NW-27-25-23-4 | 7.31 Acres | | SOUTH EAST PORTION LSD 13 Fireworks Spectaculars | |
| | | 254067B RGE RD 233 | | | | |
| | NR | LAND & IMPROVEMENTS | T 105 | NON-RESEIDENTIAL LAND & IMPROVEMENTS | Taxable Total: | 533,130 |
| | | | 100% | Alberta School Foundation Fund | | |
| 5636006 | 1210034 1 2 | NW-27-25-23-4 | 4.16 Acres | | NE PART LSD 13 We Rock Raw | |
| | | 254067A RGE RD 233 | | | | |
| | R | LAND & IMPROVEMENTS | T 103 | RESIDENTIAL LAND & IMPROVEMENTS | | 665,720 |
| | NR | | T 105 | NON-RESEIDENTIAL LAND & IMPROVEMENTS | | 57,770 |
| | | | 100% | Alberta School Foundation Fund | Taxable Total: | 723,490 |
| 5636010 | NW-27-25-23-4 | 2.05 Acres | | | MOST WESTERLY & CENTRAL PTN OF | |
| | | 254053 RGE RD 233 | | | | |
| | R | LAND & IMPROVEMENTS | T 103 | RESIDENTIAL LAND & IMPROVEMENTS | Taxable Total: | 343,900 |
| | | | 100% | Alberta School Foundation Fund | | |
| 5637000 | SE-27-25-23-4 | 148.76 Acres | | | | |
| | F | LAND | T 1 | FARMLAND | Taxable Total: | 26,490 |
| | | | 100% | Alberta School Foundation Fund | | |



2020 Assessment Roll (Valuation Date 1-July, 2020) 2021 Taxation Year, Wheatland County

Assessment Year: 2020
Tax Year: 2021

| Roll | Legal Address | | | | Total |
|---------|---------------|---------------------|--------------|---------------------------------|---------|
| 5637010 | 9410816 1 | SE-27-25-23-4 | 4.41 Acres | SE CORNER LSD 2 | |
| | | 232026 TWP RD 254 | | | |
| | F | LAND & IMPROVEMENTS | T 1 | FARMLAND | 240 |
| | R | | T 103 | RESIDENTIAL LAND & IMPROVEMENTS | 288,850 |
| | | | | Taxable Total: | 289,090 |
| | R | | E 901 | RURAL RESIDENCE EXEMPTION (RAP) | 32,750 |
| | R | | E 903 | FARM BUILDING EXEMPT | 3,560 |
| | | | 100% | Alberta School Foundation Fund | 36,310 |
| | | | | Exempt Total: | 36,310 |
| | | | | Totals: | 325,400 |
| 5637020 | RY372 | SE-27-25-23-4 | 0.46 Acres | S PTN. ADJOINING RAILWAY | |
| | R | LAND | T 104 | RESIDENTIAL VACANT LAND | 4,600 |
| | | | 100% | Alberta School Foundation Fund | |
| 5637030 | RY372 | SE-27-25-23-4 | 5.10 Acres | RAILWAY | |
| | F | LAND | T 1 | FARMLAND | 370 |
| | | | 100% | The Golden Hills Reg. Div. 15 | |
| 5638000 | SW-27-25-23-4 | | 158.00 Acres | | |
| | F | LAND | T 1 | FARMLAND | 38,780 |
| | | | 100% | Alberta School Foundation Fund | |
| 5639000 | NE-28-25-23-4 | | 156.50 Acres | | |
| | | 254052A RGE RD 233 | | | |
| | F | LAND & IMPROVEMENTS | T 1 | FARMLAND | 31,580 |
| | R | | T 103 | RESIDENTIAL LAND & IMPROVEMENTS | 324,220 |
| | | | | Taxable Total: | 355,800 |
| | R | | E 901 | RURAL RESIDENCE EXEMPTION (RAP) | 31,580 |
| | | | 100% | Alberta School Foundation Fund | 387,380 |
| | | | | Totals: | 387,380 |
| 5639010 | NE-28-25-23-4 | | 3.00 Acres | NE PTN LSD 16 | |
| | | 254052B RGE RD 233 | | | |
| | R | LAND & IMPROVEMENTS | T 103 | RESIDENTIAL LAND & IMPROVEMENTS | 318,100 |
| | | | 100% | Christ The Redeemer Reg. 3 | |
| 5640000 | 0510184 1 2 | W -28-25-23-4 | 197.21 Acres | NW & N 1/2 LSD 5&6 E OF CANAL | |
| | F | LAND | T 1 | FARMLAND | 48,630 |
| | | | 100% | Alberta School Foundation Fund | |



2020 Assessment Roll (Valuation Date 1-July, 2020) 2021 Taxation Year, Wheatland County

Assessment Year: 2020
Tax Year: 2021

| Roll | Legal Address | | | | Total |
|---------|------------------------------|--------------|---------------------------------------|----------------|---------|
| 5641000 | SE-28-25-23-4 | 100.32 Acres | LSD 2&7 & W1/2 LSD 1&8 | | |
| | F LAND | | T 1 FARMLAND | Taxable Total: | 25,690 |
| | | | 100% Alberta School Foundation Fund | | |
| 5641010 | 9913214 AREA A SE-28-25-23-4 | 11.93 Acres | SOUTHEAST CORNER | | |
| | 254008 RGE RD 233 | | | | |
| | F LAND & IMPROVEMENTS | | T 1 FARMLAND | | 1,790 |
| | R | | T 103 RESIDENTIAL LAND & IMPROVEMENTS | | 597,440 |
| | | | | Taxable Total: | 599,230 |
| | R | | E 901 RURAL RESIDENCE EXEMPTION (RAP) | | 37,160 |
| | R | | E 903 FARM BUILDING EXEMPT | | 58,740 |
| | | | 100% Alberta School Foundation Fund | Exempt Total: | 95,900 |
| | | | | Totals: | 695,130 |
| 5641020 | 9913214 AREA B SE-28-25-23-4 | 45.99 Acres | FOR IRRIGATION PURPOSES | | |
| | NR LAND | | E 167 WESTERN IRRIGATION DIST EXEMPT | Exempt Total: | 322,220 |
| | | | 100% Alberta School Foundation Fund | | |
| 5642000 | SW-28-25-23-4 | 78.50 Acres | south half | | |
| | F LAND | | T 1 FARMLAND | Taxable Total: | 16,200 |
| | | | 100% Alberta School Foundation Fund | | |
| 5643000 | SW-28-25-23-4 | 40.00 Acres | SOUT HALF LSD 5&6 | | |
| | F LAND | | T 1 FARMLAND | Taxable Total: | 8,330 |
| | | | 100% Alberta School Foundation Fund | | |
| 5644000 | 0510183 1 1 SW-28-25-23-4 | 4.72 Acres | NW Corner | | |
| | 254031 RGE RD 234 | | | | |
| | R LAND & IMPROVEMENTS | | T 103 RESIDENTIAL LAND & IMPROVEMENTS | | 568,500 |
| | R | | E 901 RURAL RESIDENCE EXEMPTION (RAP) | | 58,400 |
| | | | 100% Alberta School Foundation Fund | Totals: | 626,900 |
| 5645000 | NE-29-25-23-4 | 74.12 Acres | NORTH HALF | | |
| | F LAND | | T 1 FARMLAND | Taxable Total: | 18,930 |
| | | | 100% Christ The Redeemer Reg. 3 | | |
| 5646000 | NE-29-25-23-4 | 74.68 Acres | SOUTH HALF | | |



2020 Assessment Roll (Valuation Date 1-July, 2020) 2021 Taxation Year, Wheatland County

Assessment Year: 2020
Tax Year: 2021

| Roll | Legal Address | | | | | Total | |
|---------|-------------------------------------|---------------------|--------------------------|--------------------------|---------------------------------|----------------|---------|
| 5648000 | F | LAND | T | 1 | FARMLAND | Taxable Total: | 12,820 |
| | 100% Alberta School Foundation Fund | | | | | | |
| | NW-29-25-23-4 | 150.79 Acres | | | | | |
| 5649000 | F | LAND | T | 1 | FARMLAND | Taxable Total: | 21,560 |
| | 100% Alberta School Foundation Fund | | | | | | |
| | SE-29-25-23-4 | 140.00 Acres | | | | | |
| 5649010 | F | LAND | T | 1 | FARMLAND | Taxable Total: | 33,870 |
| | 100% Alberta School Foundation Fund | | | | | | |
| | 9311226 1 | SE-29-25-23-4 | 18.34 Acres | WEST HALF LSD 2&7 | | | |
| | 234042 TWP RD 254 | | | | | | |
| | F | LAND & IMPROVEMENTS | T | 1 | FARMLAND | | 1,120 |
| | R | | T | 103 | RESIDENTIAL LAND & IMPROVEMENTS | | 255,480 |
| | | | | | | Taxable Total: | 256,600 |
| | R | | E | 901 | RURAL RESIDENCE EXEMPTION (RAP) | | 1,120 |
| | 100% Alberta School Foundation Fund | | | | | Totals: | 257,720 |
| 5650000 | SW-29-25-23-4 | 47.95 Acres | EAST OF IRRIGATION DITCH | | | | |
| | 234044 TWP RD 254 | | | | | | |
| | F | LAND & IMPROVEMENTS | T | 1 | FARMLAND | | 3,440 |
| | R | | T | 103 | RESIDENTIAL LAND & IMPROVEMENTS | | 192,160 |
| | | | | | | Taxable Total: | 195,600 |
| | R | | E | 901 | RURAL RESIDENCE EXEMPTION (RAP) | | 3,440 |
| | 100% Alberta School Foundation Fund | | | | | Totals: | 199,040 |
| 5650010 | 9312220 2 | SW-29-25-23-4 | 94.55 Acres | WEST OF IRRIGATION DITCH | | | |
| | 254033 RGE RD 235 | | | | | | |
| | F | LAND & IMPROVEMENTS | T | 1 | FARMLAND | | 11,960 |
| | R | | T | 103 | RESIDENTIAL LAND & IMPROVEMENTS | | 510,640 |
| | | | | | | Taxable Total: | 522,600 |
| | R | | E | 901 | RURAL RESIDENCE EXEMPTION (RAP) | | 11,960 |
| | R | | E | 903 | FARM BUILDING EXEMPT | | 23,700 |
| | 100% Alberta School Foundation Fund | | | | | Exempt Total: | 35,660 |
| | | | | | | Totals: | 558,260 |
| 5650020 | 9312220 1 | SW-29-25-23-4 | 3.00 Acres | NORTHWEST CORNER | | | |
| | 254037 RGE RD 235 | | | | | | |
| | R | LAND & IMPROVEMENTS | T | 103 | RESIDENTIAL LAND & IMPROVEMENTS | Taxable Total: | 333,900 |
| | 100% Alberta School Foundation Fund | | | | | | |



2020 Assessment Roll (Valuation Date 1-July, 2020) 2021 Taxation Year, Wheatland County

Assessment Year: 2020
Tax Year: 2021

| Roll | Legal Address | | | | | | | | Total |
|---------|---------------|---------------|--------------|-------|-------------------------------------|----------------|--|--|---------|
| 5650030 | IRR784 RW 25 | AL-29-25-23-4 | 33.41 Acres | | LSD 3,6,11,14,15,10,9 | | | | |
| | NR | LAND | | E 167 | WESTERN IRRIGATION DIST EXEMPT | Exempt Total: | | | 160,090 |
| | | | | | 100% Alberta School Foundation Fund | | | | |
| 5651000 | NE-30-25-23-4 | | 154.08 Acres | | CENTRAL EAST PORTION | | | | |
| | F | LAND | | T 1 | FARMLAND | Taxable Total: | | | 31,130 |
| | | | | | 100% Alberta School Foundation Fund | | | | |
| 5651020 | NE-30-25-23-4 | | 1.38 Acres | | | | | | |
| | F | LAND | | T 1 | FARMLAND | Taxable Total: | | | 250 |
| | | | | | 100% Alberta School Foundation Fund | | | | |
| 5652010 | RY372 | N -30-25-23-4 | 10.66 Acres | | ABANDONED RAILWAY | | | | |
| | F | LAND | | T 1 | FARMLAND | Taxable Total: | | | 2,060 |
| | | | | | 100% Alberta School Foundation Fund | | | | |
| 5653000 | NW-30-25-23-4 | | 79.90 Acres | | NORTH HALF | | | | |
| | F | LAND | | T 1 | FARMLAND | Taxable Total: | | | 19,250 |
| | | | | | 100% Alberta School Foundation Fund | | | | |
| 5654000 | NW-30-25-23-4 | | 73.94 Acres | | SOUTH HALF | | | | |
| | F | LAND | | T 1 | FARMLAND | Taxable Total: | | | 17,090 |
| | | | | | 100% Alberta School Foundation Fund | | | | |
| 5655000 | SE-30-25-23-4 | | 159.56 Acres | | | | | | |
| | F | LAND | | T 1 | FARMLAND | Taxable Total: | | | 36,900 |
| | | | | | 100% Alberta School Foundation Fund | | | | |
| 5656000 | SW-30-25-23-4 | | 160.00 Acres | | | | | | |
| | F | LAND | | T 1 | FARMLAND | Taxable Total: | | | 38,530 |
| | | | | | 100% Alberta School Foundation Fund | | | | |
| 5657000 | NE-31-25-23-4 | | 156.99 Acres | | | | | | |
| | F | LAND | | T 1 | FARMLAND | Taxable Total: | | | 37,270 |



2020 Assessment Roll (Valuation Date 1-July, 2020) 2021 Taxation Year, Wheatland County

Assessment Year: 2020
Tax Year: 2021

| Roll | Legal Address | | | | | | Total |
|---------|---------------------------|-------------|-------------------------------------|---------------------------------|--|----------------|---------|
| | | | 100% Alberta School Foundation Fund | | | | |
| 5659000 | NW-31-25-23-4 | 67.08 Acres | E OF RAILWAY & W OF CANAL | | | | |
| | 235053 HWY 564 | | | | | | |
| | F LAND & IMPROVEMENTS | | T 1 | FARMLAND | | | 10,270 |
| | R | | T 103 | RESIDENTIAL LAND & IMPROVEMENTS | | | 352,610 |
| | | | Taxable Total: | | | | 362,880 |
| | R | | E 901 | RURAL RESIDENCE EXEMPTION (RAP) | | | 61,540 |
| | R | | E 903 | FARM BUILDING EXEMPT | | | 9,150 |
| | | | 100% Alberta School Foundation Fund | | | | |
| | | | Exempt Total: | | | | 70,690 |
| | | | Totals: | | | | 433,570 |
| 5660000 | NW-31-25-23-4 | 51.70 Acres | EAST OF CANAL | | | | |
| | F LAND | | T 1 | FARMLAND | | Taxable Total: | 6,600 |
| | | | 100% Alberta School Foundation Fund | | | | |
| 5661000 | NW-31-25-23-4 | 35.08 Acres | WEST OF ABANDONED RAILWAY | | | | |
| | F LAND | | T 1 | FARMLAND | | Taxable Total: | 8,050 |
| | | | 100% Alberta School Foundation Fund | | | | |
| 5662000 | SE-31-25-23-4 | 80.00 Acres | WEST HALF | | | | |
| | F LAND | | T 1 | FARMLAND | | Taxable Total: | 20,430 |
| | | | 100% Alberta School Foundation Fund | | | | |
| 5662020 | 0413556 2 1 SE-31-25-23-4 | 4.00 Acres | Northeast Corner LSD 1 | | | | |
| | 255022B RGE RD 235 | | | | | | |
| | R LAND & IMPROVEMENTS | | T 103 | RESIDENTIAL LAND & IMPROVEMENTS | | Taxable Total: | 178,900 |
| | | | 100% Alberta School Foundation Fund | | | | |
| 5663000 | 0413687 2 2 SE-31-25-23-4 | 61.81 Acres | EAST HALF - N OF ABND RAILWAY | | | | |
| | 255022A RGE RD 235 | | | | | | |
| | F LAND & IMPROVEMENTS | | T 1 | FARMLAND | | | 8,470 |
| | R | | T 103 | RESIDENTIAL LAND & IMPROVEMENTS | | | 229,030 |
| | | | Taxable Total: | | | | 237,500 |
| | R | | E 901 | RURAL RESIDENCE EXEMPTION (RAP) | | | 8,470 |
| | | | 100% Alberta School Foundation Fund | | | | |
| | | | Totals: | | | | 245,970 |
| 5663010 | 9310677 1 SE-31-25-23-4 | 14.14 Acres | SE Corner | | | | |
| | 255010 RGE RD 235 | | | | | | |
| | F LAND & IMPROVEMENTS | | T 1 | FARMLAND | | | 1,100 |



2020 Assessment Roll (Valuation Date 1-July, 2020) 2021 Taxation Year, Wheatland County

Assessment Year: 2020
Tax Year: 2021

| Roll | Legal Address | | | | Total |
|---------|-----------------------|--------------|-------|--------------------------------------|---------|
| | R | | T 103 | RESIDENTIAL LAND & IMPROVEMENTS | 278,800 |
| | | | | Taxable Total: | 279,900 |
| | R | | E 901 | RURAL RESIDENCE EXEMPTION (RAP) | 1,100 |
| | R | | E 903 | FARM BUILDING EXEMPT | 7,050 |
| | | | 100% | Alberta School Foundation Fund | 8,150 |
| | | | | Exempt Total: | 288,050 |
| | | | | Totals: | |
| 5664000 | SW-31-25-23-4 | 155.60 Acres | | SOUTH OF IRRIGATION DITCH | |
| | F LAND | | T 1 | FARMLAND | 34,300 |
| | | | 100% | Alberta School Foundation Fund | |
| 5666000 | NE-32-25-23-4 | 150.57 Acres | | Refinish FX Autobody | |
| | 234023 HWY 564 | | | | |
| | F LAND & IMPROVEMENTS | | T 1 | FARMLAND | 19,020 |
| | R | | T 103 | RESIDENTIAL LAND & IMPROVEMENTS | 431,370 |
| | NR | | T 105 | NON-RESEIDENTIAL LAND & IMPROVEMENTS | 260,880 |
| | | | | Taxable Total: | 711,270 |
| | R | | E 901 | RURAL RESIDENCE EXEMPTION (RAP) | 19,810 |
| | R | | E 903 | FARM BUILDING EXEMPT | 15,220 |
| | | | 100% | Christ The Redeemer Reg. 3 | 35,030 |
| | | | | Exempt Total: | 746,300 |
| | | | | Totals: | |
| 5666010 | RY372 N -32-25-23-4 | 9.29 Acres | | ABANDONED RAILWAY | |
| | F LAND | | T 1 | FARMLAND | 690 |
| | | | 100% | Christ The Redeemer Reg. 3 | |
| 5666020 | NE-32-25-23-4 | 1.38 Acres | | ADJACENT TO RAILWAY | |
| | F LAND | | T 1 | FARMLAND | 100 |
| | | | 100% | Christ The Redeemer Reg. 3 | |
| 5667000 | NW-32-25-23-4 | 154.78 Acres | | | |
| | F LAND | | T 1 | FARMLAND | 33,610 |
| | | | 100% | Christ The Redeemer Reg. 3 | |
| 5668000 | SE-32-25-23-4 | 160.00 Acres | | | |
| | F LAND | | T 1 | FARMLAND | 40,400 |
| | | | 100% | Christ The Redeemer Reg. 3 | |



2020 Assessment Roll (Valuation Date 1-July, 2020) 2021 Taxation Year, Wheatland County

Assessment Year: 2020
Tax Year: 2021

| Roll | Legal Address | Total |
|---------|--|-------|
| 5669000 | 0213300 3 1 SW-32-25-23-4 150.55 Acres | |
| | F LAND T 1 FARMLAND Taxable Total: 37,800 | |
| | 100% Alberta School Foundation Fund | |
| 5669005 | 0213299 2 1 SW-32-25-23-4 6.27 Acres SW CORNER & .21 ac in NW 29 | |
| | 255001 RGE RD 235 | |
| | F LAND & IMPROVEMENTS T 1 FARMLAND 590 | |
| | R T 103 RESIDENTIAL LAND & IMPROVEMENTS 509,210 | |
| | Taxable Total: 509,800 | |
| | R E 901 RURAL RESIDENCE EXEMPTION (RAP) 590 | |
| | 100% Alberta School Foundation Fund Totals: 510,390 | |
| 5669030 | 0010468 1 SW-32-25-23-4 3.00 Acres NORTHWEST CORNER | |
| | 255039 RGE RD 235 | |
| | R LAND & IMPROVEMENTS T 103 RESIDENTIAL LAND & IMPROVEMENTS Taxable Total: 460,000 | |
| | 100% Alberta School Foundation Fund | |
| 5670000 | 8811766 1 NE-33-25-23-4 12.00 Acres SOUTHEAST CORNER | |
| | 255044 RGE RD 233 | |
| | F LAND & IMPROVEMENTS T 1 FARMLAND 790 | |
| | R T 103 RESIDENTIAL LAND & IMPROVEMENTS 381,510 | |
| | Taxable Total: 382,300 | |
| | R E 901 RURAL RESIDENCE EXEMPTION (RAP) 790 | |
| | 100% Alberta School Foundation Fund Totals: 383,090 | |
| 5670020 | NE-33-25-23-4 134.86 Acres | |
| | F LAND T 1 FARMLAND Taxable Total: 28,600 | |
| | 100% The Golden Hills Reg. Div. 15 | |
| 5672000 | NW-33-25-23-4 146.96 Acres | |
| | F LAND T 1 FARMLAND Taxable Total: 33,690 | |
| | 100% Alberta School Foundation Fund | |
| 5672010 | RY372 RLY 25 NW-33-25-23-4 6.05 Acres ABANDONED RAILWAY | |
| | F LAND T 1 FARMLAND Taxable Total: 450 | |
| | 100% Alberta School Foundation Fund | |
| 5672020 | NW-33-25-23-4 0.97 Acres ADJACENT TO RAILWAY | |



2020 Assessment Roll (Valuation Date 1-July, 2020) 2021 Taxation Year, Wheatland County

Assessment Year: 2020
Tax Year: 2021

| Roll | Legal Address | | | | | | Total |
|---------|---------------------------|---------------------|---|-----|-------------------------------------|------------------------------|---------|
| 5673000 | R | LAND | T | 104 | RESIDENTIAL VACANT LAND | Taxable Total: | 7,900 |
| | | | | | 100% Alberta School Foundation Fund | | |
| | SE-33-25-23-4 | 100.46 Acres | | | | Southwesterly Portion | |
| 5674000 | F | LAND | T | 1 | FARMLAND | Taxable Total: | 24,830 |
| | | | | | 100% Alberta School Foundation Fund | | |
| | SE-33-25-23-4 | 21.99 Acres | | | | NORTHEAST OF STATION GROUNDS | |
| | 255020 RGE RD 233 | | | | | | |
| | F | LAND & IMPROVEMENTS | T | 1 | FARMLAND | | 2,810 |
| | R | | T | 103 | RESIDENTIAL LAND & IMPROVEMENTS | | 436,890 |
| | | | | | | Taxable Total: | 439,700 |
| | R | | E | 901 | RURAL RESIDENCE EXEMPTION (RAP) | | 2,810 |
| | | | | | 100% Alberta School Foundation Fund | Totals: | 442,510 |
| 5674010 | SE-33-25-23-4 | 3.18 Acres | | | | SOUTHEAST OF STATION GROUNDS | |
| 5675000 | R | LAND | T | 104 | RESIDENTIAL VACANT LAND | Taxable Total: | 11,600 |
| | | | | | 100% Alberta School Foundation Fund | | |
| | SW-33-25-23-4 | 160.00 Acres | | | | | |
| 5676000 | F | LAND | T | 1 | FARMLAND | Taxable Total: | 36,080 |
| | | | | | 100% Alberta School Foundation Fund | | |
| | NE-34-25-23-4 | 158.01 Acres | | | | | |
| 5677000 | F | LAND | T | 1 | FARMLAND | Taxable Total: | 40,870 |
| | | | | | 100% The Golden Hills Reg. Div. 15 | | |
| | NW-34-25-23-4 | 139.56 Acres | | | | | |
| 5677010 | F | LAND | T | 1 | FARMLAND | Taxable Total: | 35,310 |
| | | | | | 100% The Golden Hills Reg. Div. 15 | | |
| | 0213756 1 1 NW-34-25-23-4 | 16.43 Acres | | | | NORTH WEST CORNER OF LSD 12 | |
| | 255057 RGE RD 233 | | | | | | |
| | F | LAND & IMPROVEMENTS | T | 1 | FARMLAND | | 2,440 |
| | R | | T | 103 | RESIDENTIAL LAND & IMPROVEMENTS | | 256,660 |
| | | | | | | Taxable Total: | 259,100 |
| | R | | E | 901 | RURAL RESIDENCE EXEMPTION (RAP) | | 61,540 |
| | R | | E | 903 | FARM BUILDING EXEMPT | | 69,770 |



2020 Assessment Roll (Valuation Date 1-July, 2020) 2021 Taxation Year, Wheatland County

Assessment Year: 2020
Tax Year: 2021

| Roll | Legal Address | | | | Total |
|---------|---------------|---------------|-------------------------------------|--------------------------------|---------|
| | | | 100% The Golden Hills Reg. Div. 15 | Exempt Total: | 131,310 |
| | | | | Totals: | 390,410 |
| 5678000 | 0710479 2 4 | S -34-25-23-4 | 270.38 Acres | S1/2 EXCPT THE WESTERLY 234.8M | |
| | F | LAND | T 1 FARMLAND | Taxable Total: | 65,170 |
| | | | 100% The Golden Hills Reg. Div. 15 | | |
| 5679000 | 0710479 2 3 | SW-34-25-23-4 | 44.52 Acres | WESTERLY 234M | |
| | F | LAND | T 1 FARMLAND | Taxable Total: | 7,370 |
| | | | 100% The Golden Hills Reg. Div. 15 | | |
| 5679010 | RY372 | SW-34-25-23-4 | 3.10 Acres | ABANDONED RAILWAY | |
| | F | LAND | T 1 FARMLAND | Taxable Total: | 230 |
| | | | 100% The Golden Hills Reg. Div. 15 | | |
| 5680000 | NE-35-25-23-4 | | 159.00 Acres | | |
| | F | LAND | T 1 FARMLAND | Taxable Total: | 40,760 |
| | | | 100% Alberta School Foundation Fund | | |
| 5681000 | NW-35-25-23-4 | | 158.01 Acres | | |
| | F | LAND | T 1 FARMLAND | Taxable Total: | 39,210 |
| | | | 100% The Golden Hills Reg. Div. 15 | | |
| 5682000 | SE-35-25-23-4 | | 160.00 Acres | | |
| | F | LAND | T 1 FARMLAND | Taxable Total: | 32,960 |
| | | | 100% Alberta School Foundation Fund | | |
| 5683000 | SW-35-25-23-4 | | 160.00 Acres | | |
| | F | LAND | T 1 FARMLAND | Taxable Total: | 39,790 |
| | | | 100% The Golden Hills Reg. Div. 15 | | |
| 5684000 | NE-36-25-23-4 | | 158.01 Acres | County Lease- Burke Stock Pile | |
| | F | LAND | T 1 FARMLAND | | 32,100 |
| | NR | | E 152 MUNI GRAVEL OPERATION- EXEMPT | | 74,000 |
| | | | | Totals: | 106,100 |



2020 Assessment Roll (Valuation Date 1-July, 2020) 2021 Taxation Year, Wheatland County

Assessment Year: 2020
Tax Year: 2021

| Roll | Legal Address | 100% Alberta School Foundation Fund | | | | Total |
|---------|---|-------------------------------------|---------------------------------|----------------|--|---------|
| 5685000 | NW-36-25-23-4 158.01 Acres | | | | | |
| | F LAND | T 1 | FARMLAND | Taxable Total: | | 36,570 |
| | | 100% Alberta School Foundation Fund | | | | |
| 5686000 | SE-36-25-23-4 160.00 Acres | | | | | |
| | F LAND | T 1 | FARMLAND | Taxable Total: | | 21,130 |
| | | 100% Alberta School Foundation Fund | | | | |
| 5687000 | SW-36-25-23-4 160.00 Acres | | | | | |
| | F LAND | T 1 | FARMLAND | Taxable Total: | | 34,970 |
| | | 100% Alberta School Foundation Fund | | | | |
| 5688000 | 7158EC A SE-33-25-23-4 0.65 Acres | TUDOR | | | | |
| | R LAND | T 104 | RESIDENTIAL VACANT LAND | Taxable Total: | | 17,500 |
| | | 100% Alberta School Foundation Fund | | | | |
| 5690000 | 1411520 2 1 SE-33-25-23-4 1.80 Acres 233030A TWP RD 255A | Within SW corner LSD | | | | |
| | R LAND & IMPROVEMENTS | T 103 | RESIDENTIAL LAND & IMPROVEMENTS | Taxable Total: | | 549,000 |
| | | 100% Alberta School Foundation Fund | | | | |
| 5691000 | 1410805 3 1 SE-33-25-23-4 1.55 Acres 233030B TWP RD 255A | SE corner of LSD 15 | | | | |
| | R LAND & IMPROVEMENTS | T 103 | RESIDENTIAL LAND & IMPROVEMENTS | Taxable Total: | | 279,500 |
| | | 100% The Golden Hills Reg. Div. 15 | | | | |
| 5695000 | 1011610 1 5 SE-33-25-23-4 10.67 Acres 255008 RGE RD 233 | | | | | |
| | R LAND & IMPROVEMENTS | T 103 | RESIDENTIAL LAND & IMPROVEMENTS | Taxable Total: | | 487,300 |
| | | 100% Alberta School Foundation Fund | | | | |
| 5699000 | SE-33-25-23-4 0.08 Acres | SW CORNER LSD 8 | | | | |
| | NR LAND | E 155 | WHEATLAND COUNTY EXEMPT | Exempt Total: | | 810 |
| | | 100% Alberta School Foundation Fund | | | | |
| 5702010 | RY372 E -33-25-23-4 26.26 Acres | FORMER TUDOR STATION GROUNDS | | | | |
| | R LAND | T 104 | RESIDENTIAL VACANT LAND | Taxable Total: | | 125,200 |



2020 Assessment Roll (Valuation Date 1-July, 2020) 2021 Taxation Year, Wheatland County

Assessment Year: 2020
Tax Year: 2021

| Roll | Legal Address | | | | | | | | | | Total |
|---------|-------------------------------------|---------------------|--------------|------------|--------------------------------|---------------------------------|--|----------------|--|---------|---------|
| | 100% Alberta School Foundation Fund | | | | | | | | | | |
| 5703000 | SW-4-26-23-4 | | 154.13 Acres | | | | | | | | |
| | F | LAND | | T | 1 | FARMLAND | | Taxable Total: | | 35,440 | |
| | 100% Alberta School Foundation Fund | | | | | | | | | | |
| 5703010 | 1612274 1 1 | SW-4-26-23-4 | | 3.75 Acres | | Southeast Corner | | | | | |
| | F | LAND | | T | 1 | FARMLAND | | Taxable Total: | | 640 | |
| | 100% Alberta School Foundation Fund | | | | | | | | | | |
| 5704000 | NE-5-26-23-4 | | 160.00 Acres | | | | | | | | |
| | 260066 RGE RD 234 | | | | | | | | | | |
| | F | LAND & IMPROVEMENTS | | T | 1 | FARMLAND | | | | 33,090 | |
| | R | | | T | 103 | RESIDENTIAL LAND & IMPROVEMENTS | | | | 325,630 | |
| | Taxable Total: | | | | | | | | | | 358,720 |
| | R | | | E | 901 | RURAL RESIDENCE EXEMPTION (RAP) | | | | 61,540 | |
| | R | | | E | 903 | FARM BUILDING EXEMPT | | | | 8,370 | |
| | 100% Alberta School Foundation Fund | | | | | | | | | | |
| | Exempt Total: | | | | | | | | | | 69,910 |
| | Totals: | | | | | | | | | | 428,630 |
| 5705000 | NW-5-26-23-4 | | 154.02 Acres | | | | | | | | |
| | F | LAND | | T | 1 | FARMLAND | | Taxable Total: | | 34,250 | |
| | 100% Alberta School Foundation Fund | | | | | | | | | | |
| 5706000 | NW-5-26-23-4 | | 2.40 Acres | | CENTRAL WEST LSD 13 | | | | | | |
| | F | LAND | | T | 1 | FARMLAND | | Taxable Total: | | 210 | |
| | 100% Christ The Redeemer Reg. 3 | | | | | | | | | | |
| 5707000 | SE-5-26-23-4 | | 158.01 Acres | | | | | | | | |
| | F | LAND | | T | 1 | FARMLAND | | Taxable Total: | | 34,000 | |
| | 100% Alberta School Foundation Fund | | | | | | | | | | |
| 5708000 | SW-5-26-23-4 | | 158.01 Acres | | | | | | | | |
| | F | LAND | | T | 1 | FARMLAND | | Taxable Total: | | 38,700 | |
| | 100% Alberta School Foundation Fund | | | | | | | | | | |
| 5709000 | 53/66 OT | N-6-26-23-4 | 92.04 Acres | | W OF RWY (NW) & N of Creek(NE) | | | | | | |



2020 Assessment Roll (Valuation Date 1-July, 2020) 2021 Taxation Year, Wheatland County

Assessment Year: 2020
Tax Year: 2021

| Roll | Legal Address | | | | | | Total |
|---------|---------------|--------------|---|-----|--------------------------------------|----------------|--------|
| | F | LAND | T | 1 | FARMLAND | Taxable Total: | 8,130 |
| 5710000 | NE-6-26-23-4 | 72.80 Acres | | | 100% Christ The Redeemer Reg. 3 | | |
| | F | LAND | T | 1 | FARMLAND | Taxable Total: | 16,050 |
| 5711000 | NE-6-26-23-4 | 1.50 Acres | | | 100% Christ The Redeemer Reg. 3 | | |
| | F | LAND | T | 1 | FARMLAND | Taxable Total: | 130 |
| 5712000 | NW-6-26-23-4 | 133.02 Acres | | | 100% Alberta School Foundation Fund | | |
| | F | LAND | T | 1 | FARMLAND | Taxable Total: | 18,390 |
| 5714000 | NW-6-26-23-4 | 5.89 Acres | | | 100% Christ The Redeemer Reg. 3 | | |
| | NR | LAND | T | 105 | NON-RESEIDENTIAL LAND & IMPROVEMENTS | Taxable Total: | 13,180 |
| 5715000 | SE-6-26-23-4 | 157.52 Acres | | | 100% Alberta School Foundation Fund | | |
| | F | LAND | T | 1 | FARMLAND | Taxable Total: | 38,530 |
| 5716000 | SW-6-26-23-4 | 147.97 Acres | | | 100% Christ The Redeemer Reg. 3 | | |
| | F | LAND | T | 1 | FARMLAND | Taxable Total: | 25,780 |
| 5717000 | NE-7-26-23-4 | 156.82 Acres | | | 100% Christ The Redeemer Reg. 3 | | |
| | F | LAND | T | 1 | FARMLAND | Taxable Total: | 37,020 |
| 5718000 | NW-7-26-23-4 | 160.00 Acres | | | 100% Christ The Redeemer Reg. 3 | | |
| | F | LAND | T | 1 | FARMLAND | Taxable Total: | 37,320 |
| | | | | | 100% Christ The Redeemer Reg. 3 | | |



2020 Assessment Roll (Valuation Date 1-July, 2020) 2021 Taxation Year, Wheatland County

Assessment Year: 2020
Tax Year: 2021

| Roll | Legal Address | | | | Total |
|---------|-----------------------|--------------|---------------------------------------|----------------------|---------|
| 5719000 | SE-7-26-23-4 | 137.68 Acres | | WEST OF WATER COURSE | |
| | F LAND | | T 1 FARMLAND | Taxable Total: | 16,570 |
| | | | 100% Alberta School Foundation Fund | | |
| 5720000 | SE-7-26-23-4 | 13.40 Acres | | SOUTHEAST CORNER | |
| | F LAND | | T 1 FARMLAND | Taxable Total: | 1,160 |
| | | | 100% Alberta School Foundation Fund | | |
| 5721000 | SW-7-26-23-4 | 159.92 Acres | | | |
| | F LAND | | T 1 FARMLAND | Taxable Total: | 24,620 |
| | | | 100% Alberta School Foundation Fund | | |
| 5722000 | NE-8-26-23-4 | 116.80 Acres | | WEST OF WATER COURSE | |
| | F LAND | | T 1 FARMLAND | Taxable Total: | 19,090 |
| | | | 100% Alberta School Foundation Fund | | |
| 5723000 | NE-8-26-23-4 | 28.50 Acres | | EAST OF WATER COURSE | |
| | F LAND | | T 1 FARMLAND | Taxable Total: | 2,520 |
| | | | 100% Alberta School Foundation Fund | | |
| 5724000 | NE-8-26-23-4 | 10.20 Acres | | SOUTHEAST CORNER | |
| | F LAND | | T 1 FARMLAND | Taxable Total: | 900 |
| | | | 100% Alberta School Foundation Fund | | |
| 5725000 | NE-8-26-23-4 | 0.50 Acres | | NORTHEAST CORNER | |
| | R LAND | | T 104 RESIDENTIAL VACANT LAND | Taxable Total: | 500 |
| | | | 100% Alberta School Foundation Fund | | |
| 5726000 | NW-8-26-23-4 | 153.30 Acres | | | |
| | 234049A TWP RD 262 | | | | |
| | F LAND & IMPROVEMENTS | | T 1 FARMLAND | | 31,680 |
| | R | | T 103 RESIDENTIAL LAND & IMPROVEMENTS | | 299,950 |
| | | | | Taxable Total: | 331,630 |
| | R | | E 901 RURAL RESIDENCE EXEMPTION (RAP) | | 92,310 |
| | R | | E 903 FARM BUILDING EXEMPT | | 7,270 |
| | | | | Exempt Total: | 99,580 |



2020 Assessment Roll (Valuation Date 1-July, 2020) 2021 Taxation Year, Wheatland County

Assessment Year: 2020
Tax Year: 2021

| Roll | Legal Address | 100% Alberta School Foundation Fund | | | | | Total | |
|---------|------------------------------------|-------------------------------------|---------------------------|---|----------|-------------------------------------|----------------|---------|
| | | | | | | | Totals: | 431,210 |
| 5727000 | SE-8-26-23-4 | 138.55 Acres | SOUTH OF WATER COURSE | | | | | |
| | F | LAND | T | 1 | FARMLAND | 100% Alberta School Foundation Fund | Taxable Total: | 23,190 |
| 5728000 | SE-8-26-23-4 | 18.05 Acres | NORTH OF WATER COURSE | | | | | |
| | F | LAND | T | 1 | FARMLAND | 100% Alberta School Foundation Fund | Taxable Total: | 1,640 |
| 5729000 | SW-8-26-23-4 | 89.97 Acres | EAST OF WATER COURSE | | | | | |
| | F | LAND | T | 1 | FARMLAND | 100% Alberta School Foundation Fund | Taxable Total: | 10,400 |
| 5730000 | SW-8-26-23-4 | 63.00 Acres | WEST OF WATER COURSE | | | | | |
| | F | LAND | T | 1 | FARMLAND | 100% Alberta School Foundation Fund | Taxable Total: | 6,200 |
| 5731000 | NW-16-26-23-4 | 101.60 Acres | NORTHWEST OF RAILWAY | | | | | |
| | F | LAND | T | 1 | FARMLAND | 100% Alberta School Foundation Fund | Taxable Total: | 20,400 |
| 5732000 | W -16-26-23-4 | 99.69 Acres | N OF CREEK & S OF RAILWAY | | | | | |
| | F | LAND | T | 1 | FARMLAND | 100% Alberta School Foundation Fund | Taxable Total: | 14,540 |
| 5733000 | NW-16-26-23-4 | 3.65 Acres | SOUTHEAST CORNER | | | | | |
| | F | LAND | T | 1 | FARMLAND | 100% Alberta School Foundation Fund | Taxable Total: | 330 |
| 5734000 | SW-16-26-23-4 | 93.78 Acres | SOUTHEAST OF WATER COURSE | | | | | |
| | F | LAND | T | 1 | FARMLAND | 100% Alberta School Foundation Fund | Taxable Total: | 16,780 |
| 5736000 | SW-16-26-23-4 233082 TWP RD 262 | 4.40 Acres | SOUTHWEST CORNER | | | | | |



2020 Assessment Roll (Valuation Date 1-July, 2020) 2021 Taxation Year, Wheatland County

Assessment Year: 2020
Tax Year: 2021

| Roll | Legal Address | | | | | | Total |
|---------|---------------|--------------------------|-------------------------------|------|---------------------------------|----------------|---------|
| | F | LAND & IMPROVEMENTS | T | 1 | FARMLAND | | 230 |
| | R | | T | 103 | RESIDENTIAL LAND & IMPROVEMENTS | | 261,470 |
| | | | | | Taxable Total: | | 261,700 |
| | R | | E | 901 | RURAL RESIDENCE EXEMPTION (RAP) | | 230 |
| | R | | E | 903 | FARM BUILDING EXEMPT | | 8,600 |
| | | | | 100% | Alberta School Foundation Fund | Exempt Total: | 8,830 |
| | | | | | | Totals: | 270,530 |
| 5737000 | NE-17-26-23-4 | 155.47 Acres | | | | | |
| | F | LAND | T | 1 | FARMLAND | Taxable Total: | 23,900 |
| | | | | 100% | Alberta School Foundation Fund | | |
| 5738000 | NW-17-26-23-4 | 115.47 Acres | N1/2 LSD11&12 & ALL LSD13&14 | | | | |
| | | 262063 RGE RD 235 | | | | | |
| | F | LAND & IMPROVEMENTS | T | 1 | FARMLAND | | 17,860 |
| | R | | T | 103 | RESIDENTIAL LAND & IMPROVEMENTS | | 295,400 |
| | | | | | Taxable Total: | | 313,260 |
| | R | | E | 901 | RURAL RESIDENCE EXEMPTION (RAP) | | 17,860 |
| | R | | E | 903 | FARM BUILDING EXEMPT | | 12,940 |
| | | | | 100% | Alberta School Foundation Fund | Exempt Total: | 30,800 |
| | | | | | | Totals: | 344,060 |
| 5739000 | NW-17-26-23-4 | 40.00 Acres | SOUTH HALF OF LSD 11 & 12 | | | | |
| | F | LAND | T | 1 | FARMLAND | Taxable Total: | 8,830 |
| | | | | 100% | Alberta School Foundation Fund | | |
| 5740000 | SE-17-26-23-4 | 75.80 Acres | SOUTHEAST OF RAILWAY | | | | |
| | | 234018 TWP RD 262 | | | | | |
| | F | LAND & IMPROVEMENTS | T | 1 | FARMLAND | | 13,140 |
| | R | | T | 103 | RESIDENTIAL LAND & IMPROVEMENTS | | 310,660 |
| | | | | | Taxable Total: | | 323,800 |
| | R | | E | 901 | RURAL RESIDENCE EXEMPTION (RAP) | | 13,140 |
| | | | | 100% | Alberta School Foundation Fund | Totals: | 336,940 |
| 5740010 | 9310563 1 | SE-17-26-23-4 3.00 Acres | 602' WEST OF SOUTHEAST CORNER | | | | |
| | | 234016 TWP RD 262 | | | | | |
| | R | LAND & IMPROVEMENTS | T | 103 | RESIDENTIAL LAND & IMPROVEMENTS | | 441,450 |
| | R | | E | 903 | FARM BUILDING EXEMPT | | 1,950 |
| | | | | 100% | Alberta School Foundation Fund | Totals: | 443,400 |



2020 Assessment Roll (Valuation Date 1-July, 2020) 2021 Taxation Year, Wheatland County

Assessment Year: 2020
Tax Year: 2021

| Roll | Legal Address | | | | | Total |
|---------|---|--------------|---------------------------------------|----------------|--|---------|
| 5741000 | SE-17-26-23-4 | 70.95 Acres | NORTHWEST OF RAILWAY | | | |
| | F LAND | | T 1 FARMLAND | Taxable Total: | | 16,980 |
| | | | 100% Alberta School Foundation Fund | | | |
| 5742000 | SE-17-26-23-4 | 0.90 Acres | SOUTHEAST CORNER | | | |
| | R LAND | | T 104 RESIDENTIAL VACANT LAND | Taxable Total: | | 1,000 |
| | | | 100% Alberta School Foundation Fund | | | |
| 5743000 | SW-17-26-23-4 | 157.03 Acres | | | | |
| | F LAND | | T 1 FARMLAND | Taxable Total: | | 39,270 |
| | | | 100% Alberta School Foundation Fund | | | |
| 5743010 | 0010739 1 SW-17-26-23-4 1.55 Acres 234044 TWP RD 262 | | SOUTHEAST CORNER | | | |
| | R LAND & IMPROVEMENTS | | T 103 RESIDENTIAL LAND & IMPROVEMENTS | Taxable Total: | | 351,500 |
| | | | 100% Alberta School Foundation Fund | | | |
| 5744000 | NE-18-26-23-4 155.47 Acres 262064 RGE RD 235 | | | | | |
| | F LAND & IMPROVEMENTS | | T 1 FARMLAND | | | 24,050 |
| | R | | T 103 RESIDENTIAL LAND & IMPROVEMENTS | | | 627,890 |
| | | | | Taxable Total: | | 651,940 |
| | R | | E 901 RURAL RESIDENCE EXEMPTION (RAP) | | | 92,310 |
| | | | 100% Alberta School Foundation Fund | Totals: | | 744,250 |
| 5745000 | NW-18-26-23-4 | 155.47 Acres | | | | |
| | F LAND | | T 1 FARMLAND | Taxable Total: | | 28,180 |
| | | | 100% Alberta School Foundation Fund | | | |
| 5746000 | SE-18-26-23-4 | 160.00 Acres | | | | |
| | F LAND | | T 1 FARMLAND | Taxable Total: | | 37,960 |
| | | | 100% Alberta School Foundation Fund | | | |
| 5747000 | SW-18-26-23-4 | 160.00 Acres | | | | |
| | F LAND | | T 1 FARMLAND | Taxable Total: | | 37,100 |
| | | | 100% Alberta School Foundation Fund | | | |



2020 Assessment Roll (Valuation Date 1-July, 2020) 2021 Taxation Year, Wheatland County

Assessment Year: 2020
Tax Year: 2021

| Roll | Legal Address | | | | | Total |
|---------|---|-------|-------------------------------------|----------------|--|---------|
| 5748000 | NE-19-26-23-4 160.00 Acres | | | | | |
| | F LAND | T 1 | FARMLAND | Taxable Total: | | 41,280 |
| | | | 100% Alberta School Foundation Fund | | | |
| 5749000 | NW-19-26-23-4 160.00 Acres 235069 TWP RD 264 | | | | | |
| | F LAND & IMPROVEMENTS | T 1 | FARMLAND | | | 40,370 |
| | R | T 103 | RESIDENTIAL LAND & IMPROVEMENTS | | | 362,360 |
| | | | | Taxable Total: | | 402,730 |
| | R | E 901 | RURAL RESIDENCE EXEMPTION (RAP) | | | 61,540 |
| | | | 100% Alberta School Foundation Fund | Totals: | | 464,270 |
| 5750000 | SE-19-26-23-4 155.47 Acres | | | | | |
| | F LAND | T 1 | FARMLAND | Taxable Total: | | 38,140 |
| | | | 100% Alberta School Foundation Fund | | | |
| 5751000 | SW-19-26-23-4 150.47 Acres | | | | | |
| | F LAND | T 1 | FARMLAND | Taxable Total: | | 27,660 |
| | | | 100% Alberta School Foundation Fund | | | |
| 5752000 | NE-20-26-23-4 160.00 Acres 234029 TWP RD 264 | | | | | |
| | F LAND & IMPROVEMENTS | T 1 | FARMLAND | | | 26,570 |
| | R | T 103 | RESIDENTIAL LAND & IMPROVEMENTS | | | 338,860 |
| | | | | Taxable Total: | | 365,430 |
| | R | E 901 | RURAL RESIDENCE EXEMPTION (RAP) | | | 61,540 |
| | R | E 903 | FARM BUILDING EXEMPT | | | 5,150 |
| | | | 100% Alberta School Foundation Fund | Exempt Total: | | 66,690 |
| | | | | Totals: | | 432,120 |
| 5753000 | NW-20-26-23-4 160.00 Acres | | | | | |
| | F LAND | T 1 | FARMLAND | Taxable Total: | | 32,050 |
| | | | 100% Alberta School Foundation Fund | | | |
| 5754000 | SE-20-26-23-4 155.47 Acres | | | | | |
| | F LAND | T 1 | FARMLAND | Taxable Total: | | 32,130 |
| | | | 100% Alberta School Foundation Fund | | | |



2020 Assessment Roll (Valuation Date 1-July, 2020) 2021 Taxation Year, Wheatland County

Assessment Year: 2020
Tax Year: 2021

| Roll | Legal Address | | | | | | Total |
|---------|---------------|---------------------|---|-----|-------------------------------------|---|--------|
| 5755000 | SW-20-26-23-4 | 155.47 Acres | | | | | |
| | F | LAND | T | 1 | FARMLAND | Taxable Total: | 37,460 |
| | | | | | 100% Alberta School Foundation Fund | | |
| 5756000 | NE-21-26-23-4 | 144.03 Acres | | | | | |
| | F | LAND | T | 1 | FARMLAND | Taxable Total: | 35,140 |
| | | | | | 100% Alberta School Foundation Fund | | |
| 5757010 | NE-21-26-23-4 | 2.03 Acres | | | | | |
| | | | | | | CEMETERY Rockyford St. Rita Catholic Cemetery | |
| | NR | LAND & IMPROVEMENTS | E | 159 | CEMETARY EXEMPT | Exempt Total: | 89,720 |
| | | | | | 100% Alberta School Foundation Fund | | |
| 5758000 | NW-21-26-23-4 | 160.00 Acres | | | | | |
| | F | LAND | T | 1 | FARMLAND | Taxable Total: | 39,810 |
| | | | | | 100% Alberta School Foundation Fund | | |
| 5759000 | SE-21-26-23-4 | 104.69 Acres | | | | | |
| | | | | | | NORTHWEST OF RAILWAY | |
| | F | LAND | T | 1 | FARMLAND | Taxable Total: | 23,650 |
| | | | | | 100% Alberta School Foundation Fund | | |
| 5762000 | SW-21-26-23-4 | 155.43 Acres | | | | | |
| | F | LAND | T | 1 | FARMLAND | Taxable Total: | 33,150 |
| | | | | | 100% Alberta School Foundation Fund | | |
| 5763000 | NE-22-26-23-4 | 104.02 Acres | | | | | |
| | | | | | | SOUTHEAST OF ROAD | |
| | F | LAND | T | 1 | FARMLAND | Taxable Total: | 24,320 |
| | | | | | 100% Alberta School Foundation Fund | | |
| 5764000 | NE-22-26-23-4 | 43.49 Acres | | | | | |
| | | | | | | NORTHWEST OF ROAD | |
| | F | LAND | T | 1 | FARMLAND | Taxable Total: | 9,590 |
| | | | | | 100% Alberta School Foundation Fund | | |
| 5765000 | NW-22-26-23-4 | 69.46 Acres | | | | | |
| | | 263059 RGE RD 233 | | | | NORTHERLY PORTION | |
| | F | LAND & IMPROVEMENTS | T | 1 | FARMLAND | | 17,370 |



2020 Assessment Roll (Valuation Date 1-July, 2020) 2021 Taxation Year, Wheatland County

Assessment Year: 2020
Tax Year: 2021

| Roll | Legal Address | Total |
|---------|---|-----------------------|
| | R T 103 RESIDENTIAL LAND & IMPROVEMENTS | 471,610 |
| | Taxable Total: | 488,980 |
| | R E 901 RURAL RESIDENCE EXEMPTION (RAP) | 19,490 |
| | 100% Alberta School Foundation Fund | |
| | Totals: | 508,470 |
| 5765100 | 1011117 2 1 NW-22-26-23-4 2.97 Acres | NW CORNER |
| | F LAND | |
| | T 1 FARMLAND | |
| | 100% Alberta School Foundation Fund | Taxable Total: 530 |
| 5765110 | 1011117 2 2 NW-22-26-23-4 2.97 Acres | 80m E OF NW CORNER |
| | F LAND | |
| | T 1 FARMLAND | |
| | 100% Alberta School Foundation Fund | Taxable Total: 530 |
| 5765120 | 1011117 2 3 NW-22-26-23-4 2.97 Acres | 160m E OF NW CORNER |
| | F LAND | |
| | T 1 FARMLAND | |
| | 100% Alberta School Foundation Fund | Taxable Total: 530 |
| 5765130 | 1011117 2 4 NW-22-26-23-4 2.97 Acres | 240m E OF NW CORNER |
| | F LAND | |
| | T 1 FARMLAND | |
| | 100% Alberta School Foundation Fund | Taxable Total: 530 |
| 5766000 | 1012744 1 1 NW-26-26-23-4 159.28 Acres | |
| | F LAND | |
| | T 1 FARMLAND | |
| | 100% Alberta School Foundation Fund | Taxable Total: 28,760 |
| 5767000 | NE-27-26-23-4 160.00 Acres | |
| | F LAND | |
| | T 1 FARMLAND | |
| | 100% Alberta School Foundation Fund | Taxable Total: 41,140 |
| 5768000 | NW-27-26-23-4 160.00 Acres | |
| | F LAND | |
| | T 1 FARMLAND | |
| | 100% Alberta School Foundation Fund | Taxable Total: 38,860 |
| 5769000 | SE-27-26-23-4 141.80 Acres | NORTHWEST OF RAILWAY |
| | F LAND | |
| | T 1 FARMLAND | |
| | | Taxable Total: 31,150 |



2020 Assessment Roll (Valuation Date 1-July, 2020) 2021 Taxation Year, Wheatland County

Assessment Year: 2020
Tax Year: 2021

| Roll | Legal Address | | | | | | Total |
|---------|----------------------------|---------------------|---|-----|---------------------------------------|----------------|---------|
| 5770000 | SE-27-26-23-4 11.46 Acres | | 100% Alberta School Foundation Fund | | | | |
| | | | SOUTHEAST CORNER | | | | |
| | F | LAND | T | 1 | FARMLAND | Taxable Total: | 1,630 |
| 5771000 | SW-27-26-23-4 160.00 Acres | | 100% Alberta School Foundation Fund | | | | |
| | 263081 RGE RD 233 | | | | | | |
| | F | LAND & IMPROVEMENTS | T | 1 | FARMLAND | | 40,470 |
| | R | | T | 101 | RESIDENTIAL IMPROVEMENT NIL RAP ALLOW | | 69,700 |
| | R | | T | 103 | RESIDENTIAL LAND & IMPROVEMENTS | | 203,860 |
| | | | Taxable Total: | | | | 314,030 |
| | R | | E | 901 | RURAL RESIDENCE EXEMPTION (RAP) | | 61,540 |
| | | | 100% Alberta School Foundation Fund | | | | |
| | | | Totals: | | | | 375,570 |
| 5772000 | NE-28-26-23-4 157.94 Acres | | | | | | |
| | F | LAND | T | 1 | FARMLAND | Taxable Total: | 36,180 |
| | | | 100% The Golden Hills Reg. Div. 15 | | | | |
| 5773000 | NW-28-26-23-4 160.00 Acres | | | | | | |
| | F | LAND | T | 1 | FARMLAND | Taxable Total: | 38,120 |
| | | | 100% The Golden Hills Reg. Div. 15 | | | | |
| 5774000 | SE-28-26-23-4 156.95 Acres | | | | | | |
| | F | LAND | T | 1 | FARMLAND | Taxable Total: | 36,260 |
| | | | 100% The Golden Hills Reg. Div. 15 | | | | |
| 5775000 | SW-28-26-23-4 157.00 Acres | | | | | | |
| | 233042A TWP RD 264 | | | | | | |
| | F | LAND & IMPROVEMENTS | T | 1 | FARMLAND | | 31,610 |
| | R | | T | 103 | RESIDENTIAL LAND & IMPROVEMENTS | | 520,250 |
| | | | Taxable Total: | | | | 551,860 |
| | R | | E | 901 | RURAL RESIDENCE EXEMPTION (RAP) | | 153,850 |
| | | | 100% Alberta School Foundation Fund | | | | |
| | | | Totals: | | | | 705,710 |
| 5776000 | SW-28-26-23-4 2.00 Acres | | NORTHWESTER PTN LSD 4 CEMETARY Rockyford Union Cemetery | | | | |
| | NR | LAND | E | 159 | CEMETARY EXEMPT | Exempt Total: | 72,340 |
| | | | 100% Alberta School Foundation Fund | | | | |



2020 Assessment Roll (Valuation Date 1-July, 2020) 2021 Taxation Year, Wheatland County

Assessment Year: 2020
Tax Year: 2021

| Roll | Legal Address | | | | | | Total |
|---------|---------------|---------------------|---------------------------------|-----|-------------------------------------|----------------|---------|
| 5777000 | NE-29-26-23-4 | 160.00 Acres | | | | | |
| | F | LAND | T | 1 | FARMLAND | Taxable Total: | 36,860 |
| | | | | | 100% Alberta School Foundation Fund | | |
| 5778000 | NW-29-26-23-4 | 160.00 Acres | | | | | |
| | F | LAND | T | 1 | FARMLAND | Taxable Total: | 28,080 |
| | | | | | 100% Alberta School Foundation Fund | | |
| 5779000 | SE-29-26-23-4 | 159.00 Acres | | | | | |
| | F | LAND | T | 1 | FARMLAND | Taxable Total: | 30,920 |
| | | | | | 100% Alberta School Foundation Fund | | |
| 5780000 | SW-29-26-23-4 | 128.81 Acres | | | | | |
| | | 234032 TWP RD 264 | WEST OF ROAD | | | | |
| | F | LAND & IMPROVEMENTS | T | 1 | FARMLAND | | 21,180 |
| | R | | T | 103 | RESIDENTIAL LAND & IMPROVEMENTS | | 349,360 |
| | | | | | Taxable Total: | | 370,540 |
| | R | | E | 901 | RURAL RESIDENCE EXEMPTION (RAP) | | 61,540 |
| | | | | | 100% Alberta School Foundation Fund | Totals: | 432,080 |
| 5781000 | SW-29-26-23-4 | 16.05 Acres | | | | | |
| | | | SOUTHWEST CORNER | | | | |
| | F | LAND | T | 1 | FARMLAND | Taxable Total: | 3,010 |
| | | | | | 100% Alberta School Foundation Fund | | |
| 5782000 | NE-30-26-23-4 | 144.80 Acres | | | | | |
| | | 264060 RGE RD 235 | EAST OF LATERAL | | | | |
| | F | LAND & IMPROVEMENTS | T | 1 | FARMLAND | | 23,080 |
| | R | | T | 103 | RESIDENTIAL LAND & IMPROVEMENTS | | 409,260 |
| | | | | | Taxable Total: | | 432,340 |
| | R | | E | 901 | RURAL RESIDENCE EXEMPTION (RAP) | | 61,540 |
| | | | | | 100% Alberta School Foundation Fund | Totals: | 493,880 |
| 5783000 | NE-30-26-23-4 | 3.20 Acres | | | | | |
| | | | W. OF LATERAL CENTRAL N.W. PTN. | | | | |
| | F | LAND | T | 1 | FARMLAND | Taxable Total: | 500 |
| | | | | | 100% Alberta School Foundation Fund | | |
| 5784000 | NW-30-26-23-4 | 149.70 Acres | | | | | |



2020 Assessment Roll (Valuation Date 1-July, 2020) 2021 Taxation Year, Wheatland County

Assessment Year: 2020
Tax Year: 2021

| Roll | Legal Address | | | | | Total |
|---------|--------------------|--------------------------|---|-----|-------------------------------------|---------|
| | F | LAND | T | 1 | FARMLAND | |
| | | | | | 100% Alberta School Foundation Fund | |
| 5785000 | SE-30-26-23-4 | 157.60 Acres | | | | |
| | 234080A TWP RD 264 | | | | | |
| | F | LAND & IMPROVEMENTS | T | 1 | FARMLAND | 27,560 |
| | R | | T | 103 | RESIDENTIAL LAND & IMPROVEMENTS | 287,430 |
| | | | | | Taxable Total: | 314,990 |
| | R | | E | 901 | RURAL RESIDENCE EXEMPTION (RAP) | 30,570 |
| | R | | E | 903 | FARM BUILDING EXEMPT | 4,200 |
| | | | | | 100% Alberta School Foundation Fund | |
| | | | | | Exempt Total: | 34,770 |
| | | | | | Totals: | 349,760 |
| 5786000 | SW-30-26-23-4 | 159.00 Acres | | | | |
| | F | LAND | T | 1 | FARMLAND | |
| | | | | | 100% Alberta School Foundation Fund | |
| | | | | | Taxable Total: | 34,520 |
| 5787000 | NE-31-26-23-4 | 78.90 Acres | | | | |
| | | | | | North Half, LSD 15 & 16 | |
| | F | LAND | T | 1 | FARMLAND | |
| | | | | | 100% Alberta School Foundation Fund | |
| | | | | | Taxable Total: | 14,890 |
| 5788000 | NE-31-26-23-4 | 78.90 Acres | | | | |
| | 265046 RGE RD 235 | | | | SOUTH HALF, LSD 9 & 10 | |
| | F | LAND | T | 1 | FARMLAND | |
| | | | | | 100% Alberta School Foundation Fund | |
| | | | | | Taxable Total: | 15,430 |
| 5789000 | NW-31-26-23-4 | 151.44 Acres | | | | |
| | F | LAND | T | 1 | FARMLAND | |
| | | | | | 100% Alberta School Foundation Fund | |
| | | | | | Taxable Total: | 36,220 |
| 5789010 | 2010327 1 1 | NW-31-26-23-4 7.00 Acres | | | | |
| | 265043A RGE RD 240 | | | | Southwest CORNER | |
| | F | LAND & IMPROVEMENTS | T | 1 | FARMLAND | 980 |
| | R | | T | 103 | RESIDENTIAL LAND & IMPROVEMENTS | 272,760 |
| | | | | | Taxable Total: | 273,740 |
| | R | | E | 901 | RURAL RESIDENCE EXEMPTION (RAP) | 61,540 |
| | | | | | 100% Alberta School Foundation Fund | |
| | | | | | Totals: | 335,280 |
| 5790000 | SE-31-26-23-4 | 72.70 Acres | | | | |
| | | | | | SOUTH HALF | |



2020 Assessment Roll (Valuation Date 1-July, 2020) 2021 Taxation Year, Wheatland County

Assessment Year: 2020
Tax Year: 2021

| Roll | Legal Address | | | | | Taxable Total: | Total |
|---------|---------------|---------------------|---|-----|-------------------------------------|-------------------------------|---------|
| | F | LAND | T | 1 | FARMLAND | | 12,850 |
| | | | | | 100% Alberta School Foundation Fund | | |
| 5790010 | SE-31-26-23-4 | 79.70 Acres | | | | NORTH HALF | |
| | F | LAND | T | 1 | FARMLAND | Taxable Total: | 13,730 |
| | | | | | 100% Alberta School Foundation Fund | | |
| 5791000 | SW-31-26-23-4 | 158.90 Acres | | | | | |
| | F | LAND | T | 1 | FARMLAND | Taxable Total: | 34,870 |
| | | | | | 100% Alberta School Foundation Fund | | |
| 5792000 | NE-32-26-23-4 | 139.83 Acres | | | | | |
| | F | LAND | T | 1 | FARMLAND | Taxable Total: | 28,140 |
| | | | | | 100% Alberta School Foundation Fund | | |
| 5793000 | NE-32-26-23-4 | 13.94 Acres | | | | SOUTHWEST & SOUTHEAST CORNERS | |
| | F | LAND | T | 1 | FARMLAND | Taxable Total: | 1,510 |
| | | | | | 100% Alberta School Foundation Fund | | |
| 5794000 | NW-32-26-23-4 | 145.47 Acres | | | | | |
| | F | LAND | T | 1 | FARMLAND | Taxable Total: | 27,540 |
| | | | | | 100% Alberta School Foundation Fund | | |
| 5795000 | NW-32-26-23-4 | 9.70 Acres | | | | SOUTHWEST CORNER | |
| | F | LAND | T | 1 | FARMLAND | Taxable Total: | 1,040 |
| | | | | | 100% Alberta School Foundation Fund | | |
| 5796000 | SE-32-26-23-4 | 157.95 Acres | | | | | |
| | | 265032 RGE RD 234 | | | | | |
| | F | LAND & IMPROVEMENTS | T | 1 | FARMLAND | | 32,520 |
| | R | | T | 103 | RESIDENTIAL LAND & IMPROVEMENTS | | 245,560 |
| | | | | | | Taxable Total: | 278,080 |
| | R | | E | 901 | RURAL RESIDENCE EXEMPTION (RAP) | | 61,540 |
| | | | | | 100% Alberta School Foundation Fund | Totals: | 339,620 |
| 5797000 | SE-32-26-23-4 | 1.00 Acres | | | | NORTH CENTRAL PORTION | |
| | F | LAND | T | 1 | FARMLAND | Taxable Total: | 110 |



2020 Assessment Roll (Valuation Date 1-July, 2020) 2021 Taxation Year, Wheatland County

Assessment Year: 2020
Tax Year: 2021

| Roll | Legal Address | | | | | | Total |
|---------|---------------|---------------------|-------------------------------------|-----|---------------------------------|----------------|---------|
| | | | 100% Alberta School Foundation Fund | | | | |
| 5798000 | SW-32-26-23-4 | 157.50 Acres | | | | | |
| | F | LAND | T | 1 | FARMLAND | Taxable Total: | 27,970 |
| | | | 100% Alberta School Foundation Fund | | | | |
| 5799000 | NE-33-26-23-4 | 152.08 Acres | | | | | |
| | F | LAND | T | 1 | FARMLAND | Taxable Total: | 33,760 |
| | | | 100% The Golden Hills Reg. Div. 15 | | | | |
| 5800000 | NW-33-26-23-4 | 145.36 Acres | | | | | |
| | | 265049 RGE RD 234 | | | | | |
| | F | LAND & IMPROVEMENTS | T | 1 | FARMLAND | | 34,190 |
| | R | | T | 103 | RESIDENTIAL LAND & IMPROVEMENTS | | 356,710 |
| | | | Taxable Total: | | | | 390,900 |
| | R | | E | 901 | RURAL RESIDENCE EXEMPTION (RAP) | | 34,190 |
| | | | 100% Alberta School Foundation Fund | | | | |
| | | | Totals: | | | | 425,090 |
| 5801000 | NW-33-26-23-4 | 9.02 Acres | NORTHWEST CORNER | | | | |
| | | 233071 TWP RD 270 | | | | | |
| | F | LAND & IMPROVEMENTS | T | 1 | FARMLAND | | 650 |
| | R | | T | 103 | RESIDENTIAL LAND & IMPROVEMENTS | | 334,250 |
| | | | Taxable Total: | | | | 334,900 |
| | R | | E | 901 | RURAL RESIDENCE EXEMPTION (RAP) | | 650 |
| | | | 100% Alberta School Foundation Fund | | | | |
| | | | Totals: | | | | 335,550 |
| 5802000 | SE-33-26-23-4 | 157.94 Acres | | | | | |
| | | 264084 RGE RD 233 | | | | | |
| | F | LAND & IMPROVEMENTS | T | 1 | FARMLAND | | 33,490 |
| | R | | T | 103 | RESIDENTIAL LAND & IMPROVEMENTS | | 285,660 |
| | | | Taxable Total: | | | | 319,150 |
| | R | | E | 901 | RURAL RESIDENCE EXEMPTION (RAP) | | 61,540 |
| | | | 100% The Golden Hills Reg. Div. 15 | | | | |
| | | | Totals: | | | | 380,690 |
| 5803000 | SW-33-26-23-4 | 160.00 Acres | | | | | |
| | | 265031 RGE RD 234 | | | | | |
| | F | LAND & IMPROVEMENTS | T | 1 | FARMLAND | | 37,960 |
| | R | | T | 103 | RESIDENTIAL LAND & IMPROVEMENTS | | 411,540 |
| | | | Taxable Total: | | | | 449,500 |
| | R | | E | 901 | RURAL RESIDENCE EXEMPTION (RAP) | | 37,960 |
| | | | Totals: | | | | 487,460 |



2020 Assessment Roll (Valuation Date 1-July, 2020) 2021 Taxation Year, Wheatland County

Assessment Year: 2020
Tax Year: 2021

| Roll | Legal Address | 100% The Golden Hills Reg. Div. 15 | | | | Total |
|---------|-----------------------|------------------------------------|---------------------------------------|----------------|-------------------------|---------|
| 5804000 | NE-34-26-23-4 | 157.20 Acres | | | | |
| | F LAND | | T 1 FARMLAND | Taxable Total: | | 33,080 |
| | | | 100% Alberta School Foundation Fund | | | |
| 5805000 | NW-34-26-23-4 | 157.24 Acres | | | | |
| | F LAND | | T 1 FARMLAND | Taxable Total: | | 34,340 |
| | | | 100% Alberta School Foundation Fund | | | |
| 5806000 | SE-34-26-23-4 | 160.00 Acres | | | | |
| | F LAND | | T 1 FARMLAND | Taxable Total: | | 40,940 |
| | | | 100% Alberta School Foundation Fund | | | |
| 5807000 | SW-34-26-23-4 | 160.00 Acres | | | | |
| | F LAND | | T 1 FARMLAND | Taxable Total: | | 41,610 |
| | | | 100% Alberta School Foundation Fund | | | |
| 5808000 | NE-35-26-23-4 | 157.00 Acres | | | | |
| | F LAND | | T 1 FARMLAND | Taxable Total: | | 39,070 |
| | | | 100% Alberta School Foundation Fund | | | |
| 5809010 | NW-35-26-23-4 | 153.17 Acres | | | | |
| | F LAND | | T 1 FARMLAND | Taxable Total: | | 34,490 |
| | | | 100% Alberta School Foundation Fund | | | |
| 5809020 | NW-35-26-23-4 | 3.91 Acres | | | SOUTHWEST CORNER LSD 13 | |
| | 265059 RGE RD 232 | | | | | |
| | R LAND & IMPROVEMENTS | | T 103 RESIDENTIAL LAND & IMPROVEMENTS | | | 207,360 |
| | R | | E 901 RURAL RESIDENCE EXEMPTION (RAP) | | | 61,540 |
| | | | 100% Alberta School Foundation Fund | Totals: | | 268,900 |
| 5810000 | SE-35-26-23-4 | 160.00 Acres | | | | |
| | F LAND | | T 1 FARMLAND | Taxable Total: | | 39,970 |
| | | | 100% Alberta School Foundation Fund | | | |
| 5811000 | SW-35-26-23-4 | 160.00 Acres | | | | |



2020 Assessment Roll (Valuation Date 1-July, 2020) 2021 Taxation Year, Wheatland County

Assessment Year: 2020
Tax Year: 2021

| Roll | Legal Address | | | | | Total |
|---------|-----------------------------------|---------------------|---|-----|-------------------------------------|-----------------------|
| | F | LAND | T | 1 | FARMLAND | Taxable Total: 31,230 |
| | | | | | 100% Alberta School Foundation Fund | |
| 5812000 | NE-36-26-23-4 | 157.80 Acres | | | | |
| | F | LAND | T | 1 | FARMLAND | Taxable Total: 36,370 |
| | | | | | 100% Alberta School Foundation Fund | |
| 5813000 | NW-36-26-23-4 | 157.40 Acres | | | | |
| | F | LAND | T | 1 | FARMLAND | Taxable Total: 40,130 |
| | | | | | 100% Alberta School Foundation Fund | |
| 5814000 | SE-36-26-23-4 | 160.00 Acres | | | | |
| | F | LAND | T | 1 | FARMLAND | Taxable Total: 38,380 |
| | | | | | 100% Alberta School Foundation Fund | |
| 5815000 | SW-36-26-23-4 | 160.00 Acres | | | | |
| | F | LAND | T | 1 | FARMLAND | Taxable Total: 38,290 |
| | | | | | 100% Alberta School Foundation Fund | |
| 5816000 | NE-1-27-23-4 | 160.00 Acres | | | | |
| | F | LAND | T | 1 | FARMLAND | Taxable Total: 37,440 |
| | | | | | 100% Alberta School Foundation Fund | |
| 5817000 | NW-1-27-23-4 | 160.00 Acres | | | | |
| | F | LAND | T | 1 | FARMLAND | Taxable Total: 35,840 |
| | | | | | 100% Alberta School Foundation Fund | |
| 5818000 | SE-1-27-23-4 | 152.15 Acres | | | | |
| | F | LAND | T | 1 | FARMLAND | Taxable Total: 36,490 |
| | | | | | 100% Alberta School Foundation Fund | |
| 5818010 | 9910477 1 SE-1-27-23-4 6.81 Acres | | | | | SOUTH CENTRAL PORTION |
| | | 230022 TWP RD 270 | | | | |
| | F | LAND & IMPROVEMENTS | T | 1 | FARMLAND | 810 |
| | R | | T | 103 | RESIDENTIAL LAND & IMPROVEMENTS | 448,190 |
| | | | | | Taxable Total: | 449,000 |
| | R | | E | 901 | RURAL RESIDENCE EXEMPTION (RAP) | 810 |



2020 Assessment Roll (Valuation Date 1-July, 2020) 2021 Taxation Year, Wheatland County

Assessment Year: 2020
Tax Year: 2021

| Roll | Legal Address | | | | | | Total |
|---------|-----------------------|--------------|-------------------------------------|---------------------------------|----------------|--|---------|
| | | | 100% Alberta School Foundation Fund | | Totals: | | 449,810 |
| 5819000 | SW-1-27-23-4 | 80.00 Acres | | | LSD 5 & 6 | | |
| | F LAND | | T 1 | FARMLAND | Taxable Total: | | 18,540 |
| | | | 100% Alberta School Foundation Fund | | | | |
| 5820000 | SW-1-27-23-4 | 79.38 Acres | | | LSD 3 & 4 | | |
| | F LAND | | T 1 | FARMLAND | Taxable Total: | | 19,810 |
| | | | 100% Alberta School Foundation Fund | | | | |
| 5821000 | NE-2-27-23-4 | 160.00 Acres | | | | | |
| | F LAND | | T 1 | FARMLAND | Taxable Total: | | 39,680 |
| | | | 100% Alberta School Foundation Fund | | | | |
| 5822000 | NW-2-27-23-4 | 158.00 Acres | | | | | |
| | F LAND | | T 1 | FARMLAND | Taxable Total: | | 36,340 |
| | | | 100% Alberta School Foundation Fund | | | | |
| 5823000 | SE-2-27-23-4 | 158.88 Acres | | | | | |
| | F LAND | | T 1 | FARMLAND | Taxable Total: | | 38,160 |
| | | | 100% Alberta School Foundation Fund | | | | |
| 5824000 | SW-2-27-23-4 | 157.33 Acres | | | | | |
| | 231076 TWP RD 270 | | | | | | |
| | F LAND & IMPROVEMENTS | | T 1 | FARMLAND | | | 34,140 |
| | R | | T 103 | RESIDENTIAL LAND & IMPROVEMENTS | | | 276,360 |
| | | | | | Taxable Total: | | 310,500 |
| | R | | E 901 | RURAL RESIDENCE EXEMPTION (RAP) | | | 61,540 |
| | R | | E 903 | FARM BUILDING EXEMPT | | | 12,500 |
| | | | 100% Alberta School Foundation Fund | | Exempt Total: | | 74,040 |
| | | | | | Totals: | | 384,540 |
| 5825000 | NE-3-27-23-4 | 159.01 Acres | | | | | |
| | F LAND | | T 1 | FARMLAND | Taxable Total: | | 35,480 |
| | | | 100% Alberta School Foundation Fund | | | | |
| 5826000 | NW-3-27-23-4 | 160.00 Acres | | | | | |



2020 Assessment Roll (Valuation Date 1-July, 2020) 2021 Taxation Year, Wheatland County

Assessment Year: 2020
Tax Year: 2021

| Roll | Legal Address | | | | | Total |
|---------|--------------------------|---------------------|---|-----|-------------------------------------|------------------------|
| | F | LAND | T | 1 | FARMLAND | Taxable Total: 35,610 |
| | | | | | 100% The Golden Hills Reg. Div. 15 | |
| 5827000 | SE-3-27-23-4 | 117.96 Acres | | | | |
| | F | LAND | T | 1 | FARMLAND | Taxable Total: 29,480 |
| | | | | | 100% Alberta School Foundation Fund | |
| 5827010 | 9312556 1 SE-3-27-23-4 | 36.43 Acres | | | | EASTERLY PTN. LSD 1&8 |
| | | 270016 RGE RD 232 | | | | |
| | F | LAND & IMPROVEMENTS | T | 1 | FARMLAND | 7,440 |
| | R | | T | 103 | RESIDENTIAL LAND & IMPROVEMENTS | 274,160 |
| | | | | | Taxable Total: | 281,600 |
| | R | | E | 901 | RURAL RESIDENCE EXEMPTION (RAP) | 7,440 |
| | R | | E | 903 | FARM BUILDING EXEMPT | 1,000 |
| | | | | | 100% Alberta School Foundation Fund | 8,440 |
| | | | | | Exempt Total: | 290,040 |
| | | | | | Totals: | |
| 5827020 | 9611821 SE-3-27-23-4 | 4.38 Acres | | | | Canal Right of Way |
| | NR | LAND | E | 167 | WESTERN IRRIGATION DIST EXEMPT | Exempt Total: 4,670 |
| | | | | | 100% Alberta School Foundation Fund | |
| 5828000 | SW-3-27-23-4 | 150.26 Acres | | | | |
| | F | LAND | T | 1 | FARMLAND | Taxable Total: 35,830 |
| | | | | | 100% Alberta School Foundation Fund | |
| 5828010 | 9611821 SW-3-27-23-4 | 6.82 Acres | | | | Canal Right of Way |
| | NR | LAND | E | 167 | WESTERN IRRIGATION DIST EXEMPT | Exempt Total: 84,770 |
| | | | | | 100% Alberta School Foundation Fund | |
| 5828020 | 0411301 1 1 SW-3-27-23-4 | 2.92 Acres | | | | |
| | | 270039 RGE RD 233 | | | | |
| | R | LAND & IMPROVEMENTS | T | 103 | RESIDENTIAL LAND & IMPROVEMENTS | Taxable Total: 241,500 |
| | | | | | 100% Alberta School Foundation Fund | |
| 5829000 | NE-4-27-23-4 | 160.00 Acres | | | | |
| | F | LAND | T | 1 | FARMLAND | Taxable Total: 36,090 |
| | | | | | 100% Alberta School Foundation Fund | |



2020 Assessment Roll (Valuation Date 1-July, 2020) 2021 Taxation Year, Wheatland County

Assessment Year: 2020
Tax Year: 2021

| Roll | Legal Address | Total |
|---------|---|-------|
| 5830000 | NW-4-27-23-4 160.00 Acres | |
| | F LAND T 1 FARMLAND Taxable Total: 33,600 100% Alberta School Foundation Fund | |
| 5831000 | SE-4-27-23-4 160.00 Acres | |
| | F LAND T 1 FARMLAND Taxable Total: 34,340 100% Alberta School Foundation Fund | |
| 5832000 | SW-4-27-23-4 155.65 Acres | |
| | F LAND T 1 FARMLAND Taxable Total: 32,270 100% Alberta School Foundation Fund | |
| 5832010 | 1513401 1 1 SW-4-27-23-4 4.35 Acres SW part LSD 4 233078 TWP RD 270 | |
| | R LAND & IMPROVEMENTS T 103 RESIDENTIAL LAND & IMPROVEMENTS 425,160 | |
| | R E 901 RURAL RESIDENCE EXEMPTION (RAP) 61,540 100% Alberta School Foundation Fund | |
| | Totals: 486,700 | |
| 5833000 | NE-5-27-23-4 160.00 Acres | |
| | F LAND T 1 FARMLAND Taxable Total: 31,880 100% Alberta School Foundation Fund | |
| 5834000 | NW-5-27-23-4 160.00 Acres | |
| | F LAND T 1 FARMLAND Taxable Total: 31,690 100% Alberta School Foundation Fund | |
| 5835000 | SE-5-27-23-4 159.84 Acres | |
| | F LAND T 1 FARMLAND Taxable Total: 31,310 100% Alberta School Foundation Fund | |
| 5836000 | SW-5-27-23-4 159.55 Acres | |
| | F LAND T 1 FARMLAND Taxable Total: 32,900 100% Alberta School Foundation Fund | |
| 5837000 | NE-6-27-23-4 160.00 Acres | |



2020 Assessment Roll (Valuation Date 1-July, 2020) 2021 Taxation Year, Wheatland County

Assessment Year: 2020
Tax Year: 2021

| Roll | Legal Address | | | | | Total |
|---------|---------------|--------------|---|---|-------------------------------------|-----------------------|
| | F | LAND | T | 1 | FARMLAND | |
| | | | | | 100% Alberta School Foundation Fund | Taxable Total: 26,040 |
| 5838000 | NW-6-27-23-4 | 160.00 Acres | | | | |
| | F | LAND | T | 1 | FARMLAND | |
| | | | | | 100% Alberta School Foundation Fund | Taxable Total: 33,650 |
| 5839000 | SE-6-27-23-4 | 159.64 Acres | | | | |
| | F | LAND | T | 1 | FARMLAND | |
| | | | | | 100% Alberta School Foundation Fund | Taxable Total: 31,500 |
| 5840000 | SW-6-27-23-4 | 160.13 Acres | | | | |
| | F | LAND | T | 1 | FARMLAND | |
| | | | | | 100% Alberta School Foundation Fund | Taxable Total: 34,680 |
| 5841000 | NE-7-27-23-4 | 160.00 Acres | | | | |
| | F | LAND | T | 1 | FARMLAND | |
| | | | | | 100% Alberta School Foundation Fund | Taxable Total: 30,780 |
| 5842000 | NW-7-27-23-4 | 160.00 Acres | | | | |
| | F | LAND | T | 1 | FARMLAND | |
| | | | | | 100% Alberta School Foundation Fund | Taxable Total: 33,370 |
| 5843000 | SE-7-27-23-4 | 160.00 Acres | | | | |
| | F | LAND | T | 1 | FARMLAND | |
| | | | | | 100% Alberta School Foundation Fund | Taxable Total: 32,550 |
| 5844000 | SW-7-27-23-4 | 160.00 Acres | | | | |
| | F | LAND | T | 1 | FARMLAND | |
| | | | | | 100% Alberta School Foundation Fund | Taxable Total: 30,030 |
| 5845000 | NE-8-27-23-4 | 160.00 Acres | | | | |
| | F | LAND | T | 1 | FARMLAND | |
| | | | | | 100% Alberta School Foundation Fund | Taxable Total: 30,590 |



2020 Assessment Roll (Valuation Date 1-July, 2020) 2021 Taxation Year, Wheatland County

Assessment Year: 2020
Tax Year: 2021

| Roll | Legal Address | Total |
|---------|--|----------------|
| 5846000 | NW-8-27-23-4 160.00 Acres | |
| | F LAND T 1 FARMLAND Taxable Total: 31,390 | |
| | 100% Alberta School Foundation Fund | |
| 5847000 | SE-8-27-23-4 160.00 Acres | |
| | F LAND T 1 FARMLAND Taxable Total: 33,640 | |
| | 100% Alberta School Foundation Fund | |
| 5848000 | SW-8-27-23-4 160.00 Acres | |
| | F LAND T 1 FARMLAND Taxable Total: 38,280 | |
| | 100% Alberta School Foundation Fund | |
| 5849000 | NE-9-27-23-4 160.00 Acres | |
| | 271080 RGE RD 233 | |
| | F LAND & IMPROVEMENTS T 1 FARMLAND 36,700 | |
| | R T 103 RESIDENTIAL LAND & IMPROVEMENTS 160,020 | |
| | R E 901 RURAL RESIDENCE EXEMPTION (RAP) 30,770 | |
| | R E 903 FARM BUILDING EXEMPT 2,290 | |
| | 100% Alberta School Foundation Fund Exempt Total: 33,060 | |
| | Totals: 229,780 | |
| 5850000 | NW-9-27-23-4 120.00 Acres | LSD 11,12 & 13 |
| | F LAND T 1 FARMLAND Taxable Total: 25,220 | |
| | 100% Alberta School Foundation Fund | |
| 5851000 | NW-9-27-23-4 40.00 Acres | LSD 14 |
| | 233047A TWP RD 272 | |
| | F LAND & IMPROVEMENTS T 1 FARMLAND 5,140 | |
| | R T 103 RESIDENTIAL LAND & IMPROVEMENTS 242,460 | |
| | R E 901 RURAL RESIDENCE EXEMPTION (RAP) 5,140 | |
| | R E 903 FARM BUILDING EXEMPT 24,800 | |
| | 100% Alberta School Foundation Fund Exempt Total: 29,940 | |
| | Totals: 277,540 | |
| 5852000 | SE-9-27-23-4 160.00 Acres | |
| | 271036 RGE RD 233 | |
| | F LAND & IMPROVEMENTS T 1 FARMLAND 36,240 | |



2020 Assessment Roll (Valuation Date 1-July, 2020) 2021 Taxation Year, Wheatland County

Assessment Year: 2020
Tax Year: 2021

| Roll | Legal Address | | | | | Total |
|---------|---------------|---------------------|---|------|---------------------------------|-----------------------|
| | R | | T | 103 | RESIDENTIAL LAND & IMPROVEMENTS | 442,260 |
| | | | | | Taxable Total: | 478,500 |
| | R | | E | 901 | RURAL RESIDENCE EXEMPTION (RAP) | 61,540 |
| | | | | 100% | Alberta School Foundation Fund | Totals: 540,040 |
| 5853000 | SW-9-27-23-4 | 160.00 Acres | | | | |
| | F | LAND | T | 1 | FARMLAND | Taxable Total: 39,060 |
| | | | | 100% | Alberta School Foundation Fund | |
| 5854000 | NE-10-27-23-4 | 158.02 Acres | | | | |
| | F | LAND | T | 1 | FARMLAND | Taxable Total: 29,730 |
| | | | | 100% | Alberta School Foundation Fund | |
| 5855000 | NW-10-27-23-4 | 160.00 Acres | | | | |
| | F | LAND | T | 1 | FARMLAND | Taxable Total: 32,480 |
| | | | | 100% | Alberta School Foundation Fund | |
| 5856000 | SE-10-27-23-4 | 158.05 Acres | | | | |
| | | 271002 RGE RD 232 | | | | |
| | F | LAND & IMPROVEMENTS | T | 1 | FARMLAND | 33,460 |
| | R | | T | 103 | RESIDENTIAL LAND & IMPROVEMENTS | 269,960 |
| | | | | | Taxable Total: | 303,420 |
| | R | | E | 901 | RURAL RESIDENCE EXEMPTION (RAP) | 61,540 |
| | | | | 100% | Alberta School Foundation Fund | Totals: 364,960 |
| 5857000 | SW-10-27-23-4 | 160.00 Acres | | | | |
| | | 271005 RGE RD 233 | | | | |
| | F | LAND & IMPROVEMENTS | T | 1 | FARMLAND | 38,120 |
| | R | | T | 103 | RESIDENTIAL LAND & IMPROVEMENTS | 217,230 |
| | | | | | Taxable Total: | 255,350 |
| | R | | E | 901 | RURAL RESIDENCE EXEMPTION (RAP) | 30,770 |
| | | | | 100% | The Golden Hills Reg. Div. 15 | Totals: 286,120 |
| 5858000 | NE-11-27-23-4 | 160.00 Acres | | | | |
| | F | LAND | T | 1 | FARMLAND | Taxable Total: 39,730 |
| | | | | 100% | Alberta School Foundation Fund | |
| 5859000 | NW-11-27-23-4 | 158.00 Acres | | | | |



2020 Assessment Roll (Valuation Date 1-July, 2020) 2021 Taxation Year, Wheatland County

Assessment Year: 2020
Tax Year: 2021

| Roll | Legal Address | | | | | Total |
|---------|---------------|--------------|---|---|-------------------------------------|-----------------------|
| | F | LAND | T | 1 | FARMLAND | Taxable Total: 40,440 |
| | | | | | 100% Alberta School Foundation Fund | |
| 5860000 | SE-11-27-23-4 | 160.00 Acres | | | | |
| | F | LAND | T | 1 | FARMLAND | Taxable Total: 38,870 |
| | | | | | 100% Alberta School Foundation Fund | |
| 5861000 | SW-11-27-23-4 | 158.00 Acres | | | | |
| | F | LAND | T | 1 | FARMLAND | Taxable Total: 32,810 |
| | | | | | 100% Alberta School Foundation Fund | |
| 5862000 | NE-12-27-23-4 | 160.00 Acres | | | | |
| | F | LAND | T | 1 | FARMLAND | Taxable Total: 37,330 |
| | | | | | 100% Alberta School Foundation Fund | |
| 5863000 | NW-12-27-23-4 | 160.00 Acres | | | | |
| | F | LAND | T | 1 | FARMLAND | Taxable Total: 36,160 |
| | | | | | 100% Alberta School Foundation Fund | |
| 5864000 | SE-12-27-23-4 | 160.00 Acres | | | | |
| | F | LAND | T | 1 | FARMLAND | Taxable Total: 37,550 |
| | | | | | 100% Alberta School Foundation Fund | |
| 5865000 | SW-12-27-23-4 | 160.00 Acres | | | | |
| | F | LAND | T | 1 | FARMLAND | Taxable Total: 39,600 |
| | | | | | 100% Alberta School Foundation Fund | |
| 5866000 | NE-13-27-23-4 | 123.47 Acres | | | | NE OF ROSEBUD RIVER |
| | F | LAND | T | 1 | FARMLAND | Taxable Total: 24,600 |
| | | | | | 100% Alberta School Foundation Fund | |
| 5867000 | NE-13-27-23-4 | 32.63 Acres | | | | SW CORNER |
| | F | LAND | T | 1 | FARMLAND | Taxable Total: 2,760 |
| | | | | | 100% Alberta School Foundation Fund | |



2020 Assessment Roll (Valuation Date 1-July, 2020) 2021 Taxation Year, Wheatland County

Assessment Year: 2020
Tax Year: 2021

| Roll | Legal Address | | | | | Total |
|---------|-----------------------|--------------|--|--|----------------|-----------|
| 5868000 | NW-13-27-23-4 | 123.36 Acres | NORTHEAST OF ROSEBUD RIVER Rosebud Colony & Welding Shop | | | |
| | 272075 RGE RD 231 | | | | | |
| | F LAND & IMPROVEMENTS | | T 1 FARMLAND | | | 19,400 |
| | R | | T 103 RESIDENTIAL LAND & IMPROVEMENTS | | | 2,113,090 |
| | NR | | T 105 NON-RESEIDENTIAL LAND & IMPROVEMENTS | | | 877,550 |
| | | | Taxable Total: | | | 3,010,040 |
| | R | | E 901 RURAL RESIDENCE EXEMPTION (RAP) | | | 707,710 |
| | R | | E 903 FARM BUILDING EXEMPT | | | 1,437,400 |
| | | | 100% Alberta School Foundation Fund | | Exempt Total: | 2,145,110 |
| | | | | | Totals: | 5,155,150 |
| 5869000 | NW-13-27-23-4 | 30.24 Acres | S.W. OF ROSEBUD RIVER | | | |
| | F LAND | | T 1 FARMLAND | | Taxable Total: | 2,950 |
| | | | 100% Alberta School Foundation Fund | | | |
| 5870000 | SE-13-27-23-4 | 157.05 Acres | | | | |
| | F LAND | | T 1 FARMLAND | | Taxable Total: | 29,330 |
| | | | 100% Alberta School Foundation Fund | | | |
| 5871000 | SE-13-27-23-4 | 1.85 Acres | NORTH OF ROSEBUD RIVER | | | |
| | F LAND | | T 1 FARMLAND | | Taxable Total: | 160 |
| | | | 100% Alberta School Foundation Fund | | | |
| 5872000 | SW-13-27-23-4 | 154.08 Acres | SOUTH OF ROSEBUD RIVER | | | |
| | F LAND | | T 1 FARMLAND | | Taxable Total: | 33,450 |
| | | | 100% Alberta School Foundation Fund | | | |
| 5873000 | SW-13-27-23-4 | 4.42 Acres | NORTH OF ROSEBUD RIVER | | | |
| | F LAND | | T 1 FARMLAND | | Taxable Total: | 580 |
| | | | 100% Alberta School Foundation Fund | | | |
| 5874000 | NE-14-27-23-4 | 106.06 Acres | S.W. OF ROSEBUD RIVER | | | |
| | F LAND | | T 1 FARMLAND | | Taxable Total: | 10,910 |
| | | | 100% Alberta School Foundation Fund | | | |
| 5875000 | NE-14-27-23-4 | 49.54 Acres | N.E. OF ROSEBUD RIVER | | | |



2020 Assessment Roll (Valuation Date 1-July, 2020) 2021 Taxation Year, Wheatland County

Assessment Year: 2020
Tax Year: 2021

| Roll | Legal Address | | | | | Total |
|---------|---------------|--------------|---|---|-------------------------------------|-----------------------|
| | F | LAND | T | 1 | FARMLAND | |
| | | | | | 100% Alberta School Foundation Fund | Taxable Total: 6,720 |
| 5876000 | NW-14-27-23-4 | 158.85 Acres | | | | |
| | F | LAND | T | 1 | FARMLAND | |
| | | | | | 100% Alberta School Foundation Fund | Taxable Total: 30,280 |
| 5878000 | SE-14-27-23-4 | 160.00 Acres | | | | |
| | F | LAND | T | 1 | FARMLAND | |
| | | | | | 100% Alberta School Foundation Fund | Taxable Total: 24,160 |
| 5879000 | SW-14-27-23-4 | 159.00 Acres | | | | |
| | F | LAND | T | 1 | FARMLAND | |
| | | | | | 100% Alberta School Foundation Fund | Taxable Total: 35,370 |
| 5880000 | NE-15-27-23-4 | 159.00 Acres | | | | |
| | F | LAND | T | 1 | FARMLAND | |
| | | | | | 100% Alberta School Foundation Fund | Taxable Total: 33,790 |
| 5881000 | NW-15-27-23-4 | 157.70 Acres | | | | |
| | F | LAND | T | 1 | FARMLAND | |
| | | | | | 100% Alberta School Foundation Fund | Taxable Total: 24,130 |
| 5883000 | SE-15-27-23-4 | 159.00 Acres | | | | |
| | F | LAND | T | 1 | FARMLAND | |
| | | | | | 100% Alberta School Foundation Fund | Taxable Total: 32,020 |
| 5884000 | SW-15-27-23-4 | 160.00 Acres | | | | |
| | F | LAND | T | 1 | FARMLAND | |
| | | | | | 100% Alberta School Foundation Fund | Taxable Total: 37,780 |
| 5885000 | NE-16-27-23-4 | 155.70 Acres | | | | |
| | | | | | SOUTH OF ROSEBUD RIVER | |
| | F | LAND | T | 1 | FARMLAND | |
| | | | | | 100% Alberta School Foundation Fund | Taxable Total: 23,810 |



2020 Assessment Roll (Valuation Date 1-July, 2020) 2021 Taxation Year, Wheatland County

Assessment Year: 2020
Tax Year: 2021

| Roll | Legal Address | | | | | | Total |
|---------|---------------------------|--------------|-------------------------------------|--|----------------|--|--------|
| 5887000 | NW-16-27-23-4 | 153.96 Acres | | | | | |
| | F LAND | | T 1 FARMLAND | | Taxable Total: | | 18,690 |
| | | | 100% Alberta School Foundation Fund | | | | |
| 5888000 | SE-16-27-23-4 | 160.00 Acres | | | | | |
| | F LAND | | T 1 FARMLAND | | Taxable Total: | | 31,720 |
| | | | 100% Alberta School Foundation Fund | | | | |
| 5889000 | SW-16-27-23-4 | 135.18 Acres | | | | | |
| | F LAND | | T 1 FARMLAND | | Taxable Total: | | 21,640 |
| | | | 100% Alberta School Foundation Fund | | | | |
| 5889010 | 9810234 1 SW-16-27-23-4 | 24.82 Acres | SOUTHWEST CORNER | | | | |
| | F LAND & IMPROVEMENTS | | T 1 FARMLAND | | | | 5,370 |
| | R | | E 903 FARM BUILDING EXEMPT | | | | 12,580 |
| | | | 100% Alberta School Foundation Fund | | | | |
| | | | Totals: | | | | 17,950 |
| 5890000 | NE-17-27-23-4 | 156.60 Acres | | | | | |
| | F LAND | | T 1 FARMLAND | | Taxable Total: | | 20,930 |
| | | | 100% Alberta School Foundation Fund | | | | |
| 5892000 | NW-17-27-23-4 | 156.70 Acres | | | | | |
| | F LAND | | T 1 FARMLAND | | Taxable Total: | | 17,260 |
| | | | 100% Alberta School Foundation Fund | | | | |
| 5894000 | SE-17-27-23-4 | 159.90 Acres | | | | | |
| | F LAND | | T 1 FARMLAND | | Taxable Total: | | 29,090 |
| | | | 100% Alberta School Foundation Fund | | | | |
| 5895000 | SW-17-27-23-4 | 124.53 Acres | CENTRAL PORTION | | | | |
| | F LAND | | T 1 FARMLAND | | Taxable Total: | | 24,960 |
| | | | 100% Alberta School Foundation Fund | | | | |
| 5895010 | 0110970 2 1 SW-17-27-23-4 | 28.12 Acres | WESTERLY PORTION | | | | |
| | 234084 TWP RD 272 | | | | | | |



2020 Assessment Roll (Valuation Date 1-July, 2020) 2021 Taxation Year, Wheatland County

Assessment Year: 2020
Tax Year: 2021

| Roll | Legal Address | | | | Total |
|---------|--------------------------------------|---------------------|----------------------|-------------------------------------|---------|
| | F | LAND & IMPROVEMENTS | T | 1 FARMLAND | 2,170 |
| | R | | T | 103 RESIDENTIAL LAND & IMPROVEMENTS | 197,030 |
| | | | | Taxable Total: | 199,200 |
| | R | | E | 901 RURAL RESIDENCE EXEMPTION (RAP) | 2,170 |
| | R | | E | 903 FARM BUILDING EXEMPT | 183,990 |
| | | | | 100% Alberta School Foundation Fund | 186,160 |
| | | | | Exempt Total: | 186,160 |
| | | | | Totals: | 385,360 |
| 5895020 | 0111426 2 2 SW-17-27-23-4 7.45 Acres | | SOUTHEASTERLY CORNER | | |
| | 234044 TWP RD 272 | | | | |
| | R | LAND & IMPROVEMENTS | T | 103 RESIDENTIAL LAND & IMPROVEMENTS | 414,500 |
| | | | | 100% Alberta School Foundation Fund | |
| 5896000 | NE-18-27-23-4 159.60 Acres | | | | |
| | F | LAND | T | 1 FARMLAND | 29,120 |
| | | | | 100% Alberta School Foundation Fund | |
| 5897000 | NW-18-27-23-4 160.00 Acres | | | | |
| | F | LAND | T | 1 FARMLAND | 29,540 |
| | | | | 100% Alberta School Foundation Fund | |
| 5898000 | SE-18-27-23-4 160.00 Acres | | | | |
| | F | LAND | T | 1 FARMLAND | 36,460 |
| | | | | 100% Alberta School Foundation Fund | |
| 5899000 | SW-18-27-23-4 160.00 Acres | | | | |
| | F | LAND | T | 1 FARMLAND | 35,310 |
| | | | | 100% Alberta School Foundation Fund | |
| 5900000 | NE-19-27-23-4 158.92 Acres | | | | |
| | F | LAND | T | 1 FARMLAND | 29,020 |
| | | | | 100% Alberta School Foundation Fund | |
| 5901000 | NW-19-27-23-4 159.55 Acres | | | | |
| | F | LAND | T | 1 FARMLAND | 33,930 |
| | | | | 100% Alberta School Foundation Fund | |



2020 Assessment Roll (Valuation Date 1-July, 2020) 2021 Taxation Year, Wheatland County

Assessment Year: 2020
Tax Year: 2021

| Roll | Legal Address | | | | | | Total |
|---------|---------------|--------------|------------------------|-----|-------------------------------------|----------------|--------|
| 5902000 | SE-19-27-23-4 | 147.60 Acres | | | | | |
| | F | LAND | T | 1 | FARMLAND | Taxable Total: | 26,490 |
| | | | | | 100% Alberta School Foundation Fund | | |
| 5903000 | SE-19-27-23-4 | 5.25 Acres | EAST OF CREEK | | | | |
| | F | LAND | T | 1 | FARMLAND | Taxable Total: | 860 |
| | | | | | 100% Alberta School Foundation Fund | | |
| 5904000 | SW-19-27-23-4 | 155.90 Acres | | | | | |
| | F | LAND | T | 1 | FARMLAND | Taxable Total: | 24,440 |
| | | | | | 100% Alberta School Foundation Fund | | |
| 5905000 | NE-20-27-23-4 | 160.00 Acres | | | | | |
| | F | LAND | T | 1 | FARMLAND | Taxable Total: | 41,310 |
| | | | | | 100% Alberta School Foundation Fund | | |
| 5906000 | NW-20-27-23-4 | 160.00 Acres | | | | | |
| | F | LAND | T | 1 | FARMLAND | Taxable Total: | 35,860 |
| | | | | | 100% Alberta School Foundation Fund | | |
| 5907000 | SE-20-27-23-4 | 152.97 Acres | | | | | |
| | F | LAND | T | 1 | FARMLAND | Taxable Total: | 24,380 |
| | | | | | 100% Alberta School Foundation Fund | | |
| 5909000 | SW-20-27-23-4 | 154.90 Acres | NORTH OF ROSEBUD RIVER | | | | |
| | F | LAND | T | 1 | FARMLAND | Taxable Total: | 27,800 |
| | | | | | 100% Alberta School Foundation Fund | | |
| 5909010 | SW-20-27-23-4 | 0.60 Acres | | | | | |
| | R | LAND | T | 104 | RESIDENTIAL VACANT LAND | Taxable Total: | 600 |
| | | | | | 100% Alberta School Foundation Fund | | |
| 5911000 | NE-21-27-23-4 | 160.00 Acres | | | | | |
| | F | LAND | T | 1 | FARMLAND | Taxable Total: | 18,040 |



2020 Assessment Roll (Valuation Date 1-July, 2020) 2021 Taxation Year, Wheatland County

Assessment Year: 2020
Tax Year: 2021

| Roll | Legal Address | | | | | | Total |
|---------|---------------|--------------------------|-------------------------------------|-----|--------------------------------------|---|-----------|
| | | | 100% Alberta School Foundation Fund | | | | |
| 5912000 | NW-21-27-23-4 | 160.00 Acres | | | | | |
| | F | LAND | T | 1 | FARMLAND | Taxable Total: | 40,840 |
| | | | | | 100% Alberta School Foundation Fund | | |
| 5913000 | SE-21-27-23-4 | 153.80 Acres | | | | | |
| | F | LAND | T | 1 | FARMLAND | Taxable Total: | 21,440 |
| | | | | | 100% Alberta School Foundation Fund | | |
| 5915000 | SW-21-27-23-4 | 156.20 Acres | | | | | |
| | F | LAND | T | 1 | FARMLAND | Taxable Total: | 31,030 |
| | | | | | 100% Alberta School Foundation Fund | | |
| 5918000 | NE-22-27-23-4 | 153.69 Acres | | | | Springvale Colony & Abattoir | |
| | | 273036 RGE RD 232 | | | | | |
| | F | LAND & IMPROVEMENTS | T | 1 | FARMLAND | | 22,360 |
| | R | | T | 103 | RESIDENTIAL LAND & IMPROVEMENTS | | 1,714,990 |
| | NR | | T | 105 | NON-RESEIDENTIAL LAND & IMPROVEMENTS | | 1,918,720 |
| | | | | | | Taxable Total: | 3,656,070 |
| | NR | | E | 156 | SCHOOLS EXEMPT | | 482,830 |
| | R | | E | 901 | RURAL RESIDENCE EXEMPTION (RAP) | | 646,170 |
| | R | | E | 903 | FARM BUILDING EXEMPT | | 2,283,980 |
| | | | | | 100% Alberta School Foundation Fund | Exempt Total: | 3,412,980 |
| | | | | | | Totals: | 7,069,050 |
| 5919000 | NW-22-27-23-4 | 160.00 Acres | | | | | |
| | F | LAND | T | 1 | FARMLAND | Taxable Total: | 28,450 |
| | | | | | 100% Alberta School Foundation Fund | | |
| 5920000 | SE-22-27-23-4 | 150.33 Acres | | | | | |
| | F | LAND | T | 1 | FARMLAND | Taxable Total: | 23,900 |
| | | | | | 100% Alberta School Foundation Fund | | |
| 5920010 | 0112911 1 1 | SE-22-27-23-4 2.64 Acres | | | | SPRINGVALE CEMENTARY Springvale Colony Cemetery | |
| | NR | LAND | E | 159 | CEMETARY EXEMPT | Exempt Total: | 45,410 |
| | | | | | 100% Alberta School Foundation Fund | | |



2020 Assessment Roll (Valuation Date 1-July, 2020) 2021 Taxation Year, Wheatland County

Assessment Year: 2020
Tax Year: 2021

| Roll | Legal Address | Total |
|---------|--|--------|
| 5921000 | SW-22-27-23-4 153.70 Acres | |
| | F LAND T 1 FARMLAND 100% Alberta School Foundation Fund Taxable Total: | 20,440 |
| 5922000 | NE-23-27-23-4 159.51 Acres | |
| | F LAND T 1 FARMLAND 100% Alberta School Foundation Fund Taxable Total: | 30,120 |
| 5923000 | NW-23-27-23-4 158.61 Acres | |
| | F LAND T 1 FARMLAND 100% Alberta School Foundation Fund Taxable Total: | 32,010 |
| 5924000 | SE-23-27-23-4 157.00 Acres | |
| | F LAND T 1 FARMLAND 100% Alberta School Foundation Fund Taxable Total: | 28,680 |
| 5925000 | SE-23-27-23-4 1.90 Acres S.W.CORNER, SOUTH OF RIVER | |
| | F LAND T 1 FARMLAND 100% Alberta School Foundation Fund Taxable Total: | 160 |
| 5926000 | SW-23-27-23-4 152.61 Acres | |
| | F LAND T 1 FARMLAND 100% Alberta School Foundation Fund Taxable Total: | 15,170 |
| 5928000 | NE-24-27-23-4 160.00 Acres | |
| | F LAND T 1 FARMLAND 100% Alberta School Foundation Fund Taxable Total: | 39,900 |
| 5929000 | NW-24-27-23-4 160.00 Acres | |
| | F LAND T 1 FARMLAND 100% Alberta School Foundation Fund Taxable Total: | 39,220 |
| 5930000 | SE-24-27-23-4 160.00 Acres | |
| | F LAND T 1 FARMLAND Taxable Total: | 38,090 |



2020 Assessment Roll (Valuation Date 1-July, 2020) 2021 Taxation Year, Wheatland County

Assessment Year: 2020
Tax Year: 2021

| Roll | Legal Address | | | | | | Total |
|---------|---------------|------|--------------|---|-------------------------------------|----------------|--------|
| 5931000 | SW-24-27-23-4 | | 160.00 Acres | | 100% Alberta School Foundation Fund | | |
| | F | LAND | T | 1 | FARMLAND | Taxable Total: | 30,260 |
| 5932000 | NE-25-27-23-4 | | 160.00 Acres | | 100% Alberta School Foundation Fund | | |
| | F | LAND | T | 1 | FARMLAND | Taxable Total: | 39,760 |
| 5933000 | NW-25-27-23-4 | | 160.00 Acres | | 100% Alberta School Foundation Fund | | |
| | F | LAND | T | 1 | FARMLAND | Taxable Total: | 29,100 |
| 5934000 | SE-25-27-23-4 | | 160.00 Acres | | 100% Alberta School Foundation Fund | | |
| | F | LAND | T | 1 | FARMLAND | Taxable Total: | 39,670 |
| 5935000 | SW-25-27-23-4 | | 160.00 Acres | | 100% Alberta School Foundation Fund | | |
| | F | LAND | T | 1 | FARMLAND | Taxable Total: | 26,860 |
| 5936000 | NE-26-27-23-4 | | 160.00 Acres | | 100% Alberta School Foundation Fund | | |
| | F | LAND | T | 1 | FARMLAND | Taxable Total: | 36,310 |
| 5937000 | NW-26-27-23-4 | | 159.01 Acres | | 100% Alberta School Foundation Fund | | |
| | F | LAND | T | 1 | FARMLAND | Taxable Total: | 39,350 |
| 5938000 | SE-26-27-23-4 | | 160.00 Acres | | 100% Alberta School Foundation Fund | | |
| | F | LAND | T | 1 | FARMLAND | Taxable Total: | 36,210 |
| 5939000 | SW-26-27-23-4 | | 159.01 Acres | | 100% Alberta School Foundation Fund | | |



2020 Assessment Roll (Valuation Date 1-July, 2020) 2021 Taxation Year, Wheatland County

Assessment Year: 2020
Tax Year: 2021

| Roll | Legal Address | | | | | Total |
|---------|---------------|--------------|---|---|-------------------------------------|-----------------------|
| | F | LAND | T | 1 | FARMLAND | |
| | | | | | 100% Alberta School Foundation Fund | Taxable Total: 34,480 |
| 5940000 | NE-27-27-23-4 | 159.00 Acres | | | | |
| | F | LAND | T | 1 | FARMLAND | |
| | | | | | 100% Alberta School Foundation Fund | Taxable Total: 39,910 |
| 5941000 | NW-27-27-23-4 | 160.00 Acres | | | | |
| | F | LAND | T | 1 | FARMLAND | |
| | | | | | 100% Alberta School Foundation Fund | Taxable Total: 38,460 |
| 5942000 | SE-27-27-23-4 | 155.07 Acres | | | | |
| | F | LAND | T | 1 | FARMLAND | |
| | | | | | 100% Alberta School Foundation Fund | Taxable Total: 36,250 |
| 5943000 | SW-27-27-23-4 | 160.00 Acres | | | | |
| | F | LAND | T | 1 | FARMLAND | |
| | | | | | 100% Alberta School Foundation Fund | Taxable Total: 36,550 |
| 5944000 | NE-28-27-23-4 | 160.00 Acres | | | | |
| | F | LAND | T | 1 | FARMLAND | |
| | | | | | 100% Alberta School Foundation Fund | Taxable Total: 26,850 |
| 5945000 | NW-28-27-23-4 | 160.00 Acres | | | | |
| | F | LAND | T | 1 | FARMLAND | |
| | | | | | 100% Alberta School Foundation Fund | Taxable Total: 40,910 |
| 5946000 | SE-28-27-23-4 | 160.00 Acres | | | | |
| | F | LAND | T | 1 | FARMLAND | |
| | | | | | 100% Alberta School Foundation Fund | Taxable Total: 22,930 |
| 5947000 | SW-28-27-23-4 | 160.00 Acres | | | | |
| | F | LAND | T | 1 | FARMLAND | |
| | | | | | 100% Alberta School Foundation Fund | Taxable Total: 40,180 |



2020 Assessment Roll (Valuation Date 1-July, 2020) 2021 Taxation Year, Wheatland County

Assessment Year: 2020
Tax Year: 2021

| Roll | Legal Address | Total |
|---------|--|-------|
| 5948000 | NE-29-27-23-4 160.00 Acres | |
| | F LAND T 1 FARMLAND Taxable Total: 38,530 100% Alberta School Foundation Fund | |
| 5949000 | NW-29-27-23-4 160.00 Acres | |
| | F LAND T 1 FARMLAND Taxable Total: 38,590 100% Alberta School Foundation Fund | |
| 5950000 | SE-29-27-23-4 160.00 Acres | |
| | F LAND T 1 FARMLAND Taxable Total: 40,420 100% Alberta School Foundation Fund | |
| 5951000 | SW-29-27-23-4 160.00 Acres | |
| | F LAND T 1 FARMLAND Taxable Total: 40,680 100% Alberta School Foundation Fund | |
| 5952000 | NE-30-27-23-4 160.00 Acres | |
| | 274058 RGE RD 235 | |
| | F LAND & IMPROVEMENTS T 1 FARMLAND 28,630 | |
| | R T 103 RESIDENTIAL LAND & IMPROVEMENTS 430,170 | |
| | R E 901 RURAL RESIDENCE EXEMPTION (RAP) 28,630 | |
| | 100% Alberta School Foundation Fund Taxable Total: 458,800 | |
| | Totals: 487,430 | |
| 5953000 | NW-30-27-23-4 160.00 Acres | |
| | F LAND T 1 FARMLAND Taxable Total: 34,700 100% Alberta School Foundation Fund | |
| 5954000 | SE-30-27-23-4 160.00 Acres | |
| | F LAND T 1 FARMLAND Taxable Total: 37,890 100% Alberta School Foundation Fund | |
| 5955000 | SW-30-27-23-4 160.00 Acres | |
| | F LAND T 1 FARMLAND Taxable Total: 32,410 100% Alberta School Foundation Fund | |



2020 Assessment Roll (Valuation Date 1-July, 2020) 2021 Taxation Year, Wheatland County

Assessment Year: 2020
Tax Year: 2021

| Roll | Legal Address | Total |
|---------|--|-------|
| 5956000 | NE-31-27-23-4 160.00 Acres | |
| | F LAND T 1 FARMLAND Taxable Total: 25,260 | |
| | 100% Alberta School Foundation Fund | |
| 5957000 | NW-31-27-23-4 160.00 Acres | |
| | 275045 HWY 21 | |
| | F LAND & IMPROVEMENTS T 1 FARMLAND 35,980 | |
| | R T 103 RESIDENTIAL LAND & IMPROVEMENTS 163,200 | |
| | Taxable Total: 199,180 | |
| | R E 901 RURAL RESIDENCE EXEMPTION (RAP) 36,600 | |
| | 100% Alberta School Foundation Fund Totals: 235,780 | |
| 5958000 | SE-31-27-23-4 160.00 Acres | |
| | F LAND T 1 FARMLAND Taxable Total: 26,100 | |
| | 100% Alberta School Foundation Fund | |
| 5959000 | SW-31-27-23-4 160.00 Acres | |
| | F LAND T 1 FARMLAND Taxable Total: 40,770 | |
| | 100% Alberta School Foundation Fund | |
| 5960000 | NE-32-27-23-4 80.00 Acres | |
| | LSD 9 & 10 SOUTH HALF | |
| | F LAND T 1 FARMLAND Taxable Total: 19,660 | |
| | 100% Alberta School Foundation Fund | |
| 5961000 | 0011322 2 N -32-27-23-4 152.02 Acres | |
| | NORTH HALF OF NE & NW QRT'S | |
| | F LAND T 1 FARMLAND Taxable Total: 36,260 | |
| | 100% Alberta School Foundation Fund | |
| 5962000 | 0011321 1 NW-32-27-23-4 7.98 Acres | |
| | 234075 TWP RD 280 NORTHWEST CORNER | |
| | R LAND & IMPROVEMENTS T 103 RESIDENTIAL LAND & IMPROVEMENTS Taxable Total: 256,100 | |
| | 100% Alberta School Foundation Fund | |
| 5963000 | NW-32-27-23-4 80.00 Acres | |
| | LSD 11&12 SOUTH HALF | |
| | F LAND T 1 FARMLAND Taxable Total: 18,460 | |
| | 100% Alberta School Foundation Fund | |



2020 Assessment Roll (Valuation Date 1-July, 2020) 2021 Taxation Year, Wheatland County

Assessment Year: 2020
Tax Year: 2021

| Roll | Legal Address | | | | | | Total |
|---------|-----------------------|--------------|----------------|-------------------------------------|----------------|--|---------|
| 5964000 | SE-32-27-23-4 | 80.00 Acres | | | | | |
| | F LAND | | T 1 | FARMLAND | Taxable Total: | | 19,430 |
| | | | | 100% Alberta School Foundation Fund | | | |
| 5965000 | SE-32-27-23-4 | 80.00 Acres | | | | | |
| | | | LSD 7 & 8 | | | | |
| | F LAND | | T 1 | FARMLAND | Taxable Total: | | 19,820 |
| | | | | 100% Alberta School Foundation Fund | | | |
| 5966000 | SW-32-27-23-4 | 80.00 Acres | | | | | |
| | | | LSD 3 & 4 | | | | |
| | F LAND | | T 1 | FARMLAND | Taxable Total: | | 17,640 |
| | | | | 100% Alberta School Foundation Fund | | | |
| 5967000 | SW-32-27-23-4 | 80.00 Acres | | | | | |
| | 275017 RGE RD 235 | | LSD 5 & 6 | | | | |
| | F LAND & IMPROVEMENTS | | T 1 | FARMLAND | | | 16,370 |
| | R | | T 103 | RESIDENTIAL LAND & IMPROVEMENTS | | | 154,700 |
| | | | Taxable Total: | | | | 171,070 |
| | R | | E 901 | RURAL RESIDENCE EXEMPTION (RAP) | | | 63,900 |
| | R | | E 903 | FARM BUILDING EXEMPT | | | 43,890 |
| | | | | 100% Alberta School Foundation Fund | Exempt Total: | | 107,790 |
| | | | Totals: | | | | 278,860 |
| 5968000 | NE-33-27-23-4 | 160.00 Acres | | | | | |
| | F LAND | | T 1 | FARMLAND | Taxable Total: | | 35,340 |
| | | | | 100% Alberta School Foundation Fund | | | |
| 5969000 | NW-33-27-23-4 | 160.00 Acres | | | | | |
| | F LAND | | T 1 | FARMLAND | Taxable Total: | | 39,180 |
| | | | | 100% Alberta School Foundation Fund | | | |
| 5970000 | SE-33-27-23-4 | 160.00 Acres | | | | | |
| | F LAND | | T 1 | FARMLAND | Taxable Total: | | 30,940 |
| | | | | 100% Alberta School Foundation Fund | | | |
| 5971000 | SW-33-27-23-4 | 152.66 Acres | | | | | |
| | F LAND | | T 1 | FARMLAND | Taxable Total: | | 37,370 |



2020 Assessment Roll (Valuation Date 1-July, 2020) 2021 Taxation Year, Wheatland County

Assessment Year: 2020
Tax Year: 2021

| Roll | Legal Address | | | | | | Total |
|---------|---|-------------------------------------|---------------------------------|--|--|---------|---------|
| 5971010 | 0011442 1 SW-33-27-23-4 7.34 Acres 275037 RGE RD 234 | 100% Alberta School Foundation Fund | | | | | |
| | | NORTHWEST CORNER | | | | | |
| | F LAND & IMPROVEMENTS | T 1 | FARMLAND | | | 790 | |
| | R | T 103 | RESIDENTIAL LAND & IMPROVEMENTS | | | 269,210 | |
| | | Taxable Total: | | | | | 270,000 |
| | R | E 901 | RURAL RESIDENCE EXEMPTION (RAP) | | | 790 | |
| | | 100% Alberta School Foundation Fund | | | | | |
| | | Totals: | | | | | 270,790 |
| 5972000 | NE-34-27-23-4 159.01 Acres | | | | | | |
| | F LAND | T 1 | FARMLAND | | | | |
| | | 100% Alberta School Foundation Fund | | | | | |
| | | Taxable Total: | | | | | 39,520 |
| 5973000 | NW-34-27-23-4 152.44 Acres | | | | | | |
| | F LAND | T 1 | FARMLAND | | | | |
| | | 100% Alberta School Foundation Fund | | | | | |
| | | Taxable Total: | | | | | 36,900 |
| 5973010 | 0011320 1 NW-34-27-23-4 7.56 Acres 232073 TWP RD 280 | NORTHWESTERLY PORTION | | | | | |
| | R LAND & IMPROVEMENTS | T 103 | RESIDENTIAL LAND & IMPROVEMENTS | | | | |
| | | 100% Alberta School Foundation Fund | | | | | |
| | | Taxable Total: | | | | | 294,700 |
| 5974000 | SE-34-27-23-4 159.00 Acres | | | | | | |
| | F LAND | T 1 | FARMLAND | | | | |
| | | 100% Alberta School Foundation Fund | | | | | |
| | | Taxable Total: | | | | | 39,420 |
| 5975000 | SW-34-27-23-4 160.00 Acres | | | | | | |
| | F LAND | T 1 | FARMLAND | | | | |
| | | 100% Alberta School Foundation Fund | | | | | |
| | | Taxable Total: | | | | | 37,740 |
| 5976000 | NE-35-27-23-4 160.00 Acres | | | | | | |
| | F LAND | T 1 | FARMLAND | | | | |
| | | 100% Alberta School Foundation Fund | | | | | |
| | | Taxable Total: | | | | | 38,950 |
| 5977000 | NW-35-27-23-4 159.01 Acres | | | | | | |
| | F LAND | T 1 | FARMLAND | | | | |
| | | Taxable Total: | | | | | 37,540 |



2020 Assessment Roll (Valuation Date 1-July, 2020) 2021 Taxation Year, Wheatland County

Assessment Year: 2020
Tax Year: 2021

| Roll | Legal Address | | | | | | Total |
|---------|-----------------------|--------------|---------------------------------------|--|----------------|--|---------|
| | | | 100% Alberta School Foundation Fund | | | | |
| 5978000 | SE-35-27-23-4 | 160.00 Acres | | | | | |
| | F LAND | | T 1 FARMLAND | | Taxable Total: | | 38,020 |
| | | | 100% Alberta School Foundation Fund | | | | |
| 5979000 | SW-35-27-23-4 | 159.01 Acres | | | | | |
| | F LAND | | T 1 FARMLAND | | Taxable Total: | | 40,110 |
| | | | 100% Alberta School Foundation Fund | | | | |
| 5980000 | NE-36-27-23-4 | 160.00 Acres | | | | | |
| | F LAND | | T 1 FARMLAND | | Taxable Total: | | 37,040 |
| | | | 100% Alberta School Foundation Fund | | | | |
| 5981000 | NW-36-27-23-4 | 160.00 Acres | | | | | |
| | F LAND | | T 1 FARMLAND | | Taxable Total: | | 30,450 |
| | | | 100% Alberta School Foundation Fund | | | | |
| 5982000 | SE-36-27-23-4 | 160.00 Acres | | | | | |
| | F LAND | | T 1 FARMLAND | | Taxable Total: | | 38,520 |
| | | | 100% Alberta School Foundation Fund | | | | |
| 5983000 | SW-36-27-23-4 | 160.00 Acres | | | | | |
| | F LAND | | T 1 FARMLAND | | Taxable Total: | | 24,760 |
| | | | 100% Alberta School Foundation Fund | | | | |
| 5984000 | NE-1-28-23-4 | 160.00 Acres | | | | | |
| | F LAND | | T 1 FARMLAND | | Taxable Total: | | 35,900 |
| | | | 100% Alberta School Foundation Fund | | | | |
| 5985000 | NW-1-28-23-4 | 160.00 Acres | | | | | |
| | 280045 RGE RD 231 | | | | | | |
| | F LAND & IMPROVEMENTS | | T 1 FARMLAND | | | | 31,040 |
| | R | | T 103 RESIDENTIAL LAND & IMPROVEMENTS | | | | 221,060 |
| | | | Taxable Total: | | | | 252,100 |
| | R | | E 901 RURAL RESIDENCE EXEMPTION (RAP) | | | | 61,540 |
| | | | Totals: | | | | 313,640 |



2020 Assessment Roll (Valuation Date 1-July, 2020) 2021 Taxation Year, Wheatland County

Assessment Year: 2020
Tax Year: 2021

| Roll | Legal Address | 100% Alberta School Foundation Fund | | | | Total |
|---------|--|-------------------------------------|-------------------------------------|----------------|--|---------|
| 5986000 | SE-1-28-23-4 160.00 Acres | | | | | |
| | F LAND | T 1 | FARMLAND | Taxable Total: | | 36,980 |
| | | | 100% Alberta School Foundation Fund | | | |
| 5987000 | SW-1-28-23-4 160.00 Acres 280027 RGE RD 231 | | | | | |
| | F LAND | T 1 | FARMLAND | Taxable Total: | | 33,960 |
| | | | 100% Alberta School Foundation Fund | | | |
| 5988000 | NE-2-28-23-4 160.00 Acres 280072 RGE RD 231 | | | | | |
| | F LAND & IMPROVEMENTS | T 1 | FARMLAND | | | 26,610 |
| | R | T 103 | RESIDENTIAL LAND & IMPROVEMENTS | | | 236,260 |
| | | | | Taxable Total: | | 262,870 |
| | R | E 901 | RURAL RESIDENCE EXEMPTION (RAP) | | | 86,340 |
| | | | 100% Alberta School Foundation Fund | Totals: | | 349,210 |
| 5989000 | NW-2-28-23-4 159.01 Acres | | | | | |
| | F LAND | T 1 | FARMLAND | Taxable Total: | | 37,900 |
| | | | 100% Alberta School Foundation Fund | | | |
| 5990000 | SE-2-28-23-4 160.00 Acres | | | | | |
| | F LAND | T 1 | FARMLAND | Taxable Total: | | 33,230 |
| | | | 100% Alberta School Foundation Fund | | | |
| 5991000 | SW-2-28-23-4 159.01 Acres | | | | | |
| | F LAND | T 1 | FARMLAND | Taxable Total: | | 40,130 |
| | | | 100% Alberta School Foundation Fund | | | |
| 5992000 | NE-3-28-23-4 159.01 Acres | | | | | |
| | F LAND | T 1 | FARMLAND | Taxable Total: | | 38,880 |
| | | | 100% Alberta School Foundation Fund | | | |
| 5993000 | NW-3-28-23-4 160.00 Acres | | | | | |
| | F LAND | T 1 | FARMLAND | Taxable Total: | | 30,650 |
| | | | 100% Alberta School Foundation Fund | | | |



2020 Assessment Roll (Valuation Date 1-July, 2020) 2021 Taxation Year, Wheatland County

Assessment Year: 2020
Tax Year: 2021

| Roll | Legal Address | Total |
|---------|---|-------|
| 5994000 | SE-3-28-23-4 159.01 Acres | |
| | F LAND T 1 FARMLAND Taxable Total: 39,320 | |
| | 100% Alberta School Foundation Fund | |
| 5995000 | SW-3-28-23-4 158.45 Acres | |
| | F LAND T 1 FARMLAND Taxable Total: 33,660 | |
| | 100% Alberta School Foundation Fund | |
| 5996000 | NE-4-28-23-4 160.00 Acres | |
| | F LAND T 1 FARMLAND Taxable Total: 36,780 | |
| | 100% Alberta School Foundation Fund | |
| 5997000 | NW-4-28-23-4 160.00 Acres | |
| | F LAND T 1 FARMLAND Taxable Total: 38,710 | |
| | 100% Alberta School Foundation Fund | |
| 5998000 | SE-4-28-23-4 158.90 Acres | |
| | F LAND T 1 FARMLAND Taxable Total: 38,930 | |
| | 100% Alberta School Foundation Fund | |
| 5999000 | SW-4-28-23-4 160.00 Acres | |
| | F LAND T 1 FARMLAND Taxable Total: 38,350 | |
| | 100% Alberta School Foundation Fund | |
| 6000000 | NE-5-28-23-4 160.00 Acres | |
| | F LAND T 1 FARMLAND Taxable Total: 38,850 | |
| | 100% Alberta School Foundation Fund | |
| 6001000 | NW-5-28-23-4 160.00 Acres | |
| | 280073 RGE RD 235 | |
| | F LAND & IMPROVEMENTS T 1 FARMLAND 37,470 | |
| | R T 103 RESIDENTIAL LAND & IMPROVEMENTS 197,770 | |
| | Taxable Total: 235,240 | |
| | R E 901 RURAL RESIDENCE EXEMPTION (RAP) 50,430 | |
| | Totals: 285,670 | |



2020 Assessment Roll (Valuation Date 1-July, 2020) 2021 Taxation Year, Wheatland County

Assessment Year: 2020
Tax Year: 2021

| Roll | Legal Address | 100% Alberta School Foundation Fund | | | | Total |
|---------|--|-------------------------------------|-------------------------------------|----------------------------|--|---------|
| 6002000 | SE-5-28-23-4 160.00 Acres | | | | | |
| | F LAND | T 1 | FARMLAND | Taxable Total: | | 38,320 |
| | | | 100% Alberta School Foundation Fund | | | |
| 6003000 | SW-5-28-23-4 149.42 Acres | | | | | |
| | F LAND | T 1 | FARMLAND | Taxable Total: | | 34,740 |
| | | | 100% Alberta School Foundation Fund | | | |
| 6003010 | 9011399 1 SW-5-28-23-4 10.58 Acres 280017 RGE RD 235 | | | W. PTN LSD 4 | | |
| | F LAND & IMPROVEMENTS | T 1 | FARMLAND | | | 790 |
| | R | T 103 | RESIDENTIAL LAND & IMPROVEMENTS | | | 215,910 |
| | | | | Taxable Total: | | 216,700 |
| | R | E 901 | RURAL RESIDENCE EXEMPTION (RAP) | | | 790 |
| | R | E 903 | FARM BUILDING EXEMPT | | | 37,770 |
| | | | 100% Alberta School Foundation Fund | Exempt Total: | | 38,560 |
| | | | | Totals: | | 255,260 |
| 6004000 | NE-6-28-23-4 80.00 Acres 280084 RGE RD 235 | | | E. 1/2 | | |
| | F LAND & IMPROVEMENTS | T 1 | FARMLAND | | | 15,110 |
| | R | T 103 | RESIDENTIAL LAND & IMPROVEMENTS | | | 195,040 |
| | | | | Taxable Total: | | 210,150 |
| | R | E 901 | RURAL RESIDENCE EXEMPTION (RAP) | | | 12,960 |
| | | | 100% Alberta School Foundation Fund | Totals: | | 223,110 |
| 6005000 | NE-6-28-23-4 80.00 Acres | | | W. 1/2 | | |
| | F LAND | T 1 | FARMLAND | Taxable Total: | | 19,830 |
| | | | 100% Alberta School Foundation Fund | | | |
| 6006000 | 9910773 4 W -6-28-23-4 160.00 Acres 235058 TWP RD 280 | | | EAST HALF OF NW & SW QRT'S | | |
| | F LAND & IMPROVEMENTS | T 1 | FARMLAND | | | 27,170 |
| | R | T 103 | RESIDENTIAL LAND & IMPROVEMENTS | | | 369,060 |
| | | | | Taxable Total: | | 396,230 |
| | R | E 901 | RURAL RESIDENCE EXEMPTION (RAP) | | | 56,490 |
| | R | E 903 | FARM BUILDING EXEMPT | | | 68,500 |
| | | | | Exempt Total: | | 124,990 |
| | | | | Totals: | | 521,220 |



2020 Assessment Roll (Valuation Date 1-July, 2020) 2021 Taxation Year, Wheatland County

Assessment Year: 2020
Tax Year: 2021

| Roll | Legal Address | 100% Alberta School Foundation Fund | | | | Total |
|---------|-------------------------------------|-------------------------------------|---------------------------------|----------------|--|---------|
| 6007000 | SE-6-28-23-4 80.00 Acres | EAST HALF | | | | |
| | F LAND | T 1 | FARMLAND | Taxable Total: | | 10,790 |
| | | 100% Alberta School Foundation Fund | | | | |
| 6008000 | SE-6-28-23-4 80.00 Acres | WEST HALF | | | | |
| | 235030 TWP RD 280 | | | | | |
| | F LAND & IMPROVEMENTS | T 1 | FARMLAND | | | 16,610 |
| | R | T 103 | RESIDENTIAL LAND & IMPROVEMENTS | | | 273,560 |
| | | Taxable Total: | | | | 290,170 |
| | R | E 901 | RURAL RESIDENCE EXEMPTION (RAP) | | | 36,440 |
| | | 100% Alberta School Foundation Fund | | | | |
| | | Totals: | | | | 326,610 |
| 6009000 | 9910773 3 W -6-28-23-4 125.68 Acres | WEST HALF OF NW & SW QRT'S | | | | |
| | F LAND | T 1 | FARMLAND | Taxable Total: | | 29,320 |
| | | 100% Alberta School Foundation Fund | | | | |
| 6009010 | 9411267 1 SW-6-28-23-4 10.69 Acres | CENTRAL S. PTN. | | | | |
| | 235064 TWP RD 280 | | | | | |
| | R LAND & IMPROVEMENTS | T 103 | RESIDENTIAL LAND & IMPROVEMENTS | Taxable Total: | | 425,000 |
| | | 100% Alberta School Foundation Fund | | | | |
| 6009020 | 9412033 2 SW-6-28-23-4 24.27 Acres | S.W. CORNER | | | | |
| | 235066 TWP RD 280 | | | | | |
| | F LAND & IMPROVEMENTS | T 1 | FARMLAND | | | 1,800 |
| | R | T 103 | RESIDENTIAL LAND & IMPROVEMENTS | | | 381,400 |
| | | Taxable Total: | | | | 383,200 |
| | R | E 901 | RURAL RESIDENCE EXEMPTION (RAP) | | | 1,800 |
| | R | E 903 | FARM BUILDING EXEMPT | | | 25,730 |
| | | 100% Alberta School Foundation Fund | | | | |
| | | Exempt Total: | | | | 27,530 |
| | | Totals: | | | | 410,730 |
| 6010000 | NE-7-28-23-4 156.05 Acres | | | | | |
| | 281042 RGE RD 235 | | | | | |
| | F LAND | T 1 | FARMLAND | Taxable Total: | | 37,110 |
| | | 100% Alberta School Foundation Fund | | | | |
| 6011000 | NW-7-28-23-4 153.79 Acres | | | | | |
| | F LAND | T 1 | FARMLAND | Taxable Total: | | 31,200 |
| | | 100% Alberta School Foundation Fund | | | | |



2020 Assessment Roll (Valuation Date 1-July, 2020) 2021 Taxation Year, Wheatland County

Assessment Year: 2020
Tax Year: 2021

| Roll | Legal Address | | | | | Total |
|---------|---|--------------|---------------------------------------|----------------|--|---------|
| 6013000 | SE-7-28-23-4 | 160.00 Acres | | | | |
| | F LAND | | T 1 FARMLAND | Taxable Total: | | 40,430 |
| | | | 100% Alberta School Foundation Fund | | | |
| 6014000 | SW-7-28-23-4 | 160.00 Acres | | | | |
| | F LAND | | T 1 FARMLAND | Taxable Total: | | 26,390 |
| | | | 100% Alberta School Foundation Fund | | | |
| 6015000 | NE-8-28-23-4 | 155.74 Acres | | | | |
| | F LAND | | T 1 FARMLAND | Taxable Total: | | 39,200 |
| | | | 100% Alberta School Foundation Fund | | | |
| 6015010 | 0111455 2 NW-8-28-23-4 6.26 Acres 234059 HWY 9 | | N.W. CORNER LSD 14 | | | |
| | F LAND & IMPROVEMENTS | | T 1 FARMLAND | | | 780 |
| | R | | T 103 RESIDENTIAL LAND & IMPROVEMENTS | | | 301,240 |
| | | | | Taxable Total: | | 302,020 |
| | R | | E 901 RURAL RESIDENCE EXEMPTION (RAP) | | | 780 |
| | R | | E 903 FARM BUILDING EXEMPT | | | 21,480 |
| | | | 100% Alberta School Foundation Fund | Exempt Total: | | 22,260 |
| | | | | Totals: | | 324,280 |
| 6016000 | NW-8-28-23-4 | 149.41 Acres | | | | |
| | F LAND | | T 1 FARMLAND | Taxable Total: | | 34,960 |
| | | | 100% Alberta School Foundation Fund | | | |
| 6017000 | SE-8-28-23-4 | 160.00 Acres | | | | |
| | F LAND | | T 1 FARMLAND | Taxable Total: | | 38,520 |
| | | | 100% Alberta School Foundation Fund | | | |
| 6018000 | SW-8-28-23-4 | 160.00 Acres | | | | |
| | F LAND | | T 1 FARMLAND | Taxable Total: | | 37,270 |
| | | | 100% Alberta School Foundation Fund | | | |
| 6019000 | NE-9-28-23-4 | 155.64 Acres | | | | |
| | F LAND | | T 1 FARMLAND | Taxable Total: | | 31,150 |



2020 Assessment Roll (Valuation Date 1-July, 2020) 2021 Taxation Year, Wheatland County

Assessment Year: 2020
Tax Year: 2021

| Roll | Legal Address | | | | | | Total |
|---------|----------------------------|---------------------|---|-----|---------------------------------|----------------|---------|
| 6020000 | NW-9-28-23-4 155.90 Acres | | 100% Alberta School Foundation Fund | | | | |
| | F | LAND | T | 1 | FARMLAND | Taxable Total: | 38,590 |
| 6021000 | SE-9-28-23-4 160.00 Acres | | 100% Alberta School Foundation Fund | | | | |
| | F | LAND | T | 1 | FARMLAND | Taxable Total: | 32,690 |
| 6022000 | SW-9-28-23-4 160.00 Acres | | 100% Alberta School Foundation Fund | | | | |
| | F | LAND | T | 1 | FARMLAND | Taxable Total: | 36,850 |
| 6023000 | NE-10-28-23-4 153.95 Acres | | 100% Alberta School Foundation Fund | | | | |
| | F | LAND | T | 1 | FARMLAND | Taxable Total: | 39,260 |
| 6024000 | NE-10-28-23-4 0.58 Acres | | NE CORNER Former Carbon Corner Store Site | | | | |
| | R | LAND | T | 104 | RESIDENTIAL VACANT LAND | Taxable Total: | 600 |
| 6026000 | NW-10-28-23-4 154.71 Acres | | 100% Alberta School Foundation Fund | | | | |
| | F | LAND | T | 1 | FARMLAND | Taxable Total: | 36,260 |
| 6027000 | SE-10-28-23-4 159.01 Acres | | 100% Alberta School Foundation Fund | | | | |
| | F | LAND | T | 1 | FARMLAND | Taxable Total: | 38,650 |
| 6028000 | SW-10-28-23-4 160.00 Acres | | Personal Private Campground | | | | |
| | F | LAND & IMPROVEMENTS | T | 1 | FARMLAND | | 32,240 |
| | R | | T | 103 | RESIDENTIAL LAND & IMPROVEMENTS | | 133,200 |
| | | | 100% Alberta School Foundation Fund | | Taxable Total: | | 165,440 |



2020 Assessment Roll (Valuation Date 1-July, 2020) 2021 Taxation Year, Wheatland County

Assessment Year: 2020
Tax Year: 2021

| Roll | Legal Address | Total |
|---------|--|-------|
| 6029000 | NE-11-28-23-4 155.30 Acres | |
| | F LAND T 1 FARMLAND Taxable Total: 36,420 100% Alberta School Foundation Fund | |
| 6030000 | NW-11-28-23-4 144.54 Acres | |
| | F LAND T 1 FARMLAND Taxable Total: 35,590 100% Alberta School Foundation Fund | |
| 6030010 | 1310580 1 1 NW-11-28-23-4 2.84 Acres SW Corner LSD 13 281065 RGE RD 232 | |
| | R LAND & IMPROVEMENTS T 103 RESIDENTIAL LAND & IMPROVEMENTS 398,380 R E 901 RURAL RESIDENCE EXEMPTION (RAP) 30,770 R E 903 FARM BUILDING EXEMPT 49,950 100% Alberta School Foundation Fund Exempt Total: 80,720 Totals: 479,100 | |
| 6030020 | 1513399 2 1 NW-11-28-23-4 7.49 Acres NW corner Carbon Corner Stock Pile-County Lease 281075 RGE RD 232 | |
| | R LAND & IMPROVEMENTS T 103 RESIDENTIAL LAND & IMPROVEMENTS 206,960 NR E 152 MUNI GRAVEL OPERATION- EXEMPT 55,410 R E 901 RURAL RESIDENCE EXEMPTION (RAP) 61,540 100% Alberta School Foundation Fund Exempt Total: 116,950 Totals: 323,910 | |
| 6031000 | SE-11-28-23-4 160.00 Acres | |
| | F LAND T 1 FARMLAND Taxable Total: 38,290 100% Alberta School Foundation Fund | |
| 6032000 | SW-11-28-23-4 159.01 Acres | |
| | F LAND T 1 FARMLAND Taxable Total: 37,180 100% Alberta School Foundation Fund | |
| 6033000 | NE-12-28-23-4 97.70 Acres E1/3-LSD10&15:ALL LSD 9&16 | |
| | F LAND T 1 FARMLAND Taxable Total: 23,310 100% Alberta School Foundation Fund | |
| 6034000 | NE-12-28-23-4 58.61 Acres W. 2/3 OF LSD 10 & 15 | |



2020 Assessment Roll (Valuation Date 1-July, 2020) 2021 Taxation Year, Wheatland County

Assessment Year: 2020
Tax Year: 2021

| Roll | Legal Address | | | | | | Total |
|---------|---------------|--------------|--|---|---|-------------------------------------|--------|
| | F | LAND | | T | 1 | FARMLAND | |
| | | | | | | 100% Alberta School Foundation Fund | |
| 6035000 | NW-12-28-23-4 | 155.71 Acres | | | | Taxable Total: | 13,240 |
| | F | LAND | | T | 1 | FARMLAND | |
| | | | | | | 100% Alberta School Foundation Fund | |
| 6036000 | SE-12-28-23-4 | 160.00 Acres | | | | Taxable Total: | 34,750 |
| | F | LAND | | T | 1 | FARMLAND | |
| | | | | | | 100% Alberta School Foundation Fund | |
| 6037000 | SW-12-28-23-4 | 160.00 Acres | | | | Taxable Total: | 36,220 |
| | F | LAND | | T | 1 | FARMLAND | |
| | | | | | | 100% Alberta School Foundation Fund | |
| 6038000 | NE-7-22-24-4 | 100.00 Acres | | | | Taxable Total: | 38,710 |
| | | | | | | West of Indian Reservation | |
| | F | LAND | | T | 1 | FARMLAND | |
| | | | | | | 100% Alberta School Foundation Fund | |
| 6039000 | NW-7-22-24-4 | 130.00 Acres | | | | Taxable Total: | 18,900 |
| | | | | | | North of River | |
| | F | LAND | | T | 1 | FARMLAND | |
| | | | | | | 100% Alberta School Foundation Fund | |
| 6040000 | SE-7-22-24-4 | 25.00 Acres | | | | Taxable Total: | 19,370 |
| | | | | | | Northwest Corner N of River | |
| | F | LAND | | T | 1 | FARMLAND | |
| | | | | | | 100% Alberta School Foundation Fund | |
| 6041000 | SE-7-22-24-4 | 8.00 Acres | | | | Taxable Total: | 1,070 |
| | | | | | | Northwest Corner S of River | |
| | F | LAND | | T | 1 | FARMLAND | |
| | | | | | | 100% Alberta School Foundation Fund | |
| 6042000 | SW-7-22-24-4 | 3.00 Acres | | | | Taxable Total: | 340 |
| | | | | | | Northeast Corner | |
| | F | LAND | | T | 1 | FARMLAND | |
| | | | | | | 100% Alberta School Foundation Fund | |
| | | | | | | Taxable Total: | 130 |



2020 Assessment Roll (Valuation Date 1-July, 2020) 2021 Taxation Year, Wheatland County

Assessment Year: 2020
Tax Year: 2021

| Roll | Legal Address | | | | | Total |
|---------|---------------------------|--------------|-------------------------------------|----------------|--|--------|
| 6043000 | SW-7-22-24-4 | 60.00 Acres | North of River | | | |
| | F LAND | | T 1 FARMLAND | Taxable Total: | | 2,620 |
| | | | 100% Alberta School Foundation Fund | | | |
| 6044000 | W -17-22-24-4 | 21.00 Acres | West of Black Foot Indian Res. | | | |
| | F LAND | | T 1 FARMLAND | Taxable Total: | | 2,650 |
| | | | 100% Alberta School Foundation Fund | | | |
| 6045000 | NE-18-22-24-4 | 160.00 Acres | | | | |
| | F LAND | | T 1 FARMLAND | Taxable Total: | | 26,000 |
| | | | 100% Alberta School Foundation Fund | | | |
| 6046000 | NW-18-22-24-4 | 160.00 Acres | | | | |
| | F LAND | | T 1 FARMLAND | Taxable Total: | | 26,580 |
| | | | 100% Alberta School Foundation Fund | | | |
| 6047000 | SE-18-22-24-4 | 145.00 Acres | West of Indian Reserve | | | |
| | F LAND | | T 1 FARMLAND | Taxable Total: | | 29,330 |
| | | | 100% Alberta School Foundation Fund | | | |
| 6048000 | SW-18-22-24-4 | 160.00 Acres | | | | |
| | F LAND | | T 1 FARMLAND | Taxable Total: | | 28,640 |
| | | | 100% Alberta School Foundation Fund | | | |
| 6049000 | NE-19-22-24-4 | 102.94 Acres | North of Rwy. | | | |
| | F LAND | | T 1 FARMLAND | Taxable Total: | | 14,670 |
| | | | 100% Alberta School Foundation Fund | | | |
| 6050000 | NE-19-22-24-4 | 41.95 Acres | South of RailRoad | | | |
| | F LAND | | T 1 FARMLAND | Taxable Total: | | 7,270 |
| | | | 100% Alberta School Foundation Fund | | | |
| 6051000 | 0210597 1 2 NW-19-22-24-4 | 133.83 Acres | | | | |
| | F LAND | | T 1 FARMLAND | Taxable Total: | | 23,380 |



2020 Assessment Roll (Valuation Date 1-July, 2020) 2021 Taxation Year, Wheatland County

Assessment Year: 2020
Tax Year: 2021

| Roll | Legal Address | | | | | | Total |
|---------|---------------------------------------|------------------------------|-------------------------------------|--|--|-----------------------|-------|
| | 100% Alberta School Foundation Fund | | | | | | |
| 6052000 | 0210597 1 1 NW-19-22-24-4 10.98 Acres | NORTHWEST CORNER OF LSD 14 | | | | | |
| | 245057 HWY 901 | | | | | | |
| | F LAND & IMPROVEMENTS | T 1 | FARMLAND | | | 1,510 | |
| | R | T 103 | RESIDENTIAL LAND & IMPROVEMENTS | | | 431,190 | |
| | | | Taxable Total: | | | 432,700 | |
| | R | E 901 | RURAL RESIDENCE EXEMPTION (RAP) | | | 1,510 | |
| | | | 100% Alberta School Foundation Fund | | | Totals: 434,210 | |
| 6053000 | SE-19-22-24-4 | 160.00 Acres | | | | | |
| | F LAND | T 1 | FARMLAND | | | Taxable Total: 29,940 | |
| | | | 100% Alberta School Foundation Fund | | | | |
| 6054000 | SW-19-22-24-4 | 160.00 Acres | | | | | |
| | F LAND | T 1 | FARMLAND | | | Taxable Total: 27,860 | |
| | | | 100% Alberta School Foundation Fund | | | | |
| 6055000 | NW-20-22-24-4 | 63.07 Acres | | | | | |
| | | North Of R/R | | | | | |
| | F LAND | T 1 | FARMLAND | | | Taxable Total: 11,650 | |
| | | | 100% Alberta School Foundation Fund | | | | |
| 6056000 | NW-20-22-24-4 | 25.50 Acres | | | | | |
| | | S of RailRoad & W of Reserve | | | | | |
| | F LAND | T 1 | FARMLAND | | | Taxable Total: 3,030 | |
| | | | 100% Alberta School Foundation Fund | | | | |
| 6057000 | SW-20-22-24-4 | 59.00 Acres | | | | | |
| | | West of Indian Reserve | | | | | |
| | F LAND | T 1 | FARMLAND | | | Taxable Total: 9,640 | |
| | | | 100% Alberta School Foundation Fund | | | | |
| 6058000 | NE-29-22-24-4 | 14.00 Acres | | | | | |
| | | West Portion | | | | | |
| | F LAND | T 1 | FARMLAND | | | Taxable Total: 1,650 | |
| | | | 100% Alberta School Foundation Fund | | | | |
| 6059000 | NW-29-22-24-4 | 157.00 Acres | | | | | |
| | F LAND | T 1 | FARMLAND | | | Taxable Total: 37,110 | |



2020 Assessment Roll (Valuation Date 1-July, 2020) 2021 Taxation Year, Wheatland County

Assessment Year: 2020
Tax Year: 2021

| Roll | Legal Address | | | | | | | | | | Total | |
|---------|--|---------------------|--------------|--|----------------|-----|---------------------------------|--|----------------|---------------------------|---------|---------|
| | 100% Alberta School Foundation Fund | | | | | | | | | | | |
| 6060000 | SW-29-22-24-4 | | 132.87 Acres | | | | | | | West of Reserve | | |
| | F | LAND | | | T | 1 | FARMLAND | | Taxable Total: | 28,550 | | |
| | 100% Alberta School Foundation Fund | | | | | | | | | | | |
| 6061000 | NE-30-22-24-4 | | 135.78 Acres | | | | | | | South of Lake | | |
| | F | LAND | | | T | 1 | FARMLAND | | Taxable Total: | 24,040 | | |
| | 100% Alberta School Foundation Fund | | | | | | | | | | | |
| 6062000 | NW-30-22-24-4 | | 160.00 Acres | | | | | | | | | |
| | F | LAND | | | T | 1 | FARMLAND | | Taxable Total: | 32,450 | | |
| | 100% Alberta School Foundation Fund | | | | | | | | | | | |
| 6063000 | SE-30-22-24-4 | | 120.39 Acres | | | | | | | WESTERLY & EASTERLY PARTS | | |
| | F | LAND | | | T | 1 | FARMLAND | | Taxable Total: | 23,540 | | |
| | 100% Alberta School Foundation Fund | | | | | | | | | | | |
| 6063010 | 0210520 1 2 SE-30-22-24-4 30.16 Acres | | | | | | | SW PART LSD 1 & W PART LSD 8 | | | | |
| | 245022 HWY 901 | | | | | | | | | | | |
| | F | LAND & IMPROVEMENTS | | | T | 1 | FARMLAND | | | 2,830 | | |
| | R | | | | T | 103 | RESIDENTIAL LAND & IMPROVEMENTS | | | 429,170 | | |
| | | | | | Taxable Total: | | | | | 432,000 | | |
| | R | | | | E | 901 | RURAL RESIDENCE EXEMPTION (RAP) | | | 2,830 | | |
| | 100% Alberta School Foundation Fund | | | | | | | | | | Totals: | 434,830 |
| 6064000 | 0411881 1 1 E -30-22-24-4 1.01 Acres | | | | | | | NE CORNER OF SE & SE CORNER OF Namaka Mennonite Cemetery | | | | |
| | NR | LAND | | | E | 159 | CEMETARY EXEMPT | | Exempt Total: | 98,210 | | |
| | 100% Alberta School Foundation Fund | | | | | | | | | | | |
| 6065000 | SW-30-22-24-4 | | 157.03 Acres | | | | | | | | | |
| | F | LAND | | | T | 1 | FARMLAND | | Taxable Total: | 29,340 | | |
| | 100% Alberta School Foundation Fund | | | | | | | | | | | |
| 6066000 | 2010016 1 2 NE-31-22-24-4 154.19 Acres | | | | | | | | | | | |
| | F | LAND | | | T | 1 | FARMLAND | | Taxable Total: | 26,640 | | |



2020 Assessment Roll (Valuation Date 1-July, 2020) 2021 Taxation Year, Wheatland County

Assessment Year: 2020
Tax Year: 2021

| Roll | Legal Address | | | | | | Total |
|---------|------------------------------------|--------------|-------------------------------------|---------------------------------|----------------|---------|---------|
| | | | 100% Alberta School Foundation Fund | | | | |
| 6067000 | NW-31-22-24-4 245057 TWP RD 230 | 89.00 Acres | W Hf LSD11&14 & Ptn LSD3 N Lk | | | | |
| | F LAND & IMPROVEMENTS | | T 1 | FARMLAND | | 6,870 | |
| | R | | T 103 | RESIDENTIAL LAND & IMPROVEMENTS | | 577,930 | |
| | | | Taxable Total: | | | | 584,800 |
| | R | | E 901 | RURAL RESIDENCE EXEMPTION (RAP) | | 6,870 | |
| | R | | E 903 | FARM BUILDING EXEMPT | | 7,100 | |
| | | | 100% Christ The Redeemer Reg. 3 | | Exempt Total: | 13,970 | |
| | | | Totals: | | | | 598,770 |
| 6067010 | NW-31-22-24-4 245043 TWP RD 230 | 40.00 Acres | East Half LSD 11 & 14 | | | | |
| | F LAND & IMPROVEMENTS | | T 1 | FARMLAND | | 4,700 | |
| | R | | T 103 | RESIDENTIAL LAND & IMPROVEMENTS | | 384,700 | |
| | | | Taxable Total: | | | | 389,400 |
| | R | | E 901 | RURAL RESIDENCE EXEMPTION (RAP) | | 4,700 | |
| | R | | E 903 | FARM BUILDING EXEMPT | | 16,020 | |
| | | | 100% Alberta School Foundation Fund | | Exempt Total: | 20,720 | |
| | | | Totals: | | | | 410,120 |
| 6068000 | SE-31-22-24-4 | 135.96 Acres | North of Lake | | | | |
| | F LAND | | T 1 | FARMLAND | | | |
| | | | 100% Alberta School Foundation Fund | | Taxable Total: | 18,550 | |
| 6069000 | SW-31-22-24-4 | 53.00 Acres | South & West of Lake | | | | |
| | F LAND | | T 1 | FARMLAND | | | |
| | | | 100% Alberta School Foundation Fund | | Taxable Total: | 6,090 | |
| 6070000 | SW-31-22-24-4 | 22.00 Acres | Northeast Corner | | | | |
| | F LAND | | T 1 | FARMLAND | | | |
| | | | 100% Alberta School Foundation Fund | | Taxable Total: | 460 | |
| 6071000 | NE-32-22-24-4 | 88.24 Acres | West of Reserve | | | | |
| | F LAND | | T 1 | FARMLAND | | | |
| | | | 100% The Golden Hills Reg. Div. 15 | | Taxable Total: | 19,720 | |
| 6072000 | NW-32-22-24-4 | 154.08 Acres | | | | | |



2020 Assessment Roll (Valuation Date 1-July, 2020) 2021 Taxation Year, Wheatland County

Assessment Year: 2020
Tax Year: 2021

| Roll | Legal Address | | | | Total |
|---------|-------------------------------------|---------------------|-------------------|---------------------------------|------------------------|
| 6073000 | F | LAND | T 1 | FARMLAND | Taxable Total: 34,760 |
| | 100% The Golden Hills Reg. Div. 15 | | | | |
| 6074000 | 2010016 1 1 | NE-31-22-24-4 | 2.27 Acres | North Corner | |
| | 225079 | RGE RD 245 | | | |
| 6075000 | R | LAND & IMPROVEMENTS | T 103 | RESIDENTIAL LAND & IMPROVEMENTS | Taxable Total: 351,300 |
| | 100% Alberta School Foundation Fund | | | | |
| 6076000 | SE-32-22-24-4 | 54.00 Acres | West of Reserve | | |
| | F | LAND | T 1 | FARMLAND | Taxable Total: 12,380 |
| 6077000 | 100% Alberta School Foundation Fund | | | | |
| | SW-32-22-24-4 | 160.00 Acres | | | |
| 6078000 | F | LAND | T 1 | FARMLAND | Taxable Total: 39,440 |
| | 100% Alberta School Foundation Fund | | | | |
| 6079000 | NE-1-23-24-4 | 77.00 Acres | South of Lake | | |
| | NR | LAND | E 157 | PUBLIC PARKS EXEMPT | Exempt Total: 478,530 |
| 608000 | 100% Alberta School Foundation Fund | | | | |
| | NW-1-23-24-4 | 38.10 Acres | South of Lake | | |
| 6081000 | NR | LAND | E 157 | PUBLIC PARKS EXEMPT | Exempt Total: 373,920 |
| | 100% Alberta School Foundation Fund | | | | |
| 6082000 | RY11 | AL-1-23-24-4 | 24.78 Acres | ABNDONED RAIL | |
| | NR | LAND | E 155 | WHEATLAND COUNTY EXEMPT | Exempt Total: 296,220 |
| 6083000 | 100% Alberta School Foundation Fund | | | | |
| | SE-1-23-24-4 | 37.10 Acres | | | |
| 6084000 | NR | LAND | E 157 | PUBLIC PARKS EXEMPT | Exempt Total: 368,080 |
| | 100% Alberta School Foundation Fund | | | | |
| 6085000 | SW-1-23-24-4 | 8.70 Acres | North of Railroad | | |
| | NR | LAND | E 157 | PUBLIC PARKS EXEMPT | Exempt Total: 197,000 |
| 6086000 | 100% Alberta School Foundation Fund | | | | |
| | | | | | |



2020 Assessment Roll (Valuation Date 1-July, 2020) 2021 Taxation Year, Wheatland County

Assessment Year: 2020
Tax Year: 2021

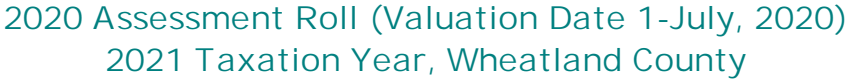
| Roll | Legal Address | | | | | Total |
|---------|-------------------|--------------------------|--------------------------------|--|----------------|---------|
| 6084000 | NE-2-23-24-4 | 19.87 Acres | West of Lake North of Railroad | | | |
| | NR | LAND | E 150 | CROWN LAND & IMPR. EXEMPT 100% Alberta School Foundation Fund | Exempt Total: | 267,580 |
| 6084010 | RY11 RLY 23 | NW-10-23-24-4 2.99 Acres | ABANDONED RLY in NE 2 | | | |
| | NR | LAND | E 155 | WHEATLAND COUNTY EXEMPT 100% Alberta School Foundation Fund | Exempt Total: | 3,190 |
| 6087000 | W -3-23-24-4 | 23.00 Acres | SW & NW 1/4S WEST OF RAIL | | | |
| | F | LAND | T 1 | FARMLAND 100% Alberta School Foundation Fund | Taxable Total: | 2,510 |
| 6089000 | NE-4-23-24-4 | 80.00 Acres | LSD 9 & 16 | | | |
| | F | LAND | T 1 | FARMLAND 100% Alberta School Foundation Fund | Taxable Total: | 12,360 |
| 6090000 | NE-4-23-24-4 | 80.00 Acres | West Half | | | |
| | F | LAND | T 1 | FARMLAND 100% Alberta School Foundation Fund | Taxable Total: | 13,140 |
| 6091000 | NW-4-23-24-4 | 159.99 Acres | | | | |
| | 230073 RGE RD 244 | | | | | |
| | F | LAND & IMPROVEMENTS | T 1 | FARMLAND | | 26,830 |
| | R | | T 103 | RESIDENTIAL LAND & IMPROVEMENTS | | 382,890 |
| | R | | E 901 | RURAL RESIDENCE EXEMPTION (RAP) 100% Alberta School Foundation Fund | Taxable Total: | 409,720 |
| | | | | | Totals: | 92,310 |
| | | | | | | 502,030 |
| 6092000 | SE-4-23-24-4 | 80.00 Acres | West Half | | | |
| | F | LAND | T 1 | FARMLAND 100% Alberta School Foundation Fund | Taxable Total: | 11,830 |
| 6093000 | SE-4-23-24-4 | 66.85 Acres | LSD 1 & 8 | | | |
| | F | LAND | T 1 | FARMLAND 100% Alberta School Foundation Fund | Taxable Total: | 9,160 |
| | | | | | | |



2020 Assessment Roll (Valuation Date 1-July, 2020) 2021 Taxation Year, Wheatland County

Assessment Year: 2020
Tax Year: 2021

| Roll | Legal Address | | | | | Total |
|---------|------------------------|--------------|---------------------------------------|----------------|--|---------|
| 6094000 | SW-4-23-24-4 | 153.51 Acres | | | | |
| | F LAND | | T 1 FARMLAND | Taxable Total: | | 22,660 |
| | | | 100% Alberta School Foundation Fund | | | |
| 6095000 | NE-5-23-24-4 | 158.02 Acres | | | | |
| | 230064 RGE RD 244 | | | | | |
| | F LAND | | T 1 FARMLAND | Taxable Total: | | 24,090 |
| | | | 100% Alberta School Foundation Fund | | | |
| 6096000 | 9010207 1 NW-5-23-24-4 | 199.41 Acres | | | | |
| | F LAND | | T 1 FARMLAND | Taxable Total: | | 22,540 |
| | | | 100% Alberta School Foundation Fund | | | |
| 6097000 | SE-5-23-24-4 | 156.79 Acres | | | | |
| | F LAND | | T 1 FARMLAND | Taxable Total: | | 24,350 |
| | | | 100% Alberta School Foundation Fund | | | |
| 6098000 | 9010207 2 SW-5-23-24-4 | 78.83 Acres | | | | |
| | | | | West Half | | |
| | F LAND | | T 1 FARMLAND | Taxable Total: | | 4,190 |
| | | | 100% Alberta School Foundation Fund | | | |
| 6098010 | 9010207 3 SW-5-23-24-4 | 39.41 Acres | | | | |
| | 244052 TWP RD 230 | | | | | |
| | F LAND & IMPROVEMENTS | | T 1 FARMLAND | | | 4,180 |
| | R | | T 103 RESIDENTIAL LAND & IMPROVEMENTS | | | 336,400 |
| | | | | Taxable Total: | | 340,580 |
| | R | | E 901 RURAL RESIDENCE EXEMPTION (RAP) | | | 4,180 |
| | R | | E 903 FARM BUILDING EXEMPT | | | 32,190 |
| | | | 100% The Golden Hills Reg. Div. 15 | Exempt Total: | | 36,370 |
| | | | | Totals: | | 376,950 |
| 6099000 | NE-6-23-24-4 | 160.00 Acres | | | | |
| | F LAND | | T 1 FARMLAND | Taxable Total: | | 12,660 |
| | | | 100% Alberta School Foundation Fund | | | |
| 6100000 | NW-6-23-24-4 | 160.00 Acres | | | | |
| | F LAND | | T 1 FARMLAND | Taxable Total: | | 16,290 |



| Roll | Legal Address | | | | | | Total |
|---------|-----------------------------------|---------------------|-------------------------------------|-----|---------------------------------|----------------|---------|
| 6101000 | SE-6-23-24-4 | 158.59 Acres | 100% Alberta School Foundation Fund | | | | |
| | F | LAND | T | 1 | FARMLAND | Taxable Total: | 17,320 |
| 6102000 | SW-6-23-24-4 | 157.87 Acres | 100% Alberta School Foundation Fund | | | | |
| | F | LAND | T | 1 | FARMLAND | Taxable Total: | 14,560 |
| 6103000 | NE-7-23-24-4 | 159.00 Acres | 100% Alberta School Foundation Fund | | | | |
| | F | LAND | T | 1 | FARMLAND | Taxable Total: | 22,920 |
| 6104000 | NW-7-23-24-4 | 156.01 Acres | 100% Alberta School Foundation Fund | | | | |
| | F | LAND | T | 1 | FARMLAND | Taxable Total: | 18,670 |
| 6104010 | 0112497 1 NW-7-23-24-4 2.99 Acres | | SOUTHWEST CORNER | | | | |
| | 231045 RGE RD 250 | | | | | | |
| 6105000 | SE-7-23-24-4 | 160.00 Acres | 50% Christ The Redeemer Reg. 3 | | | | |
| | 231028 RGE RD 245 | | 50% Alberta School Foundation Fund | | | | |
| | R | LAND & IMPROVEMENTS | T | 103 | RESIDENTIAL LAND & IMPROVEMENTS | Taxable Total: | 480,900 |
| | | | 100% Alberta School Foundation Fund | | | | |
| | F | LAND & IMPROVEMENTS | T | 1 | FARMLAND | | 17,160 |
| | R | | T | 103 | RESIDENTIAL LAND & IMPROVEMENTS | | 324,510 |
| | | | Taxable Total: | | | | 341,670 |
| | R | | E | 901 | RURAL RESIDENCE EXEMPTION (RAP) | | 30,770 |
| | R | | E | 903 | FARM BUILDING EXEMPT | | 17,020 |
| | | | 100% Alberta School Foundation Fund | | | | |
| 6106000 | SW-7-23-24-4 | 64.50 Acres | Exempt Total: | | | | 47,790 |
| | 231039A RGE RD 250 | | Totals: | | | | 389,460 |
| | | | North Half | | | | |
| | | | | | | | |
| | F | LAND & IMPROVEMENTS | T | 1 | FARMLAND | | 7,380 |
| | R | | T | 103 | RESIDENTIAL LAND & IMPROVEMENTS | | 327,620 |
| | | | Taxable Total: | | | | 335,000 |



2020 Assessment Roll (Valuation Date 1-July, 2020) 2021 Taxation Year, Wheatland County

Assessment Year: 2020
Tax Year: 2021

| Roll | Legal Address | Total |
|---------|--|---------|
| | R E 901 RURAL RESIDENCE EXEMPTION (RAP) | 7,380 |
| | R E 903 FARM BUILDING EXEMPT | 9,300 |
| | 100% Alberta School Foundation Fund Exempt Total: | 16,680 |
| | Totals: | 351,680 |
| 6106010 | 1312568 3 1 SW-7-23-24-4 12.00 Acres 231027 RGE RD 250 Southwest Corner LSD 5 | |
| | F LAND & IMPROVEMENTS T 1 FARMLAND | 780 |
| | R T 103 RESIDENTIAL LAND & IMPROVEMENTS | 598,120 |
| | Taxable Total: | 598,900 |
| | R E 901 RURAL RESIDENCE EXEMPTION (RAP) | 780 |
| | 100% Alberta School Foundation Fund Totals: | 599,680 |
| 6106020 | 1312568 3 2 SW-7-23-24-4 3.50 Acres 231029 RGE RD 250 166m North of SW Corner LSD 5 | |
| | R LAND & IMPROVEMENTS T 103 RESIDENTIAL LAND & IMPROVEMENTS Taxable Total: | 513,800 |
| | 100% Alberta School Foundation Fund | |
| 6107000 | SW-7-23-24-4 71.85 Acres 231001 RGE RD 250 South Half | |
| | F LAND & IMPROVEMENTS T 1 FARMLAND | 7,940 |
| | R T 103 RESIDENTIAL LAND & IMPROVEMENTS | 461,860 |
| | Taxable Total: | 469,800 |
| | R E 901 RURAL RESIDENCE EXEMPTION (RAP) | 7,940 |
| | R E 903 FARM BUILDING EXEMPT | 21,600 |
| | 100% Alberta School Foundation Fund Exempt Total: | 29,540 |
| | Totals: | 499,340 |
| 6107010 | 0811307 1 1 SW-7-23-24-4 3.15 Acres 231019 RGE RD 250 NW CORNER LSD 5 | |
| | F LAND & IMPROVEMENTS T 1 FARMLAND | 20 |
| | R T 103 RESIDENTIAL LAND & IMPROVEMENTS | 436,480 |
| | Taxable Total: | 436,500 |
| | R E 901 RURAL RESIDENCE EXEMPTION (RAP) | 20 |
| | 100% Alberta School Foundation Fund Totals: | 436,520 |
| 6107020 | 1312568 2 1 SW-7-23-24-4 5.00 Acres 231013 RGE RD 255 98m S. of NW Corner of LSD 4 | |
| | R LAND T 104 RESIDENTIAL VACANT LAND Taxable Total: | 177,100 |
| | 100% Alberta School Foundation Fund | |
| 6108000 | 9011367 1 NE-8-23-24-4 162.60 Acres 231042A RGE RD 244 | |



2020 Assessment Roll (Valuation Date 1-July, 2020) 2021 Taxation Year, Wheatland County

Assessment Year: 2020
Tax Year: 2021

| Roll | Legal Address | | | | Total |
|---------|---------------|-------------------------|------------------|-------------------------------------|---------|
| | F | LAND & IMPROVEMENTS | T | 1 FARMLAND | 27,280 |
| | R | | T | 103 RESIDENTIAL LAND & IMPROVEMENTS | 379,430 |
| | | | | Taxable Total: | 406,710 |
| | R | | E | 901 RURAL RESIDENCE EXEMPTION (RAP) | 35,370 |
| | | | | 100% Alberta School Foundation Fund | |
| | | | | Totals: | 442,080 |
| 6109000 | NW-8-23-24-4 | 154.80 Acres | | | |
| | F | LAND | T | 1 FARMLAND | 21,600 |
| | | | | 100% Alberta School Foundation Fund | |
| 6110000 | SE-8-23-24-4 | 157.27 Acres | | | |
| | F | LAND | T | 1 FARMLAND | 26,510 |
| | | | | 100% Alberta School Foundation Fund | |
| 6111000 | SW-8-23-24-4 | 159.48 Acres | | | |
| | F | LAND | T | 1 FARMLAND | 22,180 |
| | | | | 100% Alberta School Foundation Fund | |
| 6112000 | NE-9-23-24-4 | 160.00 Acres | | | |
| | | 243027 TWP RD 232 | | | |
| | F | LAND & IMPROVEMENTS | T | 1 FARMLAND | 22,130 |
| | R | | T | 103 RESIDENTIAL LAND & IMPROVEMENTS | 223,960 |
| | | | | Taxable Total: | 246,090 |
| | R | | E | 901 RURAL RESIDENCE EXEMPTION (RAP) | 61,540 |
| | | | | 100% Alberta School Foundation Fund | |
| | | | | Totals: | 307,630 |
| 6113000 | NW-9-23-24-4 | 155.00 Acres | | | |
| | | 243075 TWP RD 232 | | | |
| | F | LAND & IMPROVEMENTS | T | 1 FARMLAND | 21,640 |
| | R | | T | 103 RESIDENTIAL LAND & IMPROVEMENTS | 403,730 |
| | | | | Taxable Total: | 425,370 |
| | R | | E | 901 RURAL RESIDENCE EXEMPTION (RAP) | 22,340 |
| | R | | E | 903 FARM BUILDING EXEMPT | 30,570 |
| | | | | 100% Alberta School Foundation Fund | |
| | | | | Exempt Total: | 52,910 |
| | | | | Totals: | 478,280 |
| 6113010 | 1213703 1 1 | NW-9-23-24-4 5.00 Acres | | | |
| | | | NW CORNER LSD 14 | | |
| | F | LAND | T | 1 FARMLAND | 700 |
| | | | | 100% Alberta School Foundation Fund | |



2020 Assessment Roll (Valuation Date 1-July, 2020) 2021 Taxation Year, Wheatland County

Assessment Year: 2020
Tax Year: 2021

| Roll | Legal Address | | | | | Total |
|---------|--|--------------|---------------------------------------|----------------|--|---------|
| 6114000 | SE-9-23-24-4 | 80.00 Acres | East Half | | | |
| | F LAND | | T 1 FARMLAND | Taxable Total: | | 11,930 |
| | | | 100% Alberta School Foundation Fund | | | |
| 6115000 | SE-9-23-24-4 | 80.00 Acres | West Half | | | |
| | F LAND | | T 1 FARMLAND | Taxable Total: | | 12,260 |
| | | | 100% Alberta School Foundation Fund | | | |
| 6116000 | SW-9-23-24-4 | 160.00 Acres | | | | |
| | F LAND | | T 1 FARMLAND | Taxable Total: | | 24,050 |
| | | | 100% Alberta School Foundation Fund | | | |
| 6117000 | 0912337 3 1 NE-10-23-24-4 71.14 Acres 242031 TWP RD 232 | | S to SW Ptn includes Aband Rly | | | |
| | F LAND & IMPROVEMENTS | | T 1 FARMLAND | | | 7,020 |
| | R | | T 103 RESIDENTIAL LAND & IMPROVEMENTS | | | 273,680 |
| | | | Taxable Total: | | | 280,700 |
| | R | | E 901 RURAL RESIDENCE EXEMPTION (RAP) | | | 7,020 |
| | | | 100% Alberta School Foundation Fund | | | |
| | | | Totals: | | | 287,720 |
| 6117005 | 9410578 1 NE-10-23-24-4 3.00 Acres 242001 TWP RD 232 | | Northeast Corner | | | |
| | R LAND & IMPROVEMENTS | | T 103 RESIDENTIAL LAND & IMPROVEMENTS | | | 356,750 |
| | R | | E 903 FARM BUILDING EXEMPT | | | 16,350 |
| | | | 100% Christ The Redeemer Reg. 3 | | | |
| | | | Totals: | | | 373,100 |
| 6117008 | 0812430 2 1 NE-10-23-24-4 3.00 Acres 242009 TWP RD 232 | | NE CORNER | | | |
| | R LAND & IMPROVEMENTS | | T 103 RESIDENTIAL LAND & IMPROVEMENTS | Taxable Total: | | 609,800 |
| | | | 100% Alberta School Foundation Fund | | | |
| 6117009 | 1211442 3 2 NE-10-23-24-4 3.00 Acres 242015 TWP RD 232 | | 220M West of NE corner | | | |
| | F LAND | | T 1 FARMLAND | Taxable Total: | | 360 |
| | | | 100% Alberta School Foundation Fund | | | |
| 6117010 | NE-10-23-24-4 | 10.32 Acres | Southeast Corner | | | |
| | NR LAND | | E 150 CROWN LAND & IMPR. EXEMPT | Exempt Total: | | 211,870 |



2020 Assessment Roll (Valuation Date 1-July, 2020) 2021 Taxation Year, Wheatland County

Assessment Year: 2020
Tax Year: 2021

| Roll | Legal Address | | | | | Total |
|---------|--|--------------------------------------|---------------------------------|---------------|---------|---------|
| | | 100% Alberta School Foundation Fund | | | | |
| 6117020 | 1611551 3 3 NE-10-23-24-4 40.64 Acres 242017 TWP RD 232 | 110m S of NE corner | | | | |
| | F LAND & IMPROVEMENTS | T 1 | FARMLAND | | 3,520 | |
| | R | T 103 | RESIDENTIAL LAND & IMPROVEMENTS | | 567,980 | |
| | | Taxable Total: | | | | 571,500 |
| | R | E 901 | RURAL RESIDENCE EXEMPTION (RAP) | | 3,520 | |
| | | 100% Alberta School Foundation Fund | | | | |
| | | Totals: | | | | 575,020 |
| 6119000 | NW-10-23-24-4 77.99 Acres | West of Reservation | | | | |
| | F LAND | T 1 | FARMLAND | | | |
| | | 100% Alberta School Foundation Fund | | | | |
| | | Taxable Total: | | | | 10,790 |
| 6119010 | 9911765 1 NW-10-23-24-4 9.02 Acres 231079 RGE RD 243 | NORHTWEST CORNER | | | | |
| | F LAND & IMPROVEMENTS | T 1 | FARMLAND | | 630 | |
| | R | T 103 | RESIDENTIAL LAND & IMPROVEMENTS | | 632,670 | |
| | | Taxable Total: | | | | 633,300 |
| | R | E 901 | RURAL RESIDENCE EXEMPTION (RAP) | | 630 | |
| | R | E 903 | FARM BUILDING EXEMPT | | 5,860 | |
| | | 66.67% The Golden Hills Reg. Div. 15 | | Exempt Total: | 6,490 | |
| | | 33.33% Christ The Redeemer Reg. 3 | | Totals: | 639,790 | |
| 6120000 | NW-10-23-24-4 5.38 Acres 242043 TWP RD 232 | Northeast Corner | | | | |
| | R LAND & IMPROVEMENTS | T 103 | RESIDENTIAL LAND & IMPROVEMENTS | | | |
| | | 100% Alberta School Foundation Fund | | | | |
| | | Taxable Total: | | | | 545,500 |
| 6124000 | SW-10-23-24-4 54.00 Acres | West of Reserve | | | | |
| | F LAND | T 1 | FARMLAND | | | |
| | | Taxable Total: | | | | 7,190 |
| | | 100% Alberta School Foundation Fund | | | | |
| 6125000 | NE-11-23-24-4 111.00 Acres | N, S & W of Lake | | | | |
| | NR LAND | E 150 | CROWN LAND & IMPR. EXEMPT | | | |
| | | 100% Alberta School Foundation Fund | | | | |
| | | Exempt Total: | | | | 544,290 |
| 6126000 | NE-11-23-24-4 44.00 Acres | SWrly & Most Nrthly Portion | | | | |
| | NR LAND | E 150 | CROWN LAND & IMPR. EXEMPT | | | |
| | | Exempt Total: | | | | 395,110 |



2020 Assessment Roll (Valuation Date 1-July, 2020) 2021 Taxation Year, Wheatland County

Assessment Year: 2020
Tax Year: 2021

| Roll | Legal Address | | | | | | Total |
|---------|---------------------------|---------------------|---|-----|-------------------------------------|----------------|---------|
| | | | 100% Alberta School Foundation Fund | | | | |
| 6127000 | NW-11-23-24-4 | 136.50 Acres | | | | | |
| | NR | LAND | E | 157 | PUBLIC PARKS EXEMPT | Exempt Total: | 592,130 |
| | | | | | 100% Alberta School Foundation Fund | | |
| 6127010 | 9111987 4 NW-11-23-24-4 | 18.43 Acres | Northeast Corner | | | | |
| | 241081 TWP RD 232 | | | | | | |
| | F | LAND & IMPROVEMENTS | T | 1 | FARMLAND | | 1,610 |
| | R | | T | 103 | RESIDENTIAL LAND & IMPROVEMENTS | | 417,490 |
| | | | Taxable Total: | | | | 419,100 |
| | R | | E | 901 | RURAL RESIDENCE EXEMPTION (RAP) | | 1,610 |
| | | | | | 100% Alberta School Foundation Fund | Totals: | 420,710 |
| 6128000 | 3252HX OT NW-11-23-24-4 | 0.23 Acres | Northwest Corner | | | | |
| | R | LAND & IMPROVEMENTS | T | 103 | RESIDENTIAL LAND & IMPROVEMENTS | Taxable Total: | 4,400 |
| | | | | | 100% Alberta School Foundation Fund | | |
| 6129000 | 1711778 9 1 SE-11-23-24-4 | 333.42 Acres | Part Sec 2, 10 & South part of 11 Future Zoo Endangered Species | | | | |
| | 241049 TWP RD 232 | | | | | | |
| | F | LAND & IMPROVEMENTS | T | 1 | FARMLAND | | 41,900 |
| | R | | T | 103 | RESIDENTIAL LAND & IMPROVEMENTS | | 354,700 |
| | | | Taxable Total: | | | | 396,600 |
| | R | | E | 901 | RURAL RESIDENCE EXEMPTION (RAP) | | 41,900 |
| | R | | E | 903 | FARM BUILDING EXEMPT | | 20,440 |
| | | | | | 100% Alberta School Foundation Fund | Exempt Total: | 62,340 |
| | | | | | | Totals: | 458,940 |
| 6129010 | SE-11-23-24-4 | 8.33 Acres | Abnd Road Allowance W of Lake | | | | |
| | NR | LAND | E | 150 | CROWN LAND & IMPR. EXEMPT | Exempt Total: | 193,300 |
| | | | | | 100% Alberta School Foundation Fund | | |
| 6130000 | SE-11-23-24-4 | 17.20 Acres | Portion of Namaka Lake | | | | |
| | NR | LAND | E | 150 | CROWN LAND & IMPR. EXEMPT | Exempt Total: | 252,000 |
| | | | | | 100% Alberta School Foundation Fund | | |
| 6133000 | NE-12-23-24-4 | 102.00 Acres | North of Lake | | | | |
| | NR | LAND | E | 157 | PUBLIC PARKS EXEMPT | Exempt Total: | 527,400 |



2020 Assessment Roll (Valuation Date 1-July, 2020) 2021 Taxation Year, Wheatland County

Assessment Year: 2020
Tax Year: 2021

| Roll | Legal Address | | | | | | Total |
|---------|---------------|----------------------------|-------------------------------------|-----|---------------------------------|----------------|---------|
| | | | 100% Alberta School Foundation Fund | | | | |
| 6134000 | NW-12-23-24-4 | 85.52 Acres | North of Lake | | | | |
| | NR | LAND | E | 157 | PUBLIC PARKS EXEMPT | Exempt Total: | 496,470 |
| | | | 100% Alberta School Foundation Fund | | | | |
| 6135000 | IRR1390 | NW-12-23-24-4 7.48 Acres | CANAL RIGHT OF WAY | | | | |
| | NR | LAND | E | 167 | WESTERN IRRIGATION DIST EXEMPT | Exempt Total: | 7,980 |
| | | | 100% Alberta School Foundation Fund | | | | |
| 6136000 | NE-13-23-24-4 | 159.95 Acres | | | | | |
| | | 232046A RGE RD 240 | | | | | |
| | F | LAND & IMPROVEMENTS | T | 1 | FARMLAND | | 34,140 |
| | R | | T | 103 | RESIDENTIAL LAND & IMPROVEMENTS | | 378,110 |
| | | | Taxable Total: | | | | 412,250 |
| | R | | E | 901 | RURAL RESIDENCE EXEMPTION (RAP) | | 34,140 |
| | R | | E | 903 | FARM BUILDING EXEMPT | | 6,150 |
| | | | 100% The Golden Hills Reg. Div. 15 | | | | |
| | | | Exempt Total: | | | | 40,290 |
| | | | Totals: | | | | 452,540 |
| 6137000 | NW-13-23-24-4 | 157.00 Acres | | | | | |
| | F | LAND | T | 1 | FARMLAND | Taxable Total: | 33,180 |
| | | | 100% Alberta School Foundation Fund | | | | |
| 6137010 | 0310368 1 1 | NW-13-23-24-4 3.00 Acres | NW CORNER | | | | |
| | | 232075 RGE RD 241 | | | | | |
| | R | LAND & IMPROVEMENTS | T | 103 | RESIDENTIAL LAND & IMPROVEMENTS | Taxable Total: | 478,600 |
| | | | 100% Alberta School Foundation Fund | | | | |
| 6139000 | 0110684 1 2 | SE-13-23-24-4 155.87 Acres | | | | | |
| | F | LAND | T | 1 | FARMLAND | Taxable Total: | 36,480 |
| | | | 100% Alberta School Foundation Fund | | | | |
| 6140000 | 0110684 1 1 | SE-13-23-24-4 3.00 Acres | SOUTHEAST CORNER | | | | |
| | | 232004 RGE RD 240 | | | | | |
| | R | LAND & IMPROVEMENTS | T | 103 | RESIDENTIAL LAND & IMPROVEMENTS | Taxable Total: | 437,100 |
| | | | 100% Alberta School Foundation Fund | | | | |
| 6141000 | SW-13-23-24-4 | 87.57 Acres | NE OF CANAL | | | | |



2020 Assessment Roll (Valuation Date 1-July, 2020) 2021 Taxation Year, Wheatland County

Assessment Year: 2020
Tax Year: 2021

| Roll | Legal Address | | | | Total |
|---------|--------------------|---------------------------|-------|-------------------------------------|--------------------------------|
| | F | LAND | T 1 | FARMLAND | Taxable Total: 17,290 |
| | | | | 100% Alberta School Foundation Fund | |
| 6141010 | 0311619 2 1 | SW-13-23-24-4 5.00 Acres | | | SW Corner |
| | 232009 RGE RD 241 | | | | |
| | R | LAND & IMPROVEMENTS | T 103 | RESIDENTIAL LAND & IMPROVEMENTS | Taxable Total: 291,300 |
| | | | | 100% Alberta School Foundation Fund | |
| 6141020 | 1012038 3 1 | SW-13-23-24-4 48.00 Acres | | | SW OF CANAL |
| | 232023A RGE RD 241 | | | | |
| | F | LAND & IMPROVEMENTS | T 1 | FARMLAND | 8,250 |
| | R | | T 103 | RESIDENTIAL LAND & IMPROVEMENTS | 462,150 |
| | | | | Taxable Total: | 470,400 |
| | R | | E 901 | RURAL RESIDENCE EXEMPTION (RAP) | 8,250 |
| | R | | E 903 | FARM BUILDING EXEMPT | 53,440 |
| | | | | 100% Alberta School Foundation Fund | Exempt Total: 61,690 |
| | | | | Totals: | 532,090 |
| 6141500 | IRR703 RW 23 | SW-13-23-24-4 17.42 Acres | | | CANAL |
| | NR | LAND | E 167 | WESTERN IRRIGATION DIST EXEMPT | Exempt Total: 126,640 |
| | | | | 100% Alberta School Foundation Fund | |
| 6142000 | 1911816 4 1 | SE-23-23-24-4 29.93 Acres | | | SE CNR OF LSD 1 & N 1/2 LSD 16 |
| | 232084A RGE RD 241 | | | | |
| | F | LAND & IMPROVEMENTS | T 1 | FARMLAND | 6,320 |
| | R | | T 103 | RESIDENTIAL LAND & IMPROVEMENTS | 465,180 |
| | | | | Taxable Total: | 471,500 |
| | R | | E 901 | RURAL RESIDENCE EXEMPTION (RAP) | 6,320 |
| | R | | E 903 | FARM BUILDING EXEMPT | 23,930 |
| | | | | 100% Alberta School Foundation Fund | Exempt Total: 30,250 |
| | | | | Totals: | 501,750 |
| 6142009 | 1012978 1 1 | NE-14-23-24-4 4.00 Acres | | | N:120.69m OF SE CORNER |
| | 232052 RGE RD 241 | | | | |
| | R | LAND & IMPROVEMENTS | T 103 | RESIDENTIAL LAND & IMPROVEMENTS | Taxable Total: 701,900 |
| | | | | 100% Alberta School Foundation Fund | |
| 6142010 | 1012978 1 2 | NE-14-23-24-4 6.00 Acres | | | Southeast Corner |
| | 232046 RGE RD 241 | | | | |
| | F | LAND & IMPROVEMENTS | T 1 | FARMLAND | 510 |
| | R | | T 103 | RESIDENTIAL LAND & IMPROVEMENTS | 468,590 |
| | | | | Taxable Total: | 469,100 |



2020 Assessment Roll (Valuation Date 1-July, 2020) 2021 Taxation Year, Wheatland County

Assessment Year: 2020
Tax Year: 2021

| Roll | Legal Address | | | | | | Total |
|---------|---------------|--------------------------|---|------|---------------------------------|------------------|---------|
| | R | | E | 901 | RURAL RESIDENCE EXEMPTION (RAP) | | 510 |
| | | | | 100% | Alberta School Foundation Fund | Totals: | 469,610 |
| 6143000 | NW-14-23-24-4 | 160.00 Acres | | | | | |
| | F | LAND | T | 1 | FARMLAND | Taxable Total: | 31,340 |
| | | | | 100% | Alberta School Foundation Fund | | |
| 6144000 | SE-14-23-24-4 | 152.69 Acres | | | | | |
| | F | LAND | T | 1 | FARMLAND | Taxable Total: | 34,750 |
| | | | | 100% | Alberta School Foundation Fund | | |
| 6145000 | SW-14-23-24-4 | 154.99 Acres | | | | | |
| | | 241046 TWP RD 232 | | | | | |
| | F | LAND & IMPROVEMENTS | T | 1 | FARMLAND | | 23,110 |
| | R | | T | 103 | RESIDENTIAL LAND & IMPROVEMENTS | | 694,990 |
| | | | | | | Taxable Total: | 718,100 |
| | R | | E | 901 | RURAL RESIDENCE EXEMPTION (RAP) | | 23,110 |
| | R | | E | 903 | FARM BUILDING EXEMPT | | 43,990 |
| | | | | 100% | Alberta School Foundation Fund | Exempt Total: | 67,100 |
| | | | | | | Totals: | 785,200 |
| 6145010 | 0111634 2 1 | SW-14-23-24-4 3.00 Acres | | | | SOUTHWEST CORNER | |
| | | 232003 RGE RD 242 | | | | | |
| | R | LAND & IMPROVEMENTS | T | 103 | RESIDENTIAL LAND & IMPROVEMENTS | Taxable Total: | 304,800 |
| | | | | 100% | Christ The Redeemer Reg. 3 | | |
| 6146000 | NE-15-23-24-4 | 155.98 Acres | | | | | |
| | F | LAND | T | 1 | FARMLAND | Taxable Total: | 10,400 |
| | | | | 100% | Alberta School Foundation Fund | | |
| 6147000 | NW-15-23-24-4 | 145.05 Acres | | | | | |
| | | 232071 RGE RD 243 | | | | | |
| | F | LAND & IMPROVEMENTS | T | 1 | FARMLAND | | 15,670 |
| | R | | T | 103 | RESIDENTIAL LAND & IMPROVEMENTS | | 569,830 |
| | | | | | | Taxable Total: | 585,500 |
| | R | | E | 901 | RURAL RESIDENCE EXEMPTION (RAP) | | 15,670 |
| | | | | 100% | Christ The Redeemer Reg. 3 | Totals: | 601,170 |
| 6147010 | 9511508 1 1 | NW-15-23-24-4 9.48 Acres | | | | Southwest Corner | |
| | | 232053 RGE RD 243 | | | | | |



2020 Assessment Roll (Valuation Date 1-July, 2020) 2021 Taxation Year, Wheatland County

Assessment Year: 2020
Tax Year: 2021

| Roll | Legal Address | | | | Total |
|---------|--------------------------------------|---------------------|--------------------|---|---------|
| 6148000 | F | LAND & IMPROVEMENTS | T | 1 FARMLAND | 550 |
| | R | | T | 103 RESIDENTIAL LAND & IMPROVEMENTS | 362,350 |
| | | | | Taxable Total: | 362,900 |
| | R | | E | 901 RURAL RESIDENCE EXEMPTION (RAP) | 550 |
| | R | | E | 903 FARM BUILDING EXEMPT | 5,010 |
| | | | | 100% Alberta School Foundation Fund Exempt Total: | 5,560 |
| | | | | Totals: | 368,460 |
| 6148000 | SE-15-23-24-4 146.00 Acres | | | | |
| | 232018 RGE RD 242 | | | | |
| 6148010 | F | LAND & IMPROVEMENTS | T | 1 FARMLAND | 13,830 |
| | R | | T | 103 RESIDENTIAL LAND & IMPROVEMENTS | 378,600 |
| | | | | Taxable Total: | 392,430 |
| | R | | E | 901 RURAL RESIDENCE EXEMPTION (RAP) | 14,100 |
| | R | | E | 903 FARM BUILDING EXEMPT | 57,600 |
| | | | | 100% The Golden Hills Reg. Div. 15 Exempt Total: | 71,700 |
| | | | | Totals: | 464,130 |
| 6148010 | 9311185 1 SE-15-23-24-4 3.00 Acres | | SOUTHWEST Corner | | |
| | 242042 TWP RD 232 | | | | |
| 6148020 | R | LAND & IMPROVEMENTS | T | 103 RESIDENTIAL LAND & IMPROVEMENTS | 439,700 |
| | | | | 100% Alberta School Foundation Fund | |
| 6148020 | 0915489 2 1 SE-15-23-24-4 3.00 Acres | | 92m N of SE Corner | | |
| 6148030 | F | LAND | T | 1 FARMLAND | 270 |
| | | | | 100% The Golden Hills Reg. Div. 15 | |
| | | | | Taxable Total: | |
| 6148030 | 0915489 2 2 SE-15-23-24-4 2.99 Acres | | SE CORNER | | |
| | 232004 RGE RD 242 | | | | |
| 6148040 | R | LAND & IMPROVEMENTS | T | 103 RESIDENTIAL LAND & IMPROVEMENTS | 662,200 |
| | | | | 100% Alberta School Foundation Fund | |
| 6148040 | 0915489 2 3 SE-15-23-24-4 2.99 Acres | | 92m E of SW Corner | | |
| | 242036 TWP RD 232 | | | | |
| 6149000 | R | LAND & IMPROVEMENTS | T | 103 RESIDENTIAL LAND & IMPROVEMENTS | 349,200 |
| | | | | 100% Alberta School Foundation Fund | |
| | | | | Taxable Total: | |
| 6149000 | SW-15-23-24-4 118.99 Acres | | North of Railway | | |
| | 242044 TWP RD 232 | | | | |
| 6149000 | F | LAND & IMPROVEMENTS | T | 1 FARMLAND | 15,040 |
| | R | | T | 103 RESIDENTIAL LAND & IMPROVEMENTS | 358,410 |
| | | | | Taxable Total: | 373,450 |



2020 Assessment Roll (Valuation Date 1-July, 2020) 2021 Taxation Year, Wheatland County

Assessment Year: 2020
Tax Year: 2021

| Roll | Legal Address | | | | Total |
|---------|-----------------------|----------------------------|-------|---------------------------------|---------|
| 6150000 | R | | E 901 | RURAL RESIDENCE EXEMPTION (RAP) | 15,040 |
| | R | | E 903 | FARM BUILDING EXEMPT | 5,650 |
| | | | 100% | Alberta School Foundation Fund | |
| | | | | Exempt Total: | 20,690 |
| | | | | Totals: | 394,140 |
| 6150000 | SW-15-23-24-4 | 22.22 Acres | | South of Railway ROW | |
| | 242072 TWP RD 232 | | | | |
| | F LAND & IMPROVEMENTS | | T 1 | FARMLAND | 1,890 |
| | R | | T 103 | RESIDENTIAL LAND & IMPROVEMENTS | 547,400 |
| | | | | Taxable Total: | 549,290 |
| | R | | E 901 | RURAL RESIDENCE EXEMPTION (RAP) | 2,100 |
| | | | 100% | Alberta School Foundation Fund | |
| | | | | Totals: | 551,390 |
| 6150010 | RY11 SW-15-23-24-4 | 11.01 Acres | | RAILWAY RIGHT OF WAY | |
| | 242054 TWP RD 232 | | | | |
| | F LAND & IMPROVEMENTS | | T 1 | FARMLAND | 680 |
| | R | | T 103 | RESIDENTIAL LAND & IMPROVEMENTS | 116,720 |
| | | | | Taxable Total: | 117,400 |
| | R | | E 901 | RURAL RESIDENCE EXEMPTION (RAP) | 680 |
| | R | | E 903 | FARM BUILDING EXEMPT | 6,110 |
| | | | 100% | Alberta School Foundation Fund | |
| | | | | Exempt Total: | 6,790 |
| | | | | Totals: | 124,190 |
| 6150020 | 1014042 1 1 | SW-15-23-24-4 3.00 Acres | | 200m N OF SW CORNER | |
| | F LAND | | T 1 | FARMLAND | |
| | | | 100% | Alberta School Foundation Fund | |
| | | | | Taxable Total: | 210 |
| 6151000 | SW-15-23-24-4 | 3.00 Acres | | Northwest Corner | |
| | 232037 RGE RD 243 | | | | |
| | R LAND & IMPROVEMENTS | | T 103 | RESIDENTIAL LAND & IMPROVEMENTS | 426,390 |
| | R | | E 901 | RURAL RESIDENCE EXEMPTION (RAP) | 11,010 |
| | | | 100% | Alberta School Foundation Fund | |
| | | | | Totals: | 437,400 |
| 6153000 | 0110481 7 | N -16-23-24-4 126.25 Acres | | NW PART NW-QRT & SW PT NE-QRT | |
| | 232053 RGE RD 243A | | | | |
| | F LAND & IMPROVEMENTS | | T 1 | FARMLAND | 10,200 |
| | R | | T 103 | RESIDENTIAL LAND & IMPROVEMENTS | 431,600 |
| | | | | Taxable Total: | 441,800 |
| | R | | E 901 | RURAL RESIDENCE EXEMPTION (RAP) | 10,200 |
| | | | 100% | Alberta School Foundation Fund | |
| | | | | Totals: | 452,000 |



2020 Assessment Roll (Valuation Date 1-July, 2020) 2021 Taxation Year, Wheatland County

Assessment Year: 2020
Tax Year: 2021

| Roll | Legal Address | | | | Total |
|---------|---------------------|---------------------|--------------|--|----------------|
| 6153010 | 9410462 6 | NE-16-23-24-4 | 4.13 Acres | Southwet Corner LSD 9 | |
| | 36 1 AVE | | | | |
| | R | LAND & IMPROVEMENTS | T 103 | RESIDENTIAL LAND & IMPROVEMENTS Taxable Total: | 348,900 |
| | | | | 100% Alberta School Foundation Fund | |
| 6154000 | 0012849 OT | N -16-23-24-4 | 13.70 Acres | Drainage Right of Way | |
| | NR | LAND | E 167 | WESTERN IRRIGATION DIST EXEMPT Exempt Total: | 14,610 |
| | | | | 100% Alberta School Foundation Fund | |
| 6156000 | 0110481 8 | N -16-23-24-4 | 71.86 Acres | NORTHEAST PORTION | |
| | 232070 RGE RD 243 | | | | |
| | F | LAND & IMPROVEMENTS | T 1 | FARMLAND | 6,500 |
| | R | | T 103 | RESIDENTIAL LAND & IMPROVEMENTS | 283,000 |
| | | | | Taxable Total: | 289,500 |
| | R | | E 901 | RURAL RESIDENCE EXEMPTION (RAP) | 6,500 |
| | | | | 100% Alberta School Foundation Fund | |
| | | | | Totals: | 296,000 |
| 6156010 | 0113378 9 1 | NW-16-23-24-4 | 8.02 Acres | ABAND. R/R PARCEL | |
| | 232052A RGE RD 243A | | | | |
| | R | LAND & IMPROVEMENTS | T 103 | RESIDENTIAL LAND & IMPROVEMENTS Taxable Total: | 403,300 |
| | | | | 100% Alberta School Foundation Fund | |
| 6157010 | 9110987 1 | NW-16-23-24-4 | 1.20 Acres | Southeast Corner | |
| | 232047 RGE RD 243A | | | | |
| | R | LAND & IMPROVEMENTS | T 103 | RESIDENTIAL LAND & IMPROVEMENTS Taxable Total: | 291,400 |
| | | | | 100% Alberta School Foundation Fund | |
| 6161000 | PT-16-23-24-4 | | 329.21 Acres | NW,SE,SW QRTS SOUTH OF RAIL | |
| | F | LAND | T 1 | FARMLAND | |
| | | | | 100% Alberta School Foundation Fund | |
| | | | | Taxable Total: | 44,030 |
| 6161010 | 0113375 10 6 | SE-16-23-24-4 | 18.04 Acres | | |
| | R | LAND | T 104 | RESIDENTIAL VACANT LAND | |
| | | | | 100% Alberta School Foundation Fund | |
| | | | | Taxable Total: | 205,500 |
| 6162000 | NE-17-23-24-4 | | 160.00 Acres | | |
| | F | LAND | T 1 | FARMLAND | |
| | | | | 100% Alberta School Foundation Fund | |
| | | | | Taxable Total: | 14,450 |



2020 Assessment Roll (Valuation Date 1-July, 2020) 2021 Taxation Year, Wheatland County

Assessment Year: 2020
Tax Year: 2021

| Roll | Legal Address | | | | | | Total |
|---------|---------------------------|---------------------|-------------------|-----|-------------------------------------|----------------|---------|
| 6163000 | NW-17-23-24-4 | 80.00 Acres | LSD 11 & 14 | | | | |
| | F | LAND | T | 1 | FARMLAND | Taxable Total: | 9,180 |
| | | | | | 100% Alberta School Foundation Fund | | |
| 6164000 | 0814175 1 1 NW-17-23-24-4 | 20.43 Acres | North West Corner | | | | |
| | | 232075 RGE RD 245 | | | | | |
| | F | LAND & IMPROVEMENTS | T | 1 | FARMLAND | | 1,740 |
| | R | | T | 103 | RESIDENTIAL LAND & IMPROVEMENTS | | 454,140 |
| | | | | | Taxable Total: | | 455,880 |
| | R | | E | 901 | RURAL RESIDENCE EXEMPTION (RAP) | | 5,490 |
| | R | | E | 903 | FARM BUILDING EXEMPT | | 75,530 |
| | | | | | 100% The Golden Hills Reg. Div. 15 | Exempt Total: | 81,020 |
| | | | | | Totals: | | 536,900 |
| 6164010 | 0814175 1 2 NW-17-23-24-4 | 19.99 Acres | SW Corner LSD 13 | | | | |
| | | 232065 RGE RD 245 | | | | | |
| | F | LAND | T | 1 | FARMLAND | Taxable Total: | 1,950 |
| | | | | | 100% Alberta School Foundation Fund | | |
| 6164020 | 0814175 1 3 NW-17-23-24-4 | 19.99 Acres | NW Corner LSD 12 | | | | |
| | | 232057 RGE RD 245 | | | | | |
| | F | LAND & IMPROVEMENTS | T | 1 | FARMLAND | | 1,800 |
| | R | | T | 103 | RESIDENTIAL LAND & IMPROVEMENTS | | 398,100 |
| | | | | | 100% The Golden Hills Reg. Div. 15 | Taxable Total: | 399,900 |
| 6164030 | 0814175 1 4 NW-17-23-24-4 | 19.99 Acres | SW Corner LSD 12 | | | | |
| | | 232049 RGE RD 245 | | | | | |
| | F | LAND & IMPROVEMENTS | T | 1 | FARMLAND | | 1,810 |
| | R | | T | 103 | RESIDENTIAL LAND & IMPROVEMENTS | | 414,790 |
| | | | | | Taxable Total: | | 416,600 |
| | R | | E | 901 | RURAL RESIDENCE EXEMPTION (RAP) | | 1,810 |
| | | | | | 100% Alberta School Foundation Fund | Totals: | 418,410 |
| 6165000 | SE-17-23-24-4 | 156.01 Acres | | | | | |
| | | 244042 TWP RD 232 | | | | | |
| | F | LAND & IMPROVEMENTS | T | 1 | FARMLAND | | 23,720 |
| | R | | T | 103 | RESIDENTIAL LAND & IMPROVEMENTS | | 540,480 |
| | | | | | Taxable Total: | | 564,200 |
| | R | | E | 901 | RURAL RESIDENCE EXEMPTION (RAP) | | 23,720 |
| | R | | E | 903 | FARM BUILDING EXEMPT | | 88,340 |
| | | | | | Exempt Total: | | 112,060 |



2020 Assessment Roll (Valuation Date 1-July, 2020) 2021 Taxation Year, Wheatland County

Assessment Year: 2020
Tax Year: 2021

| Roll | Legal Address | 100% Alberta School Foundation Fund | | | | Total |
|---------|---|-------------------------------------|---------------------------------|--|-------------------------------------|------------------------|
| | | | | | Totals: | 676,260 |
| 6165010 | 9811279 1 SE-17-23-24-4 2.99 Acres 244004 TWP RD 232 | SOUTHEAST CORNER | | | | |
| | R LAND & IMPROVEMENTS | T 103 | RESIDENTIAL LAND & IMPROVEMENTS | | | 408,200 |
| | R | E 903 | FARM BUILDING EXEMPT | | | 5,040 |
| | | | | | 100% Alberta School Foundation Fund | Totals: 413,240 |
| 6166000 | SW-17-23-24-4 79.50 Acres | LSD 3 & 6 | | | | |
| | F LAND | T 1 | FARMLAND | | | Taxable Total: 7,670 |
| | | | | | 100% Alberta School Foundation Fund | |
| 6167000 | SW-17-23-24-4 79.50 Acres 232025 RGE RD 245 | W 1/2 | | | | |
| | F LAND & IMPROVEMENTS | T 1 | FARMLAND | | | 8,750 |
| | R | T 103 | RESIDENTIAL LAND & IMPROVEMENTS | | | 308,100 |
| | | Taxable Total: 316,850 | | | | |
| | R | E 901 | RURAL RESIDENCE EXEMPTION (RAP) | | | 8,750 |
| | R | E 903 | FARM BUILDING EXEMPT | | | 170,860 |
| | | | | | 100% Alberta School Foundation Fund | Exempt Total: 179,610 |
| | | | | | Totals: | 496,460 |
| 6168000 | 9912662 2 1 N -18-23-24-4 157.65 Acres 232072 RGE RD 245 | N1/2 of NE & NW QRTS | | | | |
| | F LAND & IMPROVEMENTS | T 1 | FARMLAND | | | 18,720 |
| | R | T 103 | RESIDENTIAL LAND & IMPROVEMENTS | | | 320,580 |
| | | Taxable Total: 339,300 | | | | |
| | R | E 901 | RURAL RESIDENCE EXEMPTION (RAP) | | | 18,720 |
| | | | | | 100% Alberta School Foundation Fund | Totals: 358,020 |
| 6168010 | 9813123 1 NE-18-23-24-4 2.99 Acres 232044A RGE RD 245 | SOUTHEAST CORNER | | | | |
| | R LAND & IMPROVEMENTS | T 103 | RESIDENTIAL LAND & IMPROVEMENTS | | | Taxable Total: 602,600 |
| | | | | | 100% Alberta School Foundation Fund | |
| 6168020 | 9912662 2 3 NE-18-23-24-4 2.99 Acres 232068 RGE RD 245 | S. E. CORNER OF N1/2 OF QRT | | | | |
| | R LAND & IMPROVEMENTS | T 103 | RESIDENTIAL LAND & IMPROVEMENTS | | | 521,650 |
| | R | E 903 | FARM BUILDING EXEMPT | | | 20,650 |
| | | | | | 100% Alberta School Foundation Fund | Totals: 542,300 |



2020 Assessment Roll (Valuation Date 1-July, 2020) 2021 Taxation Year, Wheatland County

Assessment Year: 2020
Tax Year: 2021

| Roll | Legal Address | Total |
|---------|---|--|
| 6169000 | 0716218 2 3 N -18-23-24-4 101.59 Acres 232060 RGE RD 245 | LSD 9-SE CRNR, LSD10 & E1/2 11 |
| | F LAND & IMPROVEMENTS | 12,580 |
| | R | 745,510 |
| | T 1 FARMLAND | |
| | T 103 RESIDENTIAL LAND & IMPROVEMENTS | |
| | Taxable Total: | 758,090 |
| | R | 12,580 |
| | E 901 RURAL RESIDENCE EXEMPTION (RAP) | 448,610 |
| | E 903 FARM BUILDING EXEMPT | |
| | 100% The Golden Hills Reg. Div. 15 | 461,190 |
| | Exempt Total: | 1,219,280 |
| | Totals: | |
| 6169010 | 0716218 2 4 N -18-23-24-4 44.47 Acres 232045 RGE RD 250 | E 1/2 LSD 12 & W 1/2 LSD 11 Mane Stage Stables |
| | F LAND & IMPROVEMENTS | 3,880 |
| | R | 293,780 |
| | NR | 322,390 |
| | T 1 FARMLAND | |
| | T 103 RESIDENTIAL LAND & IMPROVEMENTS | |
| | T 105 NON-RESEIDENTIAL LAND & IMPROVEMENTS | |
| | Taxable Total: | 620,050 |
| | R | 3,880 |
| | E 901 RURAL RESIDENCE EXEMPTION (RAP) | 104,710 |
| | E 903 FARM BUILDING EXEMPT | |
| | 100% Alberta School Foundation Fund | 108,590 |
| | Exempt Total: | 728,640 |
| | Totals: | |
| 6169020 | 1413157 2 5 NW-18-23-24-4 3.48 Acres 232047 RGE RD 250 | 49m N of SW Corner LSD 12 |
| | R LAND & IMPROVEMENTS | |
| | T 103 RESIDENTIAL LAND & IMPROVEMENTS | |
| | 100% Alberta School Foundation Fund | |
| | Taxable Total: | 337,400 |
| 6169030 | 1413157 2 6 NW-18-23-24-4 4.07 Acres 232055 RGE RD 250 | 183m N of SW Corner LSD 12 |
| | R LAND & IMPROVEMENTS | |
| | T 103 RESIDENTIAL LAND & IMPROVEMENTS | |
| | 100% Alberta School Foundation Fund | |
| | Taxable Total: | 170,300 |
| 6169040 | 1413157 2 7 NW-18-23-24-4 4.07 Acres 232057 RGE RD 250 | NW Corner LSD 12 |
| | R LAND & IMPROVEMENTS | |
| | T 103 RESIDENTIAL LAND & IMPROVEMENTS | |
| | 100% Alberta School Foundation Fund | |
| | Taxable Total: | 190,100 |
| 6170000 | SE-18-23-24-4 156.01 Acres | |
| | F LAND | |
| | T 1 FARMLAND | |
| | 100% Christ The Redeemer Reg. 3 | |
| | Taxable Total: | 22,770 |
| 6170010 | 9811277 1 SE-18-23-24-4 2.99 Acres 232006 RGE RD 245 | SOUTHEAST CORNER |



2020 Assessment Roll (Valuation Date 1-July, 2020) 2021 Taxation Year, Wheatland County

Assessment Year: 2020
Tax Year: 2021

| Roll | Legal Address | | | | Total |
|---------|---------------------------|---------------------|-------|--|---------|
| 6171000 | R | LAND & IMPROVEMENTS | T 103 | RESIDENTIAL LAND & IMPROVEMENTS Taxable Total: | 554,100 |
| | | | | 100% Alberta School Foundation Fund | |
| | SW-18-23-24-4 | 156.01 Acres | | | |
| 6171010 | F | LAND | T 1 | FARMLAND Taxable Total: | 18,170 |
| | | | | 100% Alberta School Foundation Fund | |
| | 9811278 1 SW-18-23-24-4 | 2.99 Acres | | | |
| | 245080 TWP RD 232 | | | SOUTHWEST CORNER | |
| 6172000 | R | LAND & IMPROVEMENTS | T 103 | RESIDENTIAL LAND & IMPROVEMENTS Taxable Total: | 511,800 |
| | | | | 100% Christ The Redeemer Reg. 3 | |
| | NE-19-23-24-4 | 144.40 Acres | | | |
| 6172010 | F | LAND | T 1 | FARMLAND Taxable Total: | 20,430 |
| | | | | 100% Alberta School Foundation Fund | |
| | RY11 RLY 23 NE-19-23-24-4 | 1.55 Acres | | | |
| | 233082A RGE RD 245 | | | Abandoned Railway | |
| 6172020 | R | LAND & IMPROVEMENTS | T 103 | RESIDENTIAL LAND & IMPROVEMENTS Taxable Total: | 599,600 |
| | | | | 100% Christ The Redeemer Reg. 3 | |
| | 9912976 1 NE-19-23-24-4 | 4.05 Acres | | | |
| | 233076 RGE RD 245 | | | NORTHEAST CORNER | |
| 6172030 | R | LAND & IMPROVEMENTS | T 103 | RESIDENTIAL LAND & IMPROVEMENTS Taxable Total: | 469,400 |
| | | | | 100% Alberta School Foundation Fund | |
| | 0912754 2 1 NE-19-23-24-4 | 9.25 Acres | | | |
| | 233064 RGE RD 245 | | | SE PART LSD 16 Eagle Lake Boarding Kennel | |
| | F | LAND & IMPROVEMENTS | T 1 | FARMLAND | 450 |
| | R | | T 103 | RESIDENTIAL LAND & IMPROVEMENTS | 340,100 |
| | NR | | T 105 | NON-RESEIDENTIAL LAND & IMPROVEMENTS | 159,590 |
| | | | | Taxable Total: | 500,140 |
| | R | | E 903 | FARM BUILDING EXEMPT | 22,550 |
| | | | | 100% Alberta School Foundation Fund | |
| | | | | Totals: | 522,690 |
| 6174000 | NW-19-23-24-4 | 132.90 Acres | | | |
| | 233069 RGE RD 250 | | | | |
| | F | LAND & IMPROVEMENTS | T 1 | FARMLAND | 11,770 |
| | R | | E 903 | FARM BUILDING EXEMPT | 29,320 |
| | | | | 100% Alberta School Foundation Fund | |
| | | | | Totals: | 41,090 |



2020 Assessment Roll (Valuation Date 1-July, 2020) 2021 Taxation Year, Wheatland County

Assessment Year: 2020
Tax Year: 2021

| Roll | Legal Address | Total |
|---------|---|--|
| 6174010 | 0212911 1 1 NW-19-23-24-4 3.00 Acres 233043 RGE RD 250 R LAND & IMPROVEMENTS T 103 RESIDENTIAL LAND & IMPROVEMENTS Taxable Total: 100% Alberta School Foundation Fund | SOUTHWEST CORNER 519,900 |
| 6174020 | 1612139 1 2 NW-19-23-24-4 7.00 Acres 233047 RGE RD 250 R LAND & IMPROVEMENTS T 103 RESIDENTIAL LAND & IMPROVEMENTS Taxable Total: 100% Alberta School Foundation Fund | 91.4m North of SW corner 347,400 |
| 6174030 | 1612139 1 3 NW-19-23-24-4 7.00 Acres 233055 RGE RD 250 F LAND & IMPROVEMENTS R R R | 196.37m North of SW Corner T 1 FARMLAND 430 T 103 RESIDENTIAL LAND & IMPROVEMENTS 435,370 Taxable Total: 435,800 E 901 RURAL RESIDENCE EXEMPTION (RAP) 430 E 903 FARM BUILDING EXEMPT 40,560 100% Alberta School Foundation Fund Exempt Total: 40,990 Totals: 476,790 |
| 6174040 | 1612139 1 4 NW-19-23-24-4 7.00 Acres 233057 RGE RD 250 F LAND & IMPROVEMENTS R R R | 301m North of SW corner T 1 FARMLAND 430 T 103 RESIDENTIAL LAND & IMPROVEMENTS 403,270 Taxable Total: 403,700 E 901 RURAL RESIDENCE EXEMPTION (RAP) 430 E 903 FARM BUILDING EXEMPT 4,540 100% Alberta School Foundation Fund Exempt Total: 4,970 Totals: 408,670 |
| 6175000 | 9913137 2 S -19-23-24-4 157.60 Acres F LAND T 1 FARMLAND 100% Alberta School Foundation Fund | NORTH HALF OF SE & SW QRT'S Taxable Total: 16,680 |
| 6175010 | 9813221 1 SE-19-23-24-4 3.00 Acres 233034 RGE RD 245 R LAND & IMPROVEMENTS T 103 RESIDENTIAL LAND & IMPROVEMENTS Taxable Total: 100% Alberta School Foundation Fund | NORTHEAST CORNER 337,900 |
| 6175020 | 9913137 4 SE-19-23-24-4 2.99 Acres 232084 RGE RD 245 R LAND & IMPROVEMENTS T 103 RESIDENTIAL LAND & IMPROVEMENTS Taxable Total: | SOUTHEAST CORNER 323,900 |



2020 Assessment Roll (Valuation Date 1-July, 2020) 2021 Taxation Year, Wheatland County

Assessment Year: 2020
Tax Year: 2021

| Roll | Legal Address | | | | | Total |
|---------|--|---|--------------------------------------|--|---------|---------|
| | | 100% Alberta School Foundation Fund | | | | |
| 6176000 | 9913137 3 S -19-23-24-4 147.60 Acres 233020 RGE RD 245 | SOUTH HALF OF SE & SW QRT'S | | | | |
| | F LAND & IMPROVEMENTS | T 1 | FARMLAND | | 16,970 | |
| | R | T 103 | RESIDENTIAL LAND & IMPROVEMENTS | | 298,770 | |
| | | Taxable Total: | | | | 315,740 |
| | R | E 901 | RURAL RESIDENCE EXEMPTION (RAP) | | 18,030 | |
| | | 100% Alberta School Foundation Fund | | | | |
| | | Totals: | | | | 333,770 |
| 6176010 | 1810454 3 1 SW-19-23-24-4 5.00 Acres | 100 M North of SW Corner LSD 4 | | | | |
| | F LAND | T 1 | FARMLAND | | | |
| | | 100% Alberta School Foundation Fund | | | | |
| | | Taxable Total: | | | | 530 |
| 6176020 | 1810454 3 2 SW-19-23-24-4 5.00 Acres | SW Corner of LSD 4 | | | | |
| | F LAND | T 1 | FARMLAND | | | |
| | | 100% Alberta School Foundation Fund | | | | |
| | | Taxable Total: | | | | 530 |
| 6177000 | NE-20-23-24-4 140.00 Acres | NE OF RY11 | | | | |
| | F LAND | T 1 | FARMLAND | | | |
| | | 100% Alberta School Foundation Fund | | | | |
| | | Taxable Total: | | | | 14,900 |
| 6178000 | NE-20-23-24-4 12.60 Acres 233041 RGE RD 245 | Southwest Corner Personally For You Nails | | | | |
| | F LAND & IMPROVEMENTS | T 1 | FARMLAND | | 1,230 | |
| | R | T 103 | RESIDENTIAL LAND & IMPROVEMENTS | | 301,320 | |
| | NR | T 105 | NON-RESEIDENTIAL LAND & IMPROVEMENTS | | 21,550 | |
| | | Taxable Total: | | | | 324,100 |
| | R | E 901 | RURAL RESIDENCE EXEMPTION (RAP) | | 1,230 | |
| | | 100% Christ The Redeemer Reg. 3 | | | | |
| | | Totals: | | | | 325,330 |
| 6179000 | RY11 RLY 23 NE-20-23-24-4 7.40 Acres 233079B RGE RD 245 | | | | | |
| | F LAND & IMPROVEMENTS | T 1 | FARMLAND | | 420 | |
| | R | T 103 | RESIDENTIAL LAND & IMPROVEMENTS | | 252,980 | |
| | | Taxable Total: | | | | 253,400 |
| | R | E 901 | RURAL RESIDENCE EXEMPTION (RAP) | | 420 | |
| | | 100% Alberta School Foundation Fund | | | | |
| | | Totals: | | | | 253,820 |



2020 Assessment Roll (Valuation Date 1-July, 2020) 2021 Taxation Year, Wheatland County

Assessment Year: 2020
Tax Year: 2021

| Roll | Legal Address | | | | Total |
|---------|---|--------------|---------------------------------------|------------------|---------|
| 6180000 | NW-20-23-24-4 | 93.26 Acres | | South of Railway | |
| | F LAND | | T 1 FARMLAND | Taxable Total: | 13,030 |
| | | | 100% Alberta School Foundation Fund | | |
| 6180010 | 9410827 1 NW-20-23-24-4 3.70 Acres 233075 RGE RD 245 | | | Northwest Corner | |
| | R LAND & IMPROVEMENTS | | T 103 RESIDENTIAL LAND & IMPROVEMENTS | Taxable Total: | 372,000 |
| | | | 100% Alberta School Foundation Fund | | |
| 6181000 | NW-20-23-24-4 | 49.37 Acres | | NE OF RY11 | |
| | F LAND | | T 1 FARMLAND | Taxable Total: | 3,880 |
| | | | 100% Alberta School Foundation Fund | | |
| 6182000 | RY11 NW-20-23-24-4 13.67 Acres 233079A RGE RD 245 | | | | |
| | F LAND & IMPROVEMENTS | | T 1 FARMLAND | | 1,010 |
| | R | | T 103 RESIDENTIAL LAND & IMPROVEMENTS | | 314,690 |
| | | | | Taxable Total: | 315,700 |
| | R | | E 901 RURAL RESIDENCE EXEMPTION (RAP) | | 1,010 |
| | | | 100% The Golden Hills Reg. Div. 15 | Totals: | 316,710 |
| 6183000 | SE-20-23-24-4 | 110.32 Acres | | West of Railway | |
| | F LAND | | T 1 FARMLAND | Taxable Total: | 16,400 |
| | | | 100% Alberta School Foundation Fund | | |
| 6184000 | SE-20-23-24-4 | 37.00 Acres | | NE OF RY11 | |
| | F LAND | | T 1 FARMLAND | Taxable Total: | 3,850 |
| | | | 100% Christ The Redeemer Reg. 3 | | |
| 6186000 | SW-20-23-24-4 | 80.00 Acres | | LSD 3 & 6 | |
| | F LAND | | T 1 FARMLAND | Taxable Total: | 11,760 |
| | | | 100% Alberta School Foundation Fund | | |
| 6187000 | 9611277 1 SW-20-23-24-4 77.19 Acres 233011A RGE RD 245 | | | West Half | |
| | F LAND & IMPROVEMENTS | | T 1 FARMLAND | | 10,940 |
| | R | | T 103 RESIDENTIAL LAND & IMPROVEMENTS | | 396,450 |
| | | | | Taxable Total: | 407,390 |



2020 Assessment Roll (Valuation Date 1-July, 2020) 2021 Taxation Year, Wheatland County

Assessment Year: 2020
Tax Year: 2021

| Roll | Legal Address | | | | Total |
|---------|--|-------|---------------------------------|-----------------------|---------|
| | R | E 901 | RURAL RESIDENCE EXEMPTION (RAP) | | 11,250 |
| | | 100% | Christ The Redeemer Reg. 3 | Totals: | 418,640 |
| 6187005 | 1212934 2 1 SW-20-23-24-4 3.00 Acres | | | NW CORNER LSD 4 | |
| | F LAND | T 1 | FARMLAND | Taxable Total: | 310 |
| | | 100% | Christ The Redeemer Reg. 3 | | |
| 6187010 | RY11 SE-20-23-24-4 12.68 Acres 233079C RGE RD 245 | | | | |
| | F LAND & IMPROVEMENTS | T 1 | FARMLAND | | 1,010 |
| | R | T 103 | RESIDENTIAL LAND & IMPROVEMENTS | | 291,930 |
| | | | | Taxable Total: | 292,940 |
| | R | E 901 | RURAL RESIDENCE EXEMPTION (RAP) | | 1,010 |
| | R | E 903 | FARM BUILDING EXEMPT | | 13,640 |
| | | 100% | Alberta School Foundation Fund | Exempt Total: | 14,650 |
| | | | | Totals: | 307,590 |
| 6188000 | NE-21-23-24-4 160.00 Acres | | | Eagle Lake Future ASP | |
| | F LAND | T 1 | FARMLAND | Taxable Total: | 17,020 |
| | | 100% | Alberta School Foundation Fund | | |
| 6189000 | NW-21-23-24-4 153.36 Acres | | | | |
| | F LAND | T 1 | FARMLAND | Taxable Total: | 14,940 |
| | | 100% | Alberta School Foundation Fund | | |
| 6189010 | RW541 NW-21-23-24-4 7.79 Acres | | | Drainage ditch R of W | |
| | NR LAND | E 167 | WESTERN IRRIGATION DIST EXEMPT | Exempt Total: | 8,310 |
| | | 100% | Alberta School Foundation Fund | | |
| 6190000 | SE-21-23-24-4 160.00 Acres | | | | |
| | F LAND | T 1 | FARMLAND | Taxable Total: | 15,430 |
| | | 100% | Christ The Redeemer Reg. 3 | | |
| 6191000 | SW-21-23-24-4 78.20 Acres | | | West Half LSD 4 & 5 | |
| | F LAND | T 1 | FARMLAND | Taxable Total: | 5,530 |
| | | 100% | Alberta School Foundation Fund | | |



2020 Assessment Roll (Valuation Date 1-July, 2020) 2021 Taxation Year, Wheatland County

Assessment Year: 2020
Tax Year: 2021

| Roll | Legal Address | | | | | Total |
|---------|---------------------------|---------------------|-------------------------------|-----|-------------------------------------|---------|
| 6192000 | SW-21-23-24-4 | 71.90 Acres | East Half LSD 3 & 6 | | | |
| | F | LAND | T | 1 | FARMLAND | |
| | | | | | 100% Alberta School Foundation Fund | 6,980 |
| 6192010 | 0113378 9 2 SW-21-23-24-4 | 6.42 Acres | ABAND. R/R MOSTLY NW-16-23-24 | | | |
| | 232052B RGE RD 243A | | | | | |
| | R | LAND & IMPROVEMENTS | T | 103 | RESIDENTIAL LAND & IMPROVEMENTS | |
| | | | | | 100% Alberta School Foundation Fund | 325,400 |
| 6192050 | RW541 SW-21-23-24-4 | 8.10 Acres | Drainage Ditch R of Way | | | |
| | NR | LAND | E | 167 | WESTERN IRRIGATION DIST EXEMPT | |
| | | | | | 100% Alberta School Foundation Fund | 8,640 |
| 6194000 | NE-22-23-24-4 | 140.00 Acres | | | | |
| | F | LAND | T | 1 | FARMLAND | |
| | | | | | 100% Alberta School Foundation Fund | 33,940 |
| 6194010 | 9411536 1 NE-22-23-24-4 | 14.00 Acres | NW portion LSD 16 | | | |
| | 242013 TWP RD 234 | | | | | |
| | F | LAND & IMPROVEMENTS | T | 1 | FARMLAND | 1,720 |
| | R | | T | 103 | RESIDENTIAL LAND & IMPROVEMENTS | 522,080 |
| | | | | | Taxable Total: | 523,800 |
| | R | | E | 901 | RURAL RESIDENCE EXEMPTION (RAP) | 1,720 |
| | | | | | 100% Alberta School Foundation Fund | 525,520 |
| | | | | | Totals: | |
| 6194020 | 1310485 1 1 NE-22-23-24-4 | 6.00 Acres | NE CORNER LSD 16 | | | |
| | R | LAND | T | 104 | RESIDENTIAL VACANT LAND | |
| | | | | | 100% Alberta School Foundation Fund | 170,000 |
| 6195000 | NW-22-23-24-4 | 156.01 Acres | | | | |
| | F | LAND | T | 1 | FARMLAND | |
| | | | | | 100% Alberta School Foundation Fund | 23,650 |
| 6195010 | 9510007 1 NW-22-23-24-4 | 3.00 Acres | Northwest Corner | | | |
| | 242077 TWP RD 234 | | | | | |
| | R | LAND & IMPROVEMENTS | T | 103 | RESIDENTIAL LAND & IMPROVEMENTS | |
| | | | | | 100% Alberta School Foundation Fund | 330,000 |



2020 Assessment Roll (Valuation Date 1-July, 2020) 2021 Taxation Year, Wheatland County

Assessment Year: 2020
Tax Year: 2021

| Roll | Legal Address | | | | | | Total |
|---------|---------------------------|--------------|-------|-------------------------------------|----------------|--|---------|
| 6196000 | SW-22-23-24-4 | 156.10 Acres | | | | | |
| | F LAND | | T 1 | FARMLAND | Taxable Total: | | 21,860 |
| | | | | 100% Alberta School Foundation Fund | | | |
| 6197000 | SE-22-23-24-4 | 160.00 Acres | | | | | |
| | 233036 RGE RD 242 | | | | | | |
| | F LAND & IMPROVEMENTS | | T 1 | FARMLAND | | | 26,590 |
| | R | | T 103 | RESIDENTIAL LAND & IMPROVEMENTS | | | 655,400 |
| | | | | | Taxable Total: | | 681,990 |
| | R | | E 901 | RURAL RESIDENCE EXEMPTION (RAP) | | | 61,540 |
| | R | | E 903 | FARM BUILDING EXEMPT | | | 20,160 |
| | | | | 100% The Golden Hills Reg. Div. 15 | Exempt Total: | | 81,700 |
| | | | | | Totals: | | 763,690 |
| 6198000 | NE-23-23-24-4 | 138.61 Acres | | | | | |
| | 233062 RGE RD 241 | | | | | | |
| | F LAND & IMPROVEMENTS | | T 1 | FARMLAND | | | 27,870 |
| | R | | T 103 | RESIDENTIAL LAND & IMPROVEMENTS | | | 427,890 |
| | | | | | Taxable Total: | | 455,760 |
| | R | | E 901 | RURAL RESIDENCE EXEMPTION (RAP) | | | 92,310 |
| | | | | 100% Alberta School Foundation Fund | Totals: | | 548,070 |
| 6198010 | 1011589 1 1 NE-23-23-24-4 | 10.19 Acres | | | | | |
| | 233076 RGE RD 241 | | | | | | |
| | | | | | | | |
| | F LAND & IMPROVEMENTS | | T 1 | FARMLAND | | | 1,190 |
| | R | | T 103 | RESIDENTIAL LAND & IMPROVEMENTS | | | 504,460 |
| | | | | | Taxable Total: | | 505,650 |
| | R | | E 901 | RURAL RESIDENCE EXEMPTION (RAP) | | | 61,540 |
| | | | | 100% Alberta School Foundation Fund | Totals: | | 567,190 |
| 6199000 | NW-23-23-24-4 | 156.20 Acres | | | | | |
| | | | | | | | |
| | F LAND | | T 1 | FARMLAND | Taxable Total: | | 35,150 |
| | | | | 100% Alberta School Foundation Fund | | | |
| 6200000 | 1911817 5 1 SE-23-23-24-4 | 269.42 Acres | | | | | |
| | | | | | | | |
| | | | | | | | |
| | F LAND | | T 1 | FARMLAND | Taxable Total: | | 56,380 |
| | | | | 100% Alberta School Foundation Fund | | | |
| 6201000 | SW-23-23-24-4 | 140.20 Acres | | | | | |



2020 Assessment Roll (Valuation Date 1-July, 2020) 2021 Taxation Year, Wheatland County

Assessment Year: 2020
Tax Year: 2021

| Roll | Legal Address | | | | Total |
|---------|-------------------|---------------------------|-------|-------------------------------------|-------------------------|
| 6201010 | F | LAND | T 1 | FARMLAND | Taxable Total: 27,920 |
| | | | | 100% Alberta School Foundation Fund | |
| | SW-23-23-24-4 | 5.50 Acres | | | Northwest Corner |
| | 233037 RGE RD 242 | | | | |
| | F | LAND & IMPROVEMENTS | T 1 | FARMLAND | 400 |
| 6201500 | R | | T 103 | RESIDENTIAL LAND & IMPROVEMENTS | 330,200 |
| | | | | | Taxable Total: 330,600 |
| | R | | E 901 | RURAL RESIDENCE EXEMPTION (RAP) | 400 |
| | | | | 100% Alberta School Foundation Fund | |
| | | | | Totals: | 331,000 |
| 6201500 | IRR573 RW 23 | SW-23-23-24-4 29.75 Acres | | | IRRIGATION CANAL |
| 6202000 | NR | LAND | E 167 | WESTERN IRRIGATION DIST EXEMPT | Exempt Total: 162,600 |
| | | | | 100% Alberta School Foundation Fund | |
| | NE-24-23-24-4 | 152.75 Acres | | | |
| 6203000 | F | LAND | T 1 | FARMLAND | Taxable Total: 36,430 |
| | | | | 100% Alberta School Foundation Fund | |
| | NE-24-23-24-4 | 3.70 Acres | | | SOUTHWEST CORNER OF QRT |
| 6204000 | R | LAND | T 104 | RESIDENTIAL VACANT LAND | Taxable Total: 7,400 |
| | | | | 100% Alberta School Foundation Fund | |
| | NW-24-23-24-4 | 153.16 Acres | | | |
| 6205000 | F | LAND | T 1 | FARMLAND | Taxable Total: 29,800 |
| | | | | 100% Alberta School Foundation Fund | |
| | SE-24-23-24-4 | 92.20 Acres | | | Southwest of Canal |
| 6205010 | F | LAND | T 1 | FARMLAND | Taxable Total: 20,990 |
| | | | | 100% Alberta School Foundation Fund | |
| | IRR67 RW 23 | AL-24-23-24-4 21.93 Acres | | | LSD 14,11,10,7,8,1 |
| 6206000 | NR | LAND | E 167 | WESTERN IRRIGATION DIST EXEMPT | Exempt Total: 127,930 |
| | | | | 100% Alberta School Foundation Fund | |
| | SE-24-23-24-4 | 56.26 Acres | | | Northeast of Canal |
| | 233034 RGE RD 240 | | | | |
| | F | LAND & IMPROVEMENTS | T 1 | FARMLAND | 12,160 |



2020 Assessment Roll (Valuation Date 1-July, 2020) 2021 Taxation Year, Wheatland County

Assessment Year: 2020
Tax Year: 2021

| Roll | Legal Address | | | | | Total |
|---------|-------------------|--------------------------|---|------|---------------------------------|---------|
| | R | | T | 103 | RESIDENTIAL LAND & IMPROVEMENTS | 290,420 |
| | | | | | Taxable Total: | 302,580 |
| | R | | E | 901 | RURAL RESIDENCE EXEMPTION (RAP) | 12,160 |
| | R | | E | 903 | FARM BUILDING EXEMPT | 4,000 |
| | | | | 100% | Alberta School Foundation Fund | 16,160 |
| | | | | | Exempt Total: | 16,160 |
| | | | | | Totals: | 318,740 |
| 6207000 | SW-24-23-24-4 | 158.00 Acres | | | | |
| | 233039 RGE RD 241 | | | | | |
| | F | LAND & IMPROVEMENTS | T | 1 | FARMLAND | 35,050 |
| | R | | T | 103 | RESIDENTIAL LAND & IMPROVEMENTS | 598,150 |
| | | | | | Taxable Total: | 633,200 |
| | R | | E | 901 | RURAL RESIDENCE EXEMPTION (RAP) | 35,050 |
| | | | | 100% | Alberta School Foundation Fund | 668,250 |
| | | | | | Totals: | 668,250 |
| 6207010 | IRR604 | SW-24-23-24-4 2.00 Acres | | | CANAL RIGHT OF WAY | |
| | F | LAND | T | 1 | FARMLAND | 90 |
| | | | | 100% | Alberta School Foundation Fund | |
| 6208000 | NE-25-23-24-4 | 158.60 Acres | | | | |
| | F | LAND | T | 1 | FARMLAND | 36,880 |
| | | | | 100% | Alberta School Foundation Fund | |
| 6209000 | NW-25-23-24-4 | 153.52 Acres | | | | |
| | F | LAND | T | 1 | FARMLAND | 34,720 |
| | | | | 100% | Alberta School Foundation Fund | |
| 6210000 | IRR509 | NW-25-23-24-4 0.50 Acres | | | ABANDONED ROAD DIVERSION | |
| | R | LAND | T | 104 | RESIDENTIAL VACANT LAND | 500 |
| | | | | 100% | Alberta School Foundation Fund | |
| 6210010 | NW-25-23-24-4 | 0.08 Acres | | | SW CORNER | |
| | NR | LAND | E | 167 | WESTERN IRRIGATION DIST EXEMPT | 90 |
| | | | | 100% | Alberta School Foundation Fund | |
| 6211000 | SE-25-23-24-4 | 160.00 Acres | | | | |
| | 240032 TWP RD 234 | | | | | |
| | F | LAND & IMPROVEMENTS | T | 1 | FARMLAND | 38,270 |



2020 Assessment Roll (Valuation Date 1-July, 2020) 2021 Taxation Year, Wheatland County

Assessment Year: 2020
Tax Year: 2021

| Roll | Legal Address | | | | | | Total |
|---------|---------------|--------------------------|--------------------------|------|---------------------------------|----------------|---------|
| | R | | T | 103 | RESIDENTIAL LAND & IMPROVEMENTS | | 352,920 |
| | | | | | Taxable Total: | | 391,190 |
| | R | | E | 901 | RURAL RESIDENCE EXEMPTION (RAP) | | 92,310 |
| | R | | E | 903 | FARM BUILDING EXEMPT | | 7,630 |
| | | | | 100% | Alberta School Foundation Fund | Exempt Total: | 99,940 |
| | | | | | Totals: | | 491,130 |
| 6212000 | SW-25-23-24-4 | 150.13 Acres | | | | | |
| | F | LAND | T | 1 | FARMLAND | Taxable Total: | 22,890 |
| | | | | 100% | Alberta School Foundation Fund | | |
| 6213000 | NE-26-23-24-4 | 147.42 Acres | | | | | |
| | F | LAND | T | 1 | FARMLAND | Taxable Total: | 19,510 |
| | | | | 100% | Alberta School Foundation Fund | | |
| 6214000 | NE-26-23-24-4 | 3.18 Acres | Northeast Corner | | | | |
| | F | LAND | T | 1 | FARMLAND | Taxable Total: | 490 |
| | | | | 100% | Alberta School Foundation Fund | | |
| 6215000 | IRR509 | NE-26-23-24-4 0.02 Acres | ABANDONED ROAD DIVERSION | | | | |
| | R | LAND | T | 104 | RESIDENTIAL VACANT LAND | Taxable Total: | 600 |
| | | | | 100% | Alberta School Foundation Fund | | |
| 6216000 | NW-26-23-24-4 | 98.93 Acres | NORTH OF CANAL | | | | |
| | | 234063 RGE RD 242 | | | | | |
| | F | LAND & IMPROVEMENTS | T | 1 | FARMLAND | | 21,910 |
| | R | | T | 103 | RESIDENTIAL LAND & IMPROVEMENTS | | 486,190 |
| | | | | | Taxable Total: | | 508,100 |
| | R | | E | 901 | RURAL RESIDENCE EXEMPTION (RAP) | | 61,540 |
| | R | | E | 903 | FARM BUILDING EXEMPT | | 16,230 |
| | | | | 100% | Alberta School Foundation Fund | Exempt Total: | 77,770 |
| | | | | | Totals: | | 585,870 |
| 6216010 | 9311132 1 | NW-26-23-24-4 2.99 Acres | Southwest Corner | | | | |
| | | 234051 RGE RD 242 | | | | | |
| | R | LAND & IMPROVEMENTS | T | 103 | RESIDENTIAL LAND & IMPROVEMENTS | Taxable Total: | 769,900 |
| | | | | 100% | Alberta School Foundation Fund | | |
| 6217000 | NW-26-23-24-4 | 40.74 Acres | West of Canal | | | | |



2020 Assessment Roll (Valuation Date 1-July, 2020) 2021 Taxation Year, Wheatland County

Assessment Year: 2020
Tax Year: 2021

| Roll | Legal Address | | | | | | Total |
|---------|---------------|---------------------|--------------|--|---------------------------------------|--------------------------------|---------|
| 6219000 | F | LAND | | | T 1 FARMLAND | Taxable Total: | 6,370 |
| | | | | | 100% Alberta School Foundation Fund | | |
| | 5039FN A | NW-26-23-24-4 | 0.54 Acres | | | Southwest Corner North of Canl | |
| 6220010 | R | LAND | | | T 104 RESIDENTIAL VACANT LAND | Taxable Total: | 6,300 |
| | | | | | 100% Alberta School Foundation Fund | | |
| | IRR67 | W -26-23-24-4 | 34.53 Acres | | | Canal Right of Way | |
| 6221000 | NR | LAND | | | E 167 WESTERN IRRIGATION DIST EXEMPT | Exempt Total: | 36,840 |
| | | | | | 100% Alberta School Foundation Fund | | |
| | SE-26-23-24-4 | | 151.60 Acres | | | | |
| 6222000 | F | LAND | | | T 1 FARMLAND | Taxable Total: | 31,720 |
| | | | | | 100% Alberta School Foundation Fund | | |
| | SW-26-23-24-4 | | 161.62 Acres | | | | |
| 6223000 | F | LAND | | | T 1 FARMLAND | Taxable Total: | 26,880 |
| | | | | | 100% Alberta School Foundation Fund | | |
| | NE-27-23-24-4 | | 118.08 Acres | | | | |
| | 234076 | RGE RD 242 | | | | | |
| 6224000 | F | LAND & IMPROVEMENTS | | | T 1 FARMLAND | | 27,040 |
| | R | | | | T 103 RESIDENTIAL LAND & IMPROVEMENTS | | 249,200 |
| | | | | | 100% Alberta School Foundation Fund | Taxable Total: | 276,240 |
| | NE-27-23-24-4 | | 31.60 Acres | | | Southwest of Canal | |
| | 234038 | RGE RD 242 | | | | | |
| 6225000 | F | LAND & IMPROVEMENTS | | | T 1 FARMLAND | | 4,660 |
| | R | | | | T 103 RESIDENTIAL LAND & IMPROVEMENTS | | 411,850 |
| | | | | | | Taxable Total: | 416,510 |
| | R | | | | E 901 RURAL RESIDENCE EXEMPTION (RAP) | | 61,150 |
| | R | | | | E 903 FARM BUILDING EXEMPT | | 9,590 |
| | | | | | 100% Alberta School Foundation Fund | Exempt Total: | 70,740 |
| | | | | | | Totals: | 487,250 |
| | 7510676 1 | NW-27-23-24-4 | 40.12 Acres | | | South Half LSD 11 & 12 | |
| | 234051A | RGE RD 243 | | | | | |
| 6225000 | F | LAND & IMPROVEMENTS | | | T 1 FARMLAND | | 3,950 |
| | R | | | | T 103 RESIDENTIAL LAND & IMPROVEMENTS | | 506,550 |



2020 Assessment Roll (Valuation Date 1-July, 2020) 2021 Taxation Year, Wheatland County

Assessment Year: 2020
Tax Year: 2021

| Roll | Legal Address | | | Total |
|---------|---|-------|--|-----------|
| | | | Taxable Total: | 510,500 |
| | R | E 901 | RURAL RESIDENCE EXEMPTION (RAP) | 3,950 |
| | | 100% | Alberta School Foundation Fund | |
| | | | Totals: | 514,450 |
| 6226000 | 7510676 2 NW-27-23-24-4 40.12 Acres 234051 RGE RD 243 | | North Half LSD 11 & 12 Rocking R Guest Ranch | |
| | F LAND & IMPROVEMENTS | T 1 | FARMLAND | 3,950 |
| | R | T 103 | RESIDENTIAL LAND & IMPROVEMENTS | 499,350 |
| | NR | T 105 | NON-RESEIDENTIAL LAND & IMPROVEMENTS | 338,850 |
| | | | Taxable Total: | 842,150 |
| | R | E 901 | RURAL RESIDENCE EXEMPTION (RAP) | 3,950 |
| | R | E 903 | FARM BUILDING EXEMPT | 31,540 |
| | | 100% | Alberta School Foundation Fund | |
| | | | Exempt Total: | 35,490 |
| | | | Totals: | 877,640 |
| 6227000 | 0514245 1 7 NW-27-23-24-4 45.17 Acres 234077A RGE RD 243 | | LSD 13&14 SW OF CANAL | |
| | F LAND & IMPROVEMENTS | T 1 | FARMLAND | 5,770 |
| | R | T 103 | RESIDENTIAL LAND & IMPROVEMENTS | 572,280 |
| | | | Taxable Total: | 578,050 |
| | R | E 901 | RURAL RESIDENCE EXEMPTION (RAP) | 5,770 |
| | R | E 903 | FARM BUILDING EXEMPT | 5,320 |
| | | 100% | The Golden Hills Reg. Div. 15 | |
| | | | Exempt Total: | 11,090 |
| | | | Totals: | 589,140 |
| 6227010 | 0514244 1 6 NW-27-23-24-4 14.00 Acres | | SW CORNER OF LSD 13 | |
| | F LAND | T 1 | FARMLAND | |
| | | 100% | Alberta School Foundation Fund | |
| | | | Taxable Total: | 1,730 |
| 6228010 | 9310820 1 SW-34-23-24-4 138.45 Acres 235043 RGE RD 243 | | SW 34 & NW 27 East of Canal | |
| | F LAND & IMPROVEMENTS | T 1 | FARMLAND | 30,390 |
| | R | T 103 | RESIDENTIAL LAND & IMPROVEMENTS | 1,160,220 |
| | | | Taxable Total: | 1,190,610 |
| | R | E 901 | RURAL RESIDENCE EXEMPTION (RAP) | 61,540 |
| | R | E 903 | FARM BUILDING EXEMPT | 32,340 |
| | | 100% | Alberta School Foundation Fund | |
| | | | Exempt Total: | 93,880 |
| | | | Totals: | 1,284,490 |
| 6229000 | SE-27-23-24-4 156.83 Acres | | | |
| | F LAND | T 1 | FARMLAND | |
| | | | Taxable Total: | 34,630 |



2020 Assessment Roll (Valuation Date 1-July, 2020) 2021 Taxation Year, Wheatland County

Assessment Year: 2020
Tax Year: 2021

| Roll | Legal Address | | | | Total |
|---|---|--|-----|--|---------|
| 100% Alberta School Foundation Fund | | | | | |
| 6229010 | 0510473 1 1 SE-27-23-24-4 3.00 Acres 234004 RGE RD 242 | SE CORNER | | | |
| R | LAND & IMPROVEMENTS | T | 103 | RESIDENTIAL LAND & IMPROVEMENTS Taxable Total: | 570,600 |
| 100% Alberta School Foundation Fund | | | | | |
| 6230000 | 9111352 2 SW-27-23-24-4 50.06 Acres 242070 TWP RD 234 | SE part LSD 4 & South Half LSD 5 Equestrian Centre & Boarding Facility | | | |
| F | LAND & IMPROVEMENTS | T | 1 | FARMLAND | 2,760 |
| R | | T | 103 | RESIDENTIAL LAND & IMPROVEMENTS | 439,640 |
| NR | | T | 105 | NON-RESEDENTIAL LAND & IMPROVEMENTS | 273,030 |
| Taxable Total: | | | | 715,430 | |
| R | | E | 901 | RURAL RESIDENCE EXEMPTION (RAP) | 2,760 |
| R | | E | 903 | FARM BUILDING EXEMPT | 306,960 |
| 100% Alberta School Foundation Fund Exempt Total: | | | | 309,720 | |
| Totals: | | | | 1,025,150 | |
| 6230001 | 9111352 1 SW-27-23-24-4 19.75 Acres 234039 RGE RD 243 | North Half LSD 5 | | | |
| F | LAND & IMPROVEMENTS | T | 1 | FARMLAND | 1,550 |
| R | | T | 103 | RESIDENTIAL LAND & IMPROVEMENTS | 463,350 |
| Taxable Total: | | | | 464,900 | |
| R | | E | 901 | RURAL RESIDENCE EXEMPTION (RAP) | 1,550 |
| 100% Alberta School Foundation Fund Totals: | | | | 466,450 | |
| 6230002 | 1712017 2 1 SW-27-23-24-4 9.00 Acres 242080 TWP RD 234 | SW corner | | | |
| F | LAND & IMPROVEMENTS | T | 1 | FARMLAND | 650 |
| R | | T | 103 | RESIDENTIAL LAND & IMPROVEMENTS | 446,050 |
| Taxable Total: | | | | 446,700 | |
| R | | E | 901 | RURAL RESIDENCE EXEMPTION (RAP) | 650 |
| 100% Alberta School Foundation Fund Totals: | | | | 447,350 | |
| 6230010 | SW-27-23-24-4 80.00 Acres 242044 TWP RD 234 | East Half | | | |
| F | LAND & IMPROVEMENTS | T | 1 | FARMLAND | 19,210 |
| R | | T | 103 | RESIDENTIAL LAND & IMPROVEMENTS | 344,290 |
| Taxable Total: | | | | 363,500 | |
| R | | E | 901 | RURAL RESIDENCE EXEMPTION (RAP) | 19,210 |
| 100% Alberta School Foundation Fund Totals: | | | | 382,710 | |



2020 Assessment Roll (Valuation Date 1-July, 2020) 2021 Taxation Year, Wheatland County

Assessment Year: 2020
Tax Year: 2021

| Roll | Legal Address | | | | | Total |
|---------|----------------------------|---------------------|--|-----|--------------------------------------|---------|
| 6231000 | NE-28-23-24-4 | 126.55 Acres | LSD 1&2 & S Hlf 7 & 8 E of Lk | | | |
| | F | LAND | T | 1 | FARMLAND | |
| | | | | | 100% Alberta School Foundation Fund | |
| | | | | | Taxable Total: | 12,240 |
| 6232000 | SE-28-23-24-4 | 115.34 Acres | | | | |
| | F | LAND | T | 1 | FARMLAND | |
| | | | | | 100% Alberta School Foundation Fund | |
| | | | | | Taxable Total: | 12,270 |
| 6233000 | 687JK OT SE-28-23-24-4 | 24.66 Acres | EAGLELAKE CAMPGRD/N HALF LS7&8 Eagle Lake Campground | | | |
| | 234036 RGE RD 243 | | | | | |
| | R | LAND & IMPROVEMENTS | T | 103 | RESIDENTIAL LAND & IMPROVEMENTS | 97,960 |
| | NR | | T | 105 | NON-RESEIDENTIAL LAND & IMPROVEMENTS | 846,390 |
| | | | | | 100% Alberta School Foundation Fund | |
| | | | | | Taxable Total: | 944,350 |
| 6234000 | SW-28-23-24-4 | 47.80 Acres | South Half LSD 3 & 4 | | | |
| | F | LAND | T | 1 | FARMLAND | |
| | | | | | 100% Alberta School Foundation Fund | |
| | | | | | Taxable Total: | 4,980 |
| 6234500 | IRR406 RW 23 SW-28-23-24-4 | 147.65 Acres | EASTERLY SIDE OF EAGLE LAKE | | | |
| | NR | LAND | E | 167 | WESTERN IRRIGATION DIST EXEMPT | |
| | | | | | 100% Alberta School Foundation Fund | |
| | | | | | Exempt Total: | 157,500 |
| 6235000 | SE-29-23-24-4 | 63.50 Acres | South of Lake | | | |
| | F | LAND | T | 1 | FARMLAND | |
| | | | | | 100% Alberta School Foundation Fund | |
| | | | | | Taxable Total: | 5,010 |
| 6235500 | IRR411 RW 23 E -29-23-24-4 | 84.20 Acres | SOUTH OF EAGLE LAKE | | | |
| | NR | LAND | E | 167 | WESTERN IRRIGATION DIST EXEMPT | |
| | | | | | 100% Alberta School Foundation Fund | |
| | | | | | Exempt Total: | 89,820 |
| 6236000 | SE-29-23-24-4 | 1.70 Acres | E of Eagle Lake Along Irr 411 | | | |
| | F | LAND | T | 1 | FARMLAND | |
| | | | | | 100% Alberta School Foundation Fund | |
| | | | | | Taxable Total: | 10 |
| 6237000 | SW-29-23-24-4 | 61.60 Acres | South of Lake | | | |



2020 Assessment Roll (Valuation Date 1-July, 2020) 2021 Taxation Year, Wheatland County

Assessment Year: 2020
Tax Year: 2021

| Roll | Legal Address | | | | Total |
|---------|----------------------------|---------------------|-------------------------------------|---------------------------------|---------|
| | F | LAND & IMPROVEMENTS | T 1 | FARMLAND | 3,630 |
| | R | | T 103 | RESIDENTIAL LAND & IMPROVEMENTS | 186,000 |
| | | | 100% Alberta School Foundation Fund | Taxable Total: | 189,630 |
| 6238000 | NE-30-23-24-4 | 15.55 Acres | | Northwest of Lake | |
| | F | LAND | T 1 | FARMLAND | 1,240 |
| | | | 100% Alberta School Foundation Fund | Taxable Total: | |
| 6239000 | NW-30-23-24-4 | 46.00 Acres | | NE Cr Ptn LS 12 & SE Crn LS 13 | |
| | F | LAND | T 1 | FARMLAND | 1,900 |
| | | | 100% Alberta School Foundation Fund | Taxable Total: | |
| 6239500 | IRR409 RW 23 S -30-23-24-4 | 274.97 Acres | | W OF LAKE;SW=125.4;NW=105.25; | |
| | NR | LAND | E 167 | WESTERN IRRIGATION DIST EXEMPT | 98,510 |
| | | | 100% Alberta School Foundation Fund | Exempt Total: | |
| 6240000 | NW-30-23-24-4 | 8.75 Acres | | Northwest Corner | |
| | | 245039 TWP RD 240 | | | |
| | F | LAND & IMPROVEMENTS | T 1 | FARMLAND | 470 |
| | R | | T 103 | RESIDENTIAL LAND & IMPROVEMENTS | 380,770 |
| | | | | Taxable Total: | 381,240 |
| | R | | E 903 | FARM BUILDING EXEMPT | 102,830 |
| | | | 100% Alberta School Foundation Fund | Totals: | 484,070 |
| 6241000 | SE-30-23-24-4 | 38.43 Acres | | South of Lake East of Railroad | |
| | F | LAND | T 1 | FARMLAND | 1,770 |
| | | | 100% Alberta School Foundation Fund | Taxable Total: | |
| 6242000 | 9912977 1 SE-30-23-24-4 | 22.98 Acres | | S.W. OF LAKE &.74 Ac in NW19 | |
| | F | LAND | T 1 | FARMLAND | 1,390 |
| | R | | T 104 | RESIDENTIAL VACANT LAND | 116,300 |
| | | | 100% Alberta School Foundation Fund | Taxable Total: | 117,690 |
| 6242010 | RY11 S -30-23-24-4 | 15.99 Acres | | Abandoned Railroad | |
| | NR | LAND | E 167 | WESTERN IRRIGATION DIST EXEMPT | 189,830 |
| | | | 100% Alberta School Foundation Fund | Exempt Total: | |



2020 Assessment Roll (Valuation Date 1-July, 2020) 2021 Taxation Year, Wheatland County

Assessment Year: 2020
Tax Year: 2021

| Roll | Legal Address | | | | Total |
|---------|--|---------------------|-------|--------------------------------------|--------------------------------|
| 6242020 | RY11 RLY 23 SE-30-23-24-4 6.68 Acres 233082B RGE RD 245 | | | | Abandoned Railway |
| | R | LAND & IMPROVEMENTS | T 103 | RESIDENTIAL LAND & IMPROVEMENTS | 842,140 |
| | R | | E 901 | RURAL RESIDENCE EXEMPTION (RAP) | 3,160 |
| | | | | 100% Alberta School Foundation Fund | |
| | | | | Totals: | 845,300 |
| 6244000 | SW-30-23-24-4 17.05 Acres | | | | Northwest Corner |
| | F | LAND | T 1 | FARMLAND | |
| | | | | 100% Alberta School Foundation Fund | |
| | | | | Taxable Total: | 450 |
| 6245000 | SW-30-23-24-4 3.45 Acres | | | | Southeast Corner |
| | F | LAND | T 1 | FARMLAND | |
| | | | | 100% Alberta School Foundation Fund | |
| | | | | Taxable Total: | 10 |
| 6246000 | SW-30-23-24-4 0.17 Acres | | | | Northwest Corner |
| | R | LAND | T 104 | RESIDENTIAL VACANT LAND | |
| | | | | 100% Alberta School Foundation Fund | |
| | | | | Taxable Total: | 1,700 |
| 6247000 | 9610304 1 SW-30-23-24-4 2.49 Acres | | | | NW Portion of Abandoned Railrd |
| | NR | LAND | E 162 | OTHER MUNICIPAL EXEMPT | |
| | | | | 100% Alberta School Foundation Fund | |
| | | | | Exempt Total: | 143,140 |
| 6248000 | NE-31-23-24-4 127.28 Acres 245019 TWP RD 240 | | | | Target Welding |
| | F | LAND & IMPROVEMENTS | T 1 | FARMLAND | 11,670 |
| | R | | T 103 | RESIDENTIAL LAND & IMPROVEMENTS | 470,100 |
| | NR | | T 105 | NON-RESEIDENTIAL LAND & IMPROVEMENTS | 139,830 |
| | | | | Taxable Total: | 621,600 |
| | R | | E 901 | RURAL RESIDENCE EXEMPTION (RAP) | 12,060 |
| | R | | E 903 | FARM BUILDING EXEMPT | 53,750 |
| | | | | 100% Alberta School Foundation Fund | |
| | | | | Exempt Total: | 65,810 |
| | | | | Totals: | 687,410 |
| 6248010 | 9412054 1 NE-31-23-24-4 3.00 Acres 245003 TWP RD 240 | | | | Northeast Corner |
| | R | LAND & IMPROVEMENTS | T 103 | RESIDENTIAL LAND & IMPROVEMENTS | |
| | | | | 100% Alberta School Foundation Fund | |
| | | | | Taxable Total: | 499,900 |



2020 Assessment Roll (Valuation Date 1-July, 2020) 2021 Taxation Year, Wheatland County

Assessment Year: 2020
Tax Year: 2021

| Roll | Legal Address | Total |
|---------|--|----------------------------------|
| 6248020 | 9412054 2ER NE-31-23-24-4 0.12 Acres | ENVRNMNTL RSRV SE Crn of NE Cr |
| | NR LAND E 155 WHEATLAND COUNTY EXEMPT 100% Alberta School Foundation Fund | Exempt Total: 2,720 |
| 6248030 | 1113351 2 1 NE-31-23-24-4 4.50 Acres | NW CORNER |
| | F LAND T 1 FARMLAND 100% Alberta School Foundation Fund | Taxable Total: 390 |
| 6248500 | IRR430 RW 23 NE-31-23-24-4 19.50 Acres | W OF EAGLE LAKE; NE=13.1; SW=4.2 |
| | NR LAND E 167 WESTERN IRRIGATION DIST EXEMPT 100% Alberta School Foundation Fund | Exempt Total: 24,050 |
| 6249000 | NW-31-23-24-4 160.00 Acres 245043 TWP RD 240 | |
| | F LAND & IMPROVEMENTS T 1 FARMLAND | 10,350 |
| | R T 103 RESIDENTIAL LAND & IMPROVEMENTS | 515,060 |
| | R E 901 RURAL RESIDENCE EXEMPTION (RAP) 100% Alberta School Foundation Fund | Taxable Total: 525,410 22,640 |
| | | Totals: 548,050 |
| 6250000 | SE-31-23-24-4 79.80 Acres | West of Lake |
| | F LAND T 1 FARMLAND 100% Alberta School Foundation Fund | Taxable Total: 6,490 |
| 6251000 | SW-31-23-24-4 155.80 Acres | |
| | F LAND T 1 FARMLAND 100% Alberta School Foundation Fund | Taxable Total: 12,290 |
| 6252000 | NW-32-23-24-4 1.30 Acres 235083 RGE RD 245 | Northwest Corner |
| | R LAND & IMPROVEMENTS T 103 RESIDENTIAL LAND & IMPROVEMENTS 100% Alberta School Foundation Fund | Taxable Total: 294,900 |
| 6252500 | IRR430 OT NW-32-23-24-4 2.70 Acres | NW CORNER |
| | NR LAND E 167 WESTERN IRRIGATION DIST EXEMPT 100% Alberta School Foundation Fund | Exempt Total: 3,330 |



2020 Assessment Roll (Valuation Date 1-July, 2020) 2021 Taxation Year, Wheatland County

Assessment Year: 2020
Tax Year: 2021

| Roll | Legal Address | | | | Total |
|---------|----------------------------|--------------|-------------------------------|--------------------------------------|-----------|
| 6253000 | NE-33-23-24-4 | 119.13 Acres | | | |
| | 235060 RGE RD 243A | | | | |
| | F LAND & IMPROVEMENTS | | T 1 | FARMLAND | 12,360 |
| | R | | T 103 | RESIDENTIAL LAND & IMPROVEMENTS | 318,030 |
| | | | Taxable Total: | | 330,390 |
| | R | | E 901 | RURAL RESIDENCE EXEMPTION (RAP) | 29,460 |
| | R | | E 903 | FARM BUILDING EXEMPT | 4,200 |
| | | | 100% | Alberta School Foundation Fund | 33,660 |
| | | | Exempt Total: | | 33,660 |
| | | | Totals: | | 364,050 |
| 6254000 | NE-33-23-24-4 | 27.30 Acres | East of Canal | | |
| | 235082 RGE RD 243 | | | | |
| | R LAND & IMPROVEMENTS | | T 103 | RESIDENTIAL LAND & IMPROVEMENTS | 385,500 |
| | | | 100% | Alberta School Foundation Fund | |
| 6255000 | NW-33-23-24-4 | 77.70 Acres | East of Lake | | |
| | F LAND | | T 1 | FARMLAND | 6,200 |
| | | | 100% | Alberta School Foundation Fund | |
| 6256000 | SE-33-23-24-4 | 158.10 Acres | | | |
| | F LAND | | T 1 | FARMLAND | 16,160 |
| | | | 100% | Alberta School Foundation Fund | |
| 6257000 | SW-33-23-24-4 | 27.90 Acres | East of Lake | | |
| | F LAND | | T 1 | FARMLAND | 940 |
| | | | 100% | Alberta School Foundation Fund | |
| 6257500 | IRR101 RW 23 W -33-23-24-4 | 39.40 Acres | EASTERLY PART;NW=17.3;SW=22.1 | | |
| | NR LAND | | E 167 | WESTERN IRRIGATION DIST EXEMPT | 42,030 |
| | | | 100% | Alberta School Foundation Fund | |
| 6258000 | NE-34-23-24-4 | 160.00 Acres | Eagle Lake Turf Farms | | |
| | 242039 TWP RD 240 | | | | |
| | F LAND & IMPROVEMENTS | | T 1 | FARMLAND | 34,700 |
| | NR | | T 105 | NON-RESEIDENTIAL LAND & IMPROVEMENTS | 200,450 |
| | | | Taxable Total: | | 235,150 |
| | R | | E 903 | FARM BUILDING EXEMPT | 862,530 |
| | | | Totals: | | 1,097,680 |



2020 Assessment Roll (Valuation Date 1-July, 2020) 2021 Taxation Year, Wheatland County

Assessment Year: 2020
Tax Year: 2021

| Roll | Legal Address | 100% Alberta School Foundation Fund | | | | Total |
|---------|---|-------------------------------------|-------------------------------------|--------------------|--|-----------|
| 6259000 | NW-34-23-24-4 156.01 Acres | | | | | |
| | F LAND | T 1 | FARMLAND | Taxable Total: | | 31,200 |
| | | | 100% Alberta School Foundation Fund | | | |
| 6259010 | 9512957 1 NW-34-23-24-4 3.00 Acres 235079 RGE RD 243 | | | Northwest Corner | | |
| | R LAND & IMPROVEMENTS | T 103 | RESIDENTIAL LAND & IMPROVEMENTS | Taxable Total: | | 406,200 |
| | | | 100% Alberta School Foundation Fund | | | |
| 6260000 | SE-34-23-24-4 154.72 Acres | | | | | |
| | F LAND | T 1 | FARMLAND | Taxable Total: | | 36,920 |
| | | | 100% Christ The Redeemer Reg. 3 | | | |
| 6260010 | 0713642 1 2 SE-34-23-24-4 5.28 Acres 235006 RGE RD 242 | | | | | |
| | R LAND & IMPROVEMENTS | T 103 | RESIDENTIAL LAND & IMPROVEMENTS | Taxable Total: | | 1,442,100 |
| | | | 100% Alberta School Foundation Fund | | | |
| 6262000 | SW-34-23-24-4 26.00 Acres | | | Southwest of Canal | | |
| | F LAND | T 1 | FARMLAND | Taxable Total: | | 3,760 |
| | | | 100% Alberta School Foundation Fund | | | |
| 6262010 | 9610009 SW-34-23-24-4 0.55 Acres | | | CANAL RIGHT OF WAY | | |
| | NR LAND | E 167 | WESTERN IRRIGATION DIST EXEMPT | Exempt Total: | | 63,350 |
| | | | 100% Alberta School Foundation Fund | | | |
| 6263000 | NE-35-23-24-4 159.40 Acres | | | | | |
| | F LAND | T 1 | FARMLAND | Taxable Total: | | 31,690 |
| | | | 100% Alberta School Foundation Fund | | | |
| 6264000 | NW-35-23-24-4 160.00 Acres | | | | | |
| | F LAND | T 1 | FARMLAND | Taxable Total: | | 24,590 |
| | | | 100% Alberta School Foundation Fund | | | |
| 6265000 | SE-35-23-24-4 47.90 Acres | | | Northwest of Canal | | |
| | F LAND | T 1 | FARMLAND | Taxable Total: | | 6,730 |



2020 Assessment Roll (Valuation Date 1-July, 2020) 2021 Taxation Year, Wheatland County

Assessment Year: 2020
Tax Year: 2021

| Roll | Legal Address | | | | | | Total |
|---------|---|---------------------|--|-----|---------------------------------|----------------|---------|
| 6266000 | SE-35-23-24-4 57.85 Acres | | 100% Alberta School Foundation Fund Southwest of Canal | | | | |
| | F | LAND | T | 1 | FARMLAND | Taxable Total: | 6,090 |
| 6267000 | SE-35-23-24-4 33.90 Acres | | 100% Alberta School Foundation Fund East of Canal | | | | |
| | F | LAND | T | 1 | FARMLAND | Taxable Total: | 6,060 |
| 6268000 | SW-35-23-24-4 139.19 Acres | | 100% Alberta School Foundation Fund | | | | |
| | F | LAND | T | 1 | FARMLAND | Taxable Total: | 29,530 |
| 6269000 | SW-35-23-24-4 10.88 Acres | | 100% Alberta School Foundation Fund Southeast Corner | | | | |
| | F | LAND | T | 1 | FARMLAND | Taxable Total: | 1,150 |
| 6270000 | NE-36-23-24-4 148.48 Acres | | 100% Alberta School Foundation Fund West of Canal | | | | |
| | F | LAND | T | 1 | FARMLAND | Taxable Total: | 37,120 |
| 6270010 | 9612513 1 NE-36-23-24-4 6.82 Acres 235078 RGE RD 240 | | 100% Alberta School Foundation Fund Northeast Corner | | | | |
| | R | LAND & IMPROVEMENTS | T | 103 | RESIDENTIAL LAND & IMPROVEMENTS | Taxable Total: | 492,000 |
| 6271000 | NW-36-23-24-4 160.00 Acres | | 100% Alberta School Foundation Fund | | | | |
| | F | LAND | T | 1 | FARMLAND | Taxable Total: | 40,540 |
| 6272000 | SE-36-23-24-4 160.00 Acres | | 100% Alberta School Foundation Fund | | | | |
| | F | LAND | T | 1 | FARMLAND | Taxable Total: | 38,530 |
| 6273000 | SW-36-23-24-4 160.00 Acres | | 100% Alberta School Foundation Fund | | | | |



2020 Assessment Roll (Valuation Date 1-July, 2020) 2021 Taxation Year, Wheatland County

Assessment Year: 2020
Tax Year: 2021

| Roll | Legal Address | | | | Total |
|---------|---|---|--------------------------------------|-----------------------|---------|
| | F LAND | T 1 FARMLAND | Taxable Total: | | 36,670 |
| | | 100% Alberta School Foundation Fund | | | |
| 6274000 | 50AP 1 1 SE-16-23-24-4 0.20 Acres 56 NAMAKA DR | | | | |
| | R LAND & IMPROVEMENTS | T 103 RESIDENTIAL LAND & IMPROVEMENTS | Taxable Total: | | 42,400 |
| | | 100% Alberta School Foundation Fund | | | |
| 6275000 | 50AP 2 SE-16-23-24-4 2.00 Acres 36 NAMAKA DR | | NAMAKA COMMUNITY HALL | Namaka Community Hall | |
| | NR LAND & IMPROVEMENTS | E 165 CHARITABLE & WELFARE EXEMPT | Exempt Total: | | 429,570 |
| | | 100% Alberta School Foundation Fund | | | |
| 6276000 | 0111834 3 1 E -16-23-24-4 1.03 Acres 55 NAMAKA DR | | | | |
| | R LAND & IMPROVEMENTS | T 103 RESIDENTIAL LAND & IMPROVEMENTS | Taxable Total: | | 273,400 |
| | | 100% Alberta School Foundation Fund | | | |
| 6278000 | 3404U 3 1-5,11-38 NE-16-23-24-4 2.32 Acres 124 1 AVE | | LOTS 1-5 & LOTS 11-38 | | |
| | R LAND & IMPROVEMENTS | T 103 RESIDENTIAL LAND & IMPROVEMENTS | Taxable Total: | | 359,100 |
| | | 100% Alberta School Foundation Fund | | | |
| 6280000 | 3404U 3 6-10 NE-16-23-24-4 16,900 Sq. Feet 120 1 AVE | | Western Universal Custom Sheet Metal | | |
| | R LAND & IMPROVEMENTS | T 103 RESIDENTIAL LAND & IMPROVEMENTS | | | 168,680 |
| | NR | T 105 NON-RESEDENTIAL LAND & IMPROVEMENTS | | | 51,900 |
| | | 100% Alberta School Foundation Fund | Taxable Total: | | 220,580 |
| 6287000 | 3404U 4 1,2 NE-16-23-24-4 6,760 Sq. Feet 112 1 AVE | | | | |
| | R LAND & IMPROVEMENTS | T 103 RESIDENTIAL LAND & IMPROVEMENTS | Taxable Total: | | 198,300 |
| | | 100% Alberta School Foundation Fund | | | |
| 6290000 | 3404U 4 3,11 NE-16-23-24-4 6,380 Sq. Feet 108 1 AVE | | | | |
| | R LAND | T 104 RESIDENTIAL VACANT LAND | Taxable Total: | | 15,800 |
| | | 100% Alberta School Foundation Fund | | | |
| 6291000 | 3404U 4 4-8 NE-16-23-24-4 16,900 Sq. Feet 104 1 AVE | | | | |
| | R LAND & IMPROVEMENTS | T 103 RESIDENTIAL LAND & IMPROVEMENTS | Taxable Total: | | 166,600 |
| | | 100% Alberta School Foundation Fund | | | |



2020 Assessment Roll (Valuation Date 1-July, 2020) 2021 Taxation Year, Wheatland County

Assessment Year: 2020
Tax Year: 2021

| Roll | Legal Address | Total |
|---------|---|-----------------------|
| 6293000 | 8610925 4 39 NE-16-23-24-4 8,858 Sq. Feet 100 1 AVE | |
| | R LAND & IMPROVEMENTS T 103 RESIDENTIAL LAND & IMPROVEMENTS Taxable Total: 100% Alberta School Foundation Fund | 168,700 |
| 6296000 | 3404U 4 37,38 NE-16-23-24-4 6,000 Sq. Feet | |
| | R LAND & IMPROVEMENTS T 103 RESIDENTIAL LAND & IMPROVEMENTS Taxable Total: 100% Alberta School Foundation Fund | 118,700 |
| 6302000 | 8111222 1 1 SE-16-23-24-4 0.46 Acres 52 NAMAKA DR | |
| | R LAND & IMPROVEMENTS T 103 RESIDENTIAL LAND & IMPROVEMENTS Taxable Total: 100% Alberta School Foundation Fund | 204,900 |
| 6303000 | 8111222 1 2 SE-16-23-24-4 0.46 Acres 48 NAMAKA DR | |
| | R LAND & IMPROVEMENTS T 103 RESIDENTIAL LAND & IMPROVEMENTS Taxable Total: 100% Alberta School Foundation Fund | 368,000 |
| 6304000 | 8111222 1 3 SE-16-23-24-4 0.46 Acres 44 NAMAKA DR | |
| | R LAND & IMPROVEMENTS T 103 RESIDENTIAL LAND & IMPROVEMENTS Taxable Total: 100% Alberta School Foundation Fund | 293,000 |
| 6305000 | 8111222 1 4MR SE-16-23-24-4 1.67 Acres 40 NAMAKA DR | Namaka Park |
| | NR LAND E 155 WHEATLAND COUNTY EXEMPT 100% Alberta School Foundation Fund | Exempt Total: 140,890 |
| 6306000 | 8111222 1 5MR SE-16-23-24-4 0.37 Acres | Namaka Park |
| | NR LAND E 155 WHEATLAND COUNTY EXEMPT 100% Alberta School Foundation Fund | Exempt Total: 5,660 |
| 6307000 | 8311673 1 A SE-16-23-24-4 3.21 Acres 1 1 AVE | |
| | R LAND & IMPROVEMENTS T 103 RESIDENTIAL LAND & IMPROVEMENTS Taxable Total: 100% Alberta School Foundation Fund | 525,700 |
| 6308000 | 8311673 1 B SE-16-23-24-4 5.43 Acres 24 NAMAKA DR | |
| | F LAND T 1 FARMLAND | Taxable Total: 600 |



2020 Assessment Roll (Valuation Date 1-July, 2020) 2021 Taxation Year, Wheatland County

Assessment Year: 2020
Tax Year: 2021

| Roll | Legal Address | Total |
|---------|---|---------|
| | 100% Alberta School Foundation Fund | |
| 6310000 | 9511734 1 11 SE-16-23-24-4 0.69 Acres 12 NAMAKA DR | |
| R | LAND & IMPROVEMENTS | |
| T 103 | RESIDENTIAL LAND & IMPROVEMENTS Taxable Total: | 486,200 |
| | 100% Alberta School Foundation Fund | |
| 6312000 | 9511734 1 12 SE-16-23-24-4 1.15 Acres 8 NAMAKA DR | |
| R | LAND & IMPROVEMENTS | |
| T 103 | RESIDENTIAL LAND & IMPROVEMENTS Taxable Total: | 512,600 |
| | 100% Alberta School Foundation Fund | |
| 6314000 | 0111834 3 2 SE-16-23-24-4 0.61 Acres 47 NAMAKA DR | |
| R | LAND & IMPROVEMENTS | |
| T 103 | RESIDENTIAL LAND & IMPROVEMENTS Taxable Total: | 458,400 |
| | 50% The Golden Hills Reg. Div. 15 | |
| | 50% Christ The Redeemer Reg. 3 | |
| 6315000 | 8111222 2 3 SE-16-23-24-4 0.46 Acres 41 NAMAKA DR | |
| R | LAND & IMPROVEMENTS | |
| T 103 | RESIDENTIAL LAND & IMPROVEMENTS Taxable Total: | 335,700 |
| | 100% Alberta School Foundation Fund | |
| 6316000 | 8111222 2 4 SE-16-23-24-4 0.46 Acres 37 NAMAKA DR | |
| R | LAND & IMPROVEMENTS | |
| T 103 | RESIDENTIAL LAND & IMPROVEMENTS Taxable Total: | 338,900 |
| | 100% Alberta School Foundation Fund | |
| 6317000 | 8111222 2 5 SE-16-23-24-4 0.46 Acres 33 NAMAKA DR | |
| R | LAND & IMPROVEMENTS | |
| T 103 | RESIDENTIAL LAND & IMPROVEMENTS Taxable Total: | 294,700 |
| | 100% Alberta School Foundation Fund | |
| 6318000 | 8111222 2 6 SE-16-23-24-4 0.46 Acres 29 NAMAKA DR | |
| R | LAND & IMPROVEMENTS | |
| T 103 | RESIDENTIAL LAND & IMPROVEMENTS Taxable Total: | 370,900 |
| | 100% Alberta School Foundation Fund | |
| 6319000 | 8111222 2 7 SE-16-23-24-4 0.46 Acres 25 NAMAKA DR | |
| R | LAND & IMPROVEMENTS | |
| T 103 | RESIDENTIAL LAND & IMPROVEMENTS Taxable Total: | 481,600 |
| | 100% Alberta School Foundation Fund | |



2020 Assessment Roll (Valuation Date 1-July, 2020) 2021 Taxation Year, Wheatland County

Assessment Year: 2020
Tax Year: 2021

| Roll | Legal Address | Total |
|---------|---|---------|
| 6320000 | 8111222 2 8 SE-16-23-24-4 0.46 Acres 21 NAMAKA DR | |
| | R LAND & IMPROVEMENTS T 103 RESIDENTIAL LAND & IMPROVEMENTS Taxable Total: 100% Alberta School Foundation Fund | 258,300 |
| 6321000 | 8111222 2 9 SE-16-23-24-4 0.46 Acres 17 NAMAKA DR | |
| | R LAND T 104 RESIDENTIAL VACANT LAND Taxable Total: 100% Alberta School Foundation Fund | 64,500 |
| 6322000 | 8111222 2 10 SE-16-23-24-4 0.46 Acres 13 NAMAKA DR | |
| | R LAND & IMPROVEMENTS T 103 RESIDENTIAL LAND & IMPROVEMENTS Taxable Total: 100% Alberta School Foundation Fund | 392,400 |
| 6323000 | 8111222 2 11 SE-16-23-24-4 0.46 Acres 9 NAMAKA DR | |
| | R LAND & IMPROVEMENTS T 103 RESIDENTIAL LAND & IMPROVEMENTS Taxable Total: 100% Alberta School Foundation Fund | 354,000 |
| 6324000 | 8111222 2 12 SE-16-23-24-4 0.46 Acres 5 NAMAKA DR | |
| | R LAND & IMPROVEMENTS T 103 RESIDENTIAL LAND & IMPROVEMENTS Taxable Total: 100% Alberta School Foundation Fund | 387,700 |
| 6325000 | 8111222 2 13 SE-16-23-24-4 0.70 Acres 1 NAMAKA DR | |
| | R LAND & IMPROVEMENTS T 103 RESIDENTIAL LAND & IMPROVEMENTS Taxable Total: 100% Alberta School Foundation Fund | 359,200 |
| 6325001 | 0113375 10 1 NW-16-23-24-4 1.73 Acres 232051 RGE RD 243A | |
| | R LAND & IMPROVEMENTS T 103 RESIDENTIAL LAND & IMPROVEMENTS Taxable Total: 100% Alberta School Foundation Fund | 645,300 |
| 6325002 | 0113375 10 2 N -16-23-24-4 1.73 Acres 125 1 AVE | |
| | R LAND & IMPROVEMENTS T 103 RESIDENTIAL LAND & IMPROVEMENTS Taxable Total: 100% Alberta School Foundation Fund | 572,200 |
| 6325003 | 0113375 10 3 N -16-23-24-4 1.73 Acres 121 1 AVE | |
| | R LAND & IMPROVEMENTS T 103 RESIDENTIAL LAND & IMPROVEMENTS Taxable Total: | 622,800 |



2020 Assessment Roll (Valuation Date 1-July, 2020) 2021 Taxation Year, Wheatland County

Assessment Year: 2020
Tax Year: 2021

| Roll | Legal Address | Total |
|---------|--|---|
| | 100% Alberta School Foundation Fund | |
| 6325004 | 0113375 10 4 SE-16-23-24-4 1.73 Acres 111 1 AVE | |
| R | LAND & IMPROVEMENTS | T 103 RESIDENTIAL LAND & IMPROVEMENTS Taxable Total: 100% Alberta School Foundation Fund 438,800 |
| 6325005 | 0113375 10 5 SE-16-23-24-4 1.73 Acres 101 1 AVE | |
| R | LAND & IMPROVEMENTS | T 103 RESIDENTIAL LAND & IMPROVEMENTS Taxable Total: 100% Alberta School Foundation Fund 543,800 |
| 6325025 | 0511546 9 3 NW-16-23-24-4 1.00 Acres 232050 RGE RD 243A | |
| R | LAND & IMPROVEMENTS | T 103 RESIDENTIAL LAND & IMPROVEMENTS Taxable Total: 100% Alberta School Foundation Fund 380,800 |
| 6325026 | 0511546 9 4 NW-16-23-24-4 1.00 Acres 232054 RGE RD 243A | |
| R | LAND & IMPROVEMENTS | T 103 RESIDENTIAL LAND & IMPROVEMENTS Taxable Total: 100% Alberta School Foundation Fund 332,800 |
| 6326000 | 2487JK 1 1 SW-5-24-24-4 7,630 Sq. Feet 302 EAGLE LAKE CLOSE | |
| R | LAND | T 104 RESIDENTIAL VACANT LAND Taxable Total: 100% Alberta School Foundation Fund 9,200 |
| 6327000 | 2487JK 1 2 SW-5-24-24-4 7,500 Sq. Feet 306 EAGLE LAKE CLOSE | |
| R | LAND | T 104 RESIDENTIAL VACANT LAND Taxable Total: 100% Alberta School Foundation Fund 9,100 |
| 6328000 | 2487JK 1 3 SW-5-24-24-4 7,500 Sq. Feet 310 EAGLE LAKE CLOSE | |
| R | LAND | T 104 RESIDENTIAL VACANT LAND Taxable Total: 100% Alberta School Foundation Fund 9,100 |
| 6329000 | 2487JK 1 4 SW-5-24-24-4 7,500 Sq. Feet 314 EAGLE LAKE CLOSE | |
| R | LAND | T 104 RESIDENTIAL VACANT LAND Taxable Total: 100% Alberta School Foundation Fund 9,100 |
| 6330000 | 2487JK 1 5 SW-5-24-24-4 7,500 Sq. Feet 318 EAGLE LAKE CLOSE | |



2020 Assessment Roll (Valuation Date 1-July, 2020) 2021 Taxation Year, Wheatland County

Assessment Year: 2020
Tax Year: 2021

| Roll | Legal Address | | | | | Total |
|---------|-------------------------------------|--------------|-----------------|-----|-------------------------|-----------------------|
| 6331000 | R | LAND | T | 104 | RESIDENTIAL VACANT LAND | Taxable Total: 9,100 |
| | 100% Alberta School Foundation Fund | | | | | |
| 6332000 | 2487JK 1 6 | SW-5-24-24-4 | 7,500 Sq. Feet | | | |
| | 322 EAGLE LAKE CLOSE | | | | | |
| 6333000 | R | LAND | T | 104 | RESIDENTIAL VACANT LAND | Taxable Total: 9,100 |
| | 100% Alberta School Foundation Fund | | | | | |
| 6334000 | 2487JK 1 7 | SW-5-24-24-4 | 7,500 Sq. Feet | | | |
| | 326 EAGLE LAKE CLOSE | | | | | |
| 6335000 | R | LAND | T | 104 | RESIDENTIAL VACANT LAND | Taxable Total: 9,100 |
| | 100% Alberta School Foundation Fund | | | | | |
| 6336000 | 2487JK 1 8 | SW-5-24-24-4 | 7,500 Sq. Feet | | | |
| | 330 EAGLE LAKE CLOSE | | | | | |
| 6337000 | R | LAND | T | 104 | RESIDENTIAL VACANT LAND | Taxable Total: 9,100 |
| | 100% Alberta School Foundation Fund | | | | | |
| 6338000 | 2487JK 1 9 | SW-5-24-24-4 | 8,023 Sq. Feet | | | |
| | 334 EAGLE LAKE CLOSE | | | | | |
| 6339000 | R | LAND | T | 104 | RESIDENTIAL VACANT LAND | Taxable Total: 9,600 |
| | 100% Alberta School Foundation Fund | | | | | |
| 6340000 | 2487JK 1 10 | SW-5-24-24-4 | 10,166 Sq. Feet | | | |
| | 338 EAGLE LAKE CLOSE | | | | | |
| 6341000 | R | LAND | T | 104 | RESIDENTIAL VACANT LAND | Taxable Total: 11,300 |
| | 100% Alberta School Foundation Fund | | | | | |
| 6342000 | 2487JK 1 11 | SW-5-24-24-4 | 9,005 Sq. Feet | | | |
| | 342 EAGLE LAKE CLOSE | | | | | |
| 6343000 | R | LAND | T | 104 | RESIDENTIAL VACANT LAND | Taxable Total: 10,400 |
| | 100% Alberta School Foundation Fund | | | | | |
| 6344000 | 2487JK 1 12 | SW-5-24-24-4 | 9,005 Sq. Feet | | | |
| | 346 EAGLE LAKE CLOSE | | | | | |
| 6345000 | R | LAND | T | 104 | RESIDENTIAL VACANT LAND | Taxable Total: 10,400 |
| | 100% Alberta School Foundation Fund | | | | | |
| 6346000 | 2487JK 1 13 | SW-5-24-24-4 | 8,852 Sq. Feet | | | |
| | 350 EAGLE LAKE CLOSE | | | | | |
| 6347000 | R | LAND | T | 104 | RESIDENTIAL VACANT LAND | Taxable Total: 10,200 |
| | 100% Christ The Redeemer Reg. 3 | | | | | |



2020 Assessment Roll (Valuation Date 1-July, 2020) 2021 Taxation Year, Wheatland County

Assessment Year: 2020
Tax Year: 2021

| Roll | Legal Address | Total |
|---------|--|---------|
| 6339000 | 2487JK 1 14 SW-5-24-24-4 8,852 Sq. Feet 354 EAGLE LAKE CLOSE | |
| | R LAND T 104 RESIDENTIAL VACANT LAND Taxable Total: 100% Alberta School Foundation Fund | 10,200 |
| 6340000 | 2487JK 1 15 SW-5-24-24-4 8,852 Sq. Feet 358 EAGLE LAKE CLOSE | |
| | R LAND & IMPROVEMENTS T 103 RESIDENTIAL LAND & IMPROVEMENTS Taxable Total: 100% Christ The Redeemer Reg. 3 | 216,100 |
| 6341000 | 2487JK 1 16 SW-5-24-24-4 8,852 Sq. Feet 357 EAGLE LAKE CLOSE | |
| | R LAND & IMPROVEMENTS T 103 RESIDENTIAL LAND & IMPROVEMENTS Taxable Total: 100% Christ The Redeemer Reg. 3 | 118,500 |
| 6342000 | 2487JK 1 17 SW-5-24-24-4 8,852 Sq. Feet 353 EAGLE LAKE CLOSE | |
| | R LAND & IMPROVEMENTS T 103 RESIDENTIAL LAND & IMPROVEMENTS Taxable Total: 100% Christ The Redeemer Reg. 3 | 170,700 |
| 6343000 | 2487JK 1 18 SW-5-24-24-4 8,852 Sq. Feet 349 EAGLE LAKE CLOSE | |
| | R LAND & IMPROVEMENTS T 103 RESIDENTIAL LAND & IMPROVEMENTS Taxable Total: 100% Christ The Redeemer Reg. 3 | 164,300 |
| 6344000 | 2487JK 1 19 SW-5-24-24-4 8,750 Sq. Feet 345 EAGLE LAKE CLOSE | |
| | R LAND & IMPROVEMENTS T 103 RESIDENTIAL LAND & IMPROVEMENTS Taxable Total: 100% Alberta School Foundation Fund | 182,800 |
| 6345000 | 2487JK 1 20 SW-5-24-24-4 8,125 Sq. Feet 341 EAGLE LAKE CLOSE | |
| | R LAND T 104 RESIDENTIAL VACANT LAND Taxable Total: 100% Alberta School Foundation Fund | 9,600 |
| 6346000 | 2487JK 1 21 SW-5-24-24-4 8,125 Sq. Feet 339 EAGLE LAKE CLOSE | |
| | R LAND T 104 RESIDENTIAL VACANT LAND Taxable Total: 100% Alberta School Foundation Fund | 9,600 |
| 6347000 | 2487JK 1 22 SW-5-24-24-4 8,125 Sq. Feet 335 EAGLE LAKE CLOSE | |
| | R LAND T 104 RESIDENTIAL VACANT LAND Taxable Total: | 9,600 |



2020 Assessment Roll (Valuation Date 1-July, 2020) 2021 Taxation Year, Wheatland County

Assessment Year: 2020
Tax Year: 2021

| Roll | Legal Address | | | | | | | Total |
|---------|----------------------|--------------|----------------|---|---------------------------------|-------------------------|----------------|--------|
| | | | | | 100% Christ The Redeemer Reg. 3 | | | |
| 6348000 | 2487JK 1 23 | SW-5-24-24-4 | 8,750 Sq. Feet | | | | | |
| | 331 EAGLE LAKE CLOSE | | | | | | | |
| | R | LAND | | T | 104 | RESIDENTIAL VACANT LAND | Taxable Total: | 10,200 |
| | | | | | 100% Christ The Redeemer Reg. 3 | | | |
| 6349000 | 2487JK 1 24 | SW-5-24-24-4 | 8,125 Sq. Feet | | | | | |
| | 327 EAGLE LAKE CLOSE | | | | | | | |
| | R | LAND | | T | 104 | RESIDENTIAL VACANT LAND | Taxable Total: | 9,600 |
| | | | | | 100% Christ The Redeemer Reg. 3 | | | |
| 6350000 | 2487JK 1 25 | SW-5-24-24-4 | 7,500 Sq. Feet | | | | | |
| | 323 EAGLE LAKE CLOSE | | | | | | | |
| | R | LAND | | T | 104 | RESIDENTIAL VACANT LAND | Taxable Total: | 9,100 |
| | | | | | 100% Christ The Redeemer Reg. 3 | | | |
| 6351000 | 2487JK 1 26 | SW-5-24-24-4 | 8,125 Sq. Feet | | | | | |
| | 319 EAGLE LAKE CLOSE | | | | | | | |
| | R | LAND | | T | 104 | RESIDENTIAL VACANT LAND | Taxable Total: | 9,600 |
| | | | | | 100% Christ The Redeemer Reg. 3 | | | |
| 6352000 | 2487JK 1 27 | SW-5-24-24-4 | 8,125 Sq. Feet | | | | | |
| | 315 EAGLE LAKE CLOSE | | | | | | | |
| | R | LAND | | T | 104 | RESIDENTIAL VACANT LAND | Taxable Total: | 9,600 |
| | | | | | 100% Christ The Redeemer Reg. 3 | | | |
| 6353000 | 2487JK 1 28 | SW-5-24-24-4 | 8,125 Sq. Feet | | | | | |
| | 311 EAGLE LAKE CLOSE | | | | | | | |
| | R | LAND | | T | 104 | RESIDENTIAL VACANT LAND | Taxable Total: | 9,600 |
| | | | | | 100% Christ The Redeemer Reg. 3 | | | |
| 6354000 | 2487JK 1 29 | SW-5-24-24-4 | 7,500 Sq. Feet | | | | | |
| | 307 EAGLE LAKE CLOSE | | | | | | | |
| | R | LAND | | T | 104 | RESIDENTIAL VACANT LAND | Taxable Total: | 9,100 |
| | | | | | 100% Christ The Redeemer Reg. 3 | | | |
| 6355000 | 2487JK 1 30 | SW-5-24-24-4 | 8,832 Sq. Feet | | | | | |
| | 303 EAGLE LAKE CLOSE | | | | | | | |
| | R | LAND | | T | 104 | RESIDENTIAL VACANT LAND | Taxable Total: | 10,200 |
| | | | | | 100% Christ The Redeemer Reg. 3 | | | |
| 6356000 | 2487JK 1 31 | SW-5-24-24-4 | 9,262 Sq. Feet | | | | | |
| | 297 EAGLE LAKE CRES | | | | | | | |



2020 Assessment Roll (Valuation Date 1-July, 2020) 2021 Taxation Year, Wheatland County

Assessment Year: 2020
Tax Year: 2021

| Roll | Legal Address | | | | | Total |
|---------|-------------------------------------|------|---|-----|-------------------------|-----------------------|
| 6357000 | R | LAND | T | 104 | RESIDENTIAL VACANT LAND | Taxable Total: 16,900 |
| | 100% Alberta School Foundation Fund | | | | | |
| 6358000 | R | LAND | T | 104 | RESIDENTIAL VACANT LAND | Taxable Total: 15,400 |
| | 100% Alberta School Foundation Fund | | | | | |
| 6359000 | R | LAND | T | 104 | RESIDENTIAL VACANT LAND | Taxable Total: 15,400 |
| | 100% Alberta School Foundation Fund | | | | | |
| 6360000 | R | LAND | T | 104 | RESIDENTIAL VACANT LAND | Taxable Total: 15,400 |
| | 100% Alberta School Foundation Fund | | | | | |
| 6361000 | R | LAND | T | 104 | RESIDENTIAL VACANT LAND | Taxable Total: 15,400 |
| | 100% Christ The Redeemer Reg. 3 | | | | | |
| 6362000 | R | LAND | T | 104 | RESIDENTIAL VACANT LAND | Taxable Total: 15,400 |
| | 100% Alberta School Foundation Fund | | | | | |
| 6363000 | R | LAND | T | 104 | RESIDENTIAL VACANT LAND | Taxable Total: 15,400 |
| | 100% Alberta School Foundation Fund | | | | | |
| 6364000 | R | LAND | T | 104 | RESIDENTIAL VACANT LAND | Taxable Total: 15,800 |
| | 100% Alberta School Foundation Fund | | | | | |



2020 Assessment Roll (Valuation Date 1-July, 2020) 2021 Taxation Year, Wheatland County

Assessment Year: 2020
Tax Year: 2021

| Roll | Legal Address | Total |
|---------|---|---------|
| 6365000 | 2487JK 1 40 SW-5-24-24-4 13,620 Sq. Feet 261 EAGLE LAKE CRES R LAND T 104 RESIDENTIAL VACANT LAND 100% Alberta School Foundation Fund Taxable Total: | 21,400 |
| 6366000 | 2487JK 1 41 SW-5-24-24-4 10,845 Sq. Feet 257 EAGLE LAKE CRES R LAND T 104 RESIDENTIAL VACANT LAND 100% Alberta School Foundation Fund Taxable Total: | 19,000 |
| 6367000 | 2487JK 1 42 SW-5-24-24-4 9,960 Sq. Feet 253 EAGLE LAKE CRES R LAND T 104 RESIDENTIAL VACANT LAND 100% Alberta School Foundation Fund Taxable Total: | 17,900 |
| 6368000 | 2487JK 1 43 SW-5-24-24-4 7,876 Sq. Feet 249 EAGLE LAKE CRES R LAND T 104 RESIDENTIAL VACANT LAND 100% Alberta School Foundation Fund Taxable Total: | 15,100 |
| 6369000 | 2487JK 1 44 SW-5-24-24-4 7,500 Sq. Feet 245 EAGLE LAKE CRES R LAND T 104 RESIDENTIAL VACANT LAND 100% Alberta School Foundation Fund Taxable Total: | 14,600 |
| 6370000 | 2487JK 1 45 SW-5-24-24-4 7,500 Sq. Feet 241 EAGLE LAKE CRES R LAND & IMPROVEMENTS T 103 RESIDENTIAL LAND & IMPROVEMENTS Taxable Total: 100% Christ The Redeemer Reg. 3 | 200,300 |
| 6371000 | 2487JK 1 46 SW-5-24-24-4 7,500 Sq. Feet 237 EAGLE LAKE CRES R LAND & IMPROVEMENTS T 103 RESIDENTIAL LAND & IMPROVEMENTS Taxable Total: 100% Christ The Redeemer Reg. 3 | 119,200 |
| 6372000 | 2487JK 1 47 SW-5-24-24-4 8,301 Sq. Feet 233 EAGLE LAKE CRES R LAND T 104 RESIDENTIAL VACANT LAND 100% Alberta School Foundation Fund Taxable Total: | 15,700 |
| 6373000 | 2487JK 1 48 SW-5-24-24-4 10,333 Sq. Feet 229 EAGLE LAKE CRES R LAND T 104 RESIDENTIAL VACANT LAND Taxable Total: | 18,300 |



2020 Assessment Roll (Valuation Date 1-July, 2020) 2021 Taxation Year, Wheatland County

Assessment Year: 2020
Tax Year: 2021

| Roll | Legal Address | | | | Total |
|---------|--------------------------|----------------|-------|--|---------|
| | | | | 100% Alberta School Foundation Fund | |
| 6374000 | 2487JK 1 49 SW-5-24-24-4 | 9,552 Sq. Feet | | | |
| | 225 EAGLE LAKE CRES | | | | |
| | R LAND & IMPROVEMENTS | | T 103 | RESIDENTIAL LAND & IMPROVEMENTS Taxable Total: | 68,900 |
| | | | | 100% Christ The Redeemer Reg. 3 | |
| 6375000 | 2487JK 1 50 SW-5-24-24-4 | 9,375 Sq. Feet | | | |
| | 221 EAGLE LAKE CRES | | | | |
| | R LAND & IMPROVEMENTS | | T 103 | RESIDENTIAL LAND & IMPROVEMENTS Taxable Total: | 198,900 |
| | | | | 100% The Golden Hills Reg. Div. 15 | |
| 6376000 | 2487JK 1 51 SW-5-24-24-4 | 9,375 Sq. Feet | | | |
| | 217 EAGLE LAKE CRES | | | | |
| | R LAND | | T 104 | RESIDENTIAL VACANT LAND Taxable Total: | 17,100 |
| | | | | 100% Alberta School Foundation Fund | |
| 6377000 | 2487JK 1 52 SW-5-24-24-4 | 9,375 Sq. Feet | | | |
| | 213 EAGLE LAKE CRES | | | | |
| | R LAND | | T 104 | RESIDENTIAL VACANT LAND Taxable Total: | 17,100 |
| | | | | 100% Alberta School Foundation Fund | |
| 6378000 | 2487JK 1 53 SW-5-24-24-4 | 9,375 Sq. Feet | | | |
| | 209 EAGLE LAKE CRES | | | | |
| | R LAND | | T 104 | RESIDENTIAL VACANT LAND Taxable Total: | 17,100 |
| | | | | 100% Alberta School Foundation Fund | |
| 6379000 | 2487JK 1 54 SW-5-24-24-4 | 9,375 Sq. Feet | | | |
| | 205 EAGLE LAKE CRES | | | | |
| | R LAND | | T 104 | RESIDENTIAL VACANT LAND Taxable Total: | 17,100 |
| | | | | 100% Alberta School Foundation Fund | |
| 6380000 | 2487JK 1 55 SW-5-24-24-4 | 9,262 Sq. Feet | | | |
| | 201 EAGLE LAKE CRES | | | | |
| | R LAND | | T 104 | RESIDENTIAL VACANT LAND Taxable Total: | 16,900 |
| | | | | 100% Alberta School Foundation Fund | |
| 6381000 | 2487JK 1 56 SW-5-24-24-4 | 8,363 Sq. Feet | | | |
| | 102 EAGLE LAKE PL | | | | |
| | R LAND | | T 104 | RESIDENTIAL VACANT LAND Taxable Total: | 15,700 |
| | | | | 100% Alberta School Foundation Fund | |
| 6382000 | 2487JK 1 57 SW-5-24-24-4 | 8,125 Sq. Feet | | | |
| | 106 EAGLE LAKE PL | | | | |



2020 Assessment Roll (Valuation Date 1-July, 2020) 2021 Taxation Year, Wheatland County

Assessment Year: 2020
Tax Year: 2021

| Roll | Legal Address | | | | | Total |
|---------|-------------------------------------|--------------|-----------------|-----|-------------------------|-----------------------|
| 6383000 | R | LAND | T | 104 | RESIDENTIAL VACANT LAND | Taxable Total: 15,400 |
| | 100% Alberta School Foundation Fund | | | | | |
| 6384000 | 2487JK 1 58 | SW-5-24-24-4 | 8,125 Sq. Feet | | | |
| | 110 EAGLE LAKE PL | | | | | |
| 6385000 | R | LAND | T | 104 | RESIDENTIAL VACANT LAND | Taxable Total: 15,400 |
| | 100% Alberta School Foundation Fund | | | | | |
| 6386000 | 2487JK 1 59 | SW-5-24-24-4 | 8,125 Sq. Feet | | | |
| | 114 EAGLE LAKE PL | | | | | |
| 6387000 | R | LAND | T | 104 | RESIDENTIAL VACANT LAND | Taxable Total: 15,400 |
| | 100% Alberta School Foundation Fund | | | | | |
| 6388000 | 2487JK 1 60 | SW-5-24-24-4 | 8,125 Sq. Feet | | | |
| | 118 EAGLE LAKE PL | | | | | |
| 6389000 | R | LAND | T | 104 | RESIDENTIAL VACANT LAND | Taxable Total: 15,400 |
| | 100% Alberta School Foundation Fund | | | | | |
| 6390000 | 2487JK 1 61 | SW-5-24-24-4 | 8,619 Sq. Feet | | | |
| | 122 EAGLE LAKE PL | | | | | |
| 6391000 | R | LAND | T | 104 | RESIDENTIAL VACANT LAND | Taxable Total: 16,100 |
| | 100% Alberta School Foundation Fund | | | | | |
| 6392000 | 2487JK 1 62 | SW-5-24-24-4 | 10,164 Sq. Feet | | | |
| | 126 EAGLE LAKE PL | | | | | |
| 6393000 | R | LAND | T | 104 | RESIDENTIAL VACANT LAND | Taxable Total: 18,100 |
| | 100% Alberta School Foundation Fund | | | | | |
| 6394000 | 2487JK 1 63 | SW-5-24-24-4 | 11,144 Sq. Feet | | | |
| | 130 EAGLE LAKE PL | | | | | |
| 6395000 | R | LAND | T | 104 | RESIDENTIAL VACANT LAND | Taxable Total: 19,300 |
| | 100% Alberta School Foundation Fund | | | | | |
| 6396000 | 2487JK 1 64 | SW-5-24-24-4 | 7,886 Sq. Feet | | | |
| | 134 EAGLE LAKE PL | | | | | |
| 6397000 | R | LAND | T | 104 | RESIDENTIAL VACANT LAND | Taxable Total: 15,100 |
| | 100% Alberta School Foundation Fund | | | | | |
| 6398000 | 2487JK 1 65 | SW-5-24-24-4 | 7,500 Sq. Feet | | | |
| | 138 EAGLE LAKE PL | | | | | |
| 6399000 | R | LAND | T | 104 | RESIDENTIAL VACANT LAND | Taxable Total: 14,600 |
| | 100% Alberta School Foundation Fund | | | | | |



2020 Assessment Roll (Valuation Date 1-July, 2020) 2021 Taxation Year, Wheatland County

Assessment Year: 2020
Tax Year: 2021

| Roll | Legal Address | Total |
|---------|--|---------|
| 6391000 | 2487JK 1 66 SW-5-24-24-4 7,500 Sq. Feet 142 EAGLE LAKE PL | |
| | R LAND T 104 RESIDENTIAL VACANT LAND Taxable Total: 100% Alberta School Foundation Fund | 14,600 |
| 6392000 | 2487JK 1 67 SW-5-24-24-4 7,500 Sq. Feet 146 EAGLE LAKE PL | |
| | R LAND & IMPROVEMENTS T 103 RESIDENTIAL LAND & IMPROVEMENTS Taxable Total: 100% Christ The Redeemer Reg. 3 | 124,900 |
| 6393000 | 2487JK 1 68 SW-5-24-24-4 7,500 Sq. Feet 150 EAGLE LAKE PL | |
| | R LAND & IMPROVEMENTS T 103 RESIDENTIAL LAND & IMPROVEMENTS Taxable Total: 100% Christ The Redeemer Reg. 3 | 148,000 |
| 6394000 | 2487JK 1 69 SW-5-24-24-4 7,500 Sq. Feet 154 EAGLE LAKE PL | |
| | R LAND & IMPROVEMENTS T 103 RESIDENTIAL LAND & IMPROVEMENTS Taxable Total: 100% Alberta School Foundation Fund | 186,800 |
| 6395000 | 2487JK 1 70 SW-5-24-24-4 7,500 Sq. Feet 158 EAGLE LAKE PL | |
| | R LAND & IMPROVEMENTS T 103 RESIDENTIAL LAND & IMPROVEMENTS Taxable Total: 100% Alberta School Foundation Fund | 230,400 |
| 6396000 | 2487JK 1 71 SW-5-24-24-4 11,578 Sq. Feet 162 EAGLE LAKE PL | |
| | R LAND & IMPROVEMENTS T 103 RESIDENTIAL LAND & IMPROVEMENTS Taxable Total: 100% Alberta School Foundation Fund | 324,300 |
| 6397000 | 2487JK 1 72 SW-5-24-24-4 12,462 Sq. Feet 166 EAGLE LAKE PL | |
| | R LAND & IMPROVEMENTS T 103 RESIDENTIAL LAND & IMPROVEMENTS Taxable Total: 100% Christ The Redeemer Reg. 3 | 238,400 |
| 6398000 | 2487JK 1 73 SW-5-24-24-4 9,137 Sq. Feet 170 EAGLE LAKE PL | |
| | R LAND & IMPROVEMENTS T 103 RESIDENTIAL LAND & IMPROVEMENTS Taxable Total: 100% Alberta School Foundation Fund | 264,500 |
| 6399000 | 2487JK 1 74 SW-5-24-24-4 10,227 Sq. Feet 167 EAGLE LAKE PL | |
| | R LAND T 104 RESIDENTIAL VACANT LAND Taxable Total: | 18,200 |



2020 Assessment Roll (Valuation Date 1-July, 2020) 2021 Taxation Year, Wheatland County

Assessment Year: 2020
Tax Year: 2021

| Roll | Legal Address | | | | | Total |
|---------|---|-------------------------------------|-------------------------|----------------|--------|-------|
| 6400000 | 2487JK 1 75 SW-5-24-24-4 9,965 Sq. Feet 163 EAGLE LAKE PL | 100% Alberta School Foundation Fund | | | | |
| | R LAND | T 104 | RESIDENTIAL VACANT LAND | Taxable Total: | 17,900 | |
| 6401000 | 2487JK 1 76 SW-5-24-24-4 10,958 Sq. Feet 157 EAGLE LAKE PL | 100% Alberta School Foundation Fund | | | | |
| | R LAND | T 104 | RESIDENTIAL VACANT LAND | Taxable Total: | 19,200 | |
| 6402000 | 2487JK 1 77 SW-5-24-24-4 8,125 Sq. Feet 153 EAGLE LAKE PL | 100% Alberta School Foundation Fund | | | | |
| | R LAND | T 104 | RESIDENTIAL VACANT LAND | Taxable Total: | 15,400 | |
| 6403000 | 2487JK 1 78 SW-5-24-24-4 7,714 Sq. Feet 149 EAGLE LAKE PL | 100% Alberta School Foundation Fund | | | | |
| | R LAND | T 104 | RESIDENTIAL VACANT LAND | Taxable Total: | 14,900 | |
| 6404000 | 2487JK 1 79 SW-5-24-24-4 7,962 Sq. Feet 145 EAGLE LAKE PL | 100% Alberta School Foundation Fund | | | | |
| | R LAND | T 104 | RESIDENTIAL VACANT LAND | Taxable Total: | 15,200 | |
| 6405000 | 2487JK 1 80 SW-5-24-24-4 7,961 Sq. Feet 141 EAGLE LAKE PL | 100% Alberta School Foundation Fund | | | | |
| | R LAND | T 104 | RESIDENTIAL VACANT LAND | Taxable Total: | 15,200 | |
| 6406000 | 2487JK 1 81 SW-5-24-24-4 9,180 Sq. Feet 129 EAGLE LAKE PL | 100% Alberta School Foundation Fund | | | | |
| | R LAND | T 104 | RESIDENTIAL VACANT LAND | Taxable Total: | 16,800 | |
| 6407000 | 2487JK 1 82 SW-5-24-24-4 8,750 Sq. Feet 117 EAGLE LAKE PL | 100% Alberta School Foundation Fund | | | | |
| | R LAND | T 104 | RESIDENTIAL VACANT LAND | Taxable Total: | 16,300 | |
| 6408000 | 2487JK 1 83 SW-5-24-24-4 7,500 Sq. Feet 113 EAGLE LAKE PL | | | | | |



2020 Assessment Roll (Valuation Date 1-July, 2020) 2021 Taxation Year, Wheatland County

Assessment Year: 2020
Tax Year: 2021

| Roll | Legal Address | | | | | Total |
|---------|---------------|--------------|----------------|---------------------|--|-----------------------|
| 6409000 | R | LAND | T | 104 | RESIDENTIAL VACANT LAND 100% Alberta School Foundation Fund | Taxable Total: 14,600 |
| | 2487JK 1 84 | SW-5-24-24-4 | 7,500 Sq. Feet | 109 EAGLE LAKE PL | | |
| 6410000 | R | LAND | T | 104 | RESIDENTIAL VACANT LAND 100% Alberta School Foundation Fund | Taxable Total: 14,600 |
| | 2487JK 1 85 | SW-5-24-24-4 | 7,500 Sq. Feet | 105 EAGLE LAKE PL | | |
| 6411000 | R | LAND | T | 104 | RESIDENTIAL VACANT LAND 100% Alberta School Foundation Fund | Taxable Total: 14,600 |
| | 2487JK 1 86 | SW-5-24-24-4 | 8,468 Sq. Feet | 101 EAGLE LAKE PL | | |
| 6412000 | R | LAND | T | 104 | RESIDENTIAL VACANT LAND 100% Alberta School Foundation Fund | Taxable Total: 15,900 |
| | 2487JK 1 87 | SW-5-24-24-4 | 11.63 Acres | | Eagle Lake Unnamed Park/Boat Launch Area | |
| 6413000 | NR | LAND | E | 155 | WHEATLAND COUNTY EXEMPT 100% Alberta School Foundation Fund | Exempt Total: 260,270 |
| | 2487JK 2 1 | SW-5-24-24-4 | 9,591 Sq. Feet | 296 EAGLE LAKE CRES | | |
| 6414000 | R | LAND | T | 104 | RESIDENTIAL VACANT LAND 100% Alberta School Foundation Fund | Taxable Total: 17,400 |
| | 2487JK 2 2 | SW-5-24-24-4 | 9,750 Sq. Feet | 292 EAGLE LAKE CRES | | |
| 6415000 | R | LAND | T | 104 | RESIDENTIAL VACANT LAND 100% Alberta School Foundation Fund | Taxable Total: 17,600 |
| | 2487JK 2 3 | SW-5-24-24-4 | 9,750 Sq. Feet | 288 EAGLE LAKE CRES | | |
| 6416000 | R | LAND | T | 104 | RESIDENTIAL VACANT LAND 100% Alberta School Foundation Fund | Taxable Total: 17,600 |
| | 2487JK 2 4 | SW-5-24-24-4 | 9,750 Sq. Feet | 282 EAGLE LAKE CRES | | |
| | R | LAND | T | 104 | RESIDENTIAL VACANT LAND 100% Alberta School Foundation Fund | Taxable Total: 17,600 |



2020 Assessment Roll (Valuation Date 1-July, 2020) 2021 Taxation Year, Wheatland County

Assessment Year: 2020
Tax Year: 2021

| Roll | Legal Address | Total |
|---------|--|---------|
| 6417000 | 2487JK 2 5 SW-5-24-24-4 9,750 Sq. Feet 278 EAGLE LAKE CRES | |
| | R LAND T 104 RESIDENTIAL VACANT LAND 100% Alberta School Foundation Fund Taxable Total: | 17,600 |
| 6418000 | 2487JK 2 6 SW-5-24-24-4 9,750 Sq. Feet 274 EAGLE LAKE CRES | |
| | R LAND T 104 RESIDENTIAL VACANT LAND 100% Alberta School Foundation Fund Taxable Total: | 17,600 |
| 6419000 | 2487JK 2 7 SW-5-24-24-4 9,750 Sq. Feet 270 EAGLE LAKE CRES | |
| | R LAND T 104 RESIDENTIAL VACANT LAND 100% Alberta School Foundation Fund Taxable Total: | 17,600 |
| 6420000 | 2487JK 2 8 SW-5-24-24-4 7,910 Sq. Feet 246 EAGLE LAKE CRES | |
| | R LAND T 104 RESIDENTIAL VACANT LAND 100% Alberta School Foundation Fund Taxable Total: | 15,200 |
| 6421000 | 2487JK 2 9 SW-5-24-24-4 11,148 Sq. Feet 234 EAGLE LAKE CRES | |
| | R LAND T 104 RESIDENTIAL VACANT LAND 100% Alberta School Foundation Fund Taxable Total: | 19,300 |
| 6422000 | 2487JK 2 10 SW-5-24-24-4 9,750 Sq. Feet 222 EAGLE LAKE CRES | |
| | R LAND T 104 RESIDENTIAL VACANT LAND 100% Alberta School Foundation Fund Taxable Total: | 17,600 |
| 6423000 | 2487JK 2 11 SW-5-24-24-4 9,750 Sq. Feet 218 EAGLE LAKE CRES | |
| | R LAND & IMPROVEMENTS T 103 RESIDENTIAL LAND & IMPROVEMENTS 100% The Golden Hills Reg. Div. 15 Taxable Total: | 161,900 |
| 6424000 | 2487JK 2 12 SW-5-24-24-4 9,750 Sq. Feet 214 EAGLE LAKE CRES | |
| | R LAND T 104 RESIDENTIAL VACANT LAND 100% Alberta School Foundation Fund Taxable Total: | 17,600 |
| 6425000 | 2487JK 2 13 SW-5-24-24-4 9,750 Sq. Feet 210 EAGLE LAKE CRES | |
| | R LAND T 104 RESIDENTIAL VACANT LAND Taxable Total: | 17,600 |



2020 Assessment Roll (Valuation Date 1-July, 2020) 2021 Taxation Year, Wheatland County

Assessment Year: 2020
Tax Year: 2021

| Roll | Legal Address | | | | | Total |
|---------|--|-------------------------------------|---------------------------------|---------------------|---------|---------|
| | | 100% Alberta School Foundation Fund | | | | |
| 6426000 | 2487JK 2 14 SW-5-24-24-4 9,750 Sq. Feet 206 EAGLE LAKE CRES | | | | | |
| | R LAND | T 104 | RESIDENTIAL VACANT LAND | Taxable Total: | 17,600 | |
| | | 100% Alberta School Foundation Fund | | | | |
| 6427000 | 2487JK 2 15 SW-5-24-24-4 9,637 Sq. Feet 202 EAGLE LAKE CRES | | | | | |
| | R LAND | T 104 | RESIDENTIAL VACANT LAND | Taxable Total: | 17,400 | |
| | | 100% Alberta School Foundation Fund | | | | |
| 6428000 | 2487JK A SW-5-24-24-4 8.21 Acres | | | | | |
| | F LAND | T 1 | FARMLAND | Taxable Total: | 1,120 | |
| | | 100% Christ The Redeemer Reg. 3 | | | | |
| 6429000 | NE-1-24-24-4 152.80 Acres 240046 RGE RD 240 | | | | | |
| | F LAND | T 1 | FARMLAND | Taxable Total: | 34,370 | |
| | | 100% Alberta School Foundation Fund | | | | |
| 6430000 | 9310832 1 NW-1-24-24-4 173.19 Acres | | | & SE Corner SW 12 | | |
| | F LAND | T 1 | FARMLAND | Taxable Total: | 39,540 | |
| | | 100% Alberta School Foundation Fund | | | | |
| 6431010 | SE-1-24-24-4 131.10 Acres | | | Model Airplane Club | | |
| | F LAND & IMPROVEMENTS | T 1 | FARMLAND | | 26,930 | |
| | NR | E 169 | MISC. PROPERTY EXEMPT | | 14,600 | |
| | | 100% Alberta School Foundation Fund | | | | |
| | | Totals: | | | | 41,530 |
| 6431020 | SE-1-24-24-4 18.50 Acres 240010 RGE RD 240 | | | Southeast Corner | | |
| | F LAND & IMPROVEMENTS | T 1 | FARMLAND | | 2,110 | |
| | R | T 103 | RESIDENTIAL LAND & IMPROVEMENTS | | 255,350 | |
| | | Taxable Total: | | | | 257,460 |
| | R | E 901 | RURAL RESIDENCE EXEMPTION (RAP) | | 2,110 | |
| | R | E 903 | FARM BUILDING EXEMPT | | 33,050 | |
| | | 100% Alberta School Foundation Fund | | | | |
| | | Exempt Total: | | | | 35,160 |
| | | Totals: | | | | 292,620 |



2020 Assessment Roll (Valuation Date 1-July, 2020) 2021 Taxation Year, Wheatland County

Assessment Year: 2020
Tax Year: 2021

| Roll | Legal Address | | | | | | Total |
|---------|-----------------------|--------------|-------------------------------------|---------------------------------|--|----------------|---------|
| 6432000 | SW-1-24-24-4 | 160.00 Acres | | | | | |
| | 240046 TWP RD 240 | | | | | | |
| | F LAND & IMPROVEMENTS | | T 1 | FARMLAND | | | 38,700 |
| | R | | T 103 | RESIDENTIAL LAND & IMPROVEMENTS | | | 566,340 |
| | | | Taxable Total: | | | | 605,040 |
| | R | | E 901 | RURAL RESIDENCE EXEMPTION (RAP) | | | 92,310 |
| | R | | E 903 | FARM BUILDING EXEMPT | | | 15,460 |
| | | | 100% Alberta School Foundation Fund | | | | 107,770 |
| | | | Exempt Total: | | | | 107,770 |
| | | | Totals: | | | | 712,810 |
| 6433000 | NE-2-24-24-4 | 80.00 Acres | | | | | |
| | | | LSD 10 & 15 | | | | |
| | F LAND | | T 1 | FARMLAND | | Taxable Total: | 11,300 |
| | | | 100% Alberta School Foundation Fund | | | | |
| 6434000 | NE-2-24-24-4 | 80.00 Acres | | | | | |
| | | | LSD 9 & 16 | | | | |
| | F LAND | | T 1 | FARMLAND | | Taxable Total: | 12,630 |
| | | | 100% Alberta School Foundation Fund | | | | |
| 6435000 | NW-2-24-24-4 | 160.00 Acres | | | | | |
| | | | | | | | |
| | F LAND | | T 1 | FARMLAND | | Taxable Total: | 20,430 |
| | | | 100% Alberta School Foundation Fund | | | | |
| 6436000 | SE-2-24-24-4 | 160.00 Acres | | | | | |
| | | | | | | | |
| | F LAND | | T 1 | FARMLAND | | Taxable Total: | 31,730 |
| | | | 100% Alberta School Foundation Fund | | | | |
| 6437000 | SW-2-24-24-4 | 160.00 Acres | | | | | |
| | 240007 RGE RD 242 | | | | | | |
| | F LAND & IMPROVEMENTS | | T 1 | FARMLAND | | | 23,810 |
| | R | | T 103 | RESIDENTIAL LAND & IMPROVEMENTS | | | 500,930 |
| | | | Taxable Total: | | | | 524,740 |
| | R | | E 901 | RURAL RESIDENCE EXEMPTION (RAP) | | | 30,770 |
| | R | | E 903 | FARM BUILDING EXEMPT | | | 19,200 |
| | | | 100% Alberta School Foundation Fund | | | | 49,970 |
| | | | Exempt Total: | | | | 49,970 |
| | | | Totals: | | | | 574,710 |
| 6438000 | NE-3-24-24-4 | 151.55 Acres | | | | | |
| | 240074A RGE RD 242 | | | | | | |
| | F LAND & IMPROVEMENTS | | T 1 | FARMLAND | | | 14,450 |



2020 Assessment Roll (Valuation Date 1-July, 2020) 2021 Taxation Year, Wheatland County

Assessment Year: 2020
Tax Year: 2021

| Roll | Legal Address | | | | Total |
|---------|--------------------|---------------------|------------|---|--------------------------------------|
| | R | T | 103 | RESIDENTIAL LAND & IMPROVEMENTS | 273,280 |
| | | | | Taxable Total: | 287,730 |
| | NR | E | 167 | WESTERN IRRIGATION DIST EXEMPT | 41,650 |
| | R | E | 901 | RURAL RESIDENCE EXEMPTION (RAP) | 31,220 |
| | | | 100% | Alberta School Foundation Fund | 72,870 |
| | | | | Exempt Total: | 360,600 |
| | | | | Totals: | |
| 6438010 | 0915104 A | NE-3-24-24-4 | 8.45 Acres | S EASTERLY PART LSD 16 Barstow Radio Tower Site | |
| | NR | LAND & IMPROVEMENTS | T | 105 | NON-RESEIDENTIAL LAND & IMPROVEMENTS |
| | | | | 100% | Alberta School Foundation Fund |
| | | | | Taxable Total: | 448,640 |
| 6439000 | NW-3-24-24-4 | 160.00 Acres | | | |
| | F | LAND | T | 1 | FARMLAND |
| | | | | 100% | Alberta School Foundation Fund |
| | | | | Taxable Total: | 20,190 |
| 6440000 | SE-3-24-24-4 | 160.00 Acres | | Eagle Lake Composting Site | |
| | 240040A RGE RD 242 | | | | |
| | F | LAND & IMPROVEMENTS | T | 1 | FARMLAND |
| | R | | T | 103 | RESIDENTIAL LAND & IMPROVEMENTS |
| | NR | | T | 105 | NON-RESEIDENTIAL LAND & IMPROVEMENTS |
| | | | | Taxable Total: | 586,090 |
| | R | | E | 901 | RURAL RESIDENCE EXEMPTION (RAP) |
| | | | | 100% | Alberta School Foundation Fund |
| | | | | Totals: | 678,400 |
| 6441000 | SW-3-24-24-4 | 159.51 Acres | | | |
| | 240007 RGE RD 243 | | | | |
| | F | LAND & IMPROVEMENTS | T | 1 | FARMLAND |
| | R | | T | 103 | RESIDENTIAL LAND & IMPROVEMENTS |
| | | | | Taxable Total: | 503,610 |
| | R | | E | 901 | RURAL RESIDENCE EXEMPTION (RAP) |
| | | | | 100% | Christ The Redeemer Reg. 3 |
| | | | | Totals: | 552,170 |
| 6442000 | NE-4-24-24-4 | 87.75 Acres | | East Of Canal | |
| | F | LAND | T | 1 | FARMLAND |
| | | | | 100% | Alberta School Foundation Fund |
| | | | | Taxable Total: | 15,250 |
| 6442005 | 1511626 1 1 | NE-4-24-24-4 | 4.78 Acres | NE Corner of LSD 16 | |
| | 240078 RGE RD 243 | | | | |
| | R | LAND & IMPROVEMENTS | T | 103 | RESIDENTIAL LAND & IMPROVEMENTS |
| | | | | 100% | Alberta School Foundation Fund |
| | | | | Taxable Total: | 708,800 |



2020 Assessment Roll (Valuation Date 1-July, 2020) 2021 Taxation Year, Wheatland County

Assessment Year: 2020
Tax Year: 2021

| Roll | Legal Address | | | | Total |
|---------|---------------|---------------------|--------------|--|---------|
| 6442010 | 1511626 1 2 | NE-4-24-24-4 | 3.82 Acres | SE Portion of LSD 16 | |
| | 240068 | RGE RD 243 | | | |
| | R | LAND & IMPROVEMENTS | T 103 | RESIDENTIAL LAND & IMPROVEMENTS Taxable Total: | 441,600 |
| | | | | 100% Alberta School Foundation Fund | |
| 6442020 | 1511626 1 3 | NE-4-24-24-4 | 2.81 Acres | NE Corner of LSD 9 | |
| | 240066 | RGE RD 243 | | | |
| | R | LAND & IMPROVEMENTS | T 103 | RESIDENTIAL LAND & IMPROVEMENTS Taxable Total: | 548,800 |
| | | | | 50% The Golden Hills Reg. Div. 15 | |
| | | | | 50% Christ The Redeemer Reg. 3 | |
| 6443000 | NE-4-24-24-4 | | 51.00 Acres | West of Canal | |
| | F | LAND | T 1 | FARMLAND | |
| | | | | 100% The Golden Hills Reg. Div. 15 | |
| | | | | Taxable Total: | 4,360 |
| 6444000 | NW-4-24-24-4 | | 157.00 Acres | | |
| | F | LAND | T 1 | FARMLAND | |
| | | | | 100% The Golden Hills Reg. Div. 15 | |
| | | | | Taxable Total: | 15,980 |
| 6444010 | 0712663 1 1 | NW-4-24-24-4 | 2.99 Acres | NW Corner LSD 13 | |
| | F | LAND | T 1 | FARMLAND | |
| | | | | 100% The Golden Hills Reg. Div. 15 | |
| | | | | Taxable Total: | 640 |
| 6445000 | SE-4-24-24-4 | | 96.73 Acres | West of Canal | |
| | F | LAND | T 1 | FARMLAND | |
| | | | | 100% Alberta School Foundation Fund | |
| | | | | Taxable Total: | 10,290 |
| 6446000 | SE-4-24-24-4 | | 49.10 Acres | | |
| | 240010 | RGE RD 243 | | | |
| | F | LAND & IMPROVEMENTS | T 1 | FARMLAND | 8,280 |
| | R | | T 103 | RESIDENTIAL LAND & IMPROVEMENTS | 504,660 |
| | | | | Taxable Total: | 512,940 |
| | R | | E 901 | RURAL RESIDENCE EXEMPTION (RAP) | 38,660 |
| | R | | E 903 | FARM BUILDING EXEMPT | 11,840 |
| | | | | 100% Alberta School Foundation Fund | |
| | | | | Exempt Total: | 50,500 |
| | | | | Totals: | 563,440 |
| 6446010 | 1810338 1 1 | SE-4-24-24-4 | 3.00 Acres | SE Corner of LSD 8 | |



2020 Assessment Roll (Valuation Date 1-July, 2020) 2021 Taxation Year, Wheatland County

Assessment Year: 2020
Tax Year: 2021

| Roll | Legal Address | | | | | Total |
|---------|---------------|---------------------------|---|-----|-------------------------------------|--|
| | F | LAND | T | 1 | FARMLAND | |
| | | | | | 100% Alberta School Foundation Fund | Taxable Total: 550 |
| 6447000 | SW-4-24-24-4 | 159.80 Acres | | | | |
| | F | LAND | T | 1 | FARMLAND | |
| | | | | | 100% Alberta School Foundation Fund | Taxable Total: 13,520 |
| 6448000 | NE-5-24-24-4 | 62.72 Acres | | | | Northeast of Lake |
| | F | LAND | T | 1 | FARMLAND | |
| | | | | | 100% Alberta School Foundation Fund | Taxable Total: 5,540 |
| 6448010 | NE-5-24-24-4 | 9.93 Acres | | | | Southeast Corner |
| | F | LAND | T | 1 | FARMLAND | |
| | | | | | 100% Alberta School Foundation Fund | Taxable Total: 870 |
| 6448500 | IRR235 RW 24 | NE-5-24-24-4 142.45 Acres | | | | NW OF EAGLE LAKE; NE=78.4; NW=24 |
| | NR | LAND | E | 167 | WESTERN IRRIGATION DIST EXEMPT | |
| | | | | | 100% Alberta School Foundation Fund | Exempt Total: 175,700 |
| 6449000 | NE-5-24-24-4 | 0.95 Acres | | | | Northwest Corner |
| | R | LAND | T | 104 | RESIDENTIAL VACANT LAND | |
| | | | | | 100% Christ The Redeemer Reg. 3 | Taxable Total: 5,200 |
| 6450000 | NW-5-24-24-4 | 73.00 Acres | | | | LSD 13 & Ptn LSD 14 |
| | F | LAND | T | 1 | FARMLAND | |
| | | | | | 100% Alberta School Foundation Fund | Taxable Total: 10,440 |
| 6451000 | NW-5-24-24-4 | 63.00 Acres | | | | South Half West of Lake Eaglelake Nurseries Wholesale only |
| | | 240039A RGE RD 245 | | | | |
| | F | LAND & IMPROVEMENTS | T | 1 | FARMLAND | 9,030 |
| | R | | T | 103 | RESIDENTIAL LAND & IMPROVEMENTS | 429,890 |
| | | | | | | Taxable Total: 438,920 |
| | R | | E | 901 | RURAL RESIDENCE EXEMPTION (RAP) | 18,110 |
| | R | | E | 903 | FARM BUILDING EXEMPT | 134,920 |
| | | | | | 100% Alberta School Foundation Fund | Exempt Total: 153,030 |
| | | | | | | Totals: 591,950 |



2020 Assessment Roll (Valuation Date 1-July, 2020) 2021 Taxation Year, Wheatland County

Assessment Year: 2020
Tax Year: 2021

| Roll | Legal Address | | | | Total |
|---------|-----------------------|--------------|---------------------------------------|------------------|-----------|
| 6452000 | SE-5-24-24-4 | 11.00 Acres | | Northeast Corner | |
| | F LAND | | T 1 FARMLAND | Taxable Total: | 780 |
| | | | 100% Alberta School Foundation Fund | | |
| 6453000 | SW-5-24-24-4 | 36.80 Acres | | West of Lake | |
| | 240033 RGE RD 245 | | | | |
| | F LAND & IMPROVEMENTS | | T 1 FARMLAND | | 6,090 |
| | R | | T 103 RESIDENTIAL LAND & IMPROVEMENTS | | 663,060 |
| | | | | Taxable Total: | 669,150 |
| | R | | E 901 RURAL RESIDENCE EXEMPTION (RAP) | | 61,540 |
| | R | | E 903 FARM BUILDING EXEMPT | | 1,168,780 |
| | | | 100% Christ The Redeemer Reg. 3 | Exempt Total: | 1,230,320 |
| | | | | Totals: | 1,899,470 |
| 6454000 | NE-6-24-24-4 | 160.00 Acres | | | |
| | F LAND | | T 1 FARMLAND | Taxable Total: | 16,840 |
| | | | 100% The Golden Hills Reg. Div. 15 | | |
| 6455000 | NW-6-24-24-4 | 160.00 Acres | | | |
| | F LAND | | T 1 FARMLAND | Taxable Total: | 29,480 |
| | | | 100% The Golden Hills Reg. Div. 15 | | |
| 6456000 | SE-6-24-24-4 | 159.00 Acres | | | |
| | F LAND | | T 1 FARMLAND | Taxable Total: | 16,120 |
| | | | 100% The Golden Hills Reg. Div. 15 | | |
| 6457000 | SW-6-24-24-4 | 160.00 Acres | | | |
| | F LAND | | T 1 FARMLAND | Taxable Total: | 20,380 |
| | | | 100% The Golden Hills Reg. Div. 15 | | |
| 6458000 | NE-7-24-24-4 | 150.77 Acres | | | |
| | F LAND | | T 1 FARMLAND | Taxable Total: | 15,870 |
| | | | 100% The Golden Hills Reg. Div. 15 | | |
| 6459000 | NW-7-24-24-4 | 139.22 Acres | | | |
| | 241067 RGE RD 250 | | | | |
| | F LAND & IMPROVEMENTS | | T 1 FARMLAND | | 25,370 |



2020 Assessment Roll (Valuation Date 1-July, 2020) 2021 Taxation Year, Wheatland County

Assessment Year: 2020
Tax Year: 2021

| Roll | Legal Address | | | | | Total |
|---------|--------------------|-------------------------|---|------|---|-----------------------|
| 6460000 | R | | T | 103 | RESIDENTIAL LAND & IMPROVEMENTS | 345,440 |
| | | | | | Taxable Total: | 370,810 |
| | R | | E | 901 | RURAL RESIDENCE EXEMPTION (RAP) | 61,540 |
| | R | | E | 903 | FARM BUILDING EXEMPT | 1,700 |
| | | | | 100% | The Golden Hills Reg. Div. 15 | Exempt Total: 63,240 |
| | | | | | Totals: | 434,050 |
| 6460000 | NW-7-24-24-4 | 11.04 Acres | | | Northwest Corner | |
| | 241069 RGE RD 250 | | | | | |
| | F | LAND & IMPROVEMENTS | T | 1 | FARMLAND | 1,110 |
| | R | | T | 103 | RESIDENTIAL LAND & IMPROVEMENTS | 417,070 |
| | | | | | Taxable Total: | 418,180 |
| | R | | E | 901 | RURAL RESIDENCE EXEMPTION (RAP) | 61,540 |
| | R | | E | 903 | FARM BUILDING EXEMPT | 10,220 |
| | | | | 100% | The Golden Hills Reg. Div. 15 | Exempt Total: 71,760 |
| | | | | | Totals: | 489,940 |
| 6461000 | SE-7-24-24-4 | 160.00 Acres | | | | |
| | F | LAND | T | 1 | FARMLAND | |
| | | | | 100% | The Golden Hills Reg. Div. 15 | Taxable Total: 16,840 |
| 6462000 | SW-7-24-24-4 | 160.00 Acres | | | | |
| | F | LAND | T | 1 | FARMLAND | |
| | | | | 100% | The Golden Hills Reg. Div. 15 | Taxable Total: 29,540 |
| 6463000 | NE-8-24-24-4 | 140.97 Acres | | | | |
| | 241056A RGE RD 244 | | | | | |
| | F | LAND & IMPROVEMENTS | T | 1 | FARMLAND | 18,510 |
| | R | | T | 103 | RESIDENTIAL LAND & IMPROVEMENTS | 587,860 |
| | | | | | Taxable Total: | 606,370 |
| | R | | E | 901 | RURAL RESIDENCE EXEMPTION (RAP) | 18,510 |
| | R | | E | 903 | FARM BUILDING EXEMPT | 19,970 |
| | | | | 100% | Alberta School Foundation Fund | Exempt Total: 38,480 |
| | | | | | Totals: | 644,850 |
| 6463010 | 9812185 1 | NE-8-24-24-4 8.95 Acres | | | NORTHWEST CORNER Shrimp Production Facility | |
| | 244029 HWY 1 | | | | | |
| | F | LAND & IMPROVEMENTS | T | 1 | FARMLAND | 590 |
| | R | | T | 103 | RESIDENTIAL LAND & IMPROVEMENTS | 228,110 |
| | | | | | Taxable Total: | 228,700 |
| | R | | E | 901 | RURAL RESIDENCE EXEMPTION (RAP) | 590 |



2020 Assessment Roll (Valuation Date 1-July, 2020) 2021 Taxation Year, Wheatland County

Assessment Year: 2020
Tax Year: 2021

| Roll | Legal Address | | | | | Total |
|---------|-----------------------|--------------|-------|--------------------------------------|------------------------------|---------|
| | R | | E 903 | FARM BUILDING EXEMPT | | 224,320 |
| | | | 100% | Alberta School Foundation Fund | Exempt Total: | 224,910 |
| | | | | | Totals: | 453,610 |
| 6464000 | NW-8-24-24-4 | 75.39 Acres | | | LSD 12 & 13 | |
| | F LAND | | T 1 | FARMLAND | Taxable Total: | 15,910 |
| | | | 100% | Christ The Redeemer Reg. 3 | | |
| 6465000 | NW-8-24-24-4 | 75.20 Acres | | | LSD 11 & 14 Eagle Lake Feeds | |
| | 244055 HWY 1 | | | | | |
| | F LAND & IMPROVEMENTS | | T 1 | FARMLAND | | 8,970 |
| | R | | T 103 | RESIDENTIAL LAND & IMPROVEMENTS | | 344,780 |
| | NR | | T 105 | NON-RESEIDENTIAL LAND & IMPROVEMENTS | | 95,750 |
| | | | | Taxable Total: | | 449,500 |
| | R | | E 901 | RURAL RESIDENCE EXEMPTION (RAP) | | 8,970 |
| | | | 100% | Alberta School Foundation Fund | Totals: | 458,470 |
| 6466000 | SE-8-24-24-4 | 138.50 Acres | | | | |
| | F LAND | | T 1 | FARMLAND | Taxable Total: | 11,320 |
| | | | 100% | Alberta School Foundation Fund | | |
| 6467000 | SE-8-24-24-4 | 19.46 Acres | | | West Half LSD 1 | |
| | 241020 RGE RD 244 | | | | | |
| | F LAND & IMPROVEMENTS | | T 1 | FARMLAND | | 1,450 |
| | R | | T 103 | RESIDENTIAL LAND & IMPROVEMENTS | | 379,150 |
| | | | | Taxable Total: | | 380,600 |
| | R | | E 901 | RURAL RESIDENCE EXEMPTION (RAP) | | 1,450 |
| | R | | E 903 | FARM BUILDING EXEMPT | | 9,020 |
| | | | 50% | The Golden Hills Reg. Div. 15 | Exempt Total: | 10,470 |
| | | | 50% | Christ The Redeemer Reg. 3 | Totals: | 391,070 |
| 6468000 | SW-8-24-24-4 | 160.00 Acres | | | | |
| | F LAND | | T 1 | FARMLAND | Taxable Total: | 22,710 |
| | | | 100% | Alberta School Foundation Fund | | |
| 6469000 | NE-9-24-24-4 | 140.58 Acres | | | | |
| | F LAND | | T 1 | FARMLAND | Taxable Total: | 19,390 |
| | | | 100% | Alberta School Foundation Fund | | |



2020 Assessment Roll (Valuation Date 1-July, 2020) 2021 Taxation Year, Wheatland County

Assessment Year: 2020
Tax Year: 2021

| Roll | Legal Address | Total |
|---------|--|---------|
| 6470000 | E -9-24-24-4 41.00 Acres 243061 HWY 1 Ptn of NE & SE West of Canal | |
| | F LAND & IMPROVEMENTS T 1 FARMLAND | 3,450 |
| | R T 103 RESIDENTIAL LAND & IMPROVEMENTS | 406,850 |
| | Taxable Total: | 410,300 |
| | R E 901 RURAL RESIDENCE EXEMPTION (RAP) | 3,450 |
| | R E 903 FARM BUILDING EXEMPT | 9,390 |
| | 100% The Golden Hills Reg. Div. 15 Exempt Total: | 12,840 |
| | Totals: | 423,140 |
| 6471000 | NW-9-24-24-4 116.77 Acres 241069A RGE RD 244 West of Canal | |
| | F LAND & IMPROVEMENTS T 1 FARMLAND | 16,630 |
| | R T 103 RESIDENTIAL LAND & IMPROVEMENTS | 460,970 |
| | Taxable Total: | 477,600 |
| | R E 901 RURAL RESIDENCE EXEMPTION (RAP) | 16,630 |
| | 100% Alberta School Foundation Fund Totals: | 494,230 |
| 6471010 | 9710649 1 NW-9-24-24-4 2.99 Acres 241045 RGE RD 244 Southwest Corner | |
| | R LAND & IMPROVEMENTS T 103 RESIDENTIAL LAND & IMPROVEMENTS | 554,360 |
| | R E 903 FARM BUILDING EXEMPT | 6,940 |
| | 100% Alberta School Foundation Fund Totals: | 561,300 |
| 6472000 | NW-9-24-24-4 22.75 Acres 243041A HWY 1 East of Canal | |
| | F LAND & IMPROVEMENTS T 1 FARMLAND | 1,910 |
| | R T 103 RESIDENTIAL LAND & IMPROVEMENTS | 407,190 |
| | Taxable Total: | 409,100 |
| | R E 901 RURAL RESIDENCE EXEMPTION (RAP) | 1,910 |
| | R E 903 FARM BUILDING EXEMPT | 161,900 |
| | 100% Alberta School Foundation Fund Exempt Total: | 163,810 |
| | Totals: | 572,910 |
| 6473000 | SE-9-24-24-4 111.98 Acres East Of Canal | |
| | F LAND T 1 FARMLAND | 15,130 |
| | 100% Alberta School Foundation Fund Taxable Total: | |
| 6473010 | 0714259 1 1 SE-9-24-24-4 3.00 Acres 241004 RGE RD 243 SE Corner | |
| | R LAND & IMPROVEMENTS T 103 RESIDENTIAL LAND & IMPROVEMENTS | 408,700 |
| | Taxable Total: | |



2020 Assessment Roll (Valuation Date 1-July, 2020) 2021 Taxation Year, Wheatland County

Assessment Year: 2020
Tax Year: 2021

| Roll | Legal Address | | | | | | Total |
|---------|---------------------------|--------------|---------------------------------------|--|----------------|--|---------|
| | | | 100% Alberta School Foundation Fund | | | | |
| 6475000 | SW-9-24-24-4 | 157.00 Acres | | | | | |
| | F LAND | | T 1 FARMLAND | | Taxable Total: | | 23,610 |
| | | | 100% The Golden Hills Reg. Div. 15 | | | | |
| 6475010 | 9812952 2 SW-9-24-24-4 | 3.00 Acres | NORTHWEST CORNER | | | | |
| | 241041 RGE RD 244 | | | | | | |
| | R LAND & IMPROVEMENTS | | T 103 RESIDENTIAL LAND & IMPROVEMENTS | | Taxable Total: | | 407,700 |
| | | | 100% Alberta School Foundation Fund | | | | |
| 6476000 | NE-10-24-24-4 | 146.68 Acres | | | | | |
| | 241046 RGE RD 242 | | | | | | |
| | F LAND & IMPROVEMENTS | | T 1 FARMLAND | | | | 8,870 |
| | R | | T 103 RESIDENTIAL LAND & IMPROVEMENTS | | | | 348,230 |
| | | | Taxable Total: | | | | 357,100 |
| | R | | E 901 RURAL RESIDENCE EXEMPTION (RAP) | | | | 8,870 |
| | | | 100% Alberta School Foundation Fund | | | | |
| | | | Totals: | | | | 365,970 |
| 6476010 | 0410956 1 1 NE-10-24-24-4 | 3.00 Acres | SE CORNER LSD 8 | | | | |
| | 241056 RGE RD 242 | | | | | | |
| | R LAND & IMPROVEMENTS | | T 103 RESIDENTIAL LAND & IMPROVEMENTS | | Taxable Total: | | 333,800 |
| | | | 100% Alberta School Foundation Fund | | | | |
| 6477000 | NW-10-24-24-4 | 146.47 Acres | | | | | |
| | 241079 RGE RD 243 | | | | | | |
| | F LAND & IMPROVEMENTS | | T 1 FARMLAND | | | | 13,110 |
| | R | | T 103 RESIDENTIAL LAND & IMPROVEMENTS | | | | 342,590 |
| | | | Taxable Total: | | | | 355,700 |
| | R | | E 901 RURAL RESIDENCE EXEMPTION (RAP) | | | | 13,110 |
| | | | 100% Alberta School Foundation Fund | | | | |
| | | | Totals: | | | | 368,810 |
| 6477010 | 0211119 1 1 NW-10-24-24-4 | 3.14 Acres | SOUTHWEST CORNER | | | | |
| | 241043 RGE RD 243 | | | | | | |
| | R LAND & IMPROVEMENTS | | T 103 RESIDENTIAL LAND & IMPROVEMENTS | | Taxable Total: | | 949,300 |
| | | | 100% Alberta School Foundation Fund | | | | |
| 6478000 | SE-10-24-24-4 | 160.00 Acres | | | | | |
| | F LAND | | T 1 FARMLAND | | Taxable Total: | | 16,770 |
| | | | 100% Alberta School Foundation Fund | | | | |



2020 Assessment Roll (Valuation Date 1-July, 2020) 2021 Taxation Year, Wheatland County

Assessment Year: 2020
Tax Year: 2021

| Roll | Legal Address | | | | | Total |
|---------|--------------------|---------------------|----------------|-----|---------------------------------------|------------------------|
| 6479000 | SW-10-24-24-4 | 160.00 Acres | | | | |
| | F | LAND | T | 1 | FARMLAND | Taxable Total: 12,940 |
| | | | | | 100% Alberta School Foundation Fund | |
| 6480000 | NE-11-24-24-4 | 103.52 Acres | South of Canal | | | |
| | F | LAND | T | 1 | FARMLAND | Taxable Total: 15,240 |
| | | | | | 100% Alberta School Foundation Fund | |
| 6480010 | N -11-24-24-4 | 8.77 Acres | Canal | | | |
| | NR | LAND | E | 167 | WESTERN IRRIGATION DIST EXEMPT | Exempt Total: 197,700 |
| | | | | | 100% Alberta School Foundation Fund | |
| 6481000 | NE-11-24-24-4 | 38.08 Acres | North of Canal | | | |
| | F | LAND | T | 1 | FARMLAND | Taxable Total: 3,290 |
| | | | | | 100% Alberta School Foundation Fund | |
| 6482000 | NW-11-24-24-4 | 150.33 Acres | | | | |
| | F | LAND | T | 1 | FARMLAND | Taxable Total: 21,580 |
| | | | | | 100% Christ The Redeemer Reg. 3 | |
| 6483000 | SE-11-24-24-4 | 160.00 Acres | | | | |
| | F | LAND | T | 1 | FARMLAND | Taxable Total: 24,390 |
| | | | | | 100% Alberta School Foundation Fund | |
| 6484000 | SW-11-24-24-4 | 160.00 Acres | | | | |
| | F | LAND | T | 1 | FARMLAND | Taxable Total: 19,310 |
| | | | | | 100% Alberta School Foundation Fund | |
| 6485000 | NE-12-24-24-4 | 126.87 Acres | | | | |
| | 241054A RGE RD 240 | | | | | |
| | F | LAND & IMPROVEMENTS | T | 1 | FARMLAND | 16,890 |
| | R | | T | 101 | RESIDENTIAL IMPROVEMENT NIL RAP ALLOW | 185,200 |
| | R | | T | 103 | RESIDENTIAL LAND & IMPROVEMENTS | 200,000 |
| | | | | | 100% Alberta School Foundation Fund | Taxable Total: 402,090 |



2020 Assessment Roll (Valuation Date 1-July, 2020) 2021 Taxation Year, Wheatland County

Assessment Year: 2020
Tax Year: 2021

| Roll | Legal Address | Total |
|---------|--|---|
| 6485010 | 9311337 1 NE-12-24-24-4 3.02 Acres 241044 RGE RD 240 | SOUTHEAST CORNER |
| R | LAND & IMPROVEMENTS | T 103 RESIDENTIAL LAND & IMPROVEMENTS Taxable Total: 451,900 100% Alberta School Foundation Fund |
| 6486000 | 9812313 4 N -12-24-24-4 43.42 Acres 240045B HWY 1 | NW PT LSD 15 & NE PT OF LSD 14 |
| F | LAND & IMPROVEMENTS | T 1 FARMLAND 4,840 |
| R | | T 103 RESIDENTIAL LAND & IMPROVEMENTS 403,060 |
| | | Taxable Total: 407,900 |
| R | | E 901 RURAL RESIDENCE EXEMPTION (RAP) 4,840 100% Alberta School Foundation Fund |
| | | Totals: 412,740 |
| 6486010 | 0813568 4 1 NW-12-24-24-4 6.67 Acres 240045A HWY 1 | NE PART OF LSD 14 |
| R | LAND & IMPROVEMENTS | T 103 RESIDENTIAL LAND & IMPROVEMENTS Taxable Total: 522,400 100% Alberta School Foundation Fund |
| 6487000 | NW-12-24-24-4 2.40 Acres 241045 RGE RD 241 | Southwest Corner |
| R | LAND & IMPROVEMENTS | T 103 RESIDENTIAL LAND & IMPROVEMENTS Taxable Total: 391,800 100% Alberta School Foundation Fund |
| 6488000 | SE-12-24-24-4 151.39 Acres | |
| F | LAND | T 1 FARMLAND Taxable Total: 35,300 100% Alberta School Foundation Fund |
| 6488010 | 9510393 1 SE-12-24-24-4 3.00 Acres 241016 RGE RD 240 | Southeast Corner North of Canl |
| R | LAND & IMPROVEMENTS | T 103 RESIDENTIAL LAND & IMPROVEMENTS Taxable Total: 226,700 100% Alberta School Foundation Fund |
| 6488020 | IRR959 SE-12-24-24-4 1.63 Acres | Canal Right of Way |
| NR | LAND | E 167 WESTERN IRRIGATION DIST EXEMPT Exempt Total: 1,740 100% Alberta School Foundation Fund |
| 6489000 | 9812314 5 W -12-24-24-4 184.81 Acres 241067A RGE RD 241 | EAST OF CANAL WITHIN NW & SW |
| F | LAND & IMPROVEMENTS | T 1 FARMLAND 23,660 |
| R | | T 101 RESIDENTIAL IMPROVEMENT NIL RAP ALLOW 113,500 |
| R | | T 103 RESIDENTIAL LAND & IMPROVEMENTS 200,000 |



2020 Assessment Roll (Valuation Date 1-July, 2020) 2021 Taxation Year, Wheatland County

Assessment Year: 2020
Tax Year: 2021

| Roll | Legal Address | | | | Total |
|---------|---------------------------|--------------|--|-----------------------------------|---------|
| | | | 100% Alberta School Foundation Fund | Taxable Total: | 337,160 |
| 6490000 | SW-12-24-24-4 | 36.05 Acres | | MOSTLY LSD 4 | |
| | F LAND | | T 1 FARMLAND | Taxable Total: | 6,110 |
| | | | 100% Alberta School Foundation Fund | | |
| 6490010 | 1611866 6 1 SW-12-24-24-4 | 3.50 Acres | | 315M Nof SOUTHWEST CORNER | |
| | 241019 RGE RD 241 | | | | |
| | R LAND & IMPROVEMENTS | | T 103 RESIDENTIAL LAND & IMPROVEMENTS | | 802,520 |
| | R | | E 901 RURAL RESIDENCE EXEMPTION (RAP) | | 380 |
| | | | 100% Alberta School Foundation Fund | Totals: | 802,900 |
| 6490020 | 1611866 6 2 SW-12-24-24-4 | 4.60 Acres | | 189M Nof SOUTHWEST CORNER | |
| | F LAND | | T 1 FARMLAND | Taxable Total: | 380 |
| | | | 100% Alberta School Foundation Fund | | |
| 6490030 | 1911320 7 1 SW-12-24-24-4 | 10.75 Acres | | NW Corner Happy Camper RV Storage | |
| | 241037 RGE RD 241 | | | | |
| | R LAND & IMPROVEMENTS | | T 103 RESIDENTIAL LAND & IMPROVEMENTS | | 332,690 |
| | NR | | T 105 NON-RESEIDENTIAL LAND & IMPROVEMENTS | | 351,650 |
| | | | 100% Alberta School Foundation Fund | Taxable Total: | 684,340 |
| 6491000 | E -12-24-24-4 | 20.00 Acres | | Canal | |
| | NR LAND | | E 167 WESTERN IRRIGATION DIST EXEMPT | Exempt Total: | 268,330 |
| | | | 100% Alberta School Foundation Fund | | |
| 6492000 | NE-13-24-24-4 | 159.00 Acres | | | |
| | 242060 RGE RD 240 | | | | |
| | F LAND & IMPROVEMENTS | | T 1 FARMLAND | | 29,970 |
| | R | | T 103 RESIDENTIAL LAND & IMPROVEMENTS | | 756,990 |
| | | | | Taxable Total: | 786,960 |
| | R | | E 901 RURAL RESIDENCE EXEMPTION (RAP) | | 92,310 |
| | | | 100% Alberta School Foundation Fund | Totals: | 879,270 |
| 6493000 | 9310289 1 NW-13-24-24-4 | 142.32 Acres | | Ptn. SW 24 | |
| | F LAND | | T 1 FARMLAND | Taxable Total: | 22,280 |
| | | | 100% Alberta School Foundation Fund | | |
| 6493010 | 0210049 1 2 NW-13-24-24-4 | 14.28 Acres | | Southwest corner | |
| | 242049 RGE RD 241 | | | | |



2020 Assessment Roll (Valuation Date 1-July, 2020) 2021 Taxation Year, Wheatland County

Assessment Year: 2020
Tax Year: 2021

| Roll | Legal Address | | | | Total |
|---------|--|---------------------|---------------------|-------------------------------------|---------|
| 6494000 | F | LAND & IMPROVEMENTS | T | 1 FARMLAND | 1,200 |
| | R | | T | 103 RESIDENTIAL LAND & IMPROVEMENTS | 329,400 |
| | Taxable Total: | | | | 330,600 |
| | R | | E | 901 RURAL RESIDENCE EXEMPTION (RAP) | 1,200 |
| | 100% Alberta School Foundation Fund Totals: | | | | 331,800 |
| 6494000 | SE-13-24-24-4 80.51 Acres | | North east of canal | | |
| | 242020 RGE RD 240 | | | | |
| | F | LAND & IMPROVEMENTS | T | 1 FARMLAND | 16,080 |
| | R | | T | 103 RESIDENTIAL LAND & IMPROVEMENTS | 557,760 |
| | Taxable Total: | | | | 573,840 |
| | R | | E | 901 RURAL RESIDENCE EXEMPTION (RAP) | 16,080 |
| | R | | E | 903 FARM BUILDING EXEMPT | 71,060 |
| | 100% Alberta School Foundation Fund Exempt Total: | | | | 87,140 |
| | Totals: | | | | 660,980 |
| 6494001 | 9211511 2 SE-13-24-24-4 3.00 Acres | | Northeast Corner | | |
| | 242042 RGE RD 240 | | | | |
| | R | LAND & IMPROVEMENTS | T | 103 RESIDENTIAL LAND & IMPROVEMENTS | 297,900 |
| | 100% Alberta School Foundation Fund Taxable Total: | | | | 297,900 |
| 6494010 | PT-13-24-24-4 14.55 Acres | | Canal | | |
| | NR | LAND | E | 167 WESTERN IRRIGATION DIST EXEMPT | 236,540 |
| | 100% Alberta School Foundation Fund Exempt Total: | | | | 236,540 |
| 6495000 | 9511176 3 S -13-24-24-4 44.97 Acres | | | | |
| | 240046 HWY 1 | | | | |
| | F | LAND & IMPROVEMENTS | T | 1 FARMLAND | 7,430 |
| | R | | T | 103 RESIDENTIAL LAND & IMPROVEMENTS | 467,270 |
| | Taxable Total: | | | | 474,700 |
| | R | | E | 901 RURAL RESIDENCE EXEMPTION (RAP) | 7,430 |
| | 100% Alberta School Foundation Fund Totals: | | | | 482,130 |
| 6495020 | 8410389 1 SE-13-24-24-4 26.76 Acres | | South of Canal | | |
| | F | LAND | T | 1 FARMLAND | 5,610 |
| | 100% Alberta School Foundation Fund Taxable Total: | | | | 5,610 |
| 6496000 | SW-13-24-24-4 130.86 Acres | | | | |
| | F | LAND | T | 1 FARMLAND | 29,860 |
| | 100% Alberta School Foundation Fund Taxable Total: | | | | 29,860 |



2020 Assessment Roll (Valuation Date 1-July, 2020) 2021 Taxation Year, Wheatland County

Assessment Year: 2020
Tax Year: 2021

| Roll | Legal Address | Total |
|---------|---|---------|
| 6496010 | 9410091 1 SW-13-24-24-4 13.47 Acres 242021 RGE RD 241 Northwest Corner | |
| | F LAND & IMPROVEMENTS T 1 FARMLAND | 910 |
| | R T 101 RESIDENTIAL IMPROVEMENT NIL RAP ALLOW | 7,700 |
| | R T 103 RESIDENTIAL LAND & IMPROVEMENTS | 416,790 |
| | Taxable Total: | 425,400 |
| | R E 901 RURAL RESIDENCE EXEMPTION (RAP) | 910 |
| | 100% Alberta School Foundation Fund Totals: | 426,310 |
| 6497000 | NE-14-24-24-4 149.31 Acres | |
| | F LAND T 1 FARMLAND | |
| | 100% Alberta School Foundation Fund Taxable Total: | 27,500 |
| 6498000 | NE-14-24-24-4 7.89 Acres Southwest Corner | |
| | F LAND T 1 FARMLAND | |
| | 100% Alberta School Foundation Fund Taxable Total: | 1,130 |
| 6499000 | NW-14-24-24-4 151.84 Acres 242057 HWY 21 | |
| | F LAND T 1 FARMLAND | |
| | 100% Alberta School Foundation Fund Taxable Total: | 32,630 |
| 6500000 | SE-14-24-24-4 147.20 Acres 242002A RGE RD 241 Jason Maunsell Excavating & Hauling | |
| | F LAND & IMPROVEMENTS T 1 FARMLAND | 30,220 |
| | R T 103 RESIDENTIAL LAND & IMPROVEMENTS | 481,180 |
| | NR T 105 NON-RESEIDENTIAL LAND & IMPROVEMENTS | 337,500 |
| | Taxable Total: | 848,900 |
| | R E 901 RURAL RESIDENCE EXEMPTION (RAP) | 30,220 |
| | R E 903 FARM BUILDING EXEMPT | 65,390 |
| | 100% Alberta School Foundation Fund Exempt Total: | 95,610 |
| | Totals: | 944,510 |
| 6500010 | N -14-24-24-4 21.59 Acres Canal | |
| | NR LAND E 167 WESTERN IRRIGATION DIST EXEMPT | |
| | 100% Alberta School Foundation Fund Exempt Total: | 277,610 |
| 6501000 | SW-14-24-24-4 155.61 Acres | |



2020 Assessment Roll (Valuation Date 1-July, 2020) 2021 Taxation Year, Wheatland County

Assessment Year: 2020
Tax Year: 2021

| Roll | Legal Address | | | | Total |
|---------|--------------------|---------------------------|-------|---|---|
| | F | LAND | T 1 | FARMLAND | Taxable Total: 29,210 |
| | | | | 100% Christ The Redeemer Reg. 3 | |
| 6502000 | NE-15-24-24-4 | 128.54 Acres | | | |
| | F | LAND | T 1 | FARMLAND | Taxable Total: 23,790 |
| | | | | 100% Alberta School Foundation Fund | |
| 6502010 | 0610799 1 2 | NE-15-24-24-4 5.06 Acres | | | SOUTHEAST CORNER Highway Maintenance Yard |
| | 242042A HWY 21 | | | | |
| | NR | LAND & IMPROVEMENTS | T 105 | NON-RESEIDENTIAL LAND & IMPROVEMENTS | Taxable Total: 896,680 |
| | | | | 100% Alberta School Foundation Fund | |
| 6502020 | 1110103 2 1 | NE-15-24-24-4 10.11 Acres | | | SE LSD 16 Strathmore Seed Cleaning Plant |
| | 242042C HWY 21 | | | | |
| | ME | LAND & IMPROVEMENTS | T 7 | MACHINERY & EQUIPMENT | 941,760 |
| | NR | | T 105 | NON-RESEIDENTIAL LAND & IMPROVEMENTS | 1,082,900 |
| | | | | | Taxable Total: 2,024,660 |
| | ME | | E 68 | MACHINERY & EQUIPMENT EXEMPT SEED CLEAN | 1,912,000 |
| | NR | | E 169 | MISC. PROPERTY EXEMPT | 1,496,370 |
| | R | | E 903 | FARM BUILDING EXEMPT | 450,500 |
| | | | | 100% Alberta School Foundation Fund | Exempt Total: 3,858,870 |
| | | | | | Totals: 5,883,530 |
| 6502030 | 1213089 2 2 | NE-15-24-24-4 5.07 Acres | | | NE LSD 9 Crowfoot Agric. Solutions Fertilizer |
| | 242042B HWY 21 | | | | |
| | ME | LAND & IMPROVEMENTS | T 7 | MACHINERY & EQUIPMENT | 471,240 |
| | NR | | T 105 | NON-RESEIDENTIAL LAND & IMPROVEMENTS | 3,501,180 |
| | | | | 100% Alberta School Foundation Fund | Taxable Total: 3,972,420 |
| 6503000 | NW-15-24-24-4 | 156.00 Acres | | | |
| | 242047 RGE RD 243 | | | | |
| | F | LAND & IMPROVEMENTS | T 1 | FARMLAND | 22,910 |
| | R | | T 103 | RESIDENTIAL LAND & IMPROVEMENTS | 351,790 |
| | | | | | Taxable Total: 374,700 |
| | R | | E 901 | RURAL RESIDENCE EXEMPTION (RAP) | 42,710 |
| | | | | 100% Alberta School Foundation Fund | Totals: 417,410 |
| 6503010 | 9211766 1 | NW-15-24-24-4 4.00 Acres | | | Northwest Corner |
| | 242081B RGE RD 243 | | | | |
| | F | LAND & IMPROVEMENTS | T 1 | FARMLAND | 110 |
| | R | | T 103 | RESIDENTIAL LAND & IMPROVEMENTS | 315,890 |
| | | | | | Taxable Total: 316,000 |



2020 Assessment Roll (Valuation Date 1-July, 2020) 2021 Taxation Year, Wheatland County

Assessment Year: 2020
Tax Year: 2021

| Roll | Legal Address | | | | | | Total |
|---------|-----------------------|---------------------------|--|--------------------------------------|----------------|----------------|-----------|
| | R | | E 901 | RURAL RESIDENCE EXEMPTION (RAP) | | | 110 |
| | | | 100% | Alberta School Foundation Fund | | Totals: | 316,110 |
| 6504000 | SE-15-24-24-4 | 149.68 Acres | | | | | |
| | F LAND | | T 1 | FARMLAND | | Taxable Total: | 20,230 |
| | | | 100% | Alberta School Foundation Fund | | | |
| 6505000 | SW-15-24-24-4 | 153.09 Acres | Industrial Shops & KeeBee Propane | | | | |
| | 242013 RGE RD 243 | | | | | | |
| | F LAND & IMPROVEMENTS | | T 1 | FARMLAND | | | 15,550 |
| | NR | | T 105 | NON-RESEIDENTIAL LAND & IMPROVEMENTS | | | 2,857,780 |
| | | | 100% | The Golden Hills Reg. Div. 15 | | Taxable Total: | 2,873,330 |
| 6505010 | 9211440 1 | SW-15-24-24-4 4.82 Acres | Southwest Corner | | | | |
| | 242003 RGE RD 243 | | | | | | |
| | R LAND & IMPROVEMENTS | | T 103 | RESIDENTIAL LAND & IMPROVEMENTS | | Taxable Total: | 478,200 |
| | | | 100% | Alberta School Foundation Fund | | | |
| 6506000 | NE-16-24-24-4 | 120.00 Acres | | | | | |
| | F LAND | | T 1 | FARMLAND | | Taxable Total: | 10,200 |
| | | | 100% | Alberta School Foundation Fund | | | |
| 6506010 | 1612417 1 1 | NE-16-24-24-4 40.00 Acres | Northeast Corner Future Horse Boarding | | | | |
| | 242068 RGE RD 243 | | | | | | |
| | F LAND & IMPROVEMENTS | | T 1 | FARMLAND | | | 3,940 |
| | R | | T 103 | RESIDENTIAL LAND & IMPROVEMENTS | | | 447,180 |
| | | | | | Taxable Total: | | 451,120 |
| | R | | E 901 | RURAL RESIDENCE EXEMPTION (RAP) | | | 3,940 |
| | R | | E 903 | FARM BUILDING EXEMPT | | | 37,060 |
| | | | 100% | Alberta School Foundation Fund | | Exempt Total: | 41,000 |
| | | | | | Totals: | | 492,120 |
| 6507000 | NW-16-24-24-4 | 85.50 Acres | East Half | | | | |
| | F LAND | | T 1 | FARMLAND | | Taxable Total: | 13,280 |
| | | | 100% | The Golden Hills Reg. Div. 15 | | | |
| 6508000 | SE-16-24-24-4 | 72.10 Acres | North Portion | | | | |
| | F LAND | | T 1 | FARMLAND | | Taxable Total: | 7,660 |
| | | | 100% | Alberta School Foundation Fund | | | |



2020 Assessment Roll (Valuation Date 1-July, 2020) 2021 Taxation Year, Wheatland County

Assessment Year: 2020
Tax Year: 2021

| Roll | Legal Address | | | | Total | |
|---------|--------------------|---------------------|---|--|--------------------------|--|
| 6508010 | 9712454 1 | SE-16-24-24-4 | 40.00 Acres | Q-91 Radio, Southwest Portion Q91 Radio Tower | | |
| | F | LAND & IMPROVEMENTS | T 1 | FARMLAND | 3,470 | |
| | NR | | T 105 | NON-RESEIDENTIAL LAND & IMPROVEMENTS | 578,880 | |
| | | | 100% | Alberta School Foundation Fund | Taxable Total: 582,350 | |
| 6508020 | 9712454 2 | SE-16-24-24-4 | 40.00 Acres | Southeast Portion Wheatland County Admin. & Public Works | | |
| | 242006 RGE RD 243 | | | | | |
| | NR | LAND & IMPROVEMENTS | E 155 | WHEATLAND COUNTY EXEMPT | Exempt Total: 10,261,920 | |
| | | | 100% | Alberta School Foundation Fund | | |
| 6509000 | SW-16-24-24-4 | 79.33 Acres | East Half | | | |
| | 242051A RGE RD 244 | | | | | |
| | F | LAND & IMPROVEMENTS | T 1 | FARMLAND | 12,390 | |
| | R | | T 103 | RESIDENTIAL LAND & IMPROVEMENTS | 712,360 | |
| | | | | Taxable Total: | 724,750 | |
| | R | | E 901 | RURAL RESIDENCE EXEMPTION (RAP) | 18,590 | |
| | R | | E 903 | FARM BUILDING EXEMPT | 13,950 | |
| | | | 100% | Alberta School Foundation Fund | Exempt Total: 32,540 | |
| | | | | Totals: | 757,290 | |
| 6510000 | SW-16-24-24-4 | 59.80 Acres | West Half | | | |
| | F | LAND | T 1 | FARMLAND | Taxable Total: 9,490 | |
| | | | 100% | Alberta School Foundation Fund | | |
| 6511000 | SW-16-24-24-4 | 4.25 Acres | SOUTHEAST Portion of LSD 4 Strathmore Highway Camping | | | |
| | 242013 RGE RD 244 | | | | | |
| | R | LAND & IMPROVEMENTS | T 103 | RESIDENTIAL LAND & IMPROVEMENTS | 644,700 | |
| | NR | | T 105 | NON-RESEIDENTIAL LAND & IMPROVEMENTS | 377,660 | |
| | | | 100% | Alberta School Foundation Fund | Taxable Total: 1,022,360 | |
| 6512000 | 8677AP 3 12-14 | NE-17-24-24-4 | 267.00 Acres | N660' of NE17 & S676' of SE19 | | |
| | F | LAND | T 1 | FARMLAND | Taxable Total: 39,650 | |
| | | | 100% | The Golden Hills Reg. Div. 15 | | |
| 6512500 | 8677AP 3 7 | NW-17-24-24-4 | 80.00 Acres | North Half Tyson Plumbing and Heating | | |
| | 244071 TWP RD 243 | | | | | |
| | F | LAND & IMPROVEMENTS | T 1 | FARMLAND | 8,330 | |
| | R | | T 103 | RESIDENTIAL LAND & IMPROVEMENTS | 747,510 | |
| | NR | | T 105 | NON-RESEIDENTIAL LAND & IMPROVEMENTS | 64,500 | |



2020 Assessment Roll (Valuation Date 1-July, 2020) 2021 Taxation Year, Wheatland County

Assessment Year: 2020
Tax Year: 2021

| Roll | Legal Address | | | Total |
|---------|---|-------|---------------------------------|-----------------------|
| | | | Taxable Total: | 820,340 |
| | R | E 901 | RURAL RESIDENCE EXEMPTION (RAP) | 8,330 |
| | R | E 903 | FARM BUILDING EXEMPT | 33,160 |
| | | 100% | Alberta School Foundation Fund | Exempt Total: 41,490 |
| | | | Totals: | 861,830 |
| 6512550 | 8677AP 3 8 NW-17-24-24-4 80.00 Acres 242047 RGE RD 245 | | South Half | |
| | F LAND & IMPROVEMENTS | T 1 | FARMLAND | 7,940 |
| | R | T 103 | RESIDENTIAL LAND & IMPROVEMENTS | 474,360 |
| | | | Taxable Total: | 482,300 |
| | R | E 901 | RURAL RESIDENCE EXEMPTION (RAP) | 7,940 |
| | R | E 903 | FARM BUILDING EXEMPT | 7,860 |
| | | 100% | The Golden Hills Reg. Div. 15 | Exempt Total: 15,800 |
| | | | Totals: | 498,100 |
| 6513000 | SE-17-24-24-4 141.05 Acres | | | |
| | F LAND | T 1 | FARMLAND | Taxable Total: 23,060 |
| | | 100% | Christ The Redeemer Reg. 3 | |
| 6513010 | 1410353 1 1 SE-17-24-24-4 9.46 Acres 244030B HWY 1 | | SW CORNER | |
| | F LAND & IMPROVEMENTS | T 1 | FARMLAND | 880 |
| | R | T 103 | RESIDENTIAL LAND & IMPROVEMENTS | 469,610 |
| | | | Taxable Total: | 470,490 |
| | R | E 901 | RURAL RESIDENCE EXEMPTION (RAP) | 61,540 |
| | R | E 903 | FARM BUILDING EXEMPT | 20,750 |
| | | 100% | The Golden Hills Reg. Div. 15 | Exempt Total: 82,290 |
| | | | Totals: | 552,780 |
| 6513020 | 1410353 1 2 SE-17-24-24-4 7.07 Acres 244030A HWY 1 | | 232m East of S.W. Corner | |
| | F LAND & IMPROVEMENTS | T 1 | FARMLAND | 550 |
| | R | T 103 | RESIDENTIAL LAND & IMPROVEMENTS | 344,930 |
| | | | Taxable Total: | 345,480 |
| | R | E 901 | RURAL RESIDENCE EXEMPTION (RAP) | 30,770 |
| | R | E 903 | FARM BUILDING EXEMPT | 34,010 |
| | | 100% | The Golden Hills Reg. Div. 15 | Exempt Total: 64,780 |
| | | | Totals: | 410,260 |
| 6513500 | 1511272 3 15 SW-17-24-24-4 40.06 Acres 242041 RGE RD 245 | | North half LSD 5 & 6 | |



2020 Assessment Roll (Valuation Date 1-July, 2020) 2021 Taxation Year, Wheatland County

Assessment Year: 2020
Tax Year: 2021

| Roll | Legal Address | | | | Total |
|---------|---|---|---------------------|---------------------------------------|---------|
| | | F | LAND & IMPROVEMENTS | T 1 FARMLAND | 4,570 |
| | | R | | T 103 RESIDENTIAL LAND & IMPROVEMENTS | 665,030 |
| | | | | Taxable Total: | 669,600 |
| | | R | | E 901 RURAL RESIDENCE EXEMPTION (RAP) | 4,570 |
| | | | | 100% Alberta School Foundation Fund | |
| | | | | Totals: | 674,170 |
| 6513550 | 1511272 3 16 SW-17-24-24-4 40.07 Acres 242023 RGE RD 245 | | | South half LSD 5 & 6 | |
| | | F | LAND & IMPROVEMENTS | T 1 FARMLAND | 4,380 |
| | | R | | T 103 RESIDENTIAL LAND & IMPROVEMENTS | 485,220 |
| | | | | Taxable Total: | 489,600 |
| | | R | | E 901 RURAL RESIDENCE EXEMPTION (RAP) | 4,380 |
| | | | | 100% The Golden Hills Reg. Div. 15 | |
| | | | | Totals: | 493,980 |
| 6513600 | 8677AP 3 10,B SW-17-24-24-4 76.91 Acres | | | South Half | |
| | | F | LAND | T 1 FARMLAND | |
| | | | | 100% Alberta School Foundation Fund | |
| | | | | Taxable Total: | 7,570 |
| 6514000 | NE-18-24-24-4 29.55 Acres | | | West of Canal | |
| | | F | LAND | T 1 FARMLAND | |
| | | | | 100% Alberta School Foundation Fund | |
| | | | | Taxable Total: | 5,030 |
| 6514100 | 8677AP 1 3 NE-18-24-24-4 71.10 Acres 242072 RGE RD 245 | | | N Half NE 18 & S 450' of SE 19 | |
| | | F | LAND & IMPROVEMENTS | T 1 FARMLAND | 6,710 |
| | | R | | T 103 RESIDENTIAL LAND & IMPROVEMENTS | 672,690 |
| | | | | Taxable Total: | 679,400 |
| | | R | | E 901 RURAL RESIDENCE EXEMPTION (RAP) | 6,710 |
| | | R | | E 903 FARM BUILDING EXEMPT | 21,800 |
| | | | | 100% Alberta School Foundation Fund | |
| | | | | Exempt Total: | 28,510 |
| | | | | Totals: | 707,910 |
| 6514200 | 8677AP 1 4 NE-18-24-24-4 69.01 Acres 242044 RGE RD 245 | | | South Half | |
| | | F | LAND & IMPROVEMENTS | T 1 FARMLAND | 7,170 |
| | | R | | T 103 RESIDENTIAL LAND & IMPROVEMENTS | 337,850 |
| | | | | Taxable Total: | 345,020 |
| | | R | | E 901 RURAL RESIDENCE EXEMPTION (RAP) | 7,170 |
| | | R | | E 903 FARM BUILDING EXEMPT | 2,180 |
| | | | | Exempt Total: | 9,350 |
| | | | | Totals: | 354,370 |



2020 Assessment Roll (Valuation Date 1-July, 2020) 2021 Taxation Year, Wheatland County

Assessment Year: 2020
Tax Year: 2021

| Roll | Legal Address | 100% Alberta School Foundation Fund | | | | Total |
|---------|---|--|-----|---|--|---------|
| 6514210 | 9510417 1 5 NE-18-24-24-4 2.99 Acres 242062 RGE RD 245 | Northeast Corner of Lot 4 | | | | |
| | R LAND & IMPROVEMENTS | T | 103 | RESIDENTIAL LAND & IMPROVEMENTS Taxable Total: | | 493,100 |
| | | | | 100% Christ The Redeemer Reg. 3 | | |
| 6515000 | NW-18-24-24-4 100.29 Acres | North of Canal | | | | |
| | F LAND | T | 1 | FARMLAND Taxable Total: | | 19,760 |
| | | | | 100% Alberta School Foundation Fund | | |
| 6515500 | IRR67 RW 24 W-16-24-24-4 150.42 Acres | CANAL IN SEC'S16,18,19,21 George Freeman Marsh | | | | |
| | NR LAND | E | 167 | WESTERN IRRIGATION DIST EXEMPT Exempt Total: | | 185,530 |
| | | | | 100% Alberta School Foundation Fund | | |
| 6516000 | SE-18-24-24-4 78.31 Acres | East Half | | | | |
| | F LAND | T | 1 | FARMLAND Taxable Total: | | 8,240 |
| | | | | 100% Alberta School Foundation Fund | | |
| 6516010 | SE-18-24-24-4 76.36 Acres | West Half | | | | |
| | F LAND | T | 1 | FARMLAND Taxable Total: | | 8,040 |
| | | | | 100% Alberta School Foundation Fund | | |
| 6517000 | 0914350 4 1 SW-18-24-24-4 58.37 Acres | West of Canal | | | | |
| | F LAND | T | 1 | FARMLAND Taxable Total: | | 10,090 |
| | | | | 100% Alberta School Foundation Fund | | |
| 6517010 | 0914339 RW 24 SW-18-24-24-4 4.52 Acres | LSD 4 | | | | |
| | NR LAND | E | 167 | WESTERN IRRIGATION DIST EXEMPT Exempt Total: | | 85,910 |
| | | | | 100% Alberta School Foundation Fund | | |
| 6518000 | SW-18-24-24-4 10.00 Acres | Southwest Corner Eagle Hill RV & boat Storage | | | | |
| | NR LAND & IMPROVEMENTS | T | 105 | NON-RESEIDENTIAL LAND & IMPROVEMENTS Taxable Total: | | 501,090 |
| | | | | 100% Alberta School Foundation Fund | | |
| 6519000 | 1811867 5 1 SW-18-24-24-4 57.12 Acres 245052 HWY 1 | East of Canal | | | | |
| | F LAND & IMPROVEMENTS | T | 1 | FARMLAND | | 6,200 |



2020 Assessment Roll (Valuation Date 1-July, 2020) 2021 Taxation Year, Wheatland County

Assessment Year: 2020
Tax Year: 2021

| Roll | Legal Address | | | | | Total |
|---------|---------------------------|--------------|-------|--------------------------------------|----------------|-----------|
| | R | | T 103 | RESIDENTIAL LAND & IMPROVEMENTS | | 379,600 |
| | | | | Taxable Total: | | 385,800 |
| | R | | E 903 | FARM BUILDING EXEMPT | | 159,680 |
| | | | | 100% Alberta School Foundation Fund | Totals: | 545,480 |
| 6519010 | W -18-24-24-4 | 5.55 Acres | | PTN. OF RD ALLOWANCE W OF 18 | | |
| | NR LAND | | E 154 | PROVINCIAL EXEMPT | Exempt Total: | 91,620 |
| | | | | 100% Alberta School Foundation Fund | | |
| 6520000 | NE-19-24-24-4 | 117.33 Acres | | | | |
| | F LAND | | T 1 | FARMLAND | Taxable Total: | 27,270 |
| | | | | 100% Alberta School Foundation Fund | | |
| 6520010 | 0713834 2 1 NE-19-24-24-4 | 3.00 Acres | | SE Corner | | |
| | 243042 RGE RD 245 | | | | | |
| | R LAND & IMPROVEMENTS | | T 103 | RESIDENTIAL LAND & IMPROVEMENTS | Taxable Total: | 739,800 |
| | | | | 100% The Golden Hills Reg. Div. 15 | | |
| 6520020 | 8677AP 1 A NE-19-24-24-4 | 1.00 Acres | | Narrow Parcel S of Canal | | |
| | NR LAND | | E 160 | TAX RECOVERY EXEMPT | Exempt Total: | 3,260 |
| | | | | 100% Alberta School Foundation Fund | | |
| 6521000 | NW-19-24-24-4 | 154.00 Acres | | | | |
| | 243043 RGE RD 250 | | | | | |
| | F LAND & IMPROVEMENTS | | T 1 | FARMLAND | | 33,750 |
| | R | | T 103 | RESIDENTIAL LAND & IMPROVEMENTS | | 334,010 |
| | | | | Taxable Total: | | 367,760 |
| | R | | E 901 | RURAL RESIDENCE EXEMPTION (RAP) | | 3,390 |
| | | | | 100% Alberta School Foundation Fund | Totals: | 371,150 |
| 6521010 | 0715147 1 1 NW-19-24-24-4 | 6.00 Acres | | NORTH WEST CORNER M&M Drilling | | |
| | 243079 RGE RD 250 | | | | | |
| | NR LAND & IMPROVEMENTS | | T 105 | NON-RESEIDENTIAL LAND & IMPROVEMENTS | Taxable Total: | 1,161,530 |
| | | | | 100% Alberta School Foundation Fund | | |
| 6522000 | SE-19-24-24-4 | 3.35 Acres | | NW & SW Corners West of Canal | | |
| | 245043 TWP RD 244 | | | | | |
| | F LAND & IMPROVEMENTS | | T 1 | FARMLAND | | 40 |
| | R | | T 103 | RESIDENTIAL LAND & IMPROVEMENTS | | 453,900 |
| | | | | Taxable Total: | | 453,940 |



2020 Assessment Roll (Valuation Date 1-July, 2020) 2021 Taxation Year, Wheatland County

Assessment Year: 2020
Tax Year: 2021

| Roll | Legal Address | | | | | Total |
|---------|---|---------------------|------|--------------------------------|--|-----------------------|
| | R | E | 903 | FARM BUILDING EXEMPT | | 53,400 |
| | | | 100% | Alberta School Foundation Fund | Totals: | 507,340 |
| 6523000 | SE-19-24-24-4 2.60 Acres 243038 RGE RD 245 | | | | Northeast Corner | |
| | R | LAND & IMPROVEMENTS | T | 103 | RESIDENTIAL LAND & IMPROVEMENTS Taxable Total: | 730,300 |
| | | | | 100% | Alberta School Foundation Fund | |
| 6523100 | 8677AP 1 1 E -19-24-24-4 74.70 Acres | | | | East half South of Canal | |
| | F | LAND | T | 1 | FARMLAND Taxable Total: | 6,590 |
| | | | | 100% | Alberta School Foundation Fund | |
| 6523200 | 8677AP 1 2 SE-19-24-24-4 72.19 Acres 243022 RGE RD 245 | | | | South half | |
| | F | LAND & IMPROVEMENTS | T | 1 | FARMLAND | 6,110 |
| | R | | T | 103 | RESIDENTIAL LAND & IMPROVEMENTS | 484,320 |
| | | | | | Taxable Total: | 490,430 |
| | R | | E | 901 | RURAL RESIDENCE EXEMPTION (RAP) | 34,080 |
| | R | | E | 903 | FARM BUILDING EXEMPT | 19,400 |
| | | | | 100% | Alberta School Foundation Fund | Exempt Total: 53,480 |
| | | | | | Totals: | 543,910 |
| 6524000 | SW-19-24-24-4 158.49 Acres 243035 RGE RD 250 | | | | | |
| | F | LAND & IMPROVEMENTS | T | 1 | FARMLAND | 31,140 |
| | R | | T | 103 | RESIDENTIAL LAND & IMPROVEMENTS | 459,910 |
| | | | | | Taxable Total: | 491,050 |
| | R | | E | 901 | RURAL RESIDENCE EXEMPTION (RAP) | 61,540 |
| | R | | E | 903 | FARM BUILDING EXEMPT | 140,570 |
| | | | | 100% | Alberta School Foundation Fund | Exempt Total: 202,110 |
| | | | | | Totals: | 693,160 |
| 6524010 | SW-19-24-24-4 3.50 Acres | | | | PTN. RD ALLOWANCE | |
| | NR | LAND | E | 154 | PROVINCIAL EXEMPT | Exempt Total: 80,270 |
| | | | | 100% | Alberta School Foundation Fund | |
| 6526000 | 1311430 2 2 E -20-24-24-4 189.80 Acres | | | | NE & North of Canal in SE | |
| | F | LAND | T | 1 | FARMLAND Taxable Total: | 28,610 |
| | | | | 100% | Christ The Redeemer Reg. 3 | |



2020 Assessment Roll (Valuation Date 1-July, 2020) 2021 Taxation Year, Wheatland County

Assessment Year: 2020
Tax Year: 2021

| Roll | Legal Address | | | | | | Total |
|---------|-----------------------|---------------------------|-------------------------------------|---------------------------------|----------------|--|---------------------|
| 6527000 | NW-20-24-24-4 | 160.00 Acres | | | | | |
| | 243067 RGE RD 245 | | | | | | |
| | F LAND & IMPROVEMENTS | | T 1 | FARMLAND | | | 28,070 |
| | R | | T 103 | RESIDENTIAL LAND & IMPROVEMENTS | | | 598,360 |
| | | | Taxable Total: | | | | 626,430 |
| | R | | E 901 | RURAL RESIDENCE EXEMPTION (RAP) | | | 61,540 |
| | | | 94% Christ The Redeemer Reg. 3 | | | | Totals: 687,970 |
| | | | 6% Alberta School Foundation Fund | | | | |
| 6528100 | 8677AP 2 11 | SE-20-24-24-4 49.87 Acres | E PART S OF CANAL | | | | |
| | F LAND & IMPROVEMENTS | | T 1 | FARMLAND | | | 4,750 |
| | R | | T 103 | RESIDENTIAL LAND & IMPROVEMENTS | | | 142,500 |
| | | | Taxable Total: | | | | 147,250 |
| | R | | E 901 | RURAL RESIDENCE EXEMPTION (RAP) | | | 5,400 |
| | | | 100% Alberta School Foundation Fund | | | | Totals: 152,650 |
| 6528200 | 0913764 2 1 | SE-20-24-24-4 15.85 Acres | W PART S OF CANAL | | | | |
| | 244042 TWP RD 243 | | | | | | |
| | F LAND & IMPROVEMENTS | | T 1 | FARMLAND | | | 1,370 |
| | R | | T 103 | RESIDENTIAL LAND & IMPROVEMENTS | | | 660,510 |
| | | | Taxable Total: | | | | 661,880 |
| | R | | E 901 | RURAL RESIDENCE EXEMPTION (RAP) | | | 1,370 |
| | R | | E 903 | FARM BUILDING EXEMPT | | | 6,720 |
| | | | 100% Alberta School Foundation Fund | | | | Exempt Total: 8,090 |
| | | | Totals: | | | | 669,970 |
| 6528500 | IRR67 RW 24 | SE-20-24-24-4 24.68 Acres | CANAL: 15aSE; 10.03aSW; 0.03aNE | | | | |
| | NR LAND | | E 167 | WESTERN IRRIGATION DIST EXEMPT | Exempt Total: | | 143,970 |
| | | | 100% Alberta School Foundation Fund | | | | |
| 6528510 | 1211265 RW 24 | NE-20-24-24-4 0.03 Acres | SOUTH EDGE LSD 9 | | | | |
| | NR LAND | | E 167 | WESTERN IRRIGATION DIST EXEMPT | Exempt Total: | | 13,630 |
| | | | 100% Alberta School Foundation Fund | | | | |
| 6529000 | SW-20-24-24-4 | 44.97 Acres | North Half LSD 5 & 6 | | | | |
| | F LAND | | T 1 | FARMLAND | Taxable Total: | | 7,260 |
| | | | 100% Christ The Redeemer Reg. 3 | | | | |



2020 Assessment Roll (Valuation Date 1-July, 2020) 2021 Taxation Year, Wheatland County

Assessment Year: 2020
Tax Year: 2021

| Roll | Legal Address | | | | Total |
|---------|---------------------------|--------------|---------------------------------------|----------------|-----------|
| 6529010 | SE-20-24-24-4 | 1.59 Acres | Road Allowance Northeast Bndry | | |
| | F LAND | | T 1 FARMLAND | Taxable Total: | 170 |
| | | | 100% Alberta School Foundation Fund | | |
| 6529500 | 8677AP 2 5 SW-20-24-24-4 | 48.60 Acres | West Half, South of Canal | | |
| | 243017 RGE RD 245 | | | | |
| | F LAND & IMPROVEMENTS | | T 1 FARMLAND | | 4,950 |
| | R | | T 103 RESIDENTIAL LAND & IMPROVEMENTS | | 1,117,250 |
| | | | | Taxable Total: | 1,122,200 |
| | R | | E 901 RURAL RESIDENCE EXEMPTION (RAP) | | 4,950 |
| | | | 100% Alberta School Foundation Fund | | |
| | | | | Totals: | 1,127,150 |
| 6529600 | 8677AP 2 6 SW-20-24-24-4 | 52.40 Acres | East Half, South of Canal | | |
| | 244072 TWP RD 243 | | | | |
| | F LAND & IMPROVEMENTS | | T 1 FARMLAND | | 5,370 |
| | R | | T 103 RESIDENTIAL LAND & IMPROVEMENTS | | 677,630 |
| | | | | Taxable Total: | 683,000 |
| | R | | E 901 RURAL RESIDENCE EXEMPTION (RAP) | | 5,370 |
| | R | | E 903 FARM BUILDING EXEMPT | | 741,740 |
| | | | 100% The Golden Hills Reg. Div. 15 | | |
| | | | | Exempt Total: | 747,110 |
| | | | | Totals: | 1,430,110 |
| 6530000 | NE-21-24-24-4 | 151.29 Acres | | | |
| | F LAND | | T 1 FARMLAND | Taxable Total: | 21,340 |
| | | | 100% The Golden Hills Reg. Div. 15 | | |
| 6530010 | 0712668 1 1 NE-21-24-24-4 | 3.01 Acres | NW corner | | |
| | F LAND | | T 1 FARMLAND | Taxable Total: | 220 |
| | | | 100% The Golden Hills Reg. Div. 15 | | |
| 6531000 | NW-21-24-24-4 | 155.00 Acres | | | |
| | F LAND | | T 1 FARMLAND | Taxable Total: | 21,480 |
| | | | 100% Alberta School Foundation Fund | | |
| 6531010 | 0310411 1 1 NW-21-24-24-4 | 5.00 Acres | NE Corner | | |
| | 243049 TWP RD 244 | | | | |
| | R LAND & IMPROVEMENTS | | T 103 RESIDENTIAL LAND & IMPROVEMENTS | Taxable Total: | 590,100 |
| | | | 100% The Golden Hills Reg. Div. 15 | | |



2020 Assessment Roll (Valuation Date 1-July, 2020) 2021 Taxation Year, Wheatland County

Assessment Year: 2020
Tax Year: 2021

| Roll | Legal Address | Total |
|---------|--|-------|
| 6532000 | SE-21-24-24-4 157.01 Acres | |
| | F LAND T 1 FARMLAND Taxable Total: 19,000 | |
| | 100% The Golden Hills Reg. Div. 15 | |
| 6532010 | 0712658 1 1 SE-21-24-24-4 2.99 Acres SE Corner 243004 RGE RD 243 | |
| | R LAND & IMPROVEMENTS T 103 RESIDENTIAL LAND & IMPROVEMENTS Taxable Total: 423,500 | |
| | 100% Alberta School Foundation Fund | |
| 6533000 | SW-21-24-24-4 123.40 Acres East of Canal | |
| | F LAND T 1 FARMLAND Taxable Total: 16,020 | |
| | 100% The Golden Hills Reg. Div. 15 | |
| 6534000 | SW-21-24-24-4 24.15 Acres West of Canal | |
| | F LAND T 1 FARMLAND Taxable Total: 2,480 | |
| | 100% The Golden Hills Reg. Div. 15 | |
| 6535000 | NE-22-24-24-4 147.48 Acres | |
| | F LAND T 1 FARMLAND Taxable Total: 14,200 | |
| | 100% Alberta School Foundation Fund | |
| 6535010 | 1210257 1 1 NE-22-24-24-4 3.41 Acres NE CORNER LSD 13 242025 TWP RD 244 | |
| | R LAND & IMPROVEMENTS T 103 RESIDENTIAL LAND & IMPROVEMENTS Taxable Total: 694,100 | |
| | 100% Alberta School Foundation Fund | |
| 6536000 | NW-22-24-24-4 151.30 Acres | |
| | 243057 RGE RD 243 | |
| | F LAND & IMPROVEMENTS T 1 FARMLAND 13,180 | |
| | R T 103 RESIDENTIAL LAND & IMPROVEMENTS 424,220 | |
| | Taxable Total: 437,400 | |
| | R E 901 RURAL RESIDENCE EXEMPTION (RAP) 13,180 | |
| | R E 903 FARM BUILDING EXEMPT 10,110 | |
| | 100% Alberta School Foundation Fund Exempt Total: 23,290 | |
| | Totals: 460,690 | |
| 6536010 | 0413693 1 1 NW-22-24-24-4 3.00 Acres NE Corner 242047 TWP RD 244 | |
| | R LAND & IMPROVEMENTS T 103 RESIDENTIAL LAND & IMPROVEMENTS Taxable Total: 276,300 | |



2020 Assessment Roll (Valuation Date 1-July, 2020) 2021 Taxation Year, Wheatland County

Assessment Year: 2020
Tax Year: 2021

| Roll | Legal Address | | | | | | | | | | Total |
|---------|---------------------------|---------------------|-------------------------------------|-----|-------------------------------------|----------------|--|--|--|---------|-------|
| 6537000 | SE-22-24-24-4 | | 145.54 Acres | | 100% Alberta School Foundation Fund | | | | | | |
| | 243030 HWY 21 | | | | | | | | | | |
| | F | LAND | T | 1 | FARMLAND | Taxable Total: | | | | 16,970 | |
| 6538000 | SW-22-24-24-4 | | 153.20 Acres | | 50% Christ The Redeemer Reg. 3 | | | | | | |
| | | | 50% Alberta School Foundation Fund | | | | | | | | |
| | F | LAND | T | 1 | FARMLAND | Taxable Total: | | | | 19,800 | |
| 6538010 | 9211142 1 SW-22-24-24-4 | | 4.00 Acres | | 100% Alberta School Foundation Fund | | | | | | |
| | 242081A RGE RD 243 | | Southwest Corner | | | | | | | | |
| | F | LAND & IMPROVEMENTS | T | 1 | FARMLAND | | | | | 110 | |
| | R | | T | 103 | RESIDENTIAL LAND & IMPROVEMENTS | | | | | 630,890 | |
| | R | | E | 901 | RURAL RESIDENCE EXEMPTION (RAP) | Taxable Total: | | | | 631,000 | |
| | | | | | 100% Alberta School Foundation Fund | | | | | 110 | |
| | | | | | Totals: | | | | | 631,110 | |
| 6539000 | NE-23-24-24-4 | | 153.80 Acres | | | | | | | | |
| | F | LAND | T | 1 | FARMLAND | Taxable Total: | | | | 34,190 | |
| | | | 100% Alberta School Foundation Fund | | | | | | | | |
| 6540000 | NE-23-24-24-4 | | 5.00 Acres | | Southwest Corner | | | | | | |
| | F | LAND | T | 1 | FARMLAND | Taxable Total: | | | | 720 | |
| | | | 100% Alberta School Foundation Fund | | | | | | | | |
| 6540010 | IRR463 RW24 PT-23-24-24-4 | | 6.94 Acres | | SE,SW,NE 23 | | | | | | |
| | | | | | | | | | | | |
| | NR | LAND | E | 167 | WESTERN IRRIGATION DIST EXEMPT | Exempt Total: | | | | 17,940 | |
| 6541000 | NW-23-24-24-4 | | 154.47 Acres | | 100% Alberta School Foundation Fund | | | | | | |
| | F | LAND | T | 1 | FARMLAND | Taxable Total: | | | | 32,760 | |
| | | | 100% Alberta School Foundation Fund | | | | | | | | |
| 6541010 | IRR463 NW-23-24-24-4 | | 4.07 Acres | | Canal R of Way | | | | | | |
| | F | LAND | T | 1 | FARMLAND | Taxable Total: | | | | 590 | |



2020 Assessment Roll (Valuation Date 1-July, 2020) 2021 Taxation Year, Wheatland County

Assessment Year: 2020
Tax Year: 2021

| Roll | Legal Address | | | | | | Total |
|---------|----------------------------|---------------------|---|-----|--------------------------------------|----------------|---------|
| 6542000 | SE-23-24-24-4 92.50 Acres | | 100% Alberta School Foundation Fund | | | | |
| | | | South & West of Canal | | | | |
| | F | LAND | T | 1 | FARMLAND | Taxable Total: | 15,980 |
| 6543000 | SE-23-24-24-4 61.80 Acres | | 100% Alberta School Foundation Fund | | | | |
| | 243032 RGE RD 241 | | North & East of Canal | | | | |
| | F | LAND & IMPROVEMENTS | T | 1 | FARMLAND | | 8,810 |
| | R | | T | 103 | RESIDENTIAL LAND & IMPROVEMENTS | | 329,210 |
| | | | Taxable Total: | | | | 338,020 |
| | R | | E | 901 | RURAL RESIDENCE EXEMPTION (RAP) | | 61,540 |
| | R | | E | 903 | FARM BUILDING EXEMPT | | 2,550 |
| | | | 100% Alberta School Foundation Fund | | | | |
| | | | Exempt Total: | | | | 64,090 |
| | | | Totals: | | | | 402,110 |
| 6544000 | SW-23-24-24-4 158.80 Acres | | | | | | |
| | | | | | | | |
| | F | LAND | T | 1 | FARMLAND | Taxable Total: | 37,350 |
| 6545000 | NE-24-24-24-4 159.00 Acres | | 100% Alberta School Foundation Fund | | | | |
| | | | | | | | |
| | F | LAND | T | 1 | FARMLAND | Taxable Total: | 16,550 |
| 6545010 | NE-24-24-24-4 1.00 Acres | | 100% Alberta School Foundation Fund | | | | |
| | | | Northeast Corner Telus Storage Building | | | | |
| | NR | LAND & IMPROVEMENTS | T | 105 | NON-RESEIDENTIAL LAND & IMPROVEMENTS | Taxable Total: | 167,980 |
| 6546000 | NW-24-24-24-4 160.00 Acres | | 100% Alberta School Foundation Fund | | | | |
| | | | | | | | |
| | F | LAND | T | 1 | FARMLAND | Taxable Total: | 25,980 |
| 6547000 | SE-24-24-24-4 159.00 Acres | | 100% Alberta School Foundation Fund | | | | |
| | | | | | | | |
| | F | LAND | T | 1 | FARMLAND | Taxable Total: | 32,980 |
| 6548000 | SW-24-24-24-4 152.80 Acres | | 100% Alberta School Foundation Fund | | | | |
| | | | | | | | |
| | | | | | | | |



2020 Assessment Roll (Valuation Date 1-July, 2020) 2021 Taxation Year, Wheatland County

Assessment Year: 2020
Tax Year: 2021

| Roll | Legal Address | | | | | Total |
|---------|---------------|----------------------------|---|-----|-------------------------------------|-----------------------|
| 6548010 | F | LAND | T | 1 | FARMLAND | Taxable Total: 37,350 |
| | | | | | 100% Alberta School Foundation Fund | |
| | IRR412 | SW-24-24-24-4 5.10 Acres | | | CANAL RIGHT OF WAY | |
| 6550000 | NR | LAND | E | 167 | WESTERN IRRIGATION DIST EXEMPT | Exempt Total: 145,480 |
| | | | | | 100% Alberta School Foundation Fund | |
| | NE-25-24-24-4 | 160.00 Acres | | | | |
| | 244042 | RGE RD 240 | | | | |
| | F | LAND & IMPROVEMENTS | T | 1 | FARMLAND | 32,060 |
| | R | | T | 103 | RESIDENTIAL LAND & IMPROVEMENTS | 201,660 |
| | | | | | Taxable Total: | 233,720 |
| | R | | E | 901 | RURAL RESIDENCE EXEMPTION (RAP) | 61,540 |
| | | | | | 100% Alberta School Foundation Fund | Totals: 295,260 |
| 6551000 | NW-25-24-24-4 | 160.00 Acres | | | | |
| 6552000 | F | LAND | T | 1 | FARMLAND | Taxable Total: 29,660 |
| | | | | | 100% Alberta School Foundation Fund | |
| | SE-25-24-24-4 | 160.00 Acres | | | | |
| 6553000 | F | LAND | T | 1 | FARMLAND | Taxable Total: 34,080 |
| | | | | | 100% Alberta School Foundation Fund | |
| | 0610215 1 2 | SW-25-24-24-4 120.00 Acres | | | LSD 12,13,14 | |
| | 240044B | TWP RD 244 | | | | |
| | F | LAND & IMPROVEMENTS | T | 1 | FARMLAND | 13,700 |
| | R | | T | 103 | RESIDENTIAL LAND & IMPROVEMENTS | 534,260 |
| | | | | | Taxable Total: | 547,960 |
| | R | | E | 901 | RURAL RESIDENCE EXEMPTION (RAP) | 47,960 |
| | R | | E | 903 | FARM BUILDING EXEMPT | 24,430 |
| | | | | | 100% Alberta School Foundation Fund | Exempt Total: 72,390 |
| | | | | | Totals: | 620,350 |
| 6554000 | 0610215 1 1 | SW-25-24-24-4 35.62 Acres | | | | |
| | 240044A | TWP RD 244 | | | | |
| | F | LAND & IMPROVEMENTS | T | 1 | FARMLAND | 550 |
| | R | | T | 103 | RESIDENTIAL LAND & IMPROVEMENTS | 556,790 |
| | | | | | Taxable Total: | 557,340 |
| | R | | E | 901 | RURAL RESIDENCE EXEMPTION (RAP) | 1,310 |
| | | | | | Totals: | 558,650 |



2020 Assessment Roll (Valuation Date 1-July, 2020) 2021 Taxation Year, Wheatland County

Assessment Year: 2020
Tax Year: 2021

| Roll | Legal Address | 100% Alberta School Foundation Fund | | | | Total |
|---------|---|-------------------------------------|---------------------------------|----------------|--|---------|
| 6554010 | 1911129 1 3 SW-25-24-24-4 4.38 Acres | SE Corner of LSD 4 | | | | |
| | F LAND | T 1 | FARMLAND | Taxable Total: | | 760 |
| | | 100% Alberta School Foundation Fund | | | | |
| 6555000 | NE-26-24-24-4 160.00 Acres | | | | | |
| | F LAND | T 1 | FARMLAND | Taxable Total: | | 25,390 |
| | | 100% Alberta School Foundation Fund | | | | |
| 6556000 | NW-26-24-24-4 129.99 Acres | | | | | |
| | F LAND | T 1 | FARMLAND | Taxable Total: | | 15,950 |
| | | 100% Christ The Redeemer Reg. 3 | | | | |
| 6557000 | 0810358 1 2 NW-26-24-24-4 27.76 Acres | N. PART OF LSD 13 & 14 | | | | |
| | F LAND | T 1 | FARMLAND | Taxable Total: | | 2,950 |
| | | 100% Christ The Redeemer Reg. 3 | | | | |
| 6558000 | SE-26-24-24-4 160.00 Acres | | | | | |
| | F LAND | T 1 | FARMLAND | Taxable Total: | | 36,800 |
| | | 100% Alberta School Foundation Fund | | | | |
| 6559000 | SW-26-24-24-4 158.08 Acres | | | | | |
| | F LAND | T 1 | FARMLAND | Taxable Total: | | 32,000 |
| | | 100% Alberta School Foundation Fund | | | | |
| 6560000 | NE-27-24-24-4 144.68 Acres | | | | | |
| | F LAND | T 1 | FARMLAND | Taxable Total: | | 14,140 |
| | | 100% Alberta School Foundation Fund | | | | |
| 6560010 | 9110212 1 NE-27-24-24-4 8.00 Acres 244076 HWY 21 | Northeast Corner | | | | |
| | F LAND & IMPROVEMENTS | T 1 | FARMLAND | | | 480 |
| | R | T 103 | RESIDENTIAL LAND & IMPROVEMENTS | | | 416,920 |
| | | Taxable Total: | | | | 417,400 |
| | R | E 901 | RURAL RESIDENCE EXEMPTION (RAP) | | | 480 |
| | | Totals: | | | | 417,880 |



2020 Assessment Roll (Valuation Date 1-July, 2020) 2021 Taxation Year, Wheatland County

Assessment Year: 2020
Tax Year: 2021

| Roll | Legal Address | 100% Alberta School Foundation Fund | | | | Total |
|---------|---|-------------------------------------|-------------------------------------|------------------|--|---------|
| 6561000 | NW-27-24-24-4 148.10 Acres | | | | | |
| | F LAND | T 1 | FARMLAND | Taxable Total: | | 13,960 |
| | | | 100% Alberta School Foundation Fund | | | |
| 6561010 | 9312629 1 NW-27-24-24-4 7.30 Acres 244045 RGE RD 243 | | | Southwest Corner | | |
| | F LAND & IMPROVEMENTS | T 1 | FARMLAND | | | 460 |
| | R | T 103 | RESIDENTIAL LAND & IMPROVEMENTS | | | 468,840 |
| | | | | Taxable Total: | | 469,300 |
| | R | E 901 | RURAL RESIDENCE EXEMPTION (RAP) | | | 460 |
| | | | 100% Alberta School Foundation Fund | Totals: | | 469,760 |
| 6562000 | SE-27-24-24-4 92.99 Acres 244018 HWY 21 | | | East of Canal | | |
| | F LAND & IMPROVEMENTS | T 1 | FARMLAND | | | 9,150 |
| | R | T 103 | RESIDENTIAL LAND & IMPROVEMENTS | | | 320,190 |
| | | | | Taxable Total: | | 329,340 |
| | R | E 901 | RURAL RESIDENCE EXEMPTION (RAP) | | | 9,150 |
| | R | E 903 | FARM BUILDING EXEMPT | | | 3,450 |
| | | | 100% Alberta School Foundation Fund | Exempt Total: | | 12,600 |
| | | | | Totals: | | 341,940 |
| 6563000 | SE-27-24-24-4 57.00 Acres | | | West of Canal | | |
| | F LAND | T 1 | FARMLAND | Taxable Total: | | 5,880 |
| | | | 100% Alberta School Foundation Fund | | | |
| 6564000 | SW-27-24-24-4 157.32 Acres | | | | | |
| | F LAND | T 1 | FARMLAND | Taxable Total: | | 15,370 |
| | | | 100% Alberta School Foundation Fund | | | |
| 6565000 | NE-28-24-24-4 158.70 Acres | | | | | |
| | F LAND | T 1 | FARMLAND | Taxable Total: | | 20,910 |
| | | | 100% Alberta School Foundation Fund | | | |
| 6566000 | NW-28-24-24-4 160.00 Acres | | | | | |
| | F LAND | T 1 | FARMLAND | Taxable Total: | | 23,700 |
| | | | 100% Alberta School Foundation Fund | | | |



2020 Assessment Roll (Valuation Date 1-July, 2020) 2021 Taxation Year, Wheatland County

Assessment Year: 2020
Tax Year: 2021

| Roll | Legal Address | | | | | | Total |
|---------|---------------|----------------------------|---|-----|-------------------------------------|----------------|----------------|
| 6567000 | SE-28-24-24-4 | 145.66 Acres | | | | | |
| | F | LAND | T | 1 | FARMLAND | Taxable Total: | 14,560 |
| | | | | | 100% Alberta School Foundation Fund | | |
| 6568000 | SE-28-24-24-4 | 11.20 Acres | | | | | |
| | | 243042 TWP RD 244 | | | | | |
| | F | LAND & IMPROVEMENTS | T | 1 | FARMLAND | | 870 |
| | R | | T | 103 | RESIDENTIAL LAND & IMPROVEMENTS | | 691,190 |
| | | | | | | Taxable Total: | 692,060 |
| | R | | E | 901 | RURAL RESIDENCE EXEMPTION (RAP) | | 2,060 |
| | R | | E | 903 | FARM BUILDING EXEMPT | | 124,740 |
| | | | | | 100% Alberta School Foundation Fund | Exempt Total: | 126,800 |
| | | | | | | Totals: | 818,860 |
| 6569000 | 0513330 2 3 | SW-28-24-24-4 142.00 Acres | | | | | |
| | F | LAND | T | 1 | FARMLAND | Taxable Total: | 22,680 |
| | | | | | 100% Alberta School Foundation Fund | | |
| 6570000 | 0513330 2 2 | SW-28-24-24-4 11.02 Acres | | | | | |
| | | | | | | | SE Corner |
| | F | LAND | T | 1 | FARMLAND | Taxable Total: | 1,190 |
| | | | | | 100% The Golden Hills Reg. Div. 15 | | |
| 6571000 | NE-29-24-24-4 | 116.31 Acres | | | | | |
| | | | | | | | North of Canal |
| | F | LAND | T | 1 | FARMLAND | Taxable Total: | 10,340 |
| | | | | | 100% Christ The Redeemer Reg. 3 | | |
| 6571010 | 1015022 1 1 | NE-29-24-24-4 4.50 Acres | | | | | |
| | | 244036 RGE RD 244 | | | | | SE CORNER |
| | F | LAND & IMPROVEMENTS | T | 1 | FARMLAND | | 90 |
| | R | | T | 103 | RESIDENTIAL LAND & IMPROVEMENTS | | 265,900 |
| | | | | | 100% Christ The Redeemer Reg. 3 | Taxable Total: | 265,990 |
| 6572000 | 9110305 1 | NE-29-24-24-4 31.38 Acres | | | | | |
| | | 244043 RGE RD 245 | | | | | South of Canal |
| | F | LAND & IMPROVEMENTS | T | 1 | FARMLAND | | 3,020 |
| | R | | T | 103 | RESIDENTIAL LAND & IMPROVEMENTS | | 425,220 |
| | | | | | | Taxable Total: | 428,240 |
| | R | | E | 901 | RURAL RESIDENCE EXEMPTION (RAP) | | 38,780 |



2020 Assessment Roll (Valuation Date 1-July, 2020) 2021 Taxation Year, Wheatland County

Assessment Year: 2020
Tax Year: 2021

| Roll | Legal Address | | | | Total |
|---------|---|-------|--------------------------------------|--|---------|
| | R | E 903 | FARM BUILDING EXEMPT | | 38,430 |
| | | 100% | Alberta School Foundation Fund | Exempt Total: | 77,210 |
| | | | | Totals: | 505,450 |
| 6572010 | 9112086 1 NE-29-24-24-4 2.99 Acres 244070 RGE RD 244 | | | Central East Portion LSD 16 | |
| | R LAND & IMPROVEMENTS | T 103 | RESIDENTIAL LAND & IMPROVEMENTS | Taxable Total: | 594,200 |
| | | 100% | Alberta School Foundation Fund | | |
| 6572020 | 9111917 RW 24 NE-29-24-24-4 7.90 Acres | | | LSD 9 & 10 | |
| | NR LAND | E 167 | WESTERN IRRIGATION DIST EXEMPT | Exempt Total: | 79,000 |
| | | 100% | Alberta School Foundation Fund | | |
| 6573000 | NW-29-24-24-4 86.72 Acres 244069A RGE RD 245 | | | North of Canal | |
| | F LAND & IMPROVEMENTS | T 1 | FARMLAND | | 7,900 |
| | R | T 103 | RESIDENTIAL LAND & IMPROVEMENTS | | 535,990 |
| | | | | Taxable Total: | 543,890 |
| | R | E 901 | RURAL RESIDENCE EXEMPTION (RAP) | | 7,900 |
| | R | E 903 | FARM BUILDING EXEMPT | | 9,990 |
| | | 100% | Alberta School Foundation Fund | Exempt Total: | 17,890 |
| | | | | Totals: | 561,780 |
| 6573010 | NW-29-24-24-4 51.87 Acres 244051 RGE RD 245 | | | South of Canal FM Trailer World | |
| | F LAND & IMPROVEMENTS | T 1 | FARMLAND | | 7,400 |
| | R | T 103 | RESIDENTIAL LAND & IMPROVEMENTS | | 706,820 |
| | NR | T 105 | NON-RESEIDENTIAL LAND & IMPROVEMENTS | | 134,560 |
| | | | | Taxable Total: | 848,780 |
| | R | E 901 | RURAL RESIDENCE EXEMPTION (RAP) | | 7,400 |
| | R | E 903 | FARM BUILDING EXEMPT | | 141,720 |
| | | 100% | Christ The Redeemer Reg. 3 | Exempt Total: | 149,120 |
| | | | | Totals: | 997,900 |
| 6573020 | 9210498 2 NW-29-24-24-4 9.30 Acres 244059 RGE RD 245 | | | Northwest portion LSD 12 Underground Performance Cycle | |
| | R LAND & IMPROVEMENTS | T 103 | RESIDENTIAL LAND & IMPROVEMENTS | | 556,780 |
| | NR | T 105 | NON-RESEIDENTIAL LAND & IMPROVEMENTS | | 40,020 |
| | | 100% | Alberta School Foundation Fund | Taxable Total: | 596,800 |
| 6573025 | 1311809 1 3 NW-29-24-24-4 2.07 Acres 244055 RGE RD 245 | | | CENTRAL PART LSD 12;N OF CANAL | |



2020 Assessment Roll (Valuation Date 1-July, 2020) 2021 Taxation Year, Wheatland County

Assessment Year: 2020
Tax Year: 2021

| Roll | Legal Address | | | | | Total |
|---------|-------------------|---------------------|--------------|------|---------------------------------|------------------------|
| 6573030 | R | LAND | T | 104 | RESIDENTIAL VACANT LAND | Taxable Total: 133,400 |
| | | | | 100% | Alberta School Foundation Fund | |
| | 9111917 RW 24 | NW-29-24-24-4 | 7.91 Acres | | | LSD 11 & 12 |
| 6574000 | NR | LAND | E | 167 | WESTERN IRRIGATION DIST EXEMPT | Exempt Total: 87,580 |
| | | | | 100% | Alberta School Foundation Fund | |
| | SE-29-24-24-4 | | 158.10 Acres | | | |
| 6574010 | F | LAND | T | 1 | FARMLAND | Taxable Total: 25,370 |
| | | | | 100% | Christ The Redeemer Reg. 3 | |
| | 9411219 | SE-29-24-24-4 | 1.92 Acres | | | CANAL RIGHT OF WAY |
| 6575000 | NR | LAND | E | 167 | WESTERN IRRIGATION DIST EXEMPT | Exempt Total: 117,320 |
| | | | | 100% | Alberta School Foundation Fund | |
| | SW-29-24-24-4 | | 160.00 Acres | | | |
| | 244082 TWP RD 244 | | | | | |
| | F | LAND & IMPROVEMENTS | T | 1 | FARMLAND | 26,540 |
| | R | | T | 103 | RESIDENTIAL LAND & IMPROVEMENTS | 332,360 |
| | | | | | Taxable Total: | 358,900 |
| | R | | E | 901 | RURAL RESIDENCE EXEMPTION (RAP) | 61,540 |
| | | | | 100% | Christ The Redeemer Reg. 3 | |
| | | | | | Totals: | 420,440 |
| 6576000 | NE-30-24-24-4 | | 76.58 Acres | | | Southwest of Canal |
| | 244048 RGE RD 245 | | | | | |
| | F | LAND & IMPROVEMENTS | T | 1 | FARMLAND | 15,040 |
| | R | | T | 103 | RESIDENTIAL LAND & IMPROVEMENTS | 288,560 |
| | | | | | Taxable Total: | 303,600 |
| | R | | E | 901 | RURAL RESIDENCE EXEMPTION (RAP) | 15,040 |
| | | | | 100% | Alberta School Foundation Fund | |
| | | | | | Totals: | 318,640 |
| 6576010 | NE-30-24-24-4 | | 72.15 Acres | | | Northeast of Canal |
| | 244060 RGE RD 245 | | | | | |
| | F | LAND & IMPROVEMENTS | T | 1 | FARMLAND | 9,300 |
| | R | | T | 103 | RESIDENTIAL LAND & IMPROVEMENTS | 365,320 |
| | | | | | Taxable Total: | 374,620 |
| | R | | E | 901 | RURAL RESIDENCE EXEMPTION (RAP) | 9,300 |
| | R | | E | 903 | FARM BUILDING EXEMPT | 8,220 |
| | | | | | Exempt Total: | 17,520 |
| | | | | | Totals: | 392,140 |



2020 Assessment Roll (Valuation Date 1-July, 2020) 2021 Taxation Year, Wheatland County

Assessment Year: 2020
Tax Year: 2021

| Roll | Legal Address | 100% Alberta School Foundation Fund | | | | Total |
|---------|--|-------------------------------------|---------------------------------|----------------|--|---------|
| 6576020 | 9211518 1 NE-30-24-24-4 2.99 Acres 244052 RGE RD 245 | Portion SE Corner South of Cnl | | | | |
| | R LAND & IMPROVEMENTS | T 103 | RESIDENTIAL LAND & IMPROVEMENTS | Taxable Total: | | 459,700 |
| | | 100% Alberta School Foundation Fund | | | | |
| 6576030 | 9111917 RW 24 NE-30-24-24-4 8.82 Acres | LSD 9 & 15 | | | | |
| | NR LAND | E 167 | WESTERN IRRIGATION DIST EXEMPT | Exempt Total: | | 97,650 |
| | | 100% Alberta School Foundation Fund | | | | |
| 6577000 | NW-30-24-24-4 159.51 Acres | | | | | |
| | F LAND | T 1 | FARMLAND | Taxable Total: | | 30,800 |
| | | 100% Christ The Redeemer Reg. 3 | | | | |
| 6577010 | 9111917 RW 24 NW-30-24-24-4 0.49 Acres | N.E. CORNER LSD 14 | | | | |
| | NR LAND | E 167 | WESTERN IRRIGATION DIST EXEMPT | Exempt Total: | | 41,770 |
| | | 100% Alberta School Foundation Fund | | | | |
| 6578000 | SE-30-24-24-4 160.00 Acres | | | | | |
| | F LAND | T 1 | FARMLAND | Taxable Total: | | 28,250 |
| | | 100% Alberta School Foundation Fund | | | | |
| 6579000 | SW-30-24-24-4 146.63 Acres | | | | | |
| | F LAND | T 1 | FARMLAND | Taxable Total: | | 34,320 |
| | | 100% Alberta School Foundation Fund | | | | |
| 6579010 | 0313398 1 1 SW-30-24-24-4 13.37 Acres 245048 TWP RD 244 | SE CORNER | | | | |
| | F LAND & IMPROVEMENTS | T 1 | FARMLAND | | | 1,850 |
| | R | T 103 | RESIDENTIAL LAND & IMPROVEMENTS | | | 864,650 |
| | | Taxable Total: | | | | 866,500 |
| | R | E 901 | RURAL RESIDENCE EXEMPTION (RAP) | | | 1,850 |
| | | 100% Alberta School Foundation Fund | | | | |
| | | Totals: | | | | 868,350 |
| 6580000 | NE-31-24-24-4 160.00 Acres | | | | | |
| | F LAND | T 1 | FARMLAND | Taxable Total: | | 12,380 |
| | | 100% Christ The Redeemer Reg. 3 | | | | |



2020 Assessment Roll (Valuation Date 1-July, 2020) 2021 Taxation Year, Wheatland County

Assessment Year: 2020
Tax Year: 2021

| Roll | Legal Address | Total |
|---------|--|-------|
| 6581000 | NW-31-24-24-4 146.49 Acres | |
| | F LAND T 1 FARMLAND Taxable Total: 20,910 | |
| | 100% Christ The Redeemer Reg. 3 | |
| 6582000 | NW-31-24-24-4 9.91 Acres SOUTH OF CANAL | |
| | 245047 RGE RD 250 | |
| | F LAND & IMPROVEMENTS T 1 FARMLAND 900 | |
| | R T 103 RESIDENTIAL LAND & IMPROVEMENTS 813,200 | |
| | Taxable Total: 814,100 | |
| | R E 901 RURAL RESIDENCE EXEMPTION (RAP) 900 | |
| | 100% Alberta School Foundation Fund Totals: 815,000 | |
| 6582010 | 9411955 NW-31-24-24-4 3.31 Acres CANAL RIGHT OF WAY | |
| | NR LAND E 167 WESTERN IRRIGATION DIST EXEMPT Exempt Total: 158,430 | |
| | 100% Alberta School Foundation Fund | |
| 6583000 | SE-31-24-24-4 160.00 Acres | |
| | 245004 RGE RD 245 | |
| | F LAND & IMPROVEMENTS T 1 FARMLAND 23,590 | |
| | R T 103 RESIDENTIAL LAND & IMPROVEMENTS 397,210 | |
| | Taxable Total: 420,800 | |
| | R E 901 RURAL RESIDENCE EXEMPTION (RAP) 88,490 | |
| | 100% Christ The Redeemer Reg. 3 Totals: 509,290 | |
| 6584000 | SW-31-24-24-4 105.42 Acres West of Canal | |
| | F LAND T 1 FARMLAND Taxable Total: 20,920 | |
| | 100% The Golden Hills Reg. Div. 15 | |
| 6584010 | 9411955 SW-31-24-24-4 6.92 Acres CANAL RIGHT OF WAY | |
| | NR LAND E 167 WESTERN IRRIGATION DIST EXEMPT Exempt Total: 198,400 | |
| | 100% Alberta School Foundation Fund | |
| 6585000 | SW-31-24-24-4 48.58 Acres East of Canal | |
| | F LAND T 1 FARMLAND Taxable Total: 5,060 | |
| | 100% Christ The Redeemer Reg. 3 | |
| 6586000 | NE-32-24-24-4 139.74 Acres | |
| | 245046A RGE RD 244 | |



2020 Assessment Roll (Valuation Date 1-July, 2020) 2021 Taxation Year, Wheatland County

Assessment Year: 2020
Tax Year: 2021

| Roll | Legal Address | | | | Total |
|---------|---|---------------------|---|-------------------------------------|---------|
| 6586010 | F | LAND & IMPROVEMENTS | T | 1 FARMLAND | 30,510 |
| | R | | T | 103 RESIDENTIAL LAND & IMPROVEMENTS | 686,790 |
| | Taxable Total: | | | | 717,300 |
| | R | | E | 901 RURAL RESIDENCE EXEMPTION (RAP) | 92,310 |
| | 100% Christ The Redeemer Reg. 3 Totals: | | | | 809,610 |
| 6586010 | 0410722 1 1 NE-32-24-24-4 12.77 Acres NE CORNER, N OF CANAL 245078 RGE RD 244 | | | | |
| 6586020 | F | LAND & IMPROVEMENTS | T | 1 FARMLAND | 1,480 |
| | R | | T | 103 RESIDENTIAL LAND & IMPROVEMENTS | 815,020 |
| | Taxable Total: | | | | 816,500 |
| | R | | E | 901 RURAL RESIDENCE EXEMPTION (RAP) | 1,480 |
| | 50% The Golden Hills Reg. Div. 15 Totals: | | | | 817,980 |
| 6586020 | IRR348 RW RW 24 NE-32-24-24-4 7.50 Acres CANAL IN LSD 16 | | | | |
| 6587000 | NR | LAND | E | 167 WESTERN IRRIGATION DIST EXEMPT | 75,000 |
| | 100% Alberta School Foundation Fund Exempt Total: | | | | |
| 6587000 | NW-32-24-24-4 75.30 Acres East Half | | | | |
| 6588000 | F | LAND | T | 1 FARMLAND | 11,820 |
| | 100% Alberta School Foundation Fund Taxable Total: | | | | |
| 6588000 | NW-32-24-24-4 81.20 Acres West Half | | | | |
| 6590000 | F | LAND | T | 1 FARMLAND | 7,210 |
| | 100% Alberta School Foundation Fund Taxable Total: | | | | |
| 6590000 | SE-32-24-24-4 147.72 Acres | | | | |
| 6590010 | F | LAND & IMPROVEMENTS | T | 1 FARMLAND | 26,440 |
| | R | | T | 103 RESIDENTIAL LAND & IMPROVEMENTS | 377,460 |
| | Taxable Total: | | | | 403,900 |
| | R | | E | 901 RURAL RESIDENCE EXEMPTION (RAP) | 26,440 |
| | R | | E | 903 FARM BUILDING EXEMPT | 18,850 |
| 6590010 | 100% Alberta School Foundation Fund Exempt Total: | | | | 45,290 |
| | Totals: | | | | 449,190 |
| 6590010 | 9311119 1 SE-32-24-24-4 3.00 Acres Central East Portion of LSD 1 245024 RGE RD 244 | | | | |
| 6590010 | R | LAND & IMPROVEMENTS | T | 103 RESIDENTIAL LAND & IMPROVEMENTS | 408,900 |
| | Taxable Total: | | | | |



2020 Assessment Roll (Valuation Date 1-July, 2020) 2021 Taxation Year, Wheatland County

Assessment Year: 2020
Tax Year: 2021

| Roll | Legal Address | | | | Total |
|---------|---|-------------------------------------|--|--|----------------|
| 6590020 | 0714395 2 2 SE-32-24-24-4 2.99 Acres 245012 RGE RD 244 | 100% Alberta School Foundation Fund | | | |
| | | MID EAST SIDE LSD 1 | | | |
| | R LAND & IMPROVEMENTS | T 103 | RESIDENTIAL LAND & IMPROVEMENTS Taxable Total: | | 444,600 |
| | | 100% Alberta School Foundation Fund | | | |
| 6590030 | 0714395 2 1 SE-32-24-24-4 2.99 Acres 245018 RGE RD 244 | N.E. CORNER LSD 1 | | | |
| | | T 103 | RESIDENTIAL LAND & IMPROVEMENTS | | 369,300 |
| | R LAND & IMPROVEMENTS | E 903 | FARM BUILDING EXEMPT | | 5,170 |
| | | 100% Alberta School Foundation Fund | | | |
| | | Totals: | | | 374,470 |
| 6590040 | 1311873 3 1 SE-32-24-24-4 3.30 Acres | SE PART LSD 1 | | | |
| | | | | | |
| | F LAND | T 1 | FARMLAND Taxable Total: | | 650 |
| | | 100% Alberta School Foundation Fund | | | |
| 6591000 | SW-32-24-24-4 80.00 Acres | West Half | | | |
| | | | | | |
| | F LAND | T 1 | FARMLAND Taxable Total: | | 6,650 |
| | | 100% Alberta School Foundation Fund | | | |
| 6592000 | SW-32-24-24-4 80.00 Acres | East Half | | | |
| | | | | | |
| | F LAND | T 1 | FARMLAND Taxable Total: | | 6,580 |
| | | 100% Alberta School Foundation Fund | | | |
| 6593000 | NE-33-24-24-4 139.70 Acres | | | | |
| | | | | | |
| | F LAND | T 1 | FARMLAND Taxable Total: | | 32,070 |
| | | 100% Alberta School Foundation Fund | | | |
| 6594000 | NE-33-24-24-4 2.00 Acres 243029 TWP RD 250 | Northwest Portion | | | |
| | | | | | |
| | R LAND & IMPROVEMENTS | T 103 | RESIDENTIAL LAND & IMPROVEMENTS | | 262,760 |
| | R | E 901 | RURAL RESIDENCE EXEMPTION (RAP) | | 30,770 |
| | R | E 903 | FARM BUILDING EXEMPT | | 6,180 |
| | | 100% Alberta School Foundation Fund | | | |
| | | Exempt Total: | | | 36,950 |
| | | Totals: | | | 299,710 |
| 6595000 | NW-33-24-24-4 90.00 Acres | North of Canal | | | |
| | | | | | |
| | F LAND | T 1 | FARMLAND Taxable Total: | | 15,850 |



2020 Assessment Roll (Valuation Date 1-July, 2020) 2021 Taxation Year, Wheatland County

Assessment Year: 2020
Tax Year: 2021

| Roll | Legal Address | | | | | | Total | |
|---------|-------------------|---------------------|-------------------------------------|--------------------------------|-----|---------------------------------|----------------|---------|
| | | | 100% Alberta School Foundation Fund | | | | | |
| 6595010 | IRR302 RW 24 | N -33-24-24-4 | 86.75 Acres | CANAL IN SECTION 33 | | | | |
| | NR | LAND | | E | 167 | WESTERN IRRIGATION DIST EXEMPT | Exempt Total: | 162,780 |
| | | | 100% Alberta School Foundation Fund | | | | | |
| 6596000 | NW-33-24-24-4 | 25.73 Acres | South of Canal | | | | | |
| | 245049 RGE RD 244 | | | | | | | |
| | F | LAND & IMPROVEMENTS | | T | 1 | FARMLAND | | 3,890 |
| | R | | | T | 103 | RESIDENTIAL LAND & IMPROVEMENTS | | 551,710 |
| | | | | | | | Taxable Total: | 555,600 |
| | R | | | E | 901 | RURAL RESIDENCE EXEMPTION (RAP) | | 61,540 |
| | R | | | E | 903 | FARM BUILDING EXEMPT | | 60,850 |
| | | | 100% Alberta School Foundation Fund | | | | Exempt Total: | 122,390 |
| | | | | | | | Totals: | 677,990 |
| 6596010 | 0913173 2 1 | NW-33-24-24-4 | 5.47 Acres | NW part LSD 12 S of Canal | | | | |
| | 245057 RGE RD 244 | | | | | | | |
| | F | LAND & IMPROVEMENTS | | T | 1 | FARMLAND | | 380 |
| | R | | | T | 103 | RESIDENTIAL LAND & IMPROVEMENTS | | 499,920 |
| | | | | | | | Taxable Total: | 500,300 |
| | R | | | E | 901 | RURAL RESIDENCE EXEMPTION (RAP) | | 380 |
| | R | | | E | 903 | FARM BUILDING EXEMPT | | 11,620 |
| | | | 100% The Golden Hills Reg. Div. 15 | | | | Exempt Total: | 12,000 |
| | | | | | | | Totals: | 512,300 |
| 6597000 | SE-33-24-24-4 | 73.00 Acres | North of Canal | | | | | |
| | F | LAND | | T | 1 | FARMLAND | Taxable Total: | 9,200 |
| | | | 100% Alberta School Foundation Fund | | | | | |
| 6598000 | SE-33-24-24-4 | 53.80 Acres | South of Canal | | | | | |
| | F | LAND | | T | 1 | FARMLAND | Taxable Total: | 5,030 |
| | | | 100% Alberta School Foundation Fund | | | | | |
| 6599000 | 8511145 A | SW-33-24-24-4 | 159.07 Acres | West of Cnl & S 131' of NW Qrt | | | | |
| | 245039 RGE RD 244 | | | | | | | |
| | F | LAND & IMPROVEMENTS | | T | 1 | FARMLAND | | 30,940 |
| | R | | | T | 103 | RESIDENTIAL LAND & IMPROVEMENTS | | 397,760 |
| | | | | | | | Taxable Total: | 428,700 |
| | R | | | E | 901 | RURAL RESIDENCE EXEMPTION (RAP) | | 30,940 |



2020 Assessment Roll (Valuation Date 1-July, 2020) 2021 Taxation Year, Wheatland County

Assessment Year: 2020
Tax Year: 2021

| Roll | Legal Address | | | | | Total |
|---------|---------------|---------------------|----------------------|---------------------------------|----------------|---------|
| | R | | E 903 | FARM BUILDING EXEMPT | | 26,100 |
| | | | 100% | Christ The Redeemer Reg. 3 | Exempt Total: | 57,040 |
| | | | | | Totals: | 485,740 |
| 6599010 | 0312035 1 1 | W -33-24-24-4 | 1.92 Acres | NW CORNER OF SW QUARTER | | |
| | 245041 | RGE RD 244 | | | | |
| | R | LAND & IMPROVEMENTS | T 103 | RESIDENTIAL LAND & IMPROVEMENTS | Taxable Total: | 466,000 |
| | | | 100% | Alberta School Foundation Fund | | |
| 6600000 | SW-33-24-24-4 | 2.00 Acres | Northeast Corner | | | |
| | F | LAND | T 1 | FARMLAND | Taxable Total: | 210 |
| | | | 100% | Alberta School Foundation Fund | | |
| 6601000 | NE-34-24-24-4 | 142.07 Acres | | | | |
| | F | LAND | T 1 | FARMLAND | Taxable Total: | 34,690 |
| | | | 100% | Alberta School Foundation Fund | | |
| 6602000 | NW-34-24-24-4 | 134.12 Acres | | | | |
| | F | LAND | T 1 | FARMLAND | Taxable Total: | 20,350 |
| | | | 100% | Alberta School Foundation Fund | | |
| 6602500 | NW-34-24-24-4 | 5.88 Acres | CANAL IN LSD 13 & 14 | | | |
| | NR | LAND | E 167 | WESTERN IRRIGATION DIST EXEMPT | Exempt Total: | 6,270 |
| | | | 100% | Alberta School Foundation Fund | | |
| 6603000 | SE-34-24-24-4 | 154.55 Acres | | | | |
| | F | LAND | T 1 | FARMLAND | Taxable Total: | 33,890 |
| | | | 100% | Alberta School Foundation Fund | | |
| 6604000 | SW-34-24-24-4 | 145.30 Acres | | | | |
| | F | LAND | T 1 | FARMLAND | Taxable Total: | 29,660 |
| | | | 100% | Alberta School Foundation Fund | | |
| 6605000 | NE-35-24-24-4 | 158.98 Acres | | | | |
| | F | LAND | T 1 | FARMLAND | Taxable Total: | 13,920 |
| | | | 100% | Alberta School Foundation Fund | | |



2020 Assessment Roll (Valuation Date 1-July, 2020) 2021 Taxation Year, Wheatland County

Assessment Year: 2020
Tax Year: 2021

| Roll | Legal Address | Total |
|---------|---|-------|
| 6606000 | 2011535 3 1 W-35-24-24-4 256.47 Acres WEST 1/2 OF SECTION 35 | |
| | F LAND T 1 FARMLAND Taxable Total: 51,530 100% Christ The Redeemer Reg. 3 | |
| 6606010 | 2110452 2 3 NW-35-24-24-4 5.88 Acres 241069 TWP RD 250 N.E. Corner LSD 13 | |
| | R LAND & IMPROVEMENTS T 103 RESIDENTIAL LAND & IMPROVEMENTS Taxable Total: 1,212,900 100% Alberta School Foundation Fund | |
| 6606020 | 1312397 2 1 NW-35-24-24-4 7.91 Acres 245055 HWY 21 NW Corner LSD 12 | |
| | R LAND & IMPROVEMENTS T 103 RESIDENTIAL LAND & IMPROVEMENTS Taxable Total: 652,700 100% Alberta School Foundation Fund | |
| 6606030 | 1312397 2 2 NW-35-24-24-4 17.84 Acres 241079 TWP RD 250 NW Corner LSD 13 Audet Contracting Inc. | |
| | F LAND & IMPROVEMENTS T 1 FARMLAND 3,050 | |
| | R T 103 RESIDENTIAL LAND & IMPROVEMENTS 740,600 | |
| | NR T 105 NON-RESEIDENTIAL LAND & IMPROVEMENTS 102,250 | |
| | Taxable Total: 845,900 | |
| | R E 901 RURAL RESIDENCE EXEMPTION (RAP) 3,050 100% Alberta School Foundation Fund | |
| | Totals: 848,950 | |
| 6606500 | 1810339 A NW-35-24-24-4 2.93 Acres CANAL RIGHT OF WAY | |
| | NR LAND E 167 WESTERN IRRIGATION DIST EXEMPT Exempt Total: 3,130 100% Alberta School Foundation Fund | |
| 6607000 | SE-35-24-24-4 83.20 Acres North Half | |
| | F LAND T 1 FARMLAND Taxable Total: 8,920 100% Alberta School Foundation Fund | |
| 6608000 | 1224FC A SE-35-24-24-4 76.80 Acres South Half | |
| | F LAND T 1 FARMLAND Taxable Total: 17,250 100% Christ The Redeemer Reg. 3 | |
| 6609010 | 0810358 1 1 SW-35-24-24-4 4.95 Acres 245003 HWY 21 PART OF SW CORNER | |
| | R LAND & IMPROVEMENTS T 103 RESIDENTIAL LAND & IMPROVEMENTS Taxable Total: 358,800 | |



2020 Assessment Roll (Valuation Date 1-July, 2020) 2021 Taxation Year, Wheatland County

Assessment Year: 2020
Tax Year: 2021

| Roll | Legal Address | | | | | | | | | | Total |
|---------|-------------------|---------------------|--------------|---|-------------------------------------|---------------------------------|----------------|-------------------------------------|---------|---------|-------|
| 6610000 | NE-36-24-24-4 | | 154.51 Acres | | 100% Alberta School Foundation Fund | | | | | | |
| | F | LAND | | T | 1 | FARMLAND | | Taxable Total: | | 38,460 | |
| 6611000 | NW-36-24-24-4 | | 153.80 Acres | | 100% Alberta School Foundation Fund | | | | | | |
| | F | LAND | | T | 1 | FARMLAND | | Taxable Total: | | 34,390 | |
| 6611010 | NW-36-24-24-4 | | 0.10 Acres | | N.E. CORNER LSD 11 | | | | | | |
| | NR | LAND | | E | 167 | WESTERN IRRIGATION DIST EXEMPT | | Exempt Total: | | 12,100 | |
| 6612000 | SE-36-24-24-4 | | 154.10 Acres | | 100% Alberta School Foundation Fund | | | | | | |
| | 245036 RGE RD 240 | | | | | | | | | | |
| | F | LAND & IMPROVEMENTS | | T | 1 | FARMLAND | | | | 35,230 | |
| | R | | | T | 103 | RESIDENTIAL LAND & IMPROVEMENTS | | | | 296,300 | |
| | | | | | | | Taxable Total: | | 331,530 | | |
| | R | | | E | 901 | RURAL RESIDENCE EXEMPTION (RAP) | | | | 61,540 | |
| 6612010 | IRR271 RW 24 | AL-36-24-24-4 | 15.55 Acres | E | 167 | WESTERN IRRIGATION DIST EXEMPT | Exempt Total: | LSD 14,10,7,8,1 | | 74,510 | |
| | | | | | | | | 100% Alberta School Foundation Fund | | | |
| | | | | | | | | | | | |
| 6613000 | SW-36-24-24-4 | | 160.00 Acres | | | | | | | | |
| | F | LAND | | T | 1 | FARMLAND | | Taxable Total: | | 25,260 | |
| 6630000 | NE-1-25-24-4 | | 160.00 Acres | | 100% Alberta School Foundation Fund | | | | | | |
| | F | LAND | | T | 1 | FARMLAND | | Taxable Total: | | 39,530 | |
| 6631000 | NW-1-25-24-4 | | 160.00 Acres | | 100% Alberta School Foundation Fund | | | | | | |



2020 Assessment Roll (Valuation Date 1-July, 2020) 2021 Taxation Year, Wheatland County

Assessment Year: 2020
Tax Year: 2021

| Roll | Legal Address | | | | | Total |
|---------|-------------------|---------------------|---|-----|-------------------------------------|------------------------|
| 6632000 | F | LAND | T | 1 | FARMLAND | Taxable Total: 38,720 |
| | | | | | 100% Alberta School Foundation Fund | |
| | SE-1-25-24-4 | 79.19 Acres | | | | S1/2 of SE |
| | 240036 TWP RD 250 | | | | | |
| | F | LAND & IMPROVEMENTS | T | 1 | FARMLAND | 18,970 |
| 6633000 | R | | T | 103 | RESIDENTIAL LAND & IMPROVEMENTS | 279,930 |
| | | | | | | Taxable Total: 298,900 |
| | R | | E | 901 | RURAL RESIDENCE EXEMPTION (RAP) | 30,770 |
| | | | | | 100% Alberta School Foundation Fund | Totals: 329,670 |
| | | | | | | |
| 6633000 | SE-1-25-24-4 | 80.00 Acres | | | | North Half |
| 6634000 | F | LAND | T | 1 | FARMLAND | Taxable Total: 19,720 |
| | | | | | 100% Alberta School Foundation Fund | |
| 6634000 | SW-1-25-24-4 | 80.00 Acres | | | | North Half |
| 6635000 | F | LAND | T | 1 | FARMLAND | Taxable Total: 20,380 |
| | | | | | 100% Alberta School Foundation Fund | |
| | SW-1-25-24-4 | 66.08 Acres | | | | South Half |
| | | | | | | |
| | F | LAND | T | 1 | FARMLAND | Taxable Total: 16,260 |
| 6635010 | | | | | 100% Alberta School Foundation Fund | |
| | SW-1-25-24-4 | 8.08 Acres | | | | Southwest Corner |
| | 250005 RGE RD 241 | | | | | |
| | F | LAND & IMPROVEMENTS | T | 1 | FARMLAND | 690 |
| | R | | T | 103 | RESIDENTIAL LAND & IMPROVEMENTS | 686,310 |
| 6636000 | | | | | | Taxable Total: 687,000 |
| | R | | E | 901 | RURAL RESIDENCE EXEMPTION (RAP) | 690 |
| | | | | | 100% Alberta School Foundation Fund | Totals: 687,690 |
| | | | | | | |
| | | | | | | |
| 6636000 | NE-2-25-24-4 | 160.00 Acres | | | | |
| 6637000 | F | LAND | T | 1 | FARMLAND | Taxable Total: 34,910 |
| | | | | | 100% Alberta School Foundation Fund | |
| 6637000 | NW-2-25-24-4 | 156.06 Acres | | | | |
| 6637000 | F | LAND | T | 1 | FARMLAND | Taxable Total: 26,630 |
| | | | | | 100% Alberta School Foundation Fund | |



2020 Assessment Roll (Valuation Date 1-July, 2020) 2021 Taxation Year, Wheatland County

Assessment Year: 2020
Tax Year: 2021

| Roll | Legal Address | | | | | | Total |
|---------|---------------|--------------|---|-----|-------------------------------------|--------------------|---------|
| 6638000 | SE-2-25-24-4 | 148.03 Acres | | | | | |
| | F | LAND | T | 1 | FARMLAND | Taxable Total: | 25,500 |
| | | | | | 100% Alberta School Foundation Fund | | |
| 6639000 | SW-2-25-24-4 | 152.42 Acres | | | | | |
| | F | LAND | T | 1 | FARMLAND | Taxable Total: | 37,340 |
| | | | | | 100% Alberta School Foundation Fund | | |
| 6640000 | NE-3-25-24-4 | 153.15 Acres | | | | | |
| | F | LAND | T | 1 | FARMLAND | Taxable Total: | 38,700 |
| | | | | | 100% Alberta School Foundation Fund | | |
| 6640010 | NE-3-25-24-4 | 2.67 Acres | | | | | |
| | | | | | | Canal Right-of-Way | |
| | NR | LAND | E | 167 | WESTERN IRRIGATION DIST EXEMPT | Exempt Total: | 133,070 |
| | | | | | 100% Alberta School Foundation Fund | | |
| 6641000 | NW-3-25-24-4 | 85.23 Acres | | | | | |
| | | | | | | Northeast of Canal | |
| | F | LAND | T | 1 | FARMLAND | Taxable Total: | 18,350 |
| | | | | | 100% Christ The Redeemer Reg. 3 | | |
| 6642000 | NW-3-25-24-4 | 64.78 Acres | | | | | |
| | | | | | | Southeast of Canal | |
| | F | LAND | T | 1 | FARMLAND | Taxable Total: | 8,930 |
| | | | | | 100% Christ The Redeemer Reg. 3 | | |
| 6643000 | SE-3-25-24-4 | 146.29 Acres | | | | | |
| | F | LAND | T | 1 | FARMLAND | Taxable Total: | 34,930 |
| | | | | | 100% Alberta School Foundation Fund | | |
| 6643010 | SE-3-25-24-4 | 9.20 Acres | | | | | |
| | | | | | | Canal Right-of-Way | |
| | NR | LAND | E | 167 | WESTERN IRRIGATION DIST EXEMPT | Exempt Total: | 202,000 |
| | | | | | 100% Alberta School Foundation Fund | | |
| 6644000 | SW-3-25-24-4 | 152.80 Acres | | | | | |
| | F | LAND | T | 1 | FARMLAND | Taxable Total: | 27,000 |



2020 Assessment Roll (Valuation Date 1-July, 2020) 2021 Taxation Year, Wheatland County

Assessment Year: 2020
Tax Year: 2021

| Roll | Legal Address | | | | | | | | | | Total | |
|---------|-------------------------------------|---------------------|--------------|------------------------------|-----|---------------------------------|--|--|--|----------------|---------------|--------|
| | 100% Christ The Redeemer Reg. 3 | | | | | | | | | | | |
| 6644010 | 8410859 RW25 | NE-9-25-24-4 | 19.50 Acres | Canal rw25 (sw-3,ne-9,sw-10) | | | | | | | | |
| | NR | LAND | | E | 167 | WESTERN IRRIGATION DIST EXEMPT | | | | Exempt Total: | 20,800 | |
| | 100% Alberta School Foundation Fund | | | | | | | | | | | |
| 6645000 | NE-4-25-24-4 | | 160.00 Acres | | | | | | | | | |
| | F | LAND | | T | 1 | FARMLAND | | | | Taxable Total: | 27,920 | |
| | 100% Alberta School Foundation Fund | | | | | | | | | | | |
| 6646000 | NW-4-25-24-4 | | 137.44 Acres | | | | | | | | | |
| | F | LAND | | T | 1 | FARMLAND | | | | Taxable Total: | 29,040 | |
| | 100% Alberta School Foundation Fund | | | | | | | | | | | |
| 6647000 | SE-4-25-24-4 | | 160.00 Acres | | | | | | | | | |
| | 243032 TWP RD 250 | | | | | | | | | | | |
| | F | LAND & IMPROVEMENTS | | T | 1 | FARMLAND | | | | | 39,160 | |
| | R | | | T | 103 | RESIDENTIAL LAND & IMPROVEMENTS | | | | | 315,510 | |
| | Taxable Total: | | | | | | | | | | 354,670 | |
| | R | | | E | 901 | RURAL RESIDENCE EXEMPTION (RAP) | | | | | 61,540 | |
| | R | | | E | 903 | FARM BUILDING EXEMPT | | | | | 8,260 | |
| | 100% Alberta School Foundation Fund | | | | | | | | | | Exempt Total: | 69,800 |
| | Totals: | | | | | | | | | | 424,470 | |
| 6648000 | SW-4-25-24-4 | | 138.60 Acres | | | | | | | | | |
| | F | LAND | | T | 1 | FARMLAND | | | | Taxable Total: | 21,080 | |
| | 100% Alberta School Foundation Fund | | | | | | | | | | | |
| 6649000 | NE-5-25-24-4 | | 152.25 Acres | | | | | | | | | |
| | F | LAND | | T | 1 | FARMLAND | | | | Taxable Total: | 23,410 | |
| | 100% Alberta School Foundation Fund | | | | | | | | | | | |
| 6649010 | 9910413 1 | NE-5-25-24-4 | 3.00 Acres | SOUTHEAST CORNER | | | | | | | | |
| | F | LAND | | T | 1 | FARMLAND | | | | Taxable Total: | 340 | |
| | 100% Alberta School Foundation Fund | | | | | | | | | | | |
| 6650000 | NW-5-25-24-4 | | 157.00 Acres | | | | | | | | | |



2020 Assessment Roll (Valuation Date 1-July, 2020) 2021 Taxation Year, Wheatland County

Assessment Year: 2020
Tax Year: 2021

| Roll | Legal Address | | | | Total |
|---------|--|---------------------|----------------|--|------------------------|
| 6650010 | F | LAND | | T 1 FARMLAND 100% Alberta School Foundation Fund | Taxable Total: 24,830 |
| | 9511236 1 NW-5-25-24-4 3.00 Acres 250079 RGE RD 245 Northwest Corner | | | | |
| 6651000 | R | LAND & IMPROVEMENTS | | T 103 RESIDENTIAL LAND & IMPROVEMENTS 100% Alberta School Foundation Fund | Taxable Total: 408,600 |
| | SE-5-25-24-4 110.39 Acres | | | | |
| 6651005 | F | LAND | | T 1 FARMLAND 100% Alberta School Foundation Fund | Taxable Total: 17,840 |
| | IRR350 RW 25 E -5-25-24-4 12.57 Acres 7.82Ac SE & 4.75Ac NE | | | | |
| 6651010 | NR | LAND | | E 167 WESTERN IRRIGATION DIST EXEMPT 100% Alberta School Foundation Fund | Exempt Total: 224,990 |
| | 8911972 1 SE-5-25-24-4 27.02 Acres 244002 TWP RD 250 South Half LSD 1 & 2 E of Canl | | | | |
| | F | LAND & IMPROVEMENTS | | T 1 FARMLAND | 2,000 |
| | R | | | T 103 RESIDENTIAL LAND & IMPROVEMENTS | 214,000 |
| | | | Taxable Total: | | 216,000 |
| | R | | | E 901 RURAL RESIDENCE EXEMPTION (RAP) | 27,200 |
| | R | | | E 903 FARM BUILDING EXEMPT 100% Alberta School Foundation Fund | 3,030 |
| | | | Exempt Total: | | 30,230 |
| | | | Totals: | | 246,230 |
| 6651020 | 8911972 1 SE-5-25-24-4 9.34 Acres South of Canal | | | | |
| 6651030 | F | LAND | | T 1 FARMLAND 100% Alberta School Foundation Fund | Taxable Total: 1,350 |
| | 0811030 2 2 SE-5-25-24-4 5.49 Acres North East Corner | | | | |
| 6652000 | F | LAND | | T 1 FARMLAND 100% Alberta School Foundation Fund | Taxable Total: 620 |
| | SW-5-25-24-4 129.33 Acres North of Canal | | | | |
| | F | LAND | | T 1 FARMLAND 100% Alberta School Foundation Fund | Taxable Total: 20,740 |



2020 Assessment Roll (Valuation Date 1-July, 2020) 2021 Taxation Year, Wheatland County

Assessment Year: 2020
Tax Year: 2021

| Roll | Legal Address | | | | Total |
|---------|----------------------------|---------------------|--------------------------------|--|-----------|
| 6652005 | SW-5-25-24-4 | 5.86 Acres | Southwest Corner | | |
| | 250003 RGE RD 245 | | | | |
| | R | LAND & IMPROVEMENTS | T 103 | RESIDENTIAL LAND & IMPROVEMENTS Taxable Total: | 598,200 |
| | | | | 100% Alberta School Foundation Fund | |
| 6652010 | 8911972 2 SW-5-25-24-4 | 7.41 Acres | Southeast Corner | | |
| | 244044 TWP RD 250 | | | | |
| | R | LAND & IMPROVEMENTS | T 103 | RESIDENTIAL LAND & IMPROVEMENTS Taxable Total: | 1,092,700 |
| | | | | 100% Alberta School Foundation Fund | |
| 6652020 | 9212527 3 SW-5-25-24-4 | 3.00 Acres | Central East Portion LSD 4 | | |
| | 250011 RGE RD 245 | | | | |
| | R | LAND & IMPROVEMENTS | T 103 | RESIDENTIAL LAND & IMPROVEMENTS Taxable Total: | 757,500 |
| | | | | 100% Alberta School Foundation Fund | |
| 6652030 | 9211451 SW-5-25-24-4 | 0.67 Acres | Central South Portion of LSD 4 | | |
| | NR | LAND | E 167 | WESTERN IRRIGATION DIST EXEMPT Exempt Total: | 80,370 |
| | | | | 100% Alberta School Foundation Fund | |
| 6652500 | IRR1144 RW 25 SE-6-25-24-4 | 29.70 Acres | 13.55a SW sec5; 16.15a SE sec6 | | |
| | NR | LAND | E 167 | WESTERN IRRIGATION DIST EXEMPT Exempt Total: | 191,810 |
| | | | | 100% Alberta School Foundation Fund | |
| 6653000 | 0410524 2 2 E -6-25-24-4 | 160.03 Acres | S 92.95a of NE & N 67.08a of S | | |
| | F | LAND | T 1 | FARMLAND Taxable Total: | 25,480 |
| | | | | 100% Alberta School Foundation Fund | |
| 6654000 | NW-6-25-24-4 | 108.98 Acres | North of Canal | | |
| | F | LAND | T 1 | FARMLAND Taxable Total: | 9,900 |
| | | | | 100% Alberta School Foundation Fund | |
| 6654010 | IRR369 RW 25 W -6-25-24-4 | 16.30 Acres | 14.5a NW & 1.8a SW | | |
| | NR | LAND | E 167 | WESTERN IRRIGATION DIST EXEMPT Exempt Total: | 105,270 |
| | | | | 100% Alberta School Foundation Fund | |
| 6655000 | 1312546 2 1 NW-6-25-24-4 | 10.00 Acres | N Ptn of LSD 12 S of Canal | | |
| | 250053 RGE RD 250 | | | | |
| | F | LAND & IMPROVEMENTS | T 1 | FARMLAND | 580 |



2020 Assessment Roll (Valuation Date 1-July, 2020) 2021 Taxation Year, Wheatland County

Assessment Year: 2020
Tax Year: 2021

| Roll | Legal Address | | | | | Total |
|---------|-------------------------------------|---------------------|--------------|------------------------|---------------------------------|----------------------|
| 6655002 | R | | T | 103 | RESIDENTIAL LAND & IMPROVEMENTS | 550,920 |
| | Taxable Total: | | | | | 551,500 |
| | R | | E | 901 | RURAL RESIDENCE EXEMPTION (RAP) | 580 |
| | 100% Alberta School Foundation Fund | | | | | Totals: 552,080 |
| 6655002 | 1312546 2 2 | NW-6-25-24-4 | 10.00 Acres | Central portion LSD 12 | | |
| 6655010 | R | LAND | T | 104 | RESIDENTIAL VACANT LAND | 232,500 |
| | 60% The Golden Hills Reg. Div. 15 | | | | | |
| | 40% Christ The Redeemer Reg. 3 | | | | | |
| | South Ptn of LSD 12 and 11 | | | | | |
| 6655010 | 0712738 1 1 | NW-6-25-24-4 | 15.54 Acres | | | |
| | 250043 RGE RD 250 | | | | | |
| | F | LAND & IMPROVEMENTS | T | 1 | FARMLAND | 1,040 |
| | R | | T | 103 | RESIDENTIAL LAND & IMPROVEMENTS | 430,960 |
| | Taxable Total: | | | | | 432,000 |
| | R | | E | 901 | RURAL RESIDENCE EXEMPTION (RAP) | 1,040 |
| | R | | E | 903 | FARM BUILDING EXEMPT | 45,590 |
| | 100% Alberta School Foundation Fund | | | | | Exempt Total: 46,630 |
| | Totals: | | | | | 478,630 |
| 6656000 | 0410524 2 1 | SE-6-25-24-4 | 4.56 Acres | NE of Canal | | |
| | 250018 RGE RD 245 | | | | | |
| 6657000 | R | LAND & IMPROVEMENTS | T | 103 | RESIDENTIAL LAND & IMPROVEMENTS | 733,800 |
| | 100% Alberta School Foundation Fund | | | | | |
| | South of Canal | | | | | |
| | SE-6-25-24-4 | 71.35 Acres | | | | |
| | 245036 TWP RD 250 | | | | | |
| | F | LAND & IMPROVEMENTS | T | 1 | FARMLAND | 7,150 |
| | R | | T | 103 | RESIDENTIAL LAND & IMPROVEMENTS | 407,580 |
| | Taxable Total: | | | | | 414,730 |
| | R | | E | 901 | RURAL RESIDENCE EXEMPTION (RAP) | 7,150 |
| | R | | E | 903 | FARM BUILDING EXEMPT | 4,830 |
| | 100% Alberta School Foundation Fund | | | | | Exempt Total: 11,980 |
| | Totals: | | | | | 426,710 |
| | 6658000 | SW-6-25-24-4 | 151.91 Acres | | | |
| | 250023A RGE RD 250 | | | | | |
| | F | LAND & IMPROVEMENTS | T | 1 | FARMLAND | 23,990 |
| | R | | T | 103 | RESIDENTIAL LAND & IMPROVEMENTS | 598,740 |
| | Taxable Total: | | | | | 622,730 |
| | R | | E | 901 | RURAL RESIDENCE EXEMPTION (RAP) | 24,260 |
| | R | | E | 903 | FARM BUILDING EXEMPT | 116,000 |



2020 Assessment Roll (Valuation Date 1-July, 2020) 2021 Taxation Year, Wheatland County

Assessment Year: 2020
Tax Year: 2021

| Roll | Legal Address | | | Total |
|---------|--|---------------------------------------|----------------------------------|---------|
| | | 100% Alberta School Foundation Fund | Exempt Total: | 140,260 |
| | | | Totals: | 762,990 |
| 6658010 | 9011032 1 SW-6-25-24-4 3.00 Acres 250037 RGE RD 250 | | Northwest Corner | |
| | R LAND & IMPROVEMENTS | T 103 RESIDENTIAL LAND & IMPROVEMENTS | Taxable Total: | 295,400 |
| | | 100% Alberta School Foundation Fund | | |
| 6658020 | 1910652 1 2 SW-6-25-24-4 3.29 Acres | | SW corner of LSD 3 | |
| | F LAND & IMPROVEMENTS | T 1 FARMLAND | | 270 |
| | R | E 903 FARM BUILDING EXEMPT | | 31,050 |
| | | 100% Alberta School Foundation Fund | Totals: | 31,320 |
| 6659000 | NE-7-25-24-4 160.00 Acres | | | |
| | F LAND | T 1 FARMLAND | Taxable Total: | 11,260 |
| | | 100% Christ The Redeemer Reg. 3 | | |
| 6660000 | NW-7-25-24-4 160.00 Acres 251083A RGE RD 250 | | | |
| | F LAND & IMPROVEMENTS | T 1 FARMLAND | | 19,530 |
| | R | T 103 RESIDENTIAL LAND & IMPROVEMENTS | | 594,020 |
| | | | Taxable Total: | 613,550 |
| | R | E 901 RURAL RESIDENCE EXEMPTION (RAP) | | 19,530 |
| | R | E 903 FARM BUILDING EXEMPT | | 16,750 |
| | | 100% Alberta School Foundation Fund | Exempt Total: | 36,280 |
| | | | Totals: | 649,830 |
| 6661000 | 0410525 3 1 SE-7-25-24-4 222.88 Acres | | SE 7 156.41ac NE 6 66.48ac | |
| | F LAND | T 1 FARMLAND | Taxable Total: | 34,280 |
| | | 100% Alberta School Foundation Fund | | |
| 6661010 | 9311402 1 SE-7-25-24-4 3.00 Acres 251036 RGE RD 245 | | Northeast Corner | |
| | R LAND & IMPROVEMENTS | T 103 RESIDENTIAL LAND & IMPROVEMENTS | Taxable Total: | 413,800 |
| | | 100% Alberta School Foundation Fund | | |
| 6662000 | SW-7-25-24-4 159.96 Acres 251013 RGE RD 250 | | BioCan Composting Facility (GFL) | |
| | F LAND & IMPROVEMENTS | T 1 FARMLAND | | 14,520 |
| | R | T 103 RESIDENTIAL LAND & IMPROVEMENTS | | 296,960 |



2020 Assessment Roll (Valuation Date 1-July, 2020) 2021 Taxation Year, Wheatland County

Assessment Year: 2020
Tax Year: 2021

| Roll | Legal Address | | | | | Total |
|---------|-------------------|-------------------------|-------------------------|-----|--------------------------------------|-----------------|
| 6663000 | NR | | T | 105 | NON-RESEIDENTIAL LAND & IMPROVEMENTS | 530,140 |
| | | | | | Taxable Total: | 841,620 |
| | R | | E | 901 | RURAL RESIDENCE EXEMPTION (RAP) | 61,540 |
| | | | | | 100% Alberta School Foundation Fund | Totals: 903,160 |
| 6663000 | NE-8-25-24-4 | 145.79 Acres | | | | |
| 6664000 | F | LAND | T | 1 | FARMLAND | 18,140 |
| | | | | | 100% Alberta School Foundation Fund | |
| | 1611883 2 1 | N-8-25-24-4 10.45 Acres | | | | |
| | 244047 TWP RD 252 | | SOUTHWEST OF SPILLWAY | | | |
| 6664000 | F | LAND & IMPROVEMENTS | T | 1 | FARMLAND | 640 |
| | R | | T | 103 | RESIDENTIAL LAND & IMPROVEMENTS | 427,460 |
| | | | | | Taxable Total: | 428,100 |
| | R | | E | 901 | RURAL RESIDENCE EXEMPTION (RAP) | 640 |
| | | | | | 100% Alberta School Foundation Fund | Totals: 428,740 |
| 6665000 | NE-8-25-24-4 | 2.10 Acres | | | | |
| | 244041 TWP RD 252 | | Northwest Corner | | | |
| 6666000 | R | LAND & IMPROVEMENTS | T | 103 | RESIDENTIAL LAND & IMPROVEMENTS | 439,700 |
| | | | | | 100% Alberta School Foundation Fund | |
| | NW-8-25-24-4 | 149.45 Acres | | | | |
| | 251053 RGE RD 245 | | | | | |
| 6666000 | F | LAND & IMPROVEMENTS | T | 1 | FARMLAND | 16,050 |
| | R | | T | 103 | RESIDENTIAL LAND & IMPROVEMENTS | 403,960 |
| | | | | | Taxable Total: | 420,010 |
| | R | | E | 901 | RURAL RESIDENCE EXEMPTION (RAP) | 61,540 |
| | | | | | 100% Alberta School Foundation Fund | Totals: 481,550 |
| 6666010 | 9711081 1 | NW-8-25-24-4 3.39 Acres | | | | |
| | 244043 TWP RD 252 | | Northeast Corner | | | |
| 6667000 | R | LAND & IMPROVEMENTS | T | 103 | RESIDENTIAL LAND & IMPROVEMENTS | 474,300 |
| | | | | | 50% The Golden Hills Reg. Div. 15 | |
| | | | | | 50% Christ The Redeemer Reg. 3 | |
| | NW-8-25-24-4 | 0.44 Acres | Southeast Corner LSD 14 | | | |
| 6667000 | R | LAND | T | 104 | RESIDENTIAL VACANT LAND | 500 |
| | | | | | 100% Alberta School Foundation Fund | |
| | | | | | Taxable Total: | |
| | | | | | | |



2020 Assessment Roll (Valuation Date 1-July, 2020) 2021 Taxation Year, Wheatland County

Assessment Year: 2020
Tax Year: 2021

| Roll | Legal Address | Total |
|---------|---|------------------------|
| 6668000 | IRR261 OT SE-8-25-24-4 92.32 Acres Northeast of Canal | |
| | F LAND T 1 FARMLAND 100% Alberta School Foundation Fund Taxable Total: | 7,940 |
| 6669000 | SE-8-25-24-4 58.10 Acres Southwest of Canal | |
| | F LAND T 1 FARMLAND 100% Alberta School Foundation Fund Taxable Total: | 4,970 |
| 6670000 | SW-8-25-24-4 147.80 Acres | |
| | F LAND T 1 FARMLAND 100% Alberta School Foundation Fund Taxable Total: | 9,910 |
| 6670010 | 9712477 1 SW-8-25-24-4 12.21 Acres 251017A RGE RD 245 SOUTHWEST CORNER | |
| | F LAND & IMPROVEMENTS T 1 FARMLAND | 800 |
| | R T 103 RESIDENTIAL LAND & IMPROVEMENTS | 426,010 |
| | | Taxable Total: 426,810 |
| | R E 901 RURAL RESIDENCE EXEMPTION (RAP) | 800 |
| | R E 903 FARM BUILDING EXEMPT | 25,090 |
| | 50% The Golden Hills Reg. Div. 15 Exempt Total: | 25,890 |
| | 50% Christ The Redeemer Reg. 3 Totals: | 452,700 |
| 6671000 | NE-9-25-24-4 141.32 Acres | |
| | F LAND T 1 FARMLAND 100% Christ The Redeemer Reg. 3 Taxable Total: | 31,090 |
| 6671010 | 9511489 1 N -9-25-24-4 6.01 Acres 243043 TWP RD 252 NE Crnr of NW & NW Crnr of NE | |
| | F LAND & IMPROVEMENTS T 1 FARMLAND | 480 |
| | R T 103 RESIDENTIAL LAND & IMPROVEMENTS | 448,200 |
| | | Taxable Total: 448,680 |
| | R E 901 RURAL RESIDENCE EXEMPTION (RAP) | 480 |
| | R E 903 FARM BUILDING EXEMPT | 9,920 |
| | 100% Alberta School Foundation Fund Exempt Total: | 10,400 |
| | Totals: | 459,080 |
| 6671020 | 1210272 2 1 NE-9-25-24-4 5.00 Acres 251042 RGE RD 243 S.E. CORNER | |



2020 Assessment Roll (Valuation Date 1-July, 2020) 2021 Taxation Year, Wheatland County

Assessment Year: 2020
Tax Year: 2021

| Roll | Legal Address | | | | | | Total | | |
|-------------------------------------|-----------------------------------|---------------------|-------------|---|-----|---------------------------------|----------------|--------------------------------|---------|
| | F | LAND & IMPROVEMENTS | | T | 1 | FARMLAND | 490 | | |
| | R | | | T | 103 | RESIDENTIAL LAND & IMPROVEMENTS | 383,410 | | |
| | Taxable Total: | | | | | | 383,900 | | |
| | R | | | E | 901 | RURAL RESIDENCE EXEMPTION (RAP) | 490 | | |
| | 50% The Golden Hills Reg. Div. 15 | | | | | | Totals: | 384,390 | |
| 50% Christ The Redeemer Reg. 3 | | | | | | | | | |
| 6672000 | NW-9-25-24-4 | 139.51 Acres | | | | | | | |
| | F | LAND | | T | 1 | FARMLAND | Taxable Total: | 13,130 | |
| 100% Christ The Redeemer Reg. 3 | | | | | | | | | |
| 6672010 | 9512206 1 | NW-9-25-24-4 | 11.42 Acres | | | | | Southwest Corner | |
| | R | LAND | | T | 104 | RESIDENTIAL VACANT LAND | Taxable Total: | 152,800 | |
| 100% Alberta School Foundation Fund | | | | | | | | | |
| 6672020 | 9512206 2 | NW-9-25-24-4 | 4.72 Acres | | | | | Southwest Corner East of Canal | |
| 251045 RGE RD 244 | | | | | | | | | |
| | F | LAND & IMPROVEMENTS | | T | 1 | FARMLAND | | 180 | |
| | R | | | T | 103 | RESIDENTIAL LAND & IMPROVEMENTS | | 336,120 | |
| Taxable Total: | | | | | | | | 336,300 | |
| | R | | | E | 901 | RURAL RESIDENCE EXEMPTION (RAP) | | 180 | |
| 100% Alberta School Foundation Fund | | | | | | | | Totals: | 336,480 |
| 6673000 | SE-9-25-24-4 | 151.90 Acres | | | | | | | |
| | F | LAND | | T | 1 | FARMLAND | Taxable Total: | 32,380 | |
| 100% Alberta School Foundation Fund | | | | | | | | | |
| 6673010 | SE-9-24-24-4 | 8.10 Acres | | | | | | | |
| | NR | LAND | | E | 167 | WESTERN IRRIGATION DIST EXEMPT | Exempt Total: | 191,000 | |
| 100% Alberta School Foundation Fund | | | | | | | | | |
| 6674000 | SW-9-25-24-4 | 140.30 Acres | | | | | | | |
| 251001 RGE RD 244 | | | | | | | | | |
| | F | LAND & IMPROVEMENTS | | T | 1 | FARMLAND | | 11,090 | |
| | R | | | T | 103 | RESIDENTIAL LAND & IMPROVEMENTS | | 301,280 | |
| Taxable Total: | | | | | | | | 312,370 | |
| | R | | | E | 901 | RURAL RESIDENCE EXEMPTION (RAP) | | 61,540 | |
| | R | | | E | 903 | FARM BUILDING EXEMPT | | 4,130 | |
| Exempt Total: | | | | | | | | 65,670 | |



2020 Assessment Roll (Valuation Date 1-July, 2020) 2021 Taxation Year, Wheatland County

Assessment Year: 2020
Tax Year: 2021

| Roll | Legal Address | 100% Alberta School Foundation Fund | | | | | Total |
|-------------------------------------|---|-------------------------------------|----------------------------|-----|---------------------------------|----------------|---------|
| Totals: | | | | | | 378,040 | |
| 6675000 | NE-10-25-24-4 | 153.20 Acres | | | | | |
| | F | LAND | T | 1 | FARMLAND | Taxable Total: | 35,390 |
| 100% Alberta School Foundation Fund | | | | | | | |
| 6675010 | 9412502 1 NE-10-25-24-4 3.15 Acres 251062 HWY 21 | | Central East Portion | | | | |
| | R | LAND & IMPROVEMENTS | T | 103 | RESIDENTIAL LAND & IMPROVEMENTS | Taxable Total: | 484,100 |
| 100% Alberta School Foundation Fund | | | | | | | |
| 6676000 | NW-10-25-24-4 | 157.00 Acres | | | | | |
| | F | LAND & IMPROVEMENTS | T | 1 | FARMLAND | | 30,970 |
| | R | | T | 103 | RESIDENTIAL LAND & IMPROVEMENTS | | 281,360 |
| Taxable Total: | | | | | | 312,330 | |
| | R | | E | 901 | RURAL RESIDENCE EXEMPTION (RAP) | | 61,540 |
| 100% Christ The Redeemer Reg. 3 | | | | | | Totals: | 373,870 |
| 6676010 | 9812502 1 NW-10-25-24-4 3.00 Acres 251077 RGE RD 243 | | S 210' OF NORTHWEST CORNER | | | | |
| | R | LAND & IMPROVEMENTS | T | 103 | RESIDENTIAL LAND & IMPROVEMENTS | | 493,180 |
| | R | | E | 901 | RURAL RESIDENCE EXEMPTION (RAP) | | 30,420 |
| | R | | E | 903 | FARM BUILDING EXEMPT | | 8,500 |
| 100% Christ The Redeemer Reg. 3 | | | | | | Exempt Total: | 38,920 |
| Totals: | | | | | | 532,100 | |
| 6677000 | SE-10-25-24-4 | 149.88 Acres | | | | | |
| | F | LAND | T | 1 | FARMLAND | Taxable Total: | 24,980 |
| 100% Alberta School Foundation Fund | | | | | | | |
| 6677010 | 8910306 1 SE-10-25-24-4 6.28 Acres 251028 HWY 21 | | Southeast Portion LSD 8 | | | | |
| | F | LAND & IMPROVEMENTS | T | 1 | FARMLAND | | 280 |
| | R | | T | 103 | RESIDENTIAL LAND & IMPROVEMENTS | | 389,820 |
| Taxable Total: | | | | | | 390,100 | |
| | R | | E | 901 | RURAL RESIDENCE EXEMPTION (RAP) | | 280 |
| 100% Alberta School Foundation Fund | | | | | | Totals: | 390,380 |
| 6678000 | SW-10-25-24-4 | 157.20 Acres | | | | | |



2020 Assessment Roll (Valuation Date 1-July, 2020) 2021 Taxation Year, Wheatland County

Assessment Year: 2020
Tax Year: 2021

| Roll | Legal Address | | | | | | Total |
|---------|---------------|---|---|-----|-------------------------------------|------------------|---------|
| 6679000 | F | LAND | T | 1 | FARMLAND | Taxable Total: | 39,540 |
| | | | | | 100% Christ The Redeemer Reg. 3 | | |
| | | NE-11-25-24-4 160.00 Acres 241001 TWP RD 252 | | | | | |
| | F | LAND & IMPROVEMENTS | T | 1 | FARMLAND | | 38,250 |
| | R | | T | 103 | RESIDENTIAL LAND & IMPROVEMENTS | | 342,950 |
| | | | | | | Taxable Total: | 381,200 |
| | R | | E | 901 | RURAL RESIDENCE EXEMPTION (RAP) | | 38,250 |
| | | | | | 100% Alberta School Foundation Fund | Totals: | 419,450 |
| 6680000 | | NW-11-25-24-4 149.64 Acres | | | | | |
| | F | LAND | T | 1 | FARMLAND | Taxable Total: | 34,600 |
| | | | | | 100% Alberta School Foundation Fund | | |
| 6680010 | | 0111460 1 NW-11-25-24-4 5.89 Acres 241045 TWP RD 252 | | | | NORTHEAST CORNER | |
| | F | LAND & IMPROVEMENTS | T | 1 | FARMLAND | | 390 |
| | R | | T | 103 | RESIDENTIAL LAND & IMPROVEMENTS | | 763,910 |
| | | | | | | Taxable Total: | 764,300 |
| | R | | E | 901 | RURAL RESIDENCE EXEMPTION (RAP) | | 390 |
| | R | | E | 903 | FARM BUILDING EXEMPT | | 29,480 |
| | | | | | 100% Alberta School Foundation Fund | Exempt Total: | 29,870 |
| | | | | | | Totals: | 794,170 |
| 6681000 | | SE-11-25-24-4 160.00 Acres | | | | | |
| | F | LAND | T | 1 | FARMLAND | Taxable Total: | 38,050 |
| | | | | | 100% Alberta School Foundation Fund | | |
| 6682000 | | SW-11-25-24-4 149.44 Acres | | | | | |
| | F | LAND | T | 1 | FARMLAND | Taxable Total: | 27,560 |
| | | | | | 100% Alberta School Foundation Fund | | |
| 6682010 | | 8910307 1 SW-11-25-24-4 6.28 Acres | | | | Northwest Corner | |
| | F | LAND | T | 1 | FARMLAND | Taxable Total: | 980 |
| | | | | | 100% Alberta School Foundation Fund | | |
| 6683000 | | NE-12-25-24-4 143.14 Acres | | | | | |



2020 Assessment Roll (Valuation Date 1-July, 2020) 2021 Taxation Year, Wheatland County

Assessment Year: 2020
Tax Year: 2021

| Roll | Legal Address | | | | Total |
|---------|---|---------------------------------------|--------------------|--|---------|
| | F LAND | T 1 FARMLAND | Taxable Total: | | 25,560 |
| | | 100% Christ The Redeemer Reg. 3 | | | |
| 6683010 | 0714770 1 1 NE-12-25-24-4 5.86 Acres 240039 TWP RD 252 | | N.W. Corner LSD 15 | | |
| | R LAND & IMPROVEMENTS | T 103 RESIDENTIAL LAND & IMPROVEMENTS | | | 561,620 |
| | R | E 901 RURAL RESIDENCE EXEMPTION (RAP) | | | 25,560 |
| | R | E 903 FARM BUILDING EXEMPT | | | 59,320 |
| | | 100% Christ The Redeemer Reg. 3 | Exempt Total: | | 84,880 |
| | | | Totals: | | 646,500 |
| 6684000 | NW-12-25-24-4 160.00 Acres 240081 TWP RD 252 | | | | |
| | F LAND & IMPROVEMENTS | T 1 FARMLAND | | | 37,390 |
| | R | T 103 RESIDENTIAL LAND & IMPROVEMENTS | | | 429,710 |
| | | | Taxable Total: | | 467,100 |
| | R | E 901 RURAL RESIDENCE EXEMPTION (RAP) | | | 37,390 |
| | | 100% Alberta School Foundation Fund | Totals: | | 504,490 |
| 6685000 | SE-12-25-24-4 158.10 Acres | | | | |
| | F LAND | T 1 FARMLAND | Taxable Total: | | 37,270 |
| | | 100% Alberta School Foundation Fund | | | |
| 6686000 | SW-12-25-24-4 160.00 Acres | | | | |
| | F LAND | T 1 FARMLAND | Taxable Total: | | 38,040 |
| | | 100% Alberta School Foundation Fund | | | |
| 6687000 | NE-13-25-24-4 160.00 Acres | | | | |
| | F LAND | T 1 FARMLAND | Taxable Total: | | 38,100 |
| | | 100% Alberta School Foundation Fund | | | |
| 6688000 | NW-13-25-24-4 154.20 Acres | | | | |
| | F LAND | T 1 FARMLAND | Taxable Total: | | 25,750 |
| | | 100% Alberta School Foundation Fund | | | |
| 6689000 | SE-13-25-24-4 158.53 Acres 252040 RGE RD 240 | | | | |
| | F LAND & IMPROVEMENTS | T 1 FARMLAND | | | 29,370 |
| | R | T 103 RESIDENTIAL LAND & IMPROVEMENTS | | | 329,360 |



2020 Assessment Roll (Valuation Date 1-July, 2020) 2021 Taxation Year, Wheatland County

Assessment Year: 2020
Tax Year: 2021

| Roll | Legal Address | | | | | | Total |
|---------|---------------|--------------|---|-----|-------------------------------------|--------------------|---------|
| | R | | E | 901 | RURAL RESIDENCE EXEMPTION (RAP) | Taxable Total: | 358,730 |
| | | | | | 100% Alberta School Foundation Fund | | 61,540 |
| | | | | | | Totals: | 420,270 |
| 6690000 | SW-13-25-24-4 | 153.10 Acres | | | | | |
| | F | LAND | T | 1 | FARMLAND | Taxable Total: | 30,420 |
| | | | | | 100% Alberta School Foundation Fund | | |
| 6691000 | NE-14-25-24-4 | 148.55 Acres | | | | | |
| | F | LAND | T | 1 | FARMLAND | Taxable Total: | 32,140 |
| | | | | | 100% Alberta School Foundation Fund | | |
| 6692000 | NE-14-25-24-4 | 4.78 Acres | | | | Northwest Corner | |
| | F | LAND | T | 1 | FARMLAND | Taxable Total: | 690 |
| | | | | | 100% Alberta School Foundation Fund | | |
| 6693000 | NE-14-25-24-4 | 1.20 Acres | | | | Northeast Corner | |
| | F | LAND | T | 1 | FARMLAND | Taxable Total: | 190 |
| | | | | | 100% Alberta School Foundation Fund | | |
| 6694000 | NW-14-25-24-4 | 125.12 Acres | | | | Northwest of Canal | |
| | F | LAND | T | 1 | FARMLAND | Taxable Total: | 22,530 |
| | | | | | 100% Alberta School Foundation Fund | | |
| 6695000 | NW-14-25-24-4 | 22.88 Acres | | | | Southeast of Canal | |
| | F | LAND | T | 1 | FARMLAND | Taxable Total: | 4,490 |
| | | | | | 100% Alberta School Foundation Fund | | |
| 6696000 | OT-14-25-24-4 | 0.92 Acres | | | | WNW road allowance | |
| | R | LAND | T | 104 | RESIDENTIAL VACANT LAND | Taxable Total: | 4,600 |
| | | | | | 100% Alberta School Foundation Fund | | |
| 6697000 | SE-14-25-24-4 | 154.00 Acres | | | | | |
| | F | LAND | T | 1 | FARMLAND | Taxable Total: | 38,030 |
| | | | | | 100% Alberta School Foundation Fund | | |



2020 Assessment Roll (Valuation Date 1-July, 2020) 2021 Taxation Year, Wheatland County

Assessment Year: 2020
Tax Year: 2021

| Roll | Legal Address | Total |
|---------|---|------------------|
| 6697010 | 0213030 1 1 SE-14-25-24-4 2.99 Acres 241040 TWP RD 252 | SOUTHWEST CORNER |
| | R LAND & IMPROVEMENTS T 103 RESIDENTIAL LAND & IMPROVEMENTS Taxable Total: 582,400 100% Alberta School Foundation Fund | |
| 6697020 | 0712660 2 1 SE-14-25-24-4 2.99 Acres 252040 RGE RD 241 | NE corner LSD 8 |
| | R LAND & IMPROVEMENTS T 103 RESIDENTIAL LAND & IMPROVEMENTS Taxable Total: 630,000 100% Alberta School Foundation Fund | |
| 6698000 | SW-14-25-24-4 127.29 Acres 252007 HWY 21 | South of Canal |
| | F LAND & IMPROVEMENTS T 1 FARMLAND 25,510 R T 103 RESIDENTIAL LAND & IMPROVEMENTS 288,960 Taxable Total: 314,470 | |
| | R E 901 RURAL RESIDENCE EXEMPTION (RAP) 61,540 100% Alberta School Foundation Fund Totals: 376,010 | |
| 6699000 | SW-14-25-24-4 21.67 Acres | North of Canal |
| | F LAND T 1 FARMLAND Taxable Total: 2,240 100% Alberta School Foundation Fund | |
| 6700000 | NE-15-25-24-4 129.92 Acres | West of canal |
| | F LAND T 1 FARMLAND Taxable Total: 29,480 100% Alberta School Foundation Fund | |
| 6701000 | NE-15-25-24-4 8.56 Acres 253002A HWY 21 | Northeast Corner |
| | F LAND & IMPROVEMENTS T 1 FARMLAND 760 R T 103 RESIDENTIAL LAND & IMPROVEMENTS 407,940 Taxable Total: 408,700 | |
| | R E 901 RURAL RESIDENCE EXEMPTION (RAP) 760 R E 903 FARM BUILDING EXEMPT 16,010 100% Alberta School Foundation Fund Exempt Total: 16,770 Totals: 425,470 | |
| 6701010 | NE-15-25-24-4 2.81 Acres | East of Highway |
| | F LAND T 1 FARMLAND Taxable Total: 240 100% Alberta School Foundation Fund | |



2020 Assessment Roll (Valuation Date 1-July, 2020) 2021 Taxation Year, Wheatland County

Assessment Year: 2020
Tax Year: 2021

| Roll | Legal Address | | | | | Total |
|---------|---------------|--------------|-------------------------------------|----------------|--|--------|
| 6702000 | NW-15-25-24-4 | 148.34 Acres | East of Public Roadway | | | |
| | F LAND | | T 1 FARMLAND | Taxable Total: | | 35,720 |
| | | | 100% Alberta School Foundation Fund | | | |
| 6703000 | NW-15-25-24-4 | 3.20 Acres | Road Allowance | | | |
| | F LAND | | T 1 FARMLAND | Taxable Total: | | 270 |
| | | | 100% Alberta School Foundation Fund | | | |
| 6704000 | SE-15-25-24-4 | 144.76 Acres | WEST OF ROAD PLAN 4173 JK | | | |
| | F LAND | | T 1 FARMLAND | Taxable Total: | | 33,600 |
| | | | 100% Alberta School Foundation Fund | | | |
| 6704010 | SE-15-25-24-4 | 3.58 Acres | East of Road | | | |
| | F LAND | | T 1 FARMLAND | Taxable Total: | | 300 |
| | | | 100% Alberta School Foundation Fund | | | |
| 6705000 | SW-15-25-24-4 | 160.00 Acres | | | | |
| | F LAND | | T 1 FARMLAND | Taxable Total: | | 36,570 |
| | | | 100% Alberta School Foundation Fund | | | |
| 6706000 | NE-16-25-24-4 | 157.80 Acres | | | | |
| | F LAND | | T 1 FARMLAND | Taxable Total: | | 12,730 |
| | | | 100% Alberta School Foundation Fund | | | |
| 6706010 | NE-16-25-24-4 | 2.00 Acres | | | | |
| | F LAND | | T 1 FARMLAND | Taxable Total: | | 170 |
| | | | 100% Alberta School Foundation Fund | | | |
| 6707000 | NW-16-25-24-4 | 160.00 Acres | | | | |
| | F LAND | | T 1 FARMLAND | Taxable Total: | | 24,310 |
| | | | 100% Alberta School Foundation Fund | | | |
| 6708000 | SE-16-25-24-4 | 145.28 Acres | | | | |
| | F LAND | | T 1 FARMLAND | Taxable Total: | | 23,160 |
| | | | | | | |



2020 Assessment Roll (Valuation Date 1-July, 2020) 2021 Taxation Year, Wheatland County

Assessment Year: 2020
Tax Year: 2021

| Roll | Legal Address | Total |
|---------|---|---------|
| 6708005 | 100% The Golden Hills Reg. Div. 15 0711001 1 1 SE-16-25-24-4 4.72 Acres 243040 TWP RD 252 SW CORNER R LAND & IMPROVEMENTS T 103 RESIDENTIAL LAND & IMPROVEMENTS Taxable Total: 100% Alberta School Foundation Fund | 748,200 |
| 6708010 | IRR1001 RW 25 E -16-25-24-4 12.20 Acres NR LAND E 167 WESTERN IRRIGATION DIST EXEMPT Exempt Total: 100% Alberta School Foundation Fund | 13,010 |
| 6709000 | SW-16-25-24-4 76.07 Acres LSD 3 & 6 F LAND T 1 FARMLAND Taxable Total: 100% Alberta School Foundation Fund | 8,090 |
| 6709001 | 0812766 1 1 SW-16-25-24-4 3.99 Acres 243046 TWP RD 252 SE CORNER R LAND & IMPROVEMENTS T 103 RESIDENTIAL LAND & IMPROVEMENTS Taxable Total: 100% Alberta School Foundation Fund | 485,600 |
| 6709010 | SW-16-25-24-4 80.00 Acres WEST HALF F LAND T 1 FARMLAND Taxable Total: 100% Alberta School Foundation Fund | 8,510 |
| 6710000 | NE-17-25-24-4 150.00 Acres F LAND T 1 FARMLAND Taxable Total: 100% Christ The Redeemer Reg. 3 | 11,590 |
| 6710010 | NE-17-25-24-4 10.00 Acres 252064 RGE RD 244 S Half of E Half of LSD 16 Smokin Gun Studios (Airbrush painting) F LAND & IMPROVEMENTS T 1 FARMLAND 730 R T 103 RESIDENTIAL LAND & IMPROVEMENTS 535,380 NR T 105 NON-RESEIDENTIAL LAND & IMPROVEMENTS 32,290 Taxable Total: 568,400 R E 901 RURAL RESIDENCE EXEMPTION (RAP) 730 100% The Golden Hills Reg. Div. 15 Totals: 569,130 | |
| 6711000 | NW-17-25-24-4 150.20 Acres F LAND T 1 FARMLAND Taxable Total: | 12,190 |



2020 Assessment Roll (Valuation Date 1-July, 2020) 2021 Taxation Year, Wheatland County

Assessment Year: 2020
Tax Year: 2021

| Roll | Legal Address | | | | | | Total |
|---------|-----------------------|--------------|---------------------------------------|--|----------------|--|---------|
| | | | 100% Christ The Redeemer Reg. 3 | | | | |
| 6712000 | SE-17-25-24-4 | 156.00 Acres | | | | | |
| | F LAND | | T 1 FARMLAND | | Taxable Total: | | 13,960 |
| | | | 100% Christ The Redeemer Reg. 3 | | | | |
| 6713000 | SW-17-25-24-4 | 146.60 Acres | | | | | |
| | F LAND | | T 1 FARMLAND | | Taxable Total: | | 20,510 |
| | | | 100% Christ The Redeemer Reg. 3 | | | | |
| 6714000 | NE-18-25-24-4 | 160.00 Acres | | | | | |
| | F LAND | | T 1 FARMLAND | | Taxable Total: | | 26,390 |
| | | | 100% Christ The Redeemer Reg. 3 | | | | |
| 6715000 | NW-18-25-24-4 | 160.00 Acres | | | | | |
| | F LAND | | T 1 FARMLAND | | Taxable Total: | | 16,890 |
| | | | 100% Christ The Redeemer Reg. 3 | | | | |
| 6716000 | SE-18-25-24-4 | 160.00 Acres | | | | | |
| | F LAND | | T 1 FARMLAND | | Taxable Total: | | 15,430 |
| | | | 100% Christ The Redeemer Reg. 3 | | | | |
| 6717000 | SW-18-25-24-4 | 158.50 Acres | | | | | |
| | 252017A RGE RD 250 | | | | | | |
| | F LAND & IMPROVEMENTS | | T 1 FARMLAND | | | | 16,690 |
| | R | | T 103 RESIDENTIAL LAND & IMPROVEMENTS | | | | 691,520 |
| | | | Taxable Total: | | | | 708,210 |
| | R | | E 901 RURAL RESIDENCE EXEMPTION (RAP) | | | | 123,080 |
| | | | 100% Christ The Redeemer Reg. 3 | | | | |
| | | | Totals: | | | | 831,290 |
| 6718000 | NE-19-25-24-4 | 157.05 Acres | | | | | |
| | F LAND | | T 1 FARMLAND | | Taxable Total: | | 24,580 |
| | | | 100% Christ The Redeemer Reg. 3 | | | | |
| 6719000 | NW-19-25-24-4 | 153.15 Acres | | | | | |
| | F LAND | | T 1 FARMLAND | | Taxable Total: | | 25,870 |



2020 Assessment Roll (Valuation Date 1-July, 2020) 2021 Taxation Year, Wheatland County

Assessment Year: 2020
Tax Year: 2021

| Roll | Legal Address | | | | | Total |
|---------|--------------------------------------|---------------------|---|---------------------------------------|----------------|---------|
| 6720000 | SE-19-25-24-4 130.88 Acres | | 100% Christ The Redeemer Reg. 3 South of Railway | | | |
| | F | LAND | T 1 | FARMLAND | Taxable Total: | 19,310 |
| 6721000 | SE-19-25-24-4 19.95 Acres | | 100% Christ The Redeemer Reg. 3 Northeast of Railway | | | |
| | F | LAND & IMPROVEMENTS | T 1 | FARMLAND | | 1,180 |
| | R | | T 101 | RESIDENTIAL IMPROVEMENT NIL RAP ALLOW | | 82,200 |
| | R | | T 103 | RESIDENTIAL LAND & IMPROVEMENTS | | 411,770 |
| | | | | Taxable Total: | | 495,150 |
| | R | | E 901 | RURAL RESIDENCE EXEMPTION (RAP) | | 1,180 |
| | R | | E 903 | FARM BUILDING EXEMPT | | 13,050 |
| | | | | 100% Alberta School Foundation Fund | Exempt Total: | 14,230 |
| | | | | Totals: | | 509,380 |
| 6722000 | SW-19-25-24-4 156.22 Acres | | | | | |
| | F | LAND | T 1 | FARMLAND | Taxable Total: | 25,390 |
| 6723000 | NE-20-25-24-4 148.77 Acres | | 100% Christ The Redeemer Reg. 3 | | | |
| | F | LAND | T 1 | FARMLAND | Taxable Total: | 13,370 |
| 6723010 | RY372 RW OT NE-20-25-24-4 6.39 Acres | | 100% Alberta School Foundation Fund Abandoned Railway | | | |
| | F | LAND | T 1 | FARMLAND | Taxable Total: | 530 |
| 6724000 | NW-20-25-24-4 78.72 Acres | | 100% Alberta School Foundation Fund LSD 12 & 13 | | | |
| | F | LAND | T 1 | FARMLAND | Taxable Total: | 12,770 |
| 6725000 | NW-20-25-24-4 74.52 Acres | | 100% Alberta School Foundation Fund LSD 11 & 14 | | | |
| | F | LAND & IMPROVEMENTS | T 1 | FARMLAND | | 11,770 |
| | R | | T 103 | RESIDENTIAL LAND & IMPROVEMENTS | | 311,530 |
| | | | | | Taxable Total: | 323,300 |



2020 Assessment Roll (Valuation Date 1-July, 2020) 2021 Taxation Year, Wheatland County

Assessment Year: 2020
Tax Year: 2021

| Roll | Legal Address | | | | Total |
|---------|---------------|---------------------|------------|---------------------------------|------------------------|
| | R | | E 901 | RURAL RESIDENCE EXEMPTION (RAP) | 30,770 |
| | | | 100% | Alberta School Foundation Fund | |
| | | | | Totals: | 354,070 |
| 6725010 | RY372 | NW-20-25-24-4 | 3.58 Acres | Abandoned Railway Right-of-Way | |
| | F | LAND | T 1 | FARMLAND | Taxable Total: 340 |
| | | | 100% | Alberta School Foundation Fund | |
| 6725020 | RY372 RLY 25 | NW-20-25-24-4 | 0.83 Acres | Includes plan 1112125 Area A | |
| | | 244059 HWY 564 | | | |
| | R | LAND & IMPROVEMENTS | T 103 | RESIDENTIAL LAND & IMPROVEMENTS | Taxable Total: 274,500 |
| | | | 100% | Christ The Redeemer Reg. 3 | |
| 6726000 | SE-20-25-24-4 | 147.54 Acres | | | |
| | F | LAND | T 1 | FARMLAND | Taxable Total: 12,500 |
| | | | 100% | Alberta School Foundation Fund | |
| 6726010 | SE-20-25-24-4 | 4.95 Acres | | | |
| | F | LAND | T 1 | FARMLAND | Taxable Total: 410 |
| | | | 100% | Alberta School Foundation Fund | |
| 6726020 | RY372 RLY OT | SE-20-25-24-4 | 0.99 Acres | Ptn. of orig. Rd. Allow. | |
| | R | LAND | T 104 | RESIDENTIAL VACANT LAND | Taxable Total: 1,100 |
| | | | 100% | Alberta School Foundation Fund | |
| 6726030 | 9710202 | SE-20-25-24-4 | 0.21 Acres | CANAL AREA A | |
| | NR | LAND | E 167 | WESTERN IRRIGATION DIST EXEMPT | Exempt Total: 8,850 |
| | | | 100% | Alberta School Foundation Fund | |
| 6727000 | SW-20-25-24-4 | 131.77 Acres | | | |
| | F | LAND | T 1 | FARMLAND | Taxable Total: 12,900 |
| | | | 100% | Alberta School Foundation Fund | |
| 6728000 | SW-20-25-24-4 | 9.44 Acres | | North West Part of LSD 4 | |
| | | 253017 RGE RD 245 | | | |
| | F | LAND & IMPROVEMENTS | T 1 | FARMLAND | 450 |
| | R | | T 103 | RESIDENTIAL LAND & IMPROVEMENTS | 779,000 |
| | | | 100% | Alberta School Foundation Fund | Taxable Total: 779,450 |



2020 Assessment Roll (Valuation Date 1-July, 2020) 2021 Taxation Year, Wheatland County

Assessment Year: 2020
Tax Year: 2021

| Roll | Legal Address | Total |
|---------|---|-------------------------------------|
| 6728010 | 1010264 1 2 SW-20-25-24-4 4.56 Acres 253009 RGE RD 245 | 137m N OF SW CORNER LSD 4 |
| | R LAND & IMPROVEMENTS T 103 RESIDENTIAL LAND & IMPROVEMENTS Taxable Total: 100% Christ The Redeemer Reg. 3 | 523,200 |
| 6728020 | 1010264 1 3 SW-20-25-24-4 3.00 Acres 253007 RGE RD 245 | 74m N OF SW CORNER LSD 4 |
| | R LAND & IMPROVEMENTS T 103 RESIDENTIAL LAND & IMPROVEMENTS Taxable Total: 100% Alberta School Foundation Fund | 399,100 |
| 6728030 | 1010264 1 4 SW-20-25-24-4 3.00 Acres 253001 RGE RD 245 | SW CORNER LSD 4 Vinyl Sign Business |
| | R LAND & IMPROVEMENTS T 103 RESIDENTIAL LAND & IMPROVEMENTS NR T 105 NON-RESEIDENTIAL LAND & IMPROVEMENTS | 359,700 11,300 |
| | 100% Alberta School Foundation Fund Taxable Total: | 371,000 |
| 6729000 | NE-21-25-24-4 151.34 Acres | |
| | F LAND T 1 FARMLAND Taxable Total: 100% Alberta School Foundation Fund | 17,980 |
| 6729001 | IRR1388 RW 25 NE-21-25-24-4 8.52 Acres | |
| | NR LAND E 167 WESTERN IRRIGATION DIST EXEMPT Exempt Total: 100% Alberta School Foundation Fund | 9,090 |
| 6730000 | NW-21-25-24-4 78.80 Acres | Northwest of Railway |
| | F LAND T 1 FARMLAND Taxable Total: 100% Alberta School Foundation Fund | 7,310 |
| 6731010 | RY372 RLY 25 NW-21-25-24-4 10.57 Acres | EXTRA RIGHT OF WAY |
| | F LAND T 1 FARMLAND Taxable Total: 100% Alberta School Foundation Fund | 900 |
| 6732000 | RW155 NW-21-25-24-4 1.33 Acres | OLD STATION GROUNDS |
| | R LAND T 104 RESIDENTIAL VACANT LAND Taxable Total: 100% Alberta School Foundation Fund | 27,900 |
| 6732010 | NW-21-25-24-4 1.99 Acres 243045 HWY 564 | ADJOINING STATION GRDS NE CRN |



2020 Assessment Roll (Valuation Date 1-July, 2020) 2021 Taxation Year, Wheatland County

Assessment Year: 2020
Tax Year: 2021

| Roll | Legal Address | | | | | Total |
|---------|---------------------|---------------------|---|-----|--|-----------------------|
| | R | LAND & IMPROVEMENTS | T | 103 | RESIDENTIAL LAND & IMPROVEMENTS Taxable Total: | 259,400 |
| | | | | | 100% Alberta School Foundation Fund | |
| 6733000 | SE-21-25-24-4 | 80.00 Acres | | | South Half | |
| | F | LAND | T | 1 | FARMLAND | Taxable Total: 6,610 |
| | | | | | 100% Alberta School Foundation Fund | |
| 6733010 | SE-21-25-24-4 | 2.00 Acres | | | Ptn. Rd. Allowance | |
| | F | LAND | T | 1 | FARMLAND | Taxable Total: 170 |
| | | | | | 100% Alberta School Foundation Fund | |
| 6734000 | SE-21-25-24-4 | 78.14 Acres | | | North Half | |
| | F | LAND | T | 1 | FARMLAND | Taxable Total: 7,110 |
| | | | | | 100% Alberta School Foundation Fund | |
| 6734010 | SE-21-25-24-4 | 1.15 Acres | | | Rd Allw S of Cnl on the NE Ptn | |
| | F | LAND | T | 1 | FARMLAND | Taxable Total: 180 |
| | | | | | 100% Alberta School Foundation Fund | |
| 6735000 | W -21-25-24-4 | 210.73 Acres | | | SOUTH OF RAILWAY | |
| | F | LAND | T | 1 | FARMLAND | Taxable Total: 18,070 |
| | | | | | 100% Alberta School Foundation Fund | |
| 6735001 | RY372 SW-21-25-24-4 | 1.68 Acres | | | Abandoned Railway Right-of-Way | |
| | F | LAND | T | 1 | FARMLAND | Taxable Total: 140 |
| | | | | | 100% Alberta School Foundation Fund | |
| 6736000 | NE-22-25-24-4 | 149.79 Acres | | | | |
| | F | LAND | T | 1 | FARMLAND | Taxable Total: 25,330 |
| | | | | | 100% Alberta School Foundation Fund | |
| 6737000 | NW-22-25-24-4 | 148.42 Acres | | | | |
| | F | LAND | T | 1 | FARMLAND | Taxable Total: 29,930 |
| | | | | | 100% Alberta School Foundation Fund | |



2020 Assessment Roll (Valuation Date 1-July, 2020) 2021 Taxation Year, Wheatland County

Assessment Year: 2020
Tax Year: 2021

| Roll | Legal Address | | | | Total |
|---------|---------------------------|--|-------------------------------|----------------|---------|
| 6738000 | SE-22-25-24-4 | 143.70 Acres | Xplore.net - Tower | | |
| | 253002B HWY 21 | | | | |
| | F LAND & IMPROVEMENTS | T 1 FARMLAND | | | 21,190 |
| | R | T 103 RESIDENTIAL LAND & IMPROVEMENTS | | | 335,500 |
| | NR | T 105 NON-RESEIDENTIAL LAND & IMPROVEMENTS | | | 110,070 |
| | | | Taxable Total: | | 466,760 |
| | R | E 901 RURAL RESIDENCE EXEMPTION (RAP) | | | 10,600 |
| | R | E 903 FARM BUILDING EXEMPT | | | 15,110 |
| | | 100% Alberta School Foundation Fund | Exempt Total: | | 25,710 |
| | | | Totals: | | 492,470 |
| 6739000 | SW-22-25-24-4 | 129.22 Acres | East of Canal | | |
| | F LAND | T 1 FARMLAND | | Taxable Total: | 23,940 |
| | | 100% Alberta School Foundation Fund | | | |
| 6739010 | 0611810 1 1 SW-22-25-24-4 | 4.93 Acres | NW CORNER | | |
| | 253037 RGE RD 243 | | | | |
| | F LAND & IMPROVEMENTS | T 1 FARMLAND | | | 130 |
| | R | T 103 RESIDENTIAL LAND & IMPROVEMENTS | | | 525,070 |
| | | | Taxable Total: | | 525,200 |
| | R | E 901 RURAL RESIDENCE EXEMPTION (RAP) | | | 130 |
| | | 100% Alberta School Foundation Fund | Totals: | | 525,330 |
| 6740000 | SW-22-25-24-4 | 11.30 Acres | Portion W Half LSD 4 W of Cnl | | |
| | F LAND | T 1 FARMLAND | | Taxable Total: | 960 |
| | | 100% Alberta School Foundation Fund | | | |
| 6740010 | SW-22-25-24-4 | 3.20 Acres | SW Corner of LSD 5 W of Canal | | |
| | F LAND | T 1 FARMLAND | | Taxable Total: | 270 |
| | | 100% Alberta School Foundation Fund | | | |
| 6741000 | NE-23-25-24-4 | 160.00 Acres | | | |
| | F LAND | T 1 FARMLAND | | Taxable Total: | 24,580 |
| | | 100% Alberta School Foundation Fund | | | |
| 6742000 | NW-23-25-24-4 | 148.89 Acres | | | |
| | 241043 TWP RD 254 | | | | |
| | F LAND & IMPROVEMENTS | T 1 FARMLAND | | | 17,940 |



2020 Assessment Roll (Valuation Date 1-July, 2020) 2021 Taxation Year, Wheatland County

Assessment Year: 2020
Tax Year: 2021

| Roll | Legal Address | | | | Total |
|---------|--|------------------|------|---------------------------------|---------|
| | R | T | 103 | RESIDENTIAL LAND & IMPROVEMENTS | 320,520 |
| | | | | Taxable Total: | 338,460 |
| | R | E | 901 | RURAL RESIDENCE EXEMPTION (RAP) | 17,940 |
| | R | E | 903 | FARM BUILDING EXEMPT | 35,360 |
| | | | 100% | Alberta School Foundation Fund | 53,300 |
| | | | | Exempt Total: | 53,300 |
| | | | | Totals: | 391,760 |
| 6742010 | 9410856 1 NW-23-25-24-4 3.01 Acres 241063 TWP RD 254 | | | | |
| | R LAND & IMPROVEMENTS | T | 103 | RESIDENTIAL LAND & IMPROVEMENTS | 279,900 |
| | | | 100% | Alberta School Foundation Fund | |
| 6743000 | SE-23-25-24-4 149.60 Acres | | | | |
| | F LAND | T | 1 | FARMLAND | 33,390 |
| | | | 100% | Alberta School Foundation Fund | |
| 6744000 | SW-23-25-24-4 149.95 Acres | | | | |
| | F LAND | T | 1 | FARMLAND | 25,950 |
| | | | 100% | Alberta School Foundation Fund | |
| 6745000 | NE-24-25-24-4 150.67 Acres | | | | |
| | F LAND | T | 1 | FARMLAND | 29,050 |
| | | | 100% | Alberta School Foundation Fund | |
| 6746000 | NW-24-25-24-4 137.88 Acres | | | | |
| | F LAND | T | 1 | FARMLAND | 23,260 |
| | | | 100% | Alberta School Foundation Fund | |
| 6746010 | 1213182 1 1 NW-24-25-24-4 11.82 Acres 240065 TWP RD 254 | NE CORNER LSD 13 | | | |
| | F LAND & IMPROVEMENTS | T | 1 | FARMLAND | 1,340 |
| | R | T | 103 | RESIDENTIAL LAND & IMPROVEMENTS | 417,010 |
| | | | | Taxable Total: | 418,350 |
| | R | E | 901 | RURAL RESIDENCE EXEMPTION (RAP) | 9,390 |
| | | | 100% | Alberta School Foundation Fund | |
| | | | | Totals: | 427,740 |
| 6747000 | SE-24-25-24-4 142.40 Acres | | | | |
| | F LAND | T | 1 | FARMLAND | 14,870 |



2020 Assessment Roll (Valuation Date 1-July, 2020) 2021 Taxation Year, Wheatland County

Assessment Year: 2020
Tax Year: 2021

| Roll | Legal Address | | | | | | | | | | Total | |
|---------|-------------------------------------|---------------------|---------------|--|------------------|-----|---------------------------------|--|--|---------|----------------|---------|
| 6748000 | 100% Alberta School Foundation Fund | | | | | | | | | | | |
| | SW-24-25-24-4 | | 148.53 Acres | | | | | | | | | |
| | 253019 RGE RD 241 | | | | | | | | | | | |
| | F | LAND & IMPROVEMENTS | | | T | 1 | FARMLAND | | | 26,490 | | |
| | R | | | | T | 103 | RESIDENTIAL LAND & IMPROVEMENTS | | | 487,210 | | |
| | Taxable Total: | | | | | | | | | | 513,700 | |
| | R | | | | E | 901 | RURAL RESIDENCE EXEMPTION (RAP) | | | 26,490 | | |
| | 100% Alberta School Foundation Fund | | | | | | | | | | Totals: | 540,190 |
| 6748010 | 1910186 1 1 | | SW-24-25-24-4 | | 7.37 Acres | | NW Corner | | | | | |
| | 253031 RGE RD 241 | | | | | | | | | | | |
| | F | LAND & IMPROVEMENTS | | | T | 1 | FARMLAND | | | 980 | | |
| | R | | | | T | 103 | RESIDENTIAL LAND & IMPROVEMENTS | | | 300,700 | | |
| | 100% Alberta School Foundation Fund | | | | | | | | | | Taxable Total: | 301,680 |
| 6749000 | NE-25-25-24-4 | | 119.90 Acres | | North of Railway | | | | | | | |
| | F | LAND | | | T | 1 | FARMLAND | | | 29,500 | | |
| | 100% Alberta School Foundation Fund | | | | | | | | | | Taxable Total: | 29,500 |
| 6750000 | NE-25-25-24-4 | | 33.71 Acres | | South of Railway | | | | | | | |
| | F | LAND | | | T | 1 | FARMLAND | | | 5,860 | | |
| | 100% Alberta School Foundation Fund | | | | | | | | | | Taxable Total: | 5,860 |
| 6750010 | RY372 RLY 25 | | E -25-25-24-4 | | 6.46 Acres | | Railway Right-of-Way | | | | | |
| | F | LAND | | | T | 1 | FARMLAND | | | 1,160 | | |
| | 100% Alberta School Foundation Fund | | | | | | | | | | Taxable Total: | 1,160 |
| 6751000 | NW-25-25-24-4 | | 110.78 Acres | | South of Canal | | | | | | | |
| | F | LAND | | | T | 1 | FARMLAND | | | 21,310 | | |
| | 100% Alberta School Foundation Fund | | | | | | | | | | Taxable Total: | 21,310 |
| 6751010 | 9011474 1 | | NW-25-25-24-4 | | 21.82 Acres | | W Half LSD 13 South of Canal | | | | | |
| | 254071 RGE RD 241 | | | | | | | | | | | |
| | F | LAND & IMPROVEMENTS | | | T | 1 | FARMLAND | | | 2,570 | | |
| | R | | | | T | 103 | RESIDENTIAL LAND & IMPROVEMENTS | | | 430,650 | | |
| | | Taxable Total: | | | | | | | | | | 433,220 |
| | R | | | | E | 901 | RURAL RESIDENCE EXEMPTION (RAP) | | | 49,750 | | |
| | R | | | | E | 903 | FARM BUILDING EXEMPT | | | 150,680 | | |



2020 Assessment Roll (Valuation Date 1-July, 2020) 2021 Taxation Year, Wheatland County

Assessment Year: 2020
Tax Year: 2021

| Roll | Legal Address | | | | | Total |
|---------|---------------------------|--------------|---------------------------------------|--------------------------------|--|---------|
| | | | 100% Alberta School Foundation Fund | Exempt Total: | | 200,430 |
| | | | | Totals: | | 633,650 |
| 6752000 | NW-25-25-24-4 | 16.15 Acres | | North of Canal | | |
| | F LAND | | T 1 FARMLAND | Taxable Total: | | 1,720 |
| | | | 100% Alberta School Foundation Fund | | | |
| 6752010 | RY372 NW-25-25-24-4 | 0.05 Acres | | Abandoned Railway | | |
| | R LAND | | T 104 RESIDENTIAL VACANT LAND | Taxable Total: | | 3,500 |
| | | | 100% Alberta School Foundation Fund | | | |
| 6753000 | SE-25-25-24-4 | 156.12 Acres | | | | |
| | F LAND | | T 1 FARMLAND | Taxable Total: | | 20,720 |
| | | | 100% Alberta School Foundation Fund | | | |
| 6754000 | SW-25-25-24-4 | 46.00 Acres | | LSD 4 & Ptn of LSD 5 S of Cnl | | |
| | 254019 RGE RD 241 | | | | | |
| | F LAND & IMPROVEMENTS | | T 1 FARMLAND | | | 4,630 |
| | R | | T 103 RESIDENTIAL LAND & IMPROVEMENTS | | | 377,060 |
| | | | | Taxable Total: | | 381,690 |
| | R | | E 901 RURAL RESIDENCE EXEMPTION (RAP) | | | 4,630 |
| | R | | E 903 FARM BUILDING EXEMPT | | | 38,240 |
| | | | 100% Alberta School Foundation Fund | Exempt Total: | | 42,870 |
| | | | | Totals: | | 424,560 |
| 6754010 | SW-25-25-24-4 | 56.67 Acres | | E OF CANAL & S OF RWY ROW | | |
| | 240052 TWP RD 254 | | | | | |
| | F LAND & IMPROVEMENTS | | T 1 FARMLAND | | | 10,430 |
| | R | | T 103 RESIDENTIAL LAND & IMPROVEMENTS | | | 449,070 |
| | | | | Taxable Total: | | 459,500 |
| | R | | E 901 RURAL RESIDENCE EXEMPTION (RAP) | | | 10,430 |
| | | | 100% Alberta School Foundation Fund | Totals: | | 469,930 |
| 6754020 | 9211145 1 SW-25-25-24-4 | 3.00 Acres | | Central South Portion of LSD 4 | | |
| | 240068 TWP RD 254 | | | | | |
| | R LAND & IMPROVEMENTS | | T 103 RESIDENTIAL LAND & IMPROVEMENTS | Taxable Total: | | 367,900 |
| | | | 100% Alberta School Foundation Fund | | | |
| 6754030 | 1012168 2 1 SW-25-25-24-4 | 3.63 Acres | | SE CORNER | | |
| | 240044 TWP RD 254 | | | | | |
| | R LAND & IMPROVEMENTS | | T 103 RESIDENTIAL LAND & IMPROVEMENTS | Taxable Total: | | 588,400 |



2020 Assessment Roll (Valuation Date 1-July, 2020) 2021 Taxation Year, Wheatland County

Assessment Year: 2020
Tax Year: 2021

| Roll | Legal Address | | | | Total |
|---------|---|---|-------------------------------------|----------------|---------|
| 6754500 | IRR257 RW 25 SW-25-25-24-4 19.78 Acres | 100% Alberta School Foundation Fund | | | |
| | | CANAL | | | |
| | NR LAND | E 167 | WESTERN IRRIGATION DIST EXEMPT | Exempt Total: | 133,530 |
| | | 100% Alberta School Foundation Fund | | | |
| 6755000 | SW-25-25-24-4 33.69 Acres | North of Canal | | | |
| | F LAND | T 1 | FARMLAND | Taxable Total: | 4,300 |
| | | 100% Alberta School Foundation Fund | | | |
| 6755010 | RY372 SW-25-25-24-4 6.18 Acres | Railway Right-of-Way | | | |
| | F LAND | T 1 | FARMLAND | Taxable Total: | 530 |
| | | 100% Alberta School Foundation Fund | | | |
| 6755020 | IRR257 SW-25-25-24-4 0.43 Acres | CANAL RIGHT OF WAY | | | |
| | NR LAND | E 167 | WESTERN IRRIGATION DIST EXEMPT | Exempt Total: | 51,400 |
| | | 100% Alberta School Foundation Fund | | | |
| 6756000 | NE-26-25-24-4 155.01 Acres | | | | |
| | F LAND | T 1 | FARMLAND | Taxable Total: | 28,950 |
| | | 100% Christ The Redeemer Reg. 3 | | | |
| 6756010 | 0211548 1 1 NE-26-25-24-4 4.99 Acres 254044 RGE RD 241 | SOUTHEAST CORNER Gerritsen Waterwell Drilling | | | |
| | R LAND & IMPROVEMENTS | T 103 | RESIDENTIAL LAND & IMPROVEMENTS | | 672,440 |
| | NR | T 105 | NON-RESEDENTIAL LAND & IMPROVEMENTS | | 224,360 |
| | | 100% Alberta School Foundation Fund | | | |
| | | Taxable Total: | | | 896,800 |
| 6757000 | NW-26-25-24-4 137.76 Acres 254083A HWY 21 | | | | |
| | F LAND & IMPROVEMENTS | T 1 | FARMLAND | | 33,580 |
| | R | T 103 | RESIDENTIAL LAND & IMPROVEMENTS | | 686,220 |
| | | Taxable Total: | | | 719,800 |
| | R | E 901 | RURAL RESIDENCE EXEMPTION (RAP) | | 33,580 |
| | | 100% Alberta School Foundation Fund | | | |
| | | Totals: | | | 753,380 |
| 6757010 | 1512422 3 1 NW-26-25-24-4 10.23 Acres 254066 HWY 21 | Northwest Corner | | | |
| | F LAND & IMPROVEMENTS | T 1 | FARMLAND | | 1,130 |



2020 Assessment Roll (Valuation Date 1-July, 2020) 2021 Taxation Year, Wheatland County

Assessment Year: 2020
Tax Year: 2021

| Roll | Legal Address | | | | | Total |
|---------|--|---|------|---------------------------------------|--------------------------------|---------|
| | R | T | 103 | RESIDENTIAL LAND & IMPROVEMENTS | | 378,470 |
| | | | | Taxable Total: | | 379,600 |
| | R | E | 901 | RURAL RESIDENCE EXEMPTION (RAP) | | 1,130 |
| | R | E | 903 | FARM BUILDING EXEMPT | | 45,380 |
| | | | 100% | Alberta School Foundation Fund | Exempt Total: | 46,510 |
| | | | | Totals: | | 426,110 |
| 6757030 | 9510759 2 NW-26-25-24-4 2.99 Acres 254083B HWY 21 | | | | Northwest Corner East of Hwy | |
| | R LAND & IMPROVEMENTS | T | 103 | RESIDENTIAL LAND & IMPROVEMENTS | Taxable Total: | 320,600 |
| | | | 100% | Alberta School Foundation Fund | | |
| 6758000 | SE-26-25-24-4 138.58 Acres | | | | | |
| | F LAND | T | 1 | FARMLAND | Taxable Total: | 27,810 |
| | | | 100% | Christ The Redeemer Reg. 3 | | |
| 6758010 | 9210485 1 SE-26-25-24-4 9.32 Acres 241026A TWP RD 254 | | | | Southwest Corner | |
| | F LAND & IMPROVEMENTS | T | 1 | FARMLAND | | 670 |
| | R | T | 101 | RESIDENTIAL IMPROVEMENT NIL RAP ALLOW | | 24,600 |
| | R | T | 103 | RESIDENTIAL LAND & IMPROVEMENTS | | 389,280 |
| | | | | Taxable Total: | | 414,550 |
| | R | E | 901 | RURAL RESIDENCE EXEMPTION (RAP) | | 670 |
| | R | E | 903 | FARM BUILDING EXEMPT | | 47,460 |
| | | | 100% | Alberta School Foundation Fund | Exempt Total: | 48,130 |
| | | | | Totals: | | 462,680 |
| 6758020 | RY372 RLY OT SE-26-25-24-4 7.62 Acres | | | | Abandoned Railway Right-of-Way | |
| | F LAND | T | 1 | FARMLAND | Taxable Total: | 870 |
| | | | 100% | Christ The Redeemer Reg. 3 | | |
| 6758030 | RW147 SE-26-25-24-4 4.48 Acres | | | | BLOCK A & BLOCK B | |
| | F LAND | T | 1 | FARMLAND | Taxable Total: | 600 |
| | | | 100% | Christ The Redeemer Reg. 3 | | |
| 6759000 | SW-26-25-24-4 130.32 Acres | | | | | |
| | F LAND | T | 1 | FARMLAND | Taxable Total: | 24,260 |
| | | | 100% | Christ The Redeemer Reg. 3 | | |



2020 Assessment Roll (Valuation Date 1-July, 2020) 2021 Taxation Year, Wheatland County

Assessment Year: 2020
Tax Year: 2021

| Roll | Legal Address | Total |
|---------|---|---------|
| 6759010 | 9010900 1 SW-26-25-24-4 9.64 Acres 241066 TWP RD 254 Southwest Corner | |
| | F LAND & IMPROVEMENTS T 1 FARMLAND | 710 |
| | R T 103 RESIDENTIAL LAND & IMPROVEMENTS | 402,690 |
| | Rural Residence Exemption (RAP) | |
| | E 901 RURAL RESIDENCE EXEMPTION (RAP) | 710 |
| | 100% Alberta School Foundation Fund | |
| | Taxable Total: | 403,400 |
| | Totals: | 404,110 |
| 6760000 | 0610369 1 2 W -26-25-24-4 14.88 Acres 254039 HWY 21 | |
| | F LAND & IMPROVEMENTS T 1 FARMLAND | 1,260 |
| | R T 103 RESIDENTIAL LAND & IMPROVEMENTS | 319,140 |
| | Rural Residence Exemption (RAP) | |
| | E 901 RURAL RESIDENCE EXEMPTION (RAP) | 1,590 |
| | Farm Building Exempt | |
| | E 903 FARM BUILDING EXEMPT | 6,570 |
| | 100% Christ The Redeemer Reg. 3 | |
| | Exempt Total: | 8,160 |
| | Totals: | 328,560 |
| 6760010 | 0610369 1 1 SW-26-25-24-4 6.10 Acres 254039A HWY 21 | |
| | F LAND & IMPROVEMENTS T 1 FARMLAND | 330 |
| | R T 103 RESIDENTIAL LAND & IMPROVEMENTS | 324,800 |
| | 100% Christ The Redeemer Reg. 3 | |
| | Taxable Total: | 325,130 |
| 6760020 | IRR1386 SW-26-25-24-4 0.20 Acres Canal R of W | |
| | NR LAND | |
| | E 167 WESTERN IRRIGATION DIST EXEMPT | 190 |
| | 100% Alberta School Foundation Fund | |
| 6761000 | NE-27-25-24-4 138.08 Acres | |
| | F LAND & IMPROVEMENTS T 1 FARMLAND | 25,220 |
| | R E 903 FARM BUILDING EXEMPT | 26,840 |
| | 100% Christ The Redeemer Reg. 3 | |
| | Totals: | 52,060 |
| 6763000 | NW-27-25-24-4 151.78 Acres Southeast of Canal | |
| | F LAND | |
| | T 1 FARMLAND | |
| | 100% Alberta School Foundation Fund | |
| | Taxable Total: | 20,500 |
| 6764000 | NW-27-25-24-4 5.30 Acres Northwest of Canal | |



2020 Assessment Roll (Valuation Date 1-July, 2020) 2021 Taxation Year, Wheatland County

Assessment Year: 2020
Tax Year: 2021

| Roll | Legal Address | | | | Total |
|---------|--|--|--------------------------------|---------|-------|
| | F LAND | T 1 FARMLAND | Taxable Total: | 620 | |
| | | 100% Christ The Redeemer Reg. 3 | | | |
| 6765000 | 0310837 4 1 SE-27-25-24-4 139.20 Acres | | | | |
| | F LAND | T 1 FARMLAND | Taxable Total: | 27,510 | |
| | | 100% Alberta School Foundation Fund | | | |
| 6765010 | 0310836 2 1 SE-27-25-24-4 3.00 Acres 254038 HWY 21 | | NORTHEAST CORNER | | |
| | R LAND & IMPROVEMENTS | T 103 RESIDENTIAL LAND & IMPROVEMENTS | | 532,400 | |
| | R | E 903 FARM BUILDING EXEMPT | | 3,330 | |
| | | 100% Christ The Redeemer Reg. 3 | Totals: | 535,730 | |
| 6766000 | 0310837 3 1 SW-27-25-24-4 122.98 Acres 242064 HWY 564 | | Reclamation Business | | |
| | F LAND & IMPROVEMENTS | T 1 FARMLAND | | 18,570 | |
| | R | T 103 RESIDENTIAL LAND & IMPROVEMENTS | | 362,290 | |
| | NR | T 105 NON-RESEIDENTIAL LAND & IMPROVEMENTS | | 40,250 | |
| | | | Taxable Total: | 421,110 | |
| | R | E 901 RURAL RESIDENCE EXEMPTION (RAP) | | 92,310 | |
| | R | E 903 FARM BUILDING EXEMPT | | 10,300 | |
| | | 100% Alberta School Foundation Fund | Exempt Total: | 102,610 | |
| | | | Totals: | 523,720 | |
| 6766010 | SW-27-25-24-4 29.92 Acres 242046 HWY 564 | | EASTERLY PORTION OF QUARTER | | |
| | F LAND & IMPROVEMENTS | T 1 FARMLAND | | 4,660 | |
| | R | T 103 RESIDENTIAL LAND & IMPROVEMENTS | | 368,100 | |
| | | 100% Alberta School Foundation Fund | Taxable Total: | 372,760 | |
| 6766020 | 0310836 1 1 SW-27-25-24-4 5.00 Acres 242068 HWY 564 | | SOUTHWEST CORNER | | |
| | R LAND & IMPROVEMENTS | T 103 RESIDENTIAL LAND & IMPROVEMENTS | Taxable Total: | 574,900 | |
| | | 100% Alberta School Foundation Fund | | | |
| 6767000 | NE-28-25-24-4 87.77 Acres 254042 RGE RD 243A | | Northwest of Rlwy Right-of-Way | | |
| | F LAND & IMPROVEMENTS | T 1 FARMLAND | | 10,100 | |
| | R | T 103 RESIDENTIAL LAND & IMPROVEMENTS | | 382,070 | |
| | | | Taxable Total: | 392,170 | |
| | R | E 901 RURAL RESIDENCE EXEMPTION (RAP) | | 61,540 | |
| | R | E 903 FARM BUILDING EXEMPT | | 55,170 | |



2020 Assessment Roll (Valuation Date 1-July, 2020) 2021 Taxation Year, Wheatland County

Assessment Year: 2020
Tax Year: 2021

| Roll | Legal Address | | | | | Total |
|---------|----------------------------|---------------------|---------------------------------------|--------------------------------|--|---------|
| | | | 100% Alberta School Foundation Fund | Exempt Total: | | 116,710 |
| | | | | Totals: | | 508,880 |
| 6767010 | NE-28-25-24-4 | 1.60 Acres | | NW Corner N & W of Service Crk | | |
| | F | LAND | T 1 FARMLAND | Taxable Total: | | 110 |
| | | | 100% Alberta School Foundation Fund | | | |
| 6768000 | E -28-25-24-4 | 191.98 Acres | | East Half Section 28 | | |
| | F | LAND | T 1 FARMLAND | Taxable Total: | | 24,220 |
| | | | 100% Alberta School Foundation Fund | | | |
| 6768010 | 1711171 1 1 SE-28-25-24-4 | 4.50 Acres | | SW corner corner LSD 1 | | |
| | | 243028 HWY 564 | | | | |
| | R | LAND & IMPROVEMENTS | T 103 RESIDENTIAL LAND & IMPROVEMENTS | Taxable Total: | | 514,900 |
| | | | 100% Alberta School Foundation Fund | | | |
| 6769000 | NW-28-25-24-4 | 126.80 Acres | | | | |
| | F | LAND | T 1 FARMLAND | Taxable Total: | | 12,290 |
| | | | 100% Alberta School Foundation Fund | | | |
| 6769010 | NW-28-25-24-4 | 30.20 Acres | | east of Serviceberry Creek | | |
| | F | LAND | T 1 FARMLAND | Taxable Total: | | 2,560 |
| | | | 100% Alberta School Foundation Fund | | | |
| 6771000 | SE-28-25-24-4 | 9.09 Acres | | Northwest Corner | | |
| | F | LAND | T 1 FARMLAND | Taxable Total: | | 950 |
| | | | 100% Alberta School Foundation Fund | | | |
| 6771010 | RY372 RLY 25 SE-28-25-24-4 | 7.19 Acres | | EXTRA RIGHT OF WAY | | |
| | F | LAND | T 1 FARMLAND | Taxable Total: | | 610 |
| | | | 100% Alberta School Foundation Fund | | | |
| 6771020 | SE-28-25-24-4 | 0.92 Acres | | SW Corner ALONG RAILWAY | | |
| | R | LAND | T 104 RESIDENTIAL VACANT LAND | Taxable Total: | | 900 |
| | | | 100% Alberta School Foundation Fund | | | |



2020 Assessment Roll (Valuation Date 1-July, 2020) 2021 Taxation Year, Wheatland County

Assessment Year: 2020
Tax Year: 2021

| Roll | Legal Address | | | | | | Total |
|---------|---------------------------|---------------------|--------------------------------|-----|-------------------------------------|----------------|---------|
| 6772000 | SW-28-25-24-4 | 149.34 Acres | | | | | |
| | F | LAND | T | 1 | FARMLAND | Taxable Total: | 12,640 |
| | | | | | 100% Alberta School Foundation Fund | | |
| 6772010 | RY372 SW-28-25-24-4 | 1.60 Acres | Southeast Corner of Ort | | | | |
| | R | LAND | T | 104 | RESIDENTIAL VACANT LAND | Taxable Total: | 49,800 |
| | | | | | 100% Alberta School Foundation Fund | | |
| 6773000 | NE-29-25-24-4 | 158.18 Acres | | | | | |
| | F | LAND | T | 1 | FARMLAND | Taxable Total: | 27,410 |
| | | | | | 100% Alberta School Foundation Fund | | |
| 6774000 | NW-29-25-24-4 | 157.20 Acres | | | | | |
| | F | LAND | T | 1 | FARMLAND | Taxable Total: | 13,840 |
| | | | | | 100% Alberta School Foundation Fund | | |
| 6775000 | SE-29-25-24-4 | 154.40 Acres | | | | | |
| | F | LAND | T | 1 | FARMLAND | Taxable Total: | 15,350 |
| | | | | | 100% Alberta School Foundation Fund | | |
| 6776000 | SE-29-25-24-4 | 0.70 Acres | Portion of Railway Right-of-Wy | | | | |
| | NR | LAND | E | 160 | TAX RECOVERY EXEMPT | Exempt Total: | 750 |
| | | | | | 100% Alberta School Foundation Fund | | |
| 6777000 | SW-29-25-24-4 | 128.60 Acres | | | | | |
| | | 244069 TWP RD 254A | | | | | |
| | F | LAND & IMPROVEMENTS | T | 1 | FARMLAND | | 24,790 |
| | R | | T | 103 | RESIDENTIAL LAND & IMPROVEMENTS | | 550,410 |
| | | | | | Taxable Total: | | 575,200 |
| | R | | E | 901 | RURAL RESIDENCE EXEMPTION (RAP) | | 24,790 |
| | R | | E | 903 | FARM BUILDING EXEMPT | | 35,500 |
| | | | | | 100% Alberta School Foundation Fund | Exempt Total: | 60,290 |
| | | | | | Totals: | | 635,490 |
| 6777010 | 9511839 B 1 SW-29-25-24-4 | 6.50 Acres | Southwest Corner | | | | |
| | | 254003 RGE RD 245 | | | | | |
| | F | LAND & IMPROVEMENTS | T | 1 | FARMLAND | | 350 |



2020 Assessment Roll (Valuation Date 1-July, 2020) 2021 Taxation Year, Wheatland County

Assessment Year: 2020
Tax Year: 2021

| Roll | Legal Address | | | | Total |
|---------|---------------------------|--------------|-------|---------------------------------|-----------------------|
| | R | | T 103 | RESIDENTIAL LAND & IMPROVEMENTS | 318,250 |
| | | | | Taxable Total: | 318,600 |
| | R | | E 901 | RURAL RESIDENCE EXEMPTION (RAP) | 350 |
| | | | 100% | Alberta School Foundation Fund | Totals: 318,950 |
| 6779000 | NE-30-25-24-4 | 151.79 Acres | | | |
| | F LAND | | T 1 | FARMLAND | Taxable Total: 16,630 |
| | | | 100% | Alberta School Foundation Fund | |
| 6779010 | RY372 RW OT E -30-25-24-4 | 7.22 Acres | | Railway Right-of-Way | |
| | F LAND | | T 1 | FARMLAND | Taxable Total: 590 |
| | | | 100% | Alberta School Foundation Fund | |
| 6780000 | NW-30-25-24-4 | 151.92 Acres | | | |
| | F LAND | | T 1 | FARMLAND | Taxable Total: 22,180 |
| | | | 100% | Alberta School Foundation Fund | |
| 6780010 | RY372 RW 25 NW-30-25-24-4 | 0.35 Acres | | RIGHT OF WAY | |
| | R LAND | | T 104 | RESIDENTIAL VACANT LAND | Taxable Total: 400 |
| | | | 100% | Alberta School Foundation Fund | |
| 6780020 | 1612856 1 1 NW-30-25-24-4 | 7.73 Acres | | In LSD 12, Triangular Shape | |
| | 254049 RGE RD 250 | | | | |
| | F LAND & IMPROVEMENTS | | T 1 | FARMLAND | 660 |
| | R | | T 103 | RESIDENTIAL LAND & IMPROVEMENTS | 807,240 |
| | | | | Taxable Total: | 807,900 |
| | R | | E 901 | RURAL RESIDENCE EXEMPTION (RAP) | 660 |
| | | | 100% | Alberta School Foundation Fund | Totals: 808,560 |
| 6781000 | SE-30-25-24-4 | 63.17 Acres | | Width 1050' | |
| | F LAND | | T 1 | FARMLAND | Taxable Total: 11,060 |
| | | | 100% | Alberta School Foundation Fund | |
| 6782000 | SE-30-25-24-4 | 15.32 Acres | | EASTERLY 270' IN LSD 2 & 7 | |
| | 245024 HWY 564 | | | | |
| | F LAND & IMPROVEMENTS | | T 1 | FARMLAND | 1,130 |
| | R | | T 103 | RESIDENTIAL LAND & IMPROVEMENTS | 353,870 |
| | | | | Taxable Total: | 355,000 |



2020 Assessment Roll (Valuation Date 1-July, 2020) 2021 Taxation Year, Wheatland County

Assessment Year: 2020
Tax Year: 2021

| Roll | Legal Address | | | | Total |
|---------|-------------------|---------------------|-------------|----------------------------------|--|
| | R | E | 901 | RURAL RESIDENCE EXEMPTION (RAP) | 1,130 |
| | R | E | 903 | FARM BUILDING EXEMPT | 3,380 |
| | | | 100% | Alberta School Foundation Fund | Exempt Total: 4,510 |
| | | | | | Totals: 359,510 |
| 6783000 | SE-30-25-24-4 | 4.91 Acres | | south of block e | |
| | 245018 HWY 564 | | | | |
| | F | LAND & IMPROVEMENTS | T | 1 | FARMLAND 190 |
| | R | | T | 103 | RESIDENTIAL LAND & IMPROVEMENTS 401,950 |
| | | | | | Taxable Total: 402,140 |
| | R | E | 901 | RURAL RESIDENCE EXEMPTION (RAP) | 24,600 |
| | R | E | 903 | FARM BUILDING EXEMPT | 20,960 |
| | | | 100% | Alberta School Foundation Fund | Exempt Total: 45,560 |
| | | | | | Totals: 447,700 |
| 6784010 | 1210610 6 1 | SE-30-25-24-4 | 2.39 Acres | N.E. Corner, N.E. of Nightingale | |
| | 254047 RGE RD 245 | | | | |
| | R | LAND & IMPROVEMENTS | T | 103 | RESIDENTIAL LAND & IMPROVEMENTS Taxable Total: 329,100 |
| | | | | 100% | Alberta School Foundation Fund |
| 6784020 | 1744AD A | SE-30-25-24-4 | 17.03 Acres | | |
| | 254039 RGE RD 245 | | | | |
| | F | LAND & IMPROVEMENTS | T | 1 | FARMLAND 1,420 |
| | R | | T | 103 | RESIDENTIAL LAND & IMPROVEMENTS 494,280 |
| | | | | | Taxable Total: 495,700 |
| | R | E | 901 | RURAL RESIDENCE EXEMPTION (RAP) | 1,420 |
| | R | E | 903 | FARM BUILDING EXEMPT | 16,930 |
| | | | 100% | Alberta School Foundation Fund | Exempt Total: 18,350 |
| | | | | | Totals: 514,050 |
| 6784030 | RY372 | SW-29-25-24-4 | 6.26 Acres | Rlwy R/W in Sec SW29 & SE30 | |
| | 254035 RGE RD 245 | | | | |
| | F | LAND & IMPROVEMENTS | T | 1 | FARMLAND 340 |
| | R | | T | 103 | RESIDENTIAL LAND & IMPROVEMENTS 188,600 |
| | | | | 100% | Christ The Redeemer Reg. 3 Taxable Total: 188,940 |
| 6784040 | RY372 | SE-30-25-24-4 | 13.95 Acres | Nightingale Station Grounds | |
| | F | LAND | T | 1 | FARMLAND Taxable Total: 1,440 |
| | | | | 100% | Alberta School Foundation Fund |
| 6784060 | 0512432 5 3 | SE-30-25-24-4 | 2.52 Acres | | |
| | 254022 RGE RD 245 | | | | |



2020 Assessment Roll (Valuation Date 1-July, 2020) 2021 Taxation Year, Wheatland County

Assessment Year: 2020
Tax Year: 2021

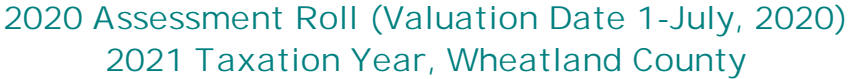
| Roll | Legal Address | | | | Total |
|---------|---------------|--|-------|---------------------------------|---------|
| 6784070 | R | LAND & IMPROVEMENTS | T 103 | RESIDENTIAL LAND & IMPROVEMENTS | 586,910 |
| | R | | E 901 | RURAL RESIDENCE EXEMPTION (RAP) | 6,490 |
| | | | 100% | Alberta School Foundation Fund | |
| | | | | Totals: | 593,400 |
| | | 0512432 5 2 SE-30-25-24-4 11.62 Acres 254006 RGE RD 245 | | | |
| 6784080 | F | LAND & IMPROVEMENTS | T 1 | FARMLAND | 1,120 |
| | R | | T 103 | RESIDENTIAL LAND & IMPROVEMENTS | 542,880 |
| | | | | Taxable Total: | 544,000 |
| | R | | E 901 | RURAL RESIDENCE EXEMPTION (RAP) | 1,120 |
| | | | 100% | Alberta School Foundation Fund | |
| | | | | Totals: | 545,120 |
| | | 1744AD E SE-30-25-24-4 4.64 Acres | | | |
| 6784090 | F | LAND | T 1 | FARMLAND | 210 |
| | | | 100% | Alberta School Foundation Fund | |
| | | | | Taxable Total: | |
| | | 0210822 3 9 SE-30-25-24-4 6.55 Acres 254034 RGE RD 245 | | | |
| | F | LAND & IMPROVEMENTS | T 1 | FARMLAND | 360 |
| 6785000 | R | | T 103 | RESIDENTIAL LAND & IMPROVEMENTS | 416,240 |
| | | | | Taxable Total: | 416,600 |
| | R | | E 901 | RURAL RESIDENCE EXEMPTION (RAP) | 360 |
| | | | 100% | Alberta School Foundation Fund | |
| | | | | Totals: | 416,960 |
| | | SW-30-25-24-4 159.00 Acres | | | |
| 6786000 | F | LAND | T 1 | FARMLAND | 20,420 |
| | | | 100% | Alberta School Foundation Fund | |
| | | | | Taxable Total: | |
| | | NE-31-25-24-4 159.34 Acres 255066 RGE RD 245 | | | |
| | F | LAND & IMPROVEMENTS | T 1 | FARMLAND | 12,630 |
| 6787000 | R | | T 103 | RESIDENTIAL LAND & IMPROVEMENTS | 269,390 |
| | | | | Taxable Total: | 282,020 |
| | R | | E 901 | RURAL RESIDENCE EXEMPTION (RAP) | 61,540 |
| | R | | E 903 | FARM BUILDING EXEMPT | 5,840 |
| | | | 100% | Alberta School Foundation Fund | |
| | | | | Exempt Total: | 67,380 |
| | | | | Totals: | 349,400 |
| | | NW-31-25-24-4 151.19 Acres | | | |
| | F | LAND | T 1 | FARMLAND | 20,460 |
| | | | | Taxable Total: | |



2020 Assessment Roll (Valuation Date 1-July, 2020) 2021 Taxation Year, Wheatland County

Assessment Year: 2020
Tax Year: 2021

| Roll | Legal Address | | | | | | Total |
|---------|--------------------------------|---------------------|-------------------------------------|-----|---------------------------------|----------------|---------|
| 6787010 | RY372 NW-31-25-24-4 8.81 Acres | | 100% Alberta School Foundation Fund | | | | |
| | | | Right of Way & Extra Lands | | | | |
| | F | LAND | T | 1 | FARMLAND | Taxable Total: | 720 |
| | | | 100% Alberta School Foundation Fund | | | | |
| 6788000 | SE-31-25-24-4 159.20 Acres | | | | | | |
| | F | LAND | T | 1 | FARMLAND | Taxable Total: | 17,630 |
| | | | 100% Alberta School Foundation Fund | | | | |
| 6789000 | SW-31-25-24-4 153.12 Acres | | | | | | |
| | F | LAND | T | 1 | FARMLAND | Taxable Total: | 23,270 |
| | | | 100% Alberta School Foundation Fund | | | | |
| 6789010 | RY372 SW-31-25-24-4 6.88 Acres | | | | | | |
| | | | Right of Way & Extra Lands | | | | |
| | F | LAND | T | 1 | FARMLAND | Taxable Total: | 550 |
| | | | 100% Alberta School Foundation Fund | | | | |
| 6790000 | NE-32-25-24-4 158.01 Acres | | | | | | |
| | F | LAND | T | 1 | FARMLAND | Taxable Total: | 14,630 |
| | | | 100% Alberta School Foundation Fund | | | | |
| 6791000 | NW-32-25-24-4 157.14 Acres | | | | | | |
| | 255049 RGE RD 245 | | | | | | |
| | F | LAND & IMPROVEMENTS | T | 1 | FARMLAND | | 17,080 |
| | R | | T | 103 | RESIDENTIAL LAND & IMPROVEMENTS | | 527,860 |
| | | | Taxable Total: | | | | 544,940 |
| | R | | E | 901 | RURAL RESIDENCE EXEMPTION (RAP) | | 61,540 |
| | | | 100% Alberta School Foundation Fund | | | | |
| | | | Totals: | | | | 606,480 |
| 6792000 | SE-32-25-24-4 158.01 Acres | | | | | | |
| | F | LAND | T | 1 | FARMLAND | Taxable Total: | 16,550 |
| | | | 100% Alberta School Foundation Fund | | | | |
| 6794000 | SW-32-25-24-4 159.00 Acres | | | | | | |
| | F | LAND | T | 1 | FARMLAND | Taxable Total: | 19,900 |



| Roll | Legal Address | | | | | Total |
|---------|-------------------------------------|---------------------|-------------------------------------|-----|--------------------------------------|---------|
| 6795000 | NE-33-25-24-4 | 101.75 Acres | 100% Alberta School Foundation Fund | | | |
| | North of Creek | | | | | |
| | F | LAND | T | 1 | FARMLAND | 9,840 |
| | 100% Alberta School Foundation Fund | | | | | |
| 6796000 | NE-33-25-24-4 | 51.86 Acres | 100% Alberta School Foundation Fund | | | |
| | South of Creek | | | | | |
| | F | LAND | T | 1 | FARMLAND | 4,440 |
| | 100% Alberta School Foundation Fund | | | | | |
| 6797000 | NE-33-25-24-4 | 3.85 Acres | 100% Alberta School Foundation Fund | | | |
| | Prtn of Road Allowance N Half | | | | | |
| | F | LAND | T | 1 | FARMLAND | 330 |
| | 100% Alberta School Foundation Fund | | | | | |
| 6798000 | NW-33-25-24-4 | 155.71 Acres | 100% Alberta School Foundation Fund | | | |
| | South of Creek | | | | | |
| | F | LAND | T | 1 | FARMLAND | 12,030 |
| | 100% Alberta School Foundation Fund | | | | | |
| 6799000 | SE-33-25-24-4 | 157.63 Acres | 100% Alberta School Foundation Fund | | | |
| | South of Creek | | | | | |
| | F | LAND | T | 1 | FARMLAND | 22,340 |
| | 100% Alberta School Foundation Fund | | | | | |
| 6800000 | SW-33-25-24-4 | 159.30 Acres | 100% Alberta School Foundation Fund | | | |
| | South of Creek | | | | | |
| | F | LAND | T | 1 | FARMLAND | 14,300 |
| | 100% Alberta School Foundation Fund | | | | | |
| 6801000 | NE-34-25-24-4 | 147.33 Acres | 100% Alberta School Foundation Fund | | | |
| | 242033 TWP RD 260 | | | | | |
| | F | LAND & IMPROVEMENTS | T | 1 | FARMLAND | 27,110 |
| | R | | T | 103 | RESIDENTIAL LAND & IMPROVEMENTS | 175,000 |
| | Taxable Total: | | | | | 202,110 |
| | R | | E | 901 | RURAL RESIDENCE EXEMPTION (RAP) | 11,900 |
| | 100% Alberta School Foundation Fund | | | | | |
| | Totals: | | | | | 214,010 |
| 6802000 | NW-34-25-24-4 | 122.94 Acres | 100% Alberta School Foundation Fund | | | |
| | 242065 TWP RD 260 | | | | | |
| | F | LAND & IMPROVEMENTS | T | 1 | FARMLAND | 21,990 |
| | NR | | T | 105 | NON-RESEIDENTIAL LAND & IMPROVEMENTS | 351,490 |



2020 Assessment Roll (Valuation Date 1-July, 2020) 2021 Taxation Year, Wheatland County

Assessment Year: 2020
Tax Year: 2021

| Roll | Legal Address | | | Total |
|---------|---|---------------------------------------|-------------------------------|---------|
| | | 100% Alberta School Foundation Fund | Taxable Total: | 373,480 |
| 6802010 | 1411811 1 1 NW-34-25-24-4 6.66 Acres 242053 TWP RD 260 | | 106 M west on NE Corner | |
| | R LAND & IMPROVEMENTS | T 103 RESIDENTIAL LAND & IMPROVEMENTS | Taxable Total: | 603,200 |
| | | 100% Alberta School Foundation Fund | | |
| 6802020 | 1411811 1 2 NW-34-25-24-4 3.00 Acres | | Northeast Corner | |
| | F LAND | T 1 FARMLAND | Taxable Total: | 260 |
| | | 100% Alberta School Foundation Fund | | |
| 6803000 | NW-34-25-24-4 23.80 Acres | | Southwest of Creek | |
| | F LAND | T 1 FARMLAND | Taxable Total: | 2,270 |
| | | 100% Christ The Redeemer Reg. 3 | | |
| 6804000 | SE-34-25-24-4 71.35 Acres | | West of Creek | |
| | F LAND | T 1 FARMLAND | Taxable Total: | 12,890 |
| | | 100% Christ The Redeemer Reg. 3 | | |
| 6805000 | SE-34-25-24-4 54.75 Acres | | Northeast of Canal | |
| | F LAND | T 1 FARMLAND | Taxable Total: | 8,360 |
| | | 100% Alberta School Foundation Fund | | |
| 6806000 | 4557JK A SE-34-25-24-4 26.23 Acres 254052 HWY 21 | | | |
| | F LAND & IMPROVEMENTS | T 1 FARMLAND | | 2,590 |
| | R | T 103 RESIDENTIAL LAND & IMPROVEMENTS | | 646,470 |
| | | | Taxable Total: | 649,060 |
| | R | E 901 RURAL RESIDENCE EXEMPTION (RAP) | | 4,230 |
| | R | E 903 FARM BUILDING EXEMPT | | 17,600 |
| | | 100% Alberta School Foundation Fund | Exempt Total: | 21,830 |
| | | | Totals: | 670,890 |
| 6807000 | SW-34-25-24-4 125.55 Acres | | South of Canal, North of Rlwy | |
| | F LAND | T 1 FARMLAND | Taxable Total: | 16,200 |
| | | 100% Christ The Redeemer Reg. 3 | | |
| 6808000 | SW-34-25-24-4 19.20 Acres | | North of Canal | |



2020 Assessment Roll (Valuation Date 1-July, 2020) 2021 Taxation Year, Wheatland County

Assessment Year: 2020
Tax Year: 2021

| Roll | Legal Address | | | | | Taxable Total: | Total |
|---------|-------------------|--------------------------|---|-----|-------------------------------------|-------------------------------|---------|
| 6809000 | F | LAND | T | 1 | FARMLAND | | 1,800 |
| | | | | | 100% Alberta School Foundation Fund | | |
| | SW-34-25-24-4 | 7.85 Acres | | | | Southeast Corner Sout of Rlwy | |
| 6810000 | F | LAND | T | 1 | FARMLAND | Taxable Total: | 1,070 |
| | | | | | 100% Alberta School Foundation Fund | | |
| | E -35-25-24-4 | 182.13 Acres | | | | NORTH OF RAILWAY | |
| | 255050 RGE RD 241 | | | | | | |
| | F | LAND & IMPROVEMENTS | T | 1 | FARMLAND | | 24,630 |
| | R | | T | 103 | RESIDENTIAL LAND & IMPROVEMENTS | | 212,930 |
| | | | | | | Taxable Total: | 237,560 |
| | R | | E | 901 | RURAL RESIDENCE EXEMPTION (RAP) | | 30,770 |
| | | | | | 100% Alberta School Foundation Fund | Totals: | 268,330 |
| 6811000 | NW-35-25-24-4 | 158.01 Acres | | | | | |
| 6812000 | F | LAND | T | 1 | FARMLAND | Taxable Total: | 25,470 |
| | | | | | 100% Alberta School Foundation Fund | | |
| | SE-35-25-24-4 | 80.04 Acres | | | | South of Canal | |
| | 255002 RGE RD 241 | | | | | | |
| | F | LAND & IMPROVEMENTS | T | 1 | FARMLAND | | 13,480 |
| | R | | T | 103 | RESIDENTIAL LAND & IMPROVEMENTS | | 390,870 |
| | | | | | | Taxable Total: | 404,350 |
| | R | | E | 901 | RURAL RESIDENCE EXEMPTION (RAP) | | 42,430 |
| | | | | | 100% Christ The Redeemer Reg. 3 | Totals: | 446,780 |
| 6814000 | SE-35-25-24-4 | 7.35 Acres | | | | S of Stn Grds & N of Creek | |
| 6816000 | F | LAND | T | 1 | FARMLAND | Taxable Total: | 640 |
| | | | | | 100% Alberta School Foundation Fund | | |
| | SE-35-25-24-4 | 2.33 Acres | | | | S OF STN. GRNDS. N OF CREEK | |
| | F | LAND | T | 1 | FARMLAND | Taxable Total: | 250 |
| | | | | | 100% Alberta School Foundation Fund | | |
| 6816010 | 9711105 3 | SE-35-25-24-4 4.57 Acres | | | | | |
| | R | LAND | T | 104 | RESIDENTIAL VACANT LAND | Taxable Total: | 6,400 |
| | | | | | 100% Alberta School Foundation Fund | | |



2020 Assessment Roll (Valuation Date 1-July, 2020) 2021 Taxation Year, Wheatland County

Assessment Year: 2020
Tax Year: 2021

| Roll | Legal Address | Total |
|---------|---|-------|
| 6817000 | SE-35-25-24-4 2.70 Acres Westerly Ptn. N of can. S of R\R | |
| | F LAND T 1 FARMLAND Taxable Total: 290 100% Christ The Redeemer Reg. 3 | |
| 6818000 | 1311881 4 1 SE-35-25-24-4 0.98 Acres 255026 RGE RD 241 lane S of PI 832CN N of R\R | |
| | R LAND & IMPROVEMENTS T 103 RESIDENTIAL LAND & IMPROVEMENTS Taxable Total: 410,000 100% Alberta School Foundation Fund | |
| 6819010 | 832CN 1 3,7&10,23 SE-35-25-24-4 2.55 Acres LOTS 1, 3 TO 7 & 10 TO 23 | |
| | F LAND T 1 FARMLAND Taxable Total: 270 100% Alberta School Foundation Fund | |
| 6819030 | 832CN 1 2 SE-35-25-24-4 3,900 Sq. Feet | |
| | NR LAND E 160 TAX RECOVERY EXEMPT Exempt Total: 10,260 100% Alberta School Foundation Fund | |
| 6819040 | 832CN 1 8,9 SE-35-25-24-4 7,800 Sq. Feet | |
| | R LAND T 104 RESIDENTIAL VACANT LAND Taxable Total: 18,200 100% Alberta School Foundation Fund | |
| 6819060 | 832CN 2 1-23 SE-35-25-24-4 2.82 Acres | |
| | F LAND T 1 FARMLAND Taxable Total: 300 100% Alberta School Foundation Fund | |
| 6819080 | 832CN R SE-35-25-24-4 2.00 Acres | |
| | NR LAND E 154 PROVINCIAL EXEMPT Exempt Total: 68,430 100% Alberta School Foundation Fund | |
| 6819090 | RW172 RLY 25 SE-35-25-24-4 7.07 Acres & RLY25 Railway Station Grnd | |
| | R LAND T 104 RESIDENTIAL VACANT LAND Taxable Total: 89,100 100% Alberta School Foundation Fund | |
| 6820000 | SW-35-25-24-4 86.00 Acres 254083D HWY 21 South of Railway West of Hwy | |
| | F LAND & IMPROVEMENTS T 1 FARMLAND 9,590 | |



2020 Assessment Roll (Valuation Date 1-July, 2020) 2021 Taxation Year, Wheatland County

Assessment Year: 2020
Tax Year: 2021

| Roll | Legal Address | | | | Total |
|---------|----------------|---------------------|-------------------------------------|---------------------------------|---------|
| 6820010 | R | | T 103 | RESIDENTIAL LAND & IMPROVEMENTS | 191,270 |
| | | | | Taxable Total: | 200,860 |
| | R | | E 901 | RURAL RESIDENCE EXEMPTION (RAP) | 10,330 |
| | | | 100% Christ The Redeemer Reg. 3 | Totals: | 211,190 |
| 6820010 | 9510757 4 | SW-35-25-24-4 | 33.26 Acres | North of R/R & East of Canal | |
| | 255037 HWY 21 | | | | |
| 6820020 | F | LAND & IMPROVEMENTS | T 1 | FARMLAND | 4,620 |
| | R | | T 103 | RESIDENTIAL LAND & IMPROVEMENTS | 352,780 |
| | | | | Taxable Total: | 357,400 |
| | R | | E 901 | RURAL RESIDENCE EXEMPTION (RAP) | 61,540 |
| | R | | E 903 | FARM BUILDING EXEMPT | 38,900 |
| | | | 100% Christ The Redeemer Reg. 3 | Exempt Total: | 100,440 |
| | | | | Totals: | 457,840 |
| 6820020 | 9510759 1 | SW-35-25-24-4 | 3.18 Acres | East of Highway & Southernly | |
| | 254083C HWY 21 | | | | |
| 6820030 | R | LAND & IMPROVEMENTS | T 103 | RESIDENTIAL LAND & IMPROVEMENTS | 251,900 |
| | | | 100% Alberta School Foundation Fund | Taxable Total: | |
| 6820030 | 9510757 3 | SW-35-25-24-4 | 2.67 Acres | NorthWest Corner | |
| 6820040 | F | LAND | T 1 | FARMLAND | 460 |
| | | | 100% Christ The Redeemer Reg. 3 | Taxable Total: | |
| 6820040 | SW-35-25-24-4 | 13.10 Acres | | SOUTH OF RAILWAY & WEST OF RD | |
| 6821000 | F | LAND | T 1 | FARMLAND | 1,640 |
| | | | 100% Alberta School Foundation Fund | Taxable Total: | |
| 6821000 | 0513781 1 2 | NE-36-25-24-4 | 147.66 Acres | SE 2.5 ac. | |
| 6821010 | F | LAND | T 1 | FARMLAND | 29,580 |
| | | | 100% Christ The Redeemer Reg. 3 | Taxable Total: | |
| 6821010 | 0513781 1 1 | NE-36-25-24-4 | 3.00 Acres | NE Corner | |
| | 240001 HWY 564 | | | | |
| 6822000 | R | LAND & IMPROVEMENTS | T 103 | RESIDENTIAL LAND & IMPROVEMENTS | 325,900 |
| | | | 100% Alberta School Foundation Fund | Taxable Total: | |
| 6822000 | NE-36-25-24-4 | 5.75 Acres | | Southeast Corner | |
| 6822000 | F | LAND | T 1 | FARMLAND | 490 |
| | | | | Taxable Total: | |



2020 Assessment Roll (Valuation Date 1-July, 2020) 2021 Taxation Year, Wheatland County

Assessment Year: 2020
Tax Year: 2021

| Roll | Legal Address | | | | | | Total |
|---------|-------------------------|---------------------|-------------------------------------|-----|---------------------------------|----------------|---------|
| | | | 100% Alberta School Foundation Fund | | | | |
| 6823000 | NE-36-25-24-4 | 0.57 Acres | Southwest Corner | | | | |
| | R | LAND | T | 104 | RESIDENTIAL VACANT LAND | Taxable Total: | 600 |
| | | | 100% Alberta School Foundation Fund | | | | |
| 6824000 | NW-36-25-24-4 | 146.36 Acres | | | | | |
| | F | LAND | T | 1 | FARMLAND | Taxable Total: | 34,580 |
| | | | 100% Alberta School Foundation Fund | | | | |
| 6824010 | 9411900 1 NW-36-25-24-4 | 11.49 Acres | Northwest Corner | | | | |
| | | 255069 RGE RD 241 | | | | | |
| | F | LAND & IMPROVEMENTS | T | 1 | FARMLAND | | 620 |
| | R | | T | 103 | RESIDENTIAL LAND & IMPROVEMENTS | | 218,280 |
| | | | Taxable Total: | | | | 218,900 |
| | R | | E | 901 | RURAL RESIDENCE EXEMPTION (RAP) | | 620 |
| | | | 100% Alberta School Foundation Fund | | | | |
| | | | Totals: | | | | 219,520 |
| 6825000 | SE-36-25-24-4 | 138.40 Acres | | | | | |
| | F | LAND | T | 1 | FARMLAND | Taxable Total: | 19,100 |
| | | | 100% Alberta School Foundation Fund | | | | |
| 6826000 | SE-36-25-24-4 | 11.49 Acres | North of Canal | | | | |
| | F | LAND | T | 1 | FARMLAND | Taxable Total: | 970 |
| | | | 100% Alberta School Foundation Fund | | | | |
| 6828000 | SW-36-25-24-4 | 139.72 Acres | | | | | |
| | F | LAND | T | 1 | FARMLAND | Taxable Total: | 18,230 |
| | | | 100% Alberta School Foundation Fund | | | | |
| 6829000 | SW-36-25-24-4 | 8.85 Acres | South of Rlwy & West of Canal | | | | |
| | | 255011 RGE RD 241 | | | | | |
| | F | LAND & IMPROVEMENTS | T | 1 | FARMLAND | | 510 |
| | R | | T | 103 | RESIDENTIAL LAND & IMPROVEMENTS | | 601,590 |
| | | | Taxable Total: | | | | 602,100 |
| | R | | E | 901 | RURAL RESIDENCE EXEMPTION (RAP) | | 510 |
| | | | 100% Alberta School Foundation Fund | | | | |
| | | | Totals: | | | | 602,610 |



2020 Assessment Roll (Valuation Date 1-July, 2020) 2021 Taxation Year, Wheatland County

Assessment Year: 2020
Tax Year: 2021

| Roll | Legal Address | Total |
|---------|---|---|
| 6833000 | 0210821 3 5 SE-30-25-24-4 1.95 Acres 254044 RGE RD 245 | |
| | R LAND & IMPROVEMENTS T 103 RESIDENTIAL LAND & IMPROVEMENTS Taxable Total: 100% Alberta School Foundation Fund | 435,500 |
| 6836000 | 0210821 3 7 SE-30-25-24-4 0.54 Acres 254036 RGE RD 245 | |
| | R LAND & IMPROVEMENTS T 103 RESIDENTIAL LAND & IMPROVEMENTS Taxable Total: 100% The Golden Hills Reg. Div. 15 | 296,600 |
| 6837000 | 0210821 3 6 SE-30-25-24-4 3.97 Acres 254040 RGE RD 245 | NIGHTINGALE COMMUNITY HALL Nightingale Community Hall |
| | NR LAND & IMPROVEMENTS E 165 CHARITABLE & WELFARE EXEMPT Exempt Total: 100% Alberta School Foundation Fund | 668,260 |
| 6838000 | 7911063 3 3 SE-30-25-24-4 7,500 Sq. Feet | |
| | NR LAND E 155 WHEATLAND COUNTY EXEMPT Exempt Total: 100% Alberta School Foundation Fund | 34,170 |
| 6839000 | 7911063 3 4 SE-30-25-24-4 24,900 Sq. Feet 254042 RGE RD 245 | |
| | R LAND & IMPROVEMENTS T 103 RESIDENTIAL LAND & IMPROVEMENTS Taxable Total: 100% Alberta School Foundation Fund | 251,900 |
| 6840000 | 1744AD 4 1-11 SE-30-25-24-4 0.82 Acres 254032 RGE RD 245 | |
| | R LAND & IMPROVEMENTS T 103 RESIDENTIAL LAND & IMPROVEMENTS Taxable Total: 100% The Golden Hills Reg. Div. 15 | 244,700 |
| 6841000 | 0913786 5 7 SE-30-25-24-4 1.66 Acres 254028 RGE RD 245 | SW CORNER LSD 8 |
| | R LAND & IMPROVEMENTS T 103 RESIDENTIAL LAND & IMPROVEMENTS Taxable Total: 100% Alberta School Foundation Fund | 532,100 |
| 6841001 | 0913786 5 8 SE-30-25-24-4 1.50 Acres 254026 RGE RD 245 | NW CORNER LSD 1 |
| | R LAND & IMPROVEMENTS T 103 RESIDENTIAL LAND & IMPROVEMENTS Taxable Total: 100% Alberta School Foundation Fund | 514,300 |
| 6841002 | 1611660 5 10 SE-30-25-24-4 2.19 Acres | West central of LSD 1 |
| | F LAND T 1 FARMLAND Taxable Total: | 240 |



2020 Assessment Roll (Valuation Date 1-July, 2020) 2021 Taxation Year, Wheatland County

Assessment Year: 2020
Tax Year: 2021

| Roll | Legal Address | | | | | | | | Total |
|---------|---------------|---------------------|--------------|------------------------------|-------------------------------------|--|----------------|---------|-------|
| | | | | | 100% Alberta School Foundation Fund | | | | |
| 6841003 | 0913786 5 9 | SE-30-25-24-4 | 1.50 Acres | NW CORNER LSD 1 | | | | | |
| | R | LAND & IMPROVEMENTS | | T | 103 | RESIDENTIAL LAND & IMPROVEMENTS Taxable Total: | | 536,900 | |
| | | | | | | 50% The Golden Hills Reg. Div. 15 | | | |
| | | | | | | 50% Christ The Redeemer Reg. 3 | | | |
| 6841004 | 0814338 5 6 | SE-30-25-24-4 | 4.00 Acres | | | | | | |
| | R | LAND & IMPROVEMENTS | | T | 103 | RESIDENTIAL LAND & IMPROVEMENTS Taxable Total: | | 487,800 | |
| | | | | | | 100% Alberta School Foundation Fund | | | |
| 6841005 | 1611660 5 11 | SE-30-25-24-4 | 2.19 Acres | E 58 m of west central LSD 1 | | | | | |
| | F | LAND | | T | 1 | FARMLAND | Taxable Total: | 240 | |
| | | | | | | 100% Alberta School Foundation Fund | | | |
| 6853010 | SE-30-25-24-4 | | 1.69 Acres | Nightingale R/R Right-of-way | | | | | |
| | F | LAND | | T | 1 | FARMLAND | Taxable Total: | 120 | |
| | | | | | | 100% Alberta School Foundation Fund | | | |
| 6907000 | NE-1-26-24-4 | | 160.00 Acres | | | | | | |
| | F | LAND | | T | 1 | FARMLAND | Taxable Total: | 40,980 | |
| | | | | | | 100% Christ The Redeemer Reg. 3 | | | |
| 6908000 | NW-1-26-24-4 | | 80.25 Acres | North Half | | | | | |
| | F | LAND & IMPROVEMENTS | | T | 1 | FARMLAND | | 13,130 | |
| | R | | | T | 103 | RESIDENTIAL LAND & IMPROVEMENTS | | 616,880 | |
| | | | | | | Taxable Total: | | 630,010 | |
| | R | | | E | 901 | RURAL RESIDENCE EXEMPTION (RAP) | | 27,920 | |
| | R | | | E | 903 | FARM BUILDING EXEMPT | | 115,960 | |
| | | | | | | 100% Christ The Redeemer Reg. 3 | | | |
| | | | | | | Exempt Total: | | 143,880 | |
| | | | | | | Totals: | | 773,890 | |
| 6908010 | 1612501 1 1 | NW-1-26-24-4 | 79.25 Acres | South Half | | | | | |
| | F | LAND & IMPROVEMENTS | | T | 1 | FARMLAND | | 11,320 | |
| | R | | | T | 103 | RESIDENTIAL LAND & IMPROVEMENTS | | 279,310 | |
| | | | | | | Taxable Total: | | 290,630 | |



2020 Assessment Roll (Valuation Date 1-July, 2020) 2021 Taxation Year, Wheatland County

Assessment Year: 2020
Tax Year: 2021

| Roll | Legal Address | | | | Total |
|---------|------------------------|-------------------|-------------------------------------|---------------------------------|------------------------|
| | R | | E 901 | RURAL RESIDENCE EXEMPTION (RAP) | 61,540 |
| | R | | E 903 | FARM BUILDING EXEMPT | 13,950 |
| | | | 100% Christ The Redeemer Reg. 3 | Exempt Total: | 75,490 |
| | | | | Totals: | 366,120 |
| 6909000 | SE-1-26-24-4 | 158.01 Acres | | | |
| | F LAND | | T 1 | FARMLAND | Taxable Total: 35,840 |
| | | | 100% Christ The Redeemer Reg. 3 | | |
| 6910000 | SW-1-26-24-4 | 158.01 Acres | | | |
| | F LAND | | T 1 | FARMLAND | Taxable Total: 26,360 |
| | | | 100% Christ The Redeemer Reg. 3 | | |
| 6911000 | NE-2-26-24-4 | 160.00 Acres | | | |
| | F LAND | | T 1 | FARMLAND | Taxable Total: 19,430 |
| | | | 100% Alberta School Foundation Fund | | |
| 6912000 | NW-2-26-24-4 | 155.95 Acres | | | |
| | F LAND | | T 1 | FARMLAND | Taxable Total: 28,750 |
| | | | 100% Alberta School Foundation Fund | | |
| 6913000 | SE-2-26-24-4 | 155.01 Acres | | | |
| | | 241024 HWY 564 | | | |
| | F LAND & IMPROVEMENTS | | T 1 | FARMLAND | 16,900 |
| | R | | T 103 | RESIDENTIAL LAND & IMPROVEMENTS | 529,560 |
| | | | | Taxable Total: | 546,460 |
| | R | | E 901 | RURAL RESIDENCE EXEMPTION (RAP) | 59,840 |
| | | | 100% Alberta School Foundation Fund | Totals: | 606,300 |
| 6913010 | 9810956 1 SE-2-26-24-4 | 3.00 Acres | | 527' SOUTH OF NORTHEAST CORNER | |
| | | 260030 RGE RD 241 | | | |
| | R LAND & IMPROVEMENTS | | T 103 | RESIDENTIAL LAND & IMPROVEMENTS | Taxable Total: 502,600 |
| | | | 100% Alberta School Foundation Fund | | |
| 6914000 | SW-2-26-24-4 | 156.34 Acres | | | |
| | F LAND | | T 1 | FARMLAND | Taxable Total: 23,920 |
| | | | 100% Alberta School Foundation Fund | | |



2020 Assessment Roll (Valuation Date 1-July, 2020) 2021 Taxation Year, Wheatland County

Assessment Year: 2020
Tax Year: 2021

| Roll | Legal Address | | | | | Total |
|---------|---|---|-----|-------------------------------------|----------------|---------|
| 6915000 | NE-3-26-24-4 155.95 Acres | | | | | |
| | F LAND | T | 1 | FARMLAND | Taxable Total: | 17,550 |
| | | | | 100% The Golden Hills Reg. Div. 15 | | |
| 6916000 | NW-3-26-24-4 155.00 Acres | | | | | |
| | F LAND | T | 1 | FARMLAND | Taxable Total: | 22,350 |
| | | | | 100% The Golden Hills Reg. Div. 15 | | |
| 6917000 | SE-3-26-24-4 260022 HWY 21 152.29 Acres | | | | | |
| | F LAND & IMPROVEMENTS | T | 1 | FARMLAND | | 28,760 |
| | R | T | 103 | RESIDENTIAL LAND & IMPROVEMENTS | | 339,750 |
| | | | | | Taxable Total: | 368,510 |
| | R | E | 901 | RURAL RESIDENCE EXEMPTION (RAP) | | 92,310 |
| | R | E | 903 | FARM BUILDING EXEMPT | | 7,960 |
| | | | | 100% The Golden Hills Reg. Div. 15 | Exempt Total: | 100,270 |
| | | | | | Totals: | 468,780 |
| 6918000 | SW-3-26-24-4 155.20 Acres | | | | | |
| | F LAND | T | 1 | FARMLAND | Taxable Total: | 30,200 |
| | | | | 100% The Golden Hills Reg. Div. 15 | | |
| 6919000 | NE-4-26-24-4 160.00 Acres | | | | | |
| | F LAND | T | 1 | FARMLAND | Taxable Total: | 26,680 |
| | | | | 100% Alberta School Foundation Fund | | |
| 6920000 | NW-4-26-24-4 260047 RGE RD 244 160.00 Acres | | | | | |
| | F LAND & IMPROVEMENTS | T | 1 | FARMLAND | | 27,140 |
| | R | T | 103 | RESIDENTIAL LAND & IMPROVEMENTS | | 243,770 |
| | | | | | Taxable Total: | 270,910 |
| | R | E | 901 | RURAL RESIDENCE EXEMPTION (RAP) | | 92,310 |
| | R | E | 903 | FARM BUILDING EXEMPT | | 5,390 |
| | | | | 100% Alberta School Foundation Fund | Exempt Total: | 97,700 |
| | | | | | Totals: | 368,610 |
| 6921000 | SE-4-26-24-4 159.30 Acres | | | | | |
| | F LAND | T | 1 | FARMLAND | Taxable Total: | 29,400 |



2020 Assessment Roll (Valuation Date 1-July, 2020) 2021 Taxation Year, Wheatland County

Assessment Year: 2020
Tax Year: 2021

| Roll | Legal Address | | | | | | Total |
|---------|-----------------------|--------------|-------------------------------------|---------------------------------|--|----------------|---------|
| | | | 100% The Golden Hills Reg. Div. 15 | | | | |
| 6922000 | SW-4-26-24-4 | 160.00 Acres | | | | | |
| | 260017 RGE RD 244 | | | | | | |
| | F LAND & IMPROVEMENTS | | T 1 | FARMLAND | | | 24,810 |
| | R | | T 103 | RESIDENTIAL LAND & IMPROVEMENTS | | | 298,160 |
| | | | Taxable Total: | | | | 322,970 |
| | R | | E 901 | RURAL RESIDENCE EXEMPTION (RAP) | | | 61,540 |
| | | | 100% Alberta School Foundation Fund | | | | |
| | | | Totals: | | | | 384,510 |
| 6923000 | NE-5-26-24-4 | 160.00 Acres | | | | | |
| | F LAND | | T 1 | FARMLAND | | Taxable Total: | 25,650 |
| | | | 100% Alberta School Foundation Fund | | | | |
| 6924000 | NW-5-26-24-4 | 159.00 Acres | | | | | |
| | F LAND | | T 1 | FARMLAND | | Taxable Total: | 13,370 |
| | | | 100% Alberta School Foundation Fund | | | | |
| 6925000 | SE-5-26-24-4 | 160.00 Acres | | | | | |
| | F LAND | | T 1 | FARMLAND | | Taxable Total: | 22,600 |
| | | | 100% Alberta School Foundation Fund | | | | |
| 6926000 | SW-5-26-24-4 | 159.00 Acres | | | | | |
| | 260013 RGE RD 245 | | | | | | |
| | F LAND & IMPROVEMENTS | | T 1 | FARMLAND | | | 14,100 |
| | R | | T 103 | RESIDENTIAL LAND & IMPROVEMENTS | | | 479,700 |
| | | | Taxable Total: | | | | 493,800 |
| | R | | E 901 | RURAL RESIDENCE EXEMPTION (RAP) | | | 14,100 |
| | | | 100% Alberta School Foundation Fund | | | | |
| | | | Totals: | | | | 507,900 |
| 6927000 | NE-6-26-24-4 | 159.00 Acres | | | | | |
| | F LAND | | T 1 | FARMLAND | | Taxable Total: | 22,540 |
| | | | 100% Alberta School Foundation Fund | | | | |
| 6928000 | NW-6-26-24-4 | 158.77 Acres | | | | | |
| | F LAND | | T 1 | FARMLAND | | Taxable Total: | 17,860 |
| | | | 100% Christ The Redeemer Reg. 3 | | | | |



2020 Assessment Roll (Valuation Date 1-July, 2020) 2021 Taxation Year, Wheatland County

Assessment Year: 2020
Tax Year: 2021

| Roll | Legal Address | | | | | | Total |
|---------|------------------------|---------------------|---|-----|-------------------------------------|----------------|-------------------------------|
| 6929000 | SE-6-26-24-4 | 159.00 Acres | | | | | |
| | F | LAND | T | 1 | FARMLAND | Taxable Total: | 14,490 |
| | | | | | 100% Alberta School Foundation Fund | | |
| 6930000 | SW-6-26-24-4 | 145.63 Acres | | | | | |
| | F | LAND | T | 1 | FARMLAND | Taxable Total: | 15,040 |
| | | | | | 100% Alberta School Foundation Fund | | |
| 6930010 | RY372 SW-6-26-24-4 | 5.44 Acres | | | | | |
| | | | | | | | Railway & Extra R of Way |
| | F | LAND | T | 1 | FARMLAND | Taxable Total: | 320 |
| | | | | | 100% Alberta School Foundation Fund | | |
| 6931000 | SW-6-26-24-4 | 5.20 Acres | | | | | |
| | | | | | | | Southwest Corner West of RIRd |
| | F | LAND | T | 1 | FARMLAND | Taxable Total: | 410 |
| | | | | | 100% Alberta School Foundation Fund | | |
| 6932000 | NE-7-26-24-4 | 158.04 Acres | | | | | |
| | F | LAND | T | 1 | FARMLAND | Taxable Total: | 20,550 |
| | | | | | 100% Alberta School Foundation Fund | | |
| 6933000 | NW-7-26-24-4 | 155.10 Acres | | | | | |
| | | 261057A RGE RD 250 | | | | | |
| | F | LAND & IMPROVEMENTS | T | 1 | FARMLAND | | 18,830 |
| | R | | T | 103 | RESIDENTIAL LAND & IMPROVEMENTS | | 540,890 |
| | | | | | | Taxable Total: | 559,720 |
| | R | | E | 901 | RURAL RESIDENCE EXEMPTION (RAP) | | 92,310 |
| | | | | | 100% Christ The Redeemer Reg. 3 | Totals: | 652,030 |
| 6933010 | 9710503 1 NW-7-26-24-4 | 4.90 Acres | | | | | |
| | | 245041 TWP RD 262 | | | | | NORTHEAST CORNER |
| | F | LAND & IMPROVEMENTS | T | 1 | FARMLAND | | 220 |
| | R | | T | 103 | RESIDENTIAL LAND & IMPROVEMENTS | | 678,910 |
| | | | | | | Taxable Total: | 679,130 |
| | R | | E | 901 | RURAL RESIDENCE EXEMPTION (RAP) | | 26,790 |
| | R | | E | 903 | FARM BUILDING EXEMPT | | 100,330 |
| | | | | | | Exempt Total: | 127,120 |
| | | | | | | Totals: | 806,250 |



2020 Assessment Roll (Valuation Date 1-July, 2020) 2021 Taxation Year, Wheatland County

Assessment Year: 2020
Tax Year: 2021

| Roll | Legal Address | 100% Alberta School Foundation Fund | | | | Total |
|---------|---|-------------------------------------|-------------------------------------|------------------|---------|-------|
| 6934000 | SE-7-26-24-4 159.00 Acres 261016 RGE RD 245 | | | | | |
| | F LAND & IMPROVEMENTS | T 1 | FARMLAND | | 21,360 | |
| | R | T 103 | RESIDENTIAL LAND & IMPROVEMENTS | | 429,040 | |
| | | | | Taxable Total: | 450,400 | |
| | R | E 901 | RURAL RESIDENCE EXEMPTION (RAP) | | 21,360 | |
| | R | E 903 | FARM BUILDING EXEMPT | | 8,200 | |
| | | | 100% Alberta School Foundation Fund | Exempt Total: | 29,560 | |
| | | | | Totals: | 479,960 | |
| 6935000 | SW-7-26-24-4 151.40 Acres | | | | | |
| | F LAND | T 1 | FARMLAND | Taxable Total: | 16,370 | |
| | | | 100% Christ The Redeemer Reg. 3 | | | |
| 6936000 | 4082FL A SW-7-26-24-4 8.60 Acres 261011 RGE RD 250 | | | Southwest Corner | | |
| | F LAND & IMPROVEMENTS | T 1 | FARMLAND | | 460 | |
| | R | T 103 | RESIDENTIAL LAND & IMPROVEMENTS | | 584,640 | |
| | | | | Taxable Total: | 585,100 | |
| | R | E 901 | RURAL RESIDENCE EXEMPTION (RAP) | | 460 | |
| | R | E 903 | FARM BUILDING EXEMPT | | 31,620 | |
| | | | 100% Alberta School Foundation Fund | Exempt Total: | 32,080 | |
| | | | | Totals: | 617,180 | |
| 6937000 | NE-8-26-24-4 160.00 Acres | | | | | |
| | F LAND | T 1 | FARMLAND | Taxable Total: | 24,330 | |
| | | | 100% Alberta School Foundation Fund | | | |
| 6938000 | NW-8-26-24-4 159.00 Acres 261063 RGE RD 245 | | | | | |
| | F LAND & IMPROVEMENTS | T 1 | FARMLAND | | 18,610 | |
| | R | T 103 | RESIDENTIAL LAND & IMPROVEMENTS | | 309,580 | |
| | | | | Taxable Total: | 328,190 | |
| | R | E 901 | RURAL RESIDENCE EXEMPTION (RAP) | | 45,020 | |
| | | | 100% Alberta School Foundation Fund | Totals: | 373,210 | |
| 6939000 | SE-8-26-24-4 160.00 Acres | | | | | |
| | F LAND | T 1 | FARMLAND | Taxable Total: | 17,780 | |
| | | | 100% Alberta School Foundation Fund | | | |



2020 Assessment Roll (Valuation Date 1-July, 2020) 2021 Taxation Year, Wheatland County

Assessment Year: 2020
Tax Year: 2021

| Roll | Legal Address | | | | Total |
|---------|---|-------------------------------------|-------------------------------------|----------------|-------------------------|
| 6940000 | SW-8-26-24-4 159.00 Acres 261015 RGE RD 245 | | | | |
| | F LAND & IMPROVEMENTS | T 1 | FARMLAND | | 16,270 |
| | R | T 103 | RESIDENTIAL LAND & IMPROVEMENTS | | 492,560 |
| | | | Taxable Total: | | 508,830 |
| | R | E 901 | RURAL RESIDENCE EXEMPTION (RAP) | | 16,270 |
| | R | E 903 | FARM BUILDING EXEMPT | | 75,830 |
| | | 100% Alberta School Foundation Fund | Exempt Total: | | 92,100 |
| | | | Totals: | | 600,930 |
| 6941000 | NE-9-26-24-4 145.10 Acres 243039 TWP RD 262 | | | | |
| | F LAND & IMPROVEMENTS | T 1 | FARMLAND | | 18,370 |
| | R | T 103 | RESIDENTIAL LAND & IMPROVEMENTS | | 248,060 |
| | | | Taxable Total: | | 266,430 |
| | R | E 901 | RURAL RESIDENCE EXEMPTION (RAP) | | 61,540 |
| | R | E 903 | FARM BUILDING EXEMPT | | 12,300 |
| | | 100% Alberta School Foundation Fund | Exempt Total: | | 73,840 |
| | | | Totals: | | 340,270 |
| 6941010 | 8810728 1 NE-9-26-24-4 10.00 Acres 243019 TWP RD 262 | | | | Northwest Corner LSD 16 |
| | F LAND & IMPROVEMENTS | T 1 | FARMLAND | | 580 |
| | R | T 103 | RESIDENTIAL LAND & IMPROVEMENTS | | 373,820 |
| | | | Taxable Total: | | 374,400 |
| | R | E 901 | RURAL RESIDENCE EXEMPTION (RAP) | | 580 |
| | R | E 903 | FARM BUILDING EXEMPT | | 21,100 |
| | | 100% Alberta School Foundation Fund | Exempt Total: | | 21,680 |
| | | | Totals: | | 396,080 |
| 6942000 | NW-9-26-24-4 160.00 Acres | | | | |
| | F LAND | T 1 | FARMLAND | Taxable Total: | 26,160 |
| | | | 100% Alberta School Foundation Fund | | |
| 6943000 | SE-9-26-24-4 154.40 Acres | | | | |
| | F LAND | T 1 | FARMLAND | Taxable Total: | 28,060 |
| | | | 100% Alberta School Foundation Fund | | |
| 6944000 | SW-9-26-24-4 156.20 Acres 261009 RGE RD 244 | | | | |



2020 Assessment Roll (Valuation Date 1-July, 2020) 2021 Taxation Year, Wheatland County

Assessment Year: 2020
Tax Year: 2021

| Roll | Legal Address | | | | Total |
|---------|---|---------------------|---|--|---------|
| 6944010 | F | LAND & IMPROVEMENTS | T | 1 FARMLAND | 25,670 |
| | R | | T | 103 RESIDENTIAL LAND & IMPROVEMENTS | 295,030 |
| | Taxable Total: | | | | 320,700 |
| | R | | E | 901 RURAL RESIDENCE EXEMPTION (RAP) | 25,670 |
| | 100% Alberta School Foundation Fund Totals: | | | | 346,370 |
| 6944010 | 9311614 1 SW-9-26-24-4 3.80 Acres Northwest Portion LSD 4 261017 RGE RD 244 | | | | |
| 6945000 | R | LAND & IMPROVEMENTS | T | 103 RESIDENTIAL LAND & IMPROVEMENTS Taxable Total: | 399,600 |
| | 100% Alberta School Foundation Fund | | | | |
| 6945000 | NE-10-26-24-4 142.24 Acres | | | | |
| 6945010 | F | LAND | T | 1 FARMLAND Taxable Total: | 20,960 |
| | 100% Christ The Redeemer Reg. 3 | | | | |
| 6945010 | 1113000 1 1 NE-10-26-24-4 3.90 Acres NW CORNER 242039 TWP RD 262 | | | | |
| 6946000 | R | LAND & IMPROVEMENTS | T | 103 RESIDENTIAL LAND & IMPROVEMENTS Taxable Total: | 304,700 |
| | 100% Alberta School Foundation Fund | | | | |
| 6946000 | NW-10-26-24-4 147.24 Acres | | | | |
| 6946010 | F | LAND | T | 1 FARMLAND Taxable Total: | 22,550 |
| | 100% Alberta School Foundation Fund | | | | |
| 6946010 | 9212248 2 NW-10-26-24-4 6.46 Acres Northeast Corner 242041 TWP RD 262 | | | | |
| 6946020 | F | LAND & IMPROVEMENTS | T | 1 FARMLAND | 400 |
| | R | | T | 103 RESIDENTIAL LAND & IMPROVEMENTS | 322,500 |
| | Taxable Total: | | | | 322,900 |
| | R | | E | 901 RURAL RESIDENCE EXEMPTION (RAP) | 400 |
| | 100% Alberta School Foundation Fund Totals: | | | | 323,300 |
| 6946020 | 9212248 1 NW-10-26-24-4 3.00 Acres NE Crn E of Nrthly Ptn of Cnl 242047 TWP RD 262 | | | | |
| 6947000 | R | LAND & IMPROVEMENTS | T | 103 RESIDENTIAL LAND & IMPROVEMENTS | 534,800 |
| | R | | E | 903 FARM BUILDING EXEMPT | 5,380 |
| | 100% Christ The Redeemer Reg. 3 Totals: | | | | 540,180 |
| 6947000 | SE-10-26-24-4 155.42 Acres | | | | |
| 6947000 | F | LAND | T | 1 FARMLAND Taxable Total: | 16,020 |
| | | | | | |



2020 Assessment Roll (Valuation Date 1-July, 2020) 2021 Taxation Year, Wheatland County

Assessment Year: 2020
Tax Year: 2021

| Roll | Legal Address | | | | | | Total |
|---------|-------------------|---------------------|-------------------------------------|-----|---------------------------------|----------------|---------------|
| | | | 100% Alberta School Foundation Fund | | | | |
| 6948000 | SW-10-26-24-4 | 157.60 Acres | | | | | |
| | F | LAND | T | 1 | FARMLAND | Taxable Total: | 13,270 |
| | | | 100% Alberta School Foundation Fund | | | | |
| 6949000 | NE-11-26-24-4 | 151.90 Acres | | | | | |
| | 261066 RGE RD 241 | | | | | | |
| | F | LAND & IMPROVEMENTS | T | 1 | FARMLAND | | 26,490 |
| | R | | T | 103 | RESIDENTIAL LAND & IMPROVEMENTS | | 338,160 |
| | | | Taxable Total: | | | | 364,650 |
| | R | | E | 901 | RURAL RESIDENCE EXEMPTION (RAP) | | 61,540 |
| | R | | E | 903 | FARM BUILDING EXEMPT | | 29,830 |
| | | | 100% Christ The Redeemer Reg. 3 | | | | Exempt Total: |
| | | | | | | | 91,370 |
| | | | Totals: | | | | 456,020 |
| 6950000 | NW-11-26-24-4 | 149.28 Acres | North of Canal | | | | |
| | F | LAND | T | 1 | FARMLAND | Taxable Total: | 29,290 |
| | | | 100% Alberta School Foundation Fund | | | | |
| 6951000 | NW-11-26-24-4 | 2.36 Acres | Southeast of Canal | | | | |
| | F | LAND | T | 1 | FARMLAND | Taxable Total: | 240 |
| | | | 100% Alberta School Foundation Fund | | | | |
| 6952000 | SE-11-26-24-4 | 160.00 Acres | | | | | |
| | F | LAND | T | 1 | FARMLAND | Taxable Total: | 26,920 |
| | | | 100% Alberta School Foundation Fund | | | | |
| 6953000 | SW-11-26-24-4 | 140.06 Acres | | | | | |
| | F | LAND | T | 1 | FARMLAND | Taxable Total: | 14,390 |
| | | | 100% Alberta School Foundation Fund | | | | |
| 6954000 | SW-11-26-24-4 | 11.44 Acres | Northwest of Canal | | | | |
| | F | LAND | T | 1 | FARMLAND | Taxable Total: | 1,340 |
| | | | 100% Alberta School Foundation Fund | | | | |
| 6955000 | NE-12-26-24-4 | 141.47 Acres | | | | | |



2020 Assessment Roll (Valuation Date 1-July, 2020) 2021 Taxation Year, Wheatland County

Assessment Year: 2020
Tax Year: 2021

| Roll | Legal Address | | | | Total |
|---------|--|---------------------------------------|--------------------------------|--|---------|
| | F LAND | T 1 FARMLAND | Taxable Total: | | 24,000 |
| | | 100% Christ The Redeemer Reg. 3 | | | |
| 6955010 | 1010902 1 2 NE-12-26-24-4 18.53 Acres 240041 TWP RD 262 | | W PART LSD 15 & NW PART LSD 10 | | |
| | F LAND & IMPROVEMENTS | T 1 FARMLAND | | | 1,620 |
| | R | T 103 RESIDENTIAL LAND & IMPROVEMENTS | | | 389,680 |
| | | | Taxable Total: | | 391,300 |
| | R | E 901 RURAL RESIDENCE EXEMPTION (RAP) | | | 1,620 |
| | R | E 903 FARM BUILDING EXEMPT | | | 36,510 |
| | | 100% Alberta School Foundation Fund | Exempt Total: | | 38,130 |
| | | | Totals: | | 429,430 |
| 6956000 | NW-12-26-24-4 139.01 Acres | | | | |
| | F LAND | T 1 FARMLAND | Taxable Total: | | 13,240 |
| | | 100% Alberta School Foundation Fund | | | |
| 6956010 | 9711586 1 NW-12-26-24-4 20.99 Acres 261061 RGE RD 241 | | Southwest Corner | | |
| | F LAND & IMPROVEMENTS | T 1 FARMLAND | | | 1,960 |
| | R | T 103 RESIDENTIAL LAND & IMPROVEMENTS | | | 453,850 |
| | | | Taxable Total: | | 455,810 |
| | R | E 901 RURAL RESIDENCE EXEMPTION (RAP) | | | 1,960 |
| | R | E 903 FARM BUILDING EXEMPT | | | 10,010 |
| | | 100% Alberta School Foundation Fund | Exempt Total: | | 11,970 |
| | | | Totals: | | 467,780 |
| 6958000 | SE-12-26-24-4 160.00 Acres | | | | |
| | F LAND | T 1 FARMLAND | Taxable Total: | | 30,790 |
| | | 100% Christ The Redeemer Reg. 3 | | | |
| 6959000 | SW-12-26-24-4 160.00 Acres | | | | |
| | F LAND | T 1 FARMLAND | Taxable Total: | | 30,950 |
| | | 100% Christ The Redeemer Reg. 3 | | | |
| 6960000 | NE-13-26-24-4 155.46 Acres | | | | |
| | F LAND | T 1 FARMLAND | Taxable Total: | | 38,410 |
| | | 100% Alberta School Foundation Fund | | | |



2020 Assessment Roll (Valuation Date 1-July, 2020) 2021 Taxation Year, Wheatland County

Assessment Year: 2020
Tax Year: 2021

| Roll | Legal Address | | | | | | Total |
|-------------------------------------|---|---------------------|--------------|-----|---------------------------------|----------------|------------------------|
| 6961000 | NW-13-26-24-4 262053 RGE RD 241 | | 154.89 Acres | | | | |
| | F | LAND & IMPROVEMENTS | T | 1 | FARMLAND | | 18,290 |
| | R | | T | 103 | RESIDENTIAL LAND & IMPROVEMENTS | | 299,210 |
| | Taxable Total: | | | | | | 317,500 |
| | R | | E | 901 | RURAL RESIDENCE EXEMPTION (RAP) | | 61,540 |
| | R | | E | 903 | FARM BUILDING EXEMPT | | 5,050 |
| | 100% Alberta School Foundation Fund | | | | | Exempt Total: | 66,590 |
| Totals: 384,090 | | | | | | | |
| 6962000 | SE-13-26-24-4 | | 160.00 Acres | | | | |
| | F | LAND | T | 1 | FARMLAND | Taxable Total: | 36,120 |
| 100% Alberta School Foundation Fund | | | | | | | |
| 6963000 | SW-13-26-24-4 | | 160.00 Acres | | | | |
| | F | LAND | T | 1 | FARMLAND | Taxable Total: | 11,950 |
| 100% Alberta School Foundation Fund | | | | | | | |
| 6964000 | NE-14-26-24-4 | | 107.71 Acres | | | | |
| | West of Canal former Gravel Pit & Scale | | | | | | |
| 6964010 | F | LAND & IMPROVEMENTS | T | 1 | FARMLAND | | 22,680 |
| | R | | E | 903 | FARM BUILDING EXEMPT | | 53,030 |
| | 100% Alberta School Foundation Fund | | | | | Totals: | 75,710 |
| 6964010 | NE-14-26-24-4 262068 RGE RD 241 | | 7.99 Acres | | | | Northeast Corner |
| | F | LAND & IMPROVEMENTS | T | 1 | FARMLAND | | 1,070 |
| | R | | T | 103 | RESIDENTIAL LAND & IMPROVEMENTS | | 258,060 |
| | Taxable Total: | | | | | | 259,130 |
| | R | | E | 901 | RURAL RESIDENCE EXEMPTION (RAP) | | 61,540 |
| 100% Alberta School Foundation Fund | | | | | Totals: | 320,670 | |
| 6964020 | NE-14-26-24-4 262050A RGE RD 241 | | 24.69 Acres | | | | East of Canal R of Way |
| | F | LAND & IMPROVEMENTS | T | 1 | FARMLAND | | 1,550 |
| 6964020 | R | | T | 103 | RESIDENTIAL LAND & IMPROVEMENTS | | 455,950 |
| | Taxable Total: | | | | | | 457,500 |
| | R | | E | 901 | RURAL RESIDENCE EXEMPTION (RAP) | | 1,550 |
| | R | | E | 903 | FARM BUILDING EXEMPT | | 35,780 |
| | Exempt Total: | | | | | | 37,330 |



2020 Assessment Roll (Valuation Date 1-July, 2020) 2021 Taxation Year, Wheatland County

Assessment Year: 2020
Tax Year: 2021

| Roll | Legal Address | | 100% Alberta School Foundation Fund | | | | | Total |
|-------------------------------------|--------------------|---------------------|-------------------------------------|-----|-------------------------------------|----------------|---------|---------|
| Totals: | | | | | | | | 494,830 |
| 6965000 | NW-14-26-24-4 | | 151.15 Acres | | | | | |
| | F | LAND | T | 1 | FARMLAND | Taxable Total: | 30,140 | |
| 100% Christ The Redeemer Reg. 3 | | | | | | | | |
| 6966000 | SE-14-26-24-4 | | 150.85 Acres | | | | | |
| | F | LAND | T | 1 | FARMLAND | Taxable Total: | 23,890 | |
| 100% Alberta School Foundation Fund | | | | | | | | |
| 6967000 | SW-14-26-24-4 | | 155.80 Acres | | | | | |
| | F | LAND | T | 1 | FARMLAND | Taxable Total: | 29,600 | |
| 100% Christ The Redeemer Reg. 3 | | | | | | | | |
| 6968000 | NE-15-26-24-4 | | 156.34 Acres | | | | | |
| | F | LAND | T | 1 | FARMLAND | Taxable Total: | 31,040 | |
| 100% Alberta School Foundation Fund | | | | | | | | |
| 6969000 | NW-15-26-24-4 | | 148.60 Acres | | | | | |
| | F | LAND | T | 1 | FARMLAND | Taxable Total: | 28,910 | |
| 100% Alberta School Foundation Fund | | | | | | | | |
| 6970000 | SE-15-26-24-4 | | 156.07 Acres | | | | | |
| | 242024A TWP RD 262 | | | | | | | |
| | F | LAND & IMPROVEMENTS | T | 1 | FARMLAND | | 29,850 | |
| | R | | T | 103 | RESIDENTIAL LAND & IMPROVEMENTS | | 434,080 | |
| | | | | | Taxable Total: | | 463,930 | |
| | R | | E | 901 | RURAL RESIDENCE EXEMPTION (RAP) | | 109,920 | |
| | R | | E | 903 | FARM BUILDING EXEMPT | | 109,950 | |
| | | | | | 100% Alberta School Foundation Fund | Exempt Total: | 219,870 | |
| Totals: | | | | | | | | 683,800 |
| 6971000 | SW-15-26-24-4 | | 152.70 Acres | | | | | |
| | F | LAND | T | 1 | FARMLAND | Taxable Total: | 27,870 | |
| 100% Alberta School Foundation Fund | | | | | | | | |
| 6971010 | IRR476 | W -15-26-24-4 | 15.18 Acres | | Canal Right of Way | | | |



2020 Assessment Roll (Valuation Date 1-July, 2020) 2021 Taxation Year, Wheatland County

Assessment Year: 2020
Tax Year: 2021

| Roll | Legal Address | | | | | | Total |
|---------|--------------------|---------------------------|---|------|---------------------------------|-------------------------------|---------|
| | NR | LAND | E | 167 | WESTERN IRRIGATION DIST EXEMPT | Exempt Total: | 16,190 |
| | | | | 100% | Alberta School Foundation Fund | | |
| 6972000 | NE-16-26-24-4 | 101.91 Acres | | | | South of Canal | |
| | 262052A RGE RD 243 | | | | | | |
| | F | LAND & IMPROVEMENTS | T | 1 | FARMLAND | | 16,180 |
| | R | | T | 103 | RESIDENTIAL LAND & IMPROVEMENTS | | 566,220 |
| | | | | | | Taxable Total: | 582,400 |
| | R | | E | 901 | RURAL RESIDENCE EXEMPTION (RAP) | | 123,080 |
| | | | | 100% | Alberta School Foundation Fund | Totals: | 705,480 |
| 6973000 | NE-16-26-24-4 | 40.00 Acres | | | | North of Canal | |
| | F | LAND | T | 1 | FARMLAND | Taxable Total: | 7,000 |
| | | | | 100% | Alberta School Foundation Fund | | |
| 6973010 | NE-16-26-24-4 | 3.08 Acres | | | | Ptn. Original Rd. Allowance | |
| | NR | LAND | E | 167 | WESTERN IRRIGATION DIST EXEMPT | Exempt Total: | 3,290 |
| | | | | 100% | Alberta School Foundation Fund | | |
| 6974000 | NW-16-26-24-4 | 154.70 Acres | | | | | |
| | F | LAND | T | 1 | FARMLAND | Taxable Total: | 30,160 |
| | | | | 100% | Alberta School Foundation Fund | | |
| 6975000 | SE-16-26-24-4 | 152.38 Acres | | | | | |
| | F | LAND | T | 1 | FARMLAND | Taxable Total: | 22,800 |
| | | | | 100% | Alberta School Foundation Fund | | |
| 6976000 | SW-16-26-24-4 | 160.00 Acres | | | | | |
| | F | LAND | T | 1 | FARMLAND | Taxable Total: | 21,090 |
| | | | | 100% | Alberta School Foundation Fund | | |
| 6976010 | IRR1323 | E -16-26-24-4 12.16 Acres | | | | Spillway NE 4.54ac, SE 7.62ac | |
| | NR | LAND | E | 167 | WESTERN IRRIGATION DIST EXEMPT | Exempt Total: | 12,970 |
| | | | | 100% | Alberta School Foundation Fund | | |
| 6977000 | NE-17-26-24-4 | 160.00 Acres | | | | | |
| | F | LAND | T | 1 | FARMLAND | Taxable Total: | 22,660 |



2020 Assessment Roll (Valuation Date 1-July, 2020) 2021 Taxation Year, Wheatland County

Assessment Year: 2020
Tax Year: 2021

| Roll | Legal Address | | | | | | Total |
|---------|-------------------------------------|--------------|--|---------------------------------|----------------|---------|---------|
| | | | 50% Christ The Redeemer Reg. 3 50% Alberta School Foundation Fund | | | | |
| 6978000 | NW-17-26-24-4 262075 RGE RD 245 | 151.39 Acres | | | | | |
| | F LAND & IMPROVEMENTS | | T 1 | FARMLAND | | 12,110 | |
| | R | | T 103 | RESIDENTIAL LAND & IMPROVEMENTS | | 317,760 | |
| | | | Taxable Total: | | | | 329,870 |
| | R | | E 901 | RURAL RESIDENCE EXEMPTION (RAP) | | 61,540 | |
| | R | | E 903 | FARM BUILDING EXEMPT | | 10,900 | |
| | | | 100% Alberta School Foundation Fund | | Exempt Total: | 72,440 | |
| | | | Totals: | | | | 402,310 |
| 6979000 | SE-17-26-24-4 244028A TWP RD 262 | 160.00 Acres | | | | | |
| | F LAND & IMPROVEMENTS | | T 1 | FARMLAND | | 23,450 | |
| | R | | T 103 | RESIDENTIAL LAND & IMPROVEMENTS | | 375,020 | |
| | | | Taxable Total: | | | | 398,470 |
| | R | | E 901 | RURAL RESIDENCE EXEMPTION (RAP) | | 92,310 | |
| | R | | E 903 | FARM BUILDING EXEMPT | | 6,140 | |
| | | | 100% Alberta School Foundation Fund | | Exempt Total: | 98,450 | |
| | | | Totals: | | | | 496,920 |
| 6980000 | SW-17-26-24-4 | 132.49 Acres | North of Road | | | | |
| | F LAND | | T 1 | FARMLAND | | 15,570 | |
| | | | 100% Alberta School Foundation Fund | | Taxable Total: | | |
| 6981000 | SW-17-26-24-4 262005 RGE RD 245 | 15.00 Acres | Southwest Corner South of Road | | | | |
| | F LAND & IMPROVEMENTS | | T 1 | FARMLAND | | 350 | |
| | R | | T 103 | RESIDENTIAL LAND & IMPROVEMENTS | | 362,300 | |
| | | | Taxable Total: | | | | 362,650 |
| | R | | E 901 | RURAL RESIDENCE EXEMPTION (RAP) | | 48,610 | |
| | R | | E 903 | FARM BUILDING EXEMPT | | 15,620 | |
| | | | 100% Alberta School Foundation Fund | | Exempt Total: | 64,230 | |
| | | | Totals: | | | | 426,880 |
| 6982000 | SW-17-26-24-4 | 8.13 Acres | Northwest Corner of LSD 4 | | | | |
| | F LAND | | T 1 | FARMLAND | | 680 | |
| | | | 100% Alberta School Foundation Fund | | Taxable Total: | | |



2020 Assessment Roll (Valuation Date 1-July, 2020) 2021 Taxation Year, Wheatland County

Assessment Year: 2020
Tax Year: 2021

| Roll | Legal Address | Total |
|---------|--|-------|
| 6983000 | NE-18-26-24-4 152.44 Acres | |
| | F LAND T 1 FARMLAND Taxable Total: 23,530 | |
| | 100% Alberta School Foundation Fund | |
| 6984000 | NW-18-26-24-4 151.20 Acres | |
| | F LAND T 1 FARMLAND Taxable Total: 21,380 | |
| | 100% Alberta School Foundation Fund | |
| 6985000 | SE-18-26-24-4 149.90 Acres | |
| | 245028 TWP RD 262 | |
| | F LAND & IMPROVEMENTS T 1 FARMLAND 21,130 | |
| | R T 103 RESIDENTIAL LAND & IMPROVEMENTS 278,160 | |
| | R E 901 RURAL RESIDENCE EXEMPTION (RAP) Taxable Total: 299,290 | |
| | 100% Alberta School Foundation Fund Totals: 360,830 | |
| 6987000 | SW-18-26-24-4 155.28 Acres | |
| | F LAND T 1 FARMLAND Taxable Total: 8,740 | |
| | 100% Alberta School Foundation Fund | |
| 6988000 | NE-19-26-24-4 150.75 Acres | |
| | F LAND T 1 FARMLAND Taxable Total: 31,490 | |
| | 100% Alberta School Foundation Fund | |
| 6988010 | 1015057 1 1 NE-19-26-24-4 8.25 Acres SE LSD 16 | |
| | 263066 RGE RD 245 | |
| | F LAND & IMPROVEMENTS T 1 FARMLAND 700 | |
| | R T 103 RESIDENTIAL LAND & IMPROVEMENTS 663,000 | |
| | R E 901 RURAL RESIDENCE EXEMPTION (RAP) Taxable Total: 663,700 | |
| | 100% Alberta School Foundation Fund Totals: 664,400 | |
| 6989000 | NW-19-26-24-4 160.00 Acres | |
| | F LAND T 1 FARMLAND Taxable Total: 35,210 | |
| | 100% Alberta School Foundation Fund | |
| 6990000 | SE-19-26-24-4 159.00 Acres | |
| | 263006 RGE RD 245 | |



2020 Assessment Roll (Valuation Date 1-July, 2020) 2021 Taxation Year, Wheatland County

Assessment Year: 2020
Tax Year: 2021

| Roll | Legal Address | | | | Total |
|---------|---------------|---------------------|---|-------------------------------------|-----------------------|
| | F | LAND & IMPROVEMENTS | T | 1 FARMLAND | 34,860 |
| | R | | T | 103 RESIDENTIAL LAND & IMPROVEMENTS | 325,160 |
| | | | | Taxable Total: | 360,020 |
| | R | | E | 901 RURAL RESIDENCE EXEMPTION (RAP) | 30,770 |
| | R | | E | 903 FARM BUILDING EXEMPT | 3,570 |
| | | | | 100% Alberta School Foundation Fund | 34,340 |
| | | | | Exempt Total: | 34,340 |
| | | | | Totals: | 394,360 |
| 6991000 | SW-19-26-24-4 | 158.20 Acres | | | |
| | F | LAND | T | 1 FARMLAND | Taxable Total: 34,940 |
| | | | | 100% Alberta School Foundation Fund | |
| 6992000 | NE-20-26-24-4 | 160.00 Acres | | | |
| | F | LAND | T | 1 FARMLAND | Taxable Total: 35,870 |
| | | | | 100% Alberta School Foundation Fund | |
| 6993000 | NW-20-26-24-4 | 159.00 Acres | | | |
| | F | LAND | T | 1 FARMLAND | Taxable Total: 32,170 |
| | | | | 100% Alberta School Foundation Fund | |
| 6994000 | SE-20-26-24-4 | 151.20 Acres | | | |
| | F | LAND | T | 1 FARMLAND | Taxable Total: 23,290 |
| | | | | 100% Alberta School Foundation Fund | |
| 6995000 | SW-20-26-24-4 | 155.60 Acres | | | |
| | F | LAND | T | 1 FARMLAND | Taxable Total: 29,620 |
| | | | | 100% Alberta School Foundation Fund | |
| 6996000 | NE-21-26-24-4 | 160.00 Acres | | | |
| | F | LAND | T | 1 FARMLAND | Taxable Total: 44,190 |
| | | | | 100% Alberta School Foundation Fund | |
| 6997000 | NW-21-26-24-4 | 160.00 Acres | | | |
| | F | LAND | T | 1 FARMLAND | Taxable Total: 38,110 |
| | | | | 100% Alberta School Foundation Fund | |



2020 Assessment Roll (Valuation Date 1-July, 2020) 2021 Taxation Year, Wheatland County

Assessment Year: 2020
Tax Year: 2021

| Roll | Legal Address | | | | | | Total |
|---------|----------------------|--------------|--------------------------------------|--|----------------|--|---------|
| 6998000 | SE-21-26-24-4 | 157.60 Acres | | | | | |
| | F LAND | | T 1 FARMLAND | | Taxable Total: | | 40,120 |
| | | | 100% Alberta School Foundation Fund | | | | |
| 6998010 | SE-21-26-24-4 | 0.66 Acres | | | | | |
| | | | Ptn. of Orig. Rd. Allowance | | | | |
| | NR LAND | | E 167 WESTERN IRRIGATION DIST EXEMPT | | Exempt Total: | | 700 |
| | | | 100% Alberta School Foundation Fund | | | | |
| 6999000 | SW-21-26-24-4 | 154.20 Acres | | | | | |
| | F LAND | | T 1 FARMLAND | | Taxable Total: | | 37,740 |
| | | | 100% Alberta School Foundation Fund | | | | |
| 6999010 | IRR427 S -21-26-24-4 | 8.20 Acres | | | | | |
| | | | Canal R of Way | | | | |
| | NR LAND | | E 167 WESTERN IRRIGATION DIST EXEMPT | | Exempt Total: | | 157,710 |
| | | | 100% Alberta School Foundation Fund | | | | |
| 7000000 | NE-22-26-24-4 | 157.07 Acres | | | | | |
| | F LAND | | T 1 FARMLAND | | Taxable Total: | | 29,860 |
| | | | 100% Alberta School Foundation Fund | | | | |
| 7001000 | NW-22-26-24-4 | 160.00 Acres | | | | | |
| | F LAND | | T 1 FARMLAND | | Taxable Total: | | 37,320 |
| | | | 100% Alberta School Foundation Fund | | | | |
| 7002000 | SE-22-26-24-4 | 156.67 Acres | | | | | |
| | F LAND | | T 1 FARMLAND | | Taxable Total: | | 29,430 |
| | | | 100% Alberta School Foundation Fund | | | | |
| 7003000 | SW-22-26-24-4 | 80.00 Acres | | | | | |
| | | | East Half | | | | |
| | F LAND | | T 1 FARMLAND | | Taxable Total: | | 14,140 |
| | | | 100% Alberta School Foundation Fund | | | | |
| 7004000 | SW-22-26-24-4 | 78.30 Acres | | | | | |
| | | | West Half | | | | |
| | F LAND | | T 1 FARMLAND | | Taxable Total: | | 13,330 |
| | | | | | | | |



2020 Assessment Roll (Valuation Date 1-July, 2020) 2021 Taxation Year, Wheatland County

Assessment Year: 2020
Tax Year: 2021

| Roll | Legal Address | | | | | | Total |
|---------|---------------------------------|---------------------|-------------------------------------|---------------------------------|----------------|--|---------|
| 7004010 | IRR476 SW-22-26-24-4 0.94 Acres | | 100% Alberta School Foundation Fund | | | | |
| | | | Canal R of Way | | | | |
| | NR | LAND | E 167 | WESTERN IRRIGATION DIST EXEMPT | Exempt Total: | | 1,000 |
| | | | 100% Alberta School Foundation Fund | | | | |
| 7005000 | NE-23-26-24-4 154.19 Acres | | | | | | |
| | F | LAND | T 1 | FARMLAND | Taxable Total: | | 27,250 |
| | | | 100% Alberta School Foundation Fund | | | | |
| 7006000 | NE-23-26-24-4 0.64 Acres | | | | | | |
| | | | Road Allow in NE Crn N of Cnl | | | | |
| | NR | LAND | E 155 | WHEATLAND COUNTY EXEMPT | Exempt Total: | | 680 |
| | | | 100% Alberta School Foundation Fund | | | | |
| 7007000 | NW-23-26-24-4 154.81 Acres | | | | | | |
| | F | LAND | T 1 | FARMLAND | Taxable Total: | | 37,310 |
| | | | 100% Alberta School Foundation Fund | | | | |
| 7008000 | SE-23-26-24-4 150.59 Acres | | | | | | |
| | F | LAND | T 1 | FARMLAND | Taxable Total: | | 32,340 |
| | | | 100% Alberta School Foundation Fund | | | | |
| 7009000 | SW-23-26-24-4 150.83 Acres | | | | | | |
| | F | LAND | T 1 | FARMLAND | Taxable Total: | | 29,390 |
| | | | 100% Alberta School Foundation Fund | | | | |
| 7010000 | NE-24-26-24-4 160.00 Acres | | | | | | |
| | 240027 TWP RD 264 | | | | | | |
| | F | LAND & IMPROVEMENTS | T 1 | FARMLAND | | | 28,100 |
| | R | | T 103 | RESIDENTIAL LAND & IMPROVEMENTS | | | 198,860 |
| | | | Taxable Total: | | | | 226,960 |
| | R | | E 901 | RURAL RESIDENCE EXEMPTION (RAP) | | | 61,540 |
| | | | 100% Alberta School Foundation Fund | | | | |
| | | | Totals: | | | | 288,500 |
| 7011000 | NW-24-26-24-4 155.15 Acres | | | | | | |
| | F | LAND | T 1 | FARMLAND | Taxable Total: | | 27,250 |



2020 Assessment Roll (Valuation Date 1-July, 2020) 2021 Taxation Year, Wheatland County

Assessment Year: 2020
Tax Year: 2021

| Roll | Legal Address | | | | | | Total |
|----------------|----------------------------|---------------------|--|---------------------------------|----------------|--|----------------|
| 7012000 | NW-24-26-24-4 2.10 Acres | | 100% Alberta School Foundation Fund Northwest Corner | | | | |
| | NR | LAND | E 156 | SCHOOLS EXEMPT | Exempt Total: | | 47,250 |
| 7013000 | SE-24-26-24-4 155.46 Acres | | 100% Alberta School Foundation Fund | | | | |
| | F | LAND | T 1 | FARMLAND | Taxable Total: | | 33,490 |
| 7014000 | SW-24-26-24-4 151.66 Acres | | 100% Alberta School Foundation Fund | | | | |
| | F | LAND | T 1 | FARMLAND | Taxable Total: | | 19,060 |
| 7015000 | NE-25-26-24-4 152.40 Acres | | 100% Alberta School Foundation Fund | | | | |
| | F | LAND | T 1 | FARMLAND | Taxable Total: | | 36,640 |
| 7016000 | NW-25-26-24-4 153.43 Acres | | 264043 RGE RD 241 | | | | |
| | F | LAND & IMPROVEMENTS | T 1 | FARMLAND | | | 23,680 |
| | R | | T 103 | RESIDENTIAL LAND & IMPROVEMENTS | | | 381,360 |
| | | | | | Taxable Total: | | 405,040 |
| | R | | E 901 | RURAL RESIDENCE EXEMPTION (RAP) | | | 61,540 |
| | R | | E 903 | FARM BUILDING EXEMPT | | | 24,000 |
| 7017000 | SE-25-26-24-4 160.00 Acres | | 240032 TWP RD 264 | | | | |
| | F | LAND & IMPROVEMENTS | T 1 | FARMLAND | | | 29,100 |
| | R | | T 103 | RESIDENTIAL LAND & IMPROVEMENTS | | | 257,130 |
| | | | | | Taxable Total: | | 286,230 |
| | R | | E 901 | RURAL RESIDENCE EXEMPTION (RAP) | | | 29,100 |
| | R | | E 903 | FARM BUILDING EXEMPT | | | 3,940 |
| 7018000 | SW-25-26-24-4 153.86 Acres | | 100% Alberta School Foundation Fund | | | | |
| | | | | | Exempt Total: | | 33,040 |
| Totals: | | | | | | | 490,580 |
| | | | | | | | 319,270 |



2020 Assessment Roll (Valuation Date 1-July, 2020) 2021 Taxation Year, Wheatland County

Assessment Year: 2020
Tax Year: 2021

| Roll | Legal Address | | | | | Total |
|---------|---------------|---------------------------|---|-----|-------------------------------------|--|
| | F | LAND | T | 1 | FARMLAND | Taxable Total: 26,400 |
| | | | | | 100% Alberta School Foundation Fund | |
| 7019000 | NE-26-26-24-4 | 157.60 Acres | | | | |
| | F | LAND | T | 1 | FARMLAND | Taxable Total: 38,370 |
| | | | | | 100% Alberta School Foundation Fund | |
| 7019010 | NE-26-26-24-4 | 0.52 Acres | | | | PTN. OF RD. ALLOW. E OF NE |
| | NR | LAND | E | 155 | WHEATLAND COUNTY EXEMPT | Exempt Total: 5,010 |
| | | | | | 100% Alberta School Foundation Fund | |
| 7020000 | NW-26-26-24-4 | 154.01 Acres | | | | |
| | F | LAND | T | 1 | FARMLAND | Taxable Total: 34,790 |
| | | | | | 100% Alberta School Foundation Fund | |
| 7021000 | SE-26-26-24-4 | 159.01 Acres | | | | |
| | F | LAND | T | 1 | FARMLAND | Taxable Total: 40,890 |
| | | | | | 100% Alberta School Foundation Fund | |
| 7022000 | SW-26-26-24-4 | 153.37 Acres | | | | |
| | F | LAND | T | 1 | FARMLAND | Taxable Total: 34,120 |
| | | | | | 100% Alberta School Foundation Fund | |
| 7023000 | NE-27-26-24-4 | 148.89 Acres | | | | |
| | | 264054A HWY 21 | | | | |
| | F | LAND & IMPROVEMENTS | T | 1 | FARMLAND | 23,340 |
| | R | | T | 103 | RESIDENTIAL LAND & IMPROVEMENTS | 490,890 |
| | | | | | Taxable Total: | 514,230 |
| | R | | E | 901 | RURAL RESIDENCE EXEMPTION (RAP) | 92,310 |
| | | | | | 100% Alberta School Foundation Fund | |
| | | | | | Totals: | 606,540 |
| 7025000 | NW-27-26-24-4 | 153.66 Acres | | | | |
| | F | LAND | T | 1 | FARMLAND | Taxable Total: 18,730 |
| | | | | | 100% Alberta School Foundation Fund | |
| 7025010 | 8811209 1 | NE-27-26-24-4 13.91 Acres | | | | within LSD 10 of NW 27 Dyno Explosives Plant, formerly ACE |
| | | 264054 HWY 21 | | | | |
| | ME | LAND & IMPROVEMENTS | T | 7 | MACHINERY & EQUIPMENT | 45,670 |



2020 Assessment Roll (Valuation Date 1-July, 2020) 2021 Taxation Year, Wheatland County

Assessment Year: 2020
Tax Year: 2021

| Roll | Legal Address | | | | Total |
|---------|--|--|-------|--------------------------------------|--------------------------|
| | NR | | T 105 | NON-RESEIDENTIAL LAND & IMPROVEMENTS | 1,008,090 |
| | | | 100% | Alberta School Foundation Fund | Taxable Total: 1,053,760 |
| 7026000 | 9011519 2 SE-27-26-24-4 40.03 Acres 242042 TWP RD 264 | | | LSD 2 & W 217' of LSD 1 | |
| | F LAND & IMPROVEMENTS | | T 1 | FARMLAND | 2,640 |
| | R | | T 103 | RESIDENTIAL LAND & IMPROVEMENTS | 523,660 |
| | | | | Taxable Total: | 526,300 |
| | R | | E 901 | RURAL RESIDENCE EXEMPTION (RAP) | 2,640 |
| | | | 100% | Alberta School Foundation Fund | Totals: 528,940 |
| 7027010 | SW-27-26-24-4 119.84 Acres | | | | |
| | F LAND | | T 1 | FARMLAND | Taxable Total: 24,070 |
| | | | 100% | Alberta School Foundation Fund | |
| 7027020 | 8411075 A S -27-26-24-4 155.68 Acres | | | LSD 1&E Ptn of LSD 6 & all 7&8 | |
| | F LAND | | T 1 | FARMLAND | Taxable Total: 16,670 |
| | | | 100% | Alberta School Foundation Fund | |
| 7028000 | NE-28-26-24-4 160.00 Acres | | | | |
| | F LAND | | T 1 | FARMLAND | Taxable Total: 27,600 |
| | | | 100% | Christ The Redeemer Reg. 3 | |
| 7029000 | NW-28-26-24-4 80.00 Acres | | | South Half | |
| | F LAND | | T 1 | FARMLAND | Taxable Total: 7,940 |
| | | | 100% | Alberta School Foundation Fund | |
| 7030000 | NW-28-26-24-4 80.00 Acres | | | North Half | |
| | F LAND | | T 1 | FARMLAND | Taxable Total: 7,750 |
| | | | 100% | Alberta School Foundation Fund | |
| 7031000 | SE-28-26-24-4 159.00 Acres | | | | |
| | F LAND | | T 1 | FARMLAND | Taxable Total: 32,780 |
| | | | 100% | Alberta School Foundation Fund | |
| 7032000 | SW-28-26-24-4 160.00 Acres | | | | |
| | F LAND | | T 1 | FARMLAND | Taxable Total: 27,160 |



2020 Assessment Roll (Valuation Date 1-July, 2020) 2021 Taxation Year, Wheatland County

Assessment Year: 2020
Tax Year: 2021

| Roll | Legal Address | | | | | | Total |
|---------|-------------------------|--------------|-------------------------------------|---------------------------------|----------------|--|---------|
| | | | 100% Alberta School Foundation Fund | | | | |
| 7033000 | NE-29-26-24-4 | 160.00 Acres | | | | | |
| | F LAND | | T 1 | FARMLAND | Taxable Total: | | 24,640 |
| | | | 100% Alberta School Foundation Fund | | | | |
| 7034000 | NW-29-26-24-4 | 160.00 Acres | | | | | |
| | F LAND | | T 1 | FARMLAND | Taxable Total: | | 34,110 |
| | | | 100% Alberta School Foundation Fund | | | | |
| 7035000 | SE-29-26-24-4 | 160.00 Acres | | | | | |
| | F LAND | | T 1 | FARMLAND | Taxable Total: | | 25,120 |
| | | | 100% Alberta School Foundation Fund | | | | |
| 7036000 | SW-29-26-24-4 | 155.00 Acres | | | | | |
| | 244064 TWP RD 264 | | | | | | |
| | F LAND & IMPROVEMENTS | | T 1 | FARMLAND | | | 34,640 |
| | R | | T 103 | RESIDENTIAL LAND & IMPROVEMENTS | | | 248,250 |
| | | | Taxable Total: | | | | 282,890 |
| | R | | E 901 | RURAL RESIDENCE EXEMPTION (RAP) | | | 57,930 |
| | R | | E 903 | FARM BUILDING EXEMPT | | | 3,880 |
| | | | 100% Alberta School Foundation Fund | | | | |
| | | | Exempt Total: | | | | 61,810 |
| | | | Totals: | | | | 344,700 |
| 7036010 | 9711126 1 SW-29-26-24-4 | 5.00 Acres | Southeast Corner | | | | |
| | 244046 TWP RD 264 | | | | | | |
| | R LAND & IMPROVEMENTS | | T 103 | RESIDENTIAL LAND & IMPROVEMENTS | | | 269,820 |
| | R | | E 901 | RURAL RESIDENCE EXEMPTION (RAP) | | | 60,580 |
| | | | 100% Alberta School Foundation Fund | | | | |
| | | | Totals: | | | | 330,400 |
| 7037000 | NE-30-26-24-4 | 160.00 Acres | | | | | |
| | F LAND | | T 1 | FARMLAND | Taxable Total: | | 30,880 |
| | | | 100% Alberta School Foundation Fund | | | | |
| 7038000 | NW-30-26-24-4 | 160.00 Acres | | | | | |
| | F LAND | | T 1 | FARMLAND | Taxable Total: | | 27,260 |
| | | | 100% Alberta School Foundation Fund | | | | |



2020 Assessment Roll (Valuation Date 1-July, 2020) 2021 Taxation Year, Wheatland County

Assessment Year: 2020
Tax Year: 2021

| Roll | Legal Address | | | | Total |
|---------|-----------------------|---------------------------------------|----------------|--|---------|
| 7039000 | SE-30-26-24-4 | 160.00 Acres | | | |
| | 245014 TWP RD 264 | | | | |
| | F LAND & IMPROVEMENTS | T 1 FARMLAND | | | 30,040 |
| | R | T 103 RESIDENTIAL LAND & IMPROVEMENTS | | | 503,970 |
| | | | Taxable Total: | | 534,010 |
| | R | E 901 RURAL RESIDENCE EXEMPTION (RAP) | | | 92,310 |
| | R | E 903 FARM BUILDING EXEMPT | | | 8,820 |
| | | 100% Alberta School Foundation Fund | Exempt Total: | | 101,130 |
| | | | Totals: | | 635,140 |
| 7040000 | SW-30-26-24-4 | 160.00 Acres | | | |
| | 264029 RGE RD 250 | | | | |
| | F LAND & IMPROVEMENTS | T 1 FARMLAND | | | 30,700 |
| | R | T 103 RESIDENTIAL LAND & IMPROVEMENTS | | | 478,330 |
| | | | Taxable Total: | | 509,030 |
| | R | E 901 RURAL RESIDENCE EXEMPTION (RAP) | | | 30,770 |
| | | 100% Alberta School Foundation Fund | Totals: | | 539,800 |
| 7041000 | NE-31-26-24-4 | 158.96 Acres | | | |
| | F LAND | T 1 FARMLAND | | | |
| | | 100% Alberta School Foundation Fund | Taxable Total: | | 31,140 |
| 7042000 | NW-31-26-24-4 | 135.22 Acres | | | |
| | 245047 TWP RD 270 | | | | |
| | F LAND & IMPROVEMENTS | T 1 FARMLAND | | | 16,050 |
| | R | T 103 RESIDENTIAL LAND & IMPROVEMENTS | | | 499,250 |
| | | | Taxable Total: | | 515,300 |
| | R | E 901 RURAL RESIDENCE EXEMPTION (RAP) | | | 16,050 |
| | | 100% Alberta School Foundation Fund | Totals: | | 531,350 |
| 7043000 | SE-31-26-24-4 | 160.00 Acres | | | |
| | F LAND | T 1 FARMLAND | | | |
| | | 100% Alberta School Foundation Fund | Taxable Total: | | 23,150 |
| 7044000 | SW-31-26-24-4 | 153.00 Acres | | | |
| | F LAND | T 1 FARMLAND | | | |
| | | 100% Alberta School Foundation Fund | Taxable Total: | | 24,320 |
| 7045000 | NE-32-26-24-4 | 158.90 Acres | | | |



2020 Assessment Roll (Valuation Date 1-July, 2020) 2021 Taxation Year, Wheatland County

Assessment Year: 2020
Tax Year: 2021

| Roll | Legal Address | | | | | | Total |
|---------|---------------|--------------------------|---|-----|-------------------------------------|----------------|---------|
| | F | LAND | T | 1 | FARMLAND | Taxable Total: | 30,130 |
| | | | | | 100% Alberta School Foundation Fund | | |
| 7046000 | NW-32-26-24-4 | 158.91 Acres | | | | | |
| | F | LAND | T | 1 | FARMLAND | Taxable Total: | 28,540 |
| | | | | | 100% Alberta School Foundation Fund | | |
| 7047000 | SE-32-26-24-4 | 160.00 Acres | | | | | |
| | F | LAND | T | 1 | FARMLAND | Taxable Total: | 25,190 |
| | | | | | 100% Alberta School Foundation Fund | | |
| 7048000 | SW-32-26-24-4 | 150.53 Acres | | | | | |
| | | 265025 RGE RD 245 | | | | | |
| | F | LAND & IMPROVEMENTS | T | 1 | FARMLAND | | 20,840 |
| | R | | T | 103 | RESIDENTIAL LAND & IMPROVEMENTS | | 330,030 |
| | | | | | | Taxable Total: | 350,870 |
| | R | | E | 901 | RURAL RESIDENCE EXEMPTION (RAP) | | 30,770 |
| | | | | | 100% Alberta School Foundation Fund | Totals: | 381,640 |
| 7048010 | 0610077 1 2 | SW-32-26-24-4 9.47 Acres | | | | | |
| | | 265005 RGE RD 245 | | | | | |
| | F | LAND & IMPROVEMENTS | T | 1 | FARMLAND | | 540 |
| | R | | T | 103 | RESIDENTIAL LAND & IMPROVEMENTS | | 646,160 |
| | | | | | | Taxable Total: | 646,700 |
| | R | | E | 901 | RURAL RESIDENCE EXEMPTION (RAP) | | 540 |
| | R | | E | 903 | FARM BUILDING EXEMPT | | 7,500 |
| | | | | | 100% Alberta School Foundation Fund | Exempt Total: | 8,040 |
| | | | | | | Totals: | 654,740 |
| 7049000 | NE-33-26-24-4 | 158.72 Acres | | | | | |
| | F | LAND | T | 1 | FARMLAND | Taxable Total: | 19,010 |
| | | | | | 100% Alberta School Foundation Fund | | |
| 7050000 | NW-33-26-24-4 | 158.80 Acres | | | | | |
| | F | LAND | T | 1 | FARMLAND | Taxable Total: | 26,470 |
| | | | | | 100% Alberta School Foundation Fund | | |
| 7051000 | SE-33-26-24-4 | 160.00 Acres | | | | | |



2020 Assessment Roll (Valuation Date 1-July, 2020) 2021 Taxation Year, Wheatland County

Assessment Year: 2020
Tax Year: 2021

| Roll | Legal Address | | | | | Taxable Total: | Total |
|---------|-------------------|---------------------|---|-----|-------------------------------------|----------------|---------|
| 7052000 | F | LAND | T | 1 | FARMLAND | | 22,340 |
| | | | | | 100% Alberta School Foundation Fund | | |
| | SW-33-26-24-4 | 160.00 Acres | | | | | |
| 7053000 | F | LAND | T | 1 | FARMLAND | | 29,010 |
| | | | | | 100% Alberta School Foundation Fund | | |
| | NE-34-26-24-4 | 157.81 Acres | | | | | |
| 7054000 | F | LAND | T | 1 | FARMLAND | | 39,030 |
| | | | | | 100% Alberta School Foundation Fund | | |
| | NW-34-26-24-4 | 135.03 Acres | | | | | |
| 7055000 | F | LAND | T | 1 | FARMLAND | | 25,190 |
| | | | | | 100% Alberta School Foundation Fund | | |
| | SE-34-26-24-4 | 158.73 Acres | | | | | |
| 7056000 | F | LAND | T | 1 | FARMLAND | | 28,700 |
| | | | | | 100% Alberta School Foundation Fund | | |
| | SW-34-26-24-4 | 160.00 Acres | | | | | |
| 7057000 | F | LAND | T | 1 | FARMLAND | | 18,340 |
| | | | | | 100% Alberta School Foundation Fund | | |
| | NE-35-26-24-4 | 158.14 Acres | | | | | |
| 7058000 | F | LAND | T | 1 | FARMLAND | | 36,650 |
| | | | | | 100% Christ The Redeemer Reg. 3 | | |
| | NW-35-26-24-4 | 149.62 Acres | | | | | |
| 7059000 | F | LAND | T | 1 | FARMLAND | | 33,730 |
| | | | | | 100% Alberta School Foundation Fund | | |
| | SE-35-26-24-4 | 154.65 Acres | | | | | |
| | 265038 RGE RD 241 | | | | | | |
| | F | LAND & IMPROVEMENTS | T | 1 | FARMLAND | | 38,110 |
| | R | | T | 103 | RESIDENTIAL LAND & IMPROVEMENTS | | 458,560 |
| | | | | | Taxable Total: | | 496,670 |
| | R | | E | 901 | RURAL RESIDENCE EXEMPTION (RAP) | | 61,540 |



2020 Assessment Roll (Valuation Date 1-July, 2020) 2021 Taxation Year, Wheatland County

Assessment Year: 2020
Tax Year: 2021

| Roll | Legal Address | | | | | Total |
|---------|--|--------------|---------------------------------------|--------------------------------|--|---------|
| | R | | E 903 FARM BUILDING EXEMPT | | | 18,200 |
| | | | 100% The Golden Hills Reg. Div. 15 | Exempt Total: | | 79,740 |
| | | | | Totals: | | 576,410 |
| 7060000 | SE-35-26-24-4 | 1.20 Acres | | Road Allowance in Southeast Cr | | |
| | F LAND | | T 1 FARMLAND | Taxable Total: | | 110 |
| | | | 100% Alberta School Foundation Fund | | | |
| 7061000 | SE-35-26-24-4 | 1.60 Acres | | South of Canal | | |
| | F LAND | | T 1 FARMLAND | Taxable Total: | | 140 |
| | | | 100% Alberta School Foundation Fund | | | |
| 7062000 | SW-35-26-24-4 | 153.14 Acres | | | | |
| | F LAND | | T 1 FARMLAND | Taxable Total: | | 35,560 |
| | | | 100% Alberta School Foundation Fund | | | |
| 7063000 | NE-36-26-24-4 | 159.12 Acres | | | | |
| | F LAND | | T 1 FARMLAND | Taxable Total: | | 36,930 |
| | | | 100% Alberta School Foundation Fund | | | |
| 7064000 | NW-36-26-24-4 | 158.56 Acres | | | | |
| | F LAND | | T 1 FARMLAND | Taxable Total: | | 39,220 |
| | | | 100% Alberta School Foundation Fund | | | |
| 7065000 | SE-36-26-24-4 | 160.00 Acres | | | | |
| | F LAND | | T 1 FARMLAND | Taxable Total: | | 40,610 |
| | | | 100% Alberta School Foundation Fund | | | |
| 7066000 | 1611331 1 2 SW-36-26-24-4 133.96 Acres | | | | | |
| | 265037 RGE RD 241 | | | | | |
| | F LAND & IMPROVEMENTS | | T 1 FARMLAND | | | 29,040 |
| | R | | T 103 RESIDENTIAL LAND & IMPROVEMENTS | | | 264,030 |
| | | | | Taxable Total: | | 293,070 |
| | R | | E 901 RURAL RESIDENCE EXEMPTION (RAP) | | | 30,770 |
| | | | 100% Alberta School Foundation Fund | Totals: | | 323,840 |
| 7066010 | 1611331 1 1 SW-36-26-24-4 19.89 Acres | | | Westcentral, N of Canal | | |
| | 265029 RGE RD 241 | | | | | |



2020 Assessment Roll (Valuation Date 1-July, 2020) 2021 Taxation Year, Wheatland County

Assessment Year: 2020
Tax Year: 2021

| Roll | Legal Address | | | | Total |
|---------|-------------------|---------------------|---|--|---------|
| 7067000 | F | LAND & IMPROVEMENTS | T | 1 FARMLAND | 3,210 |
| | R | | T | 103 RESIDENTIAL LAND & IMPROVEMENTS | 561,490 |
| | | | | Taxable Total: | 564,700 |
| | R | | E | 901 RURAL RESIDENCE EXEMPTION (RAP) | 3,210 |
| | R | | E | 903 FARM BUILDING EXEMPT | 341,190 |
| | | | | 100% Alberta School Foundation Fund Exempt Total: | 344,400 |
| | | | | Totals: | 909,100 |
| 7067000 | NE-1-27-24-4 | 160.00 Acres | | | |
| 7068000 | F | LAND | T | 1 FARMLAND | 32,550 |
| | | | | 100% Alberta School Foundation Fund Taxable Total: | |
| 7068000 | NW-1-27-24-4 | 147.46 Acres | | | |
| 7069000 | F | LAND | T | 1 FARMLAND | 35,110 |
| | | | | 100% Alberta School Foundation Fund Taxable Total: | |
| 7069000 | SE-1-27-24-4 | 160.40 Acres | | | |
| | 240010 TWP RD 270 | | | | |
| 7070000 | F | LAND & IMPROVEMENTS | T | 1 FARMLAND | 36,690 |
| | R | | T | 103 RESIDENTIAL LAND & IMPROVEMENTS | 321,060 |
| | | | | Taxable Total: | 357,750 |
| | R | | E | 901 RURAL RESIDENCE EXEMPTION (RAP) | 30,770 |
| | R | | E | 903 FARM BUILDING EXEMPT | 5,670 |
| | | | | 100% Alberta School Foundation Fund Exempt Total: | 36,440 |
| | | | | Totals: | 394,190 |
| 7070000 | SW-1-27-24-4 | 148.32 Acres | | | |
| 7071000 | F | LAND | T | 1 FARMLAND | 31,120 |
| | | | | 100% Alberta School Foundation Fund Taxable Total: | |
| 7071000 | NE-2-27-24-4 | 160.00 Acres | | | |
| 7072000 | F | LAND | T | 1 FARMLAND | 33,600 |
| | | | | 100% Alberta School Foundation Fund Taxable Total: | |
| 7072000 | NW-2-27-24-4 | 159.16 Acres | | | |
| 7073000 | F | LAND | T | 1 FARMLAND | 29,720 |
| | | | | 100% Alberta School Foundation Fund Taxable Total: | |



2020 Assessment Roll (Valuation Date 1-July, 2020) 2021 Taxation Year, Wheatland County

Assessment Year: 2020
Tax Year: 2021

| Roll | Legal Address | | | | | | Total |
|---------|---------------|--------------|---|---|-------------------------------------|----------------|--------|
| 7073000 | SE-2-27-24-4 | 160.27 Acres | | | | | |
| | F | LAND | T | 1 | FARMLAND | Taxable Total: | 31,130 |
| | | | | | 100% Alberta School Foundation Fund | | |
| 7074000 | SW-2-27-24-4 | 155.75 Acres | | | | | |
| | F | LAND | T | 1 | FARMLAND | Taxable Total: | 37,050 |
| | | | | | 100% Alberta School Foundation Fund | | |
| 7075000 | NE-3-27-24-4 | 160.00 Acres | | | | | |
| | F | LAND | T | 1 | FARMLAND | Taxable Total: | 26,110 |
| | | | | | 100% Alberta School Foundation Fund | | |
| 7076000 | NW-3-27-24-4 | 160.00 Acres | | | | | |
| | F | LAND | T | 1 | FARMLAND | Taxable Total: | 22,820 |
| | | | | | 100% Alberta School Foundation Fund | | |
| 7077000 | SE-3-27-24-4 | 159.86 Acres | | | | | |
| | F | LAND | T | 1 | FARMLAND | Taxable Total: | 25,570 |
| | | | | | 100% Alberta School Foundation Fund | | |
| 7078000 | SW-3-27-24-4 | 159.95 Acres | | | | | |
| | F | LAND | T | 1 | FARMLAND | Taxable Total: | 26,840 |
| | | | | | 100% Alberta School Foundation Fund | | |
| 7079000 | NE-4-27-24-4 | 159.41 Acres | | | | | |
| | F | LAND | T | 1 | FARMLAND | Taxable Total: | 13,760 |
| | | | | | 100% Alberta School Foundation Fund | | |
| 7081000 | NW-4-27-24-4 | 159.01 Acres | | | | | |
| | F | LAND | T | 1 | FARMLAND | Taxable Total: | 12,630 |
| | | | | | 100% Alberta School Foundation Fund | | |
| 7082000 | SE-4-27-24-4 | 157.92 Acres | | | | | |
| | F | LAND | T | 1 | FARMLAND | Taxable Total: | 26,020 |



2020 Assessment Roll (Valuation Date 1-July, 2020) 2021 Taxation Year, Wheatland County

Assessment Year: 2020
Tax Year: 2021

| Roll | Legal Address | Total |
|-------------------------------------|---|---------|
| 100% Alberta School Foundation Fund | | |
| 7083000 | 1511185 1 1 SW-4-27-24-4 155.67 Acres | |
| | F LAND T 1 FARMLAND Taxable Total: | 29,330 |
| 100% Alberta School Foundation Fund | | |
| 7084000 | NE-5-27-24-4 159.01 Acres | |
| | F LAND T 1 FARMLAND Taxable Total: | 26,820 |
| 100% Alberta School Foundation Fund | | |
| 7085000 | NW-5-27-24-4 160.00 Acres | |
| | F LAND T 1 FARMLAND Taxable Total: | 12,750 |
| 100% Alberta School Foundation Fund | | |
| 7086000 | SE-5-27-24-4 158.86 Acres 244040 TWP RD 270 | |
| | F LAND & IMPROVEMENTS T 1 FARMLAND 32,850 | |
| | R T 103 RESIDENTIAL LAND & IMPROVEMENTS 198,410 | |
| | Taxable Total: | 231,260 |
| | R E 901 RURAL RESIDENCE EXEMPTION (RAP) 61,540 | |
| | R E 903 FARM BUILDING EXEMPT 8,850 | |
| | 100% Alberta School Foundation Fund Exempt Total: | 70,390 |
| | Totals: | 301,650 |
| 7087000 | SW-5-27-24-4 159.35 Acres | |
| | F LAND T 1 FARMLAND Taxable Total: | 11,720 |
| 100% Alberta School Foundation Fund | | |
| 7088000 | NE-6-27-24-4 160.00 Acres | |
| | F LAND T 1 FARMLAND Taxable Total: | 9,170 |
| 100% Alberta School Foundation Fund | | |
| 7089000 | NW-6-27-24-4 160.00 Acres | |
| | F LAND T 1 FARMLAND Taxable Total: | 9,170 |
| 100% Alberta School Foundation Fund | | |
| 7090000 | SE-6-27-24-4 159.44 Acres | |



2020 Assessment Roll (Valuation Date 1-July, 2020) 2021 Taxation Year, Wheatland County

Assessment Year: 2020
Tax Year: 2021

| Roll | Legal Address | | | | | Taxable Total: | Total |
|---------|-------------------|---------------------|---|-----|-------------------------------------|----------------|---------|
| | F | LAND | T | 1 | FARMLAND | | 6,500 |
| | | | | | 100% Alberta School Foundation Fund | | |
| 7091000 | SW-6-27-24-4 | 159.42 Acres | | | | | |
| | 245072 TWP RD 270 | | | | | | |
| | F | LAND & IMPROVEMENTS | T | 1 | FARMLAND | | 8,370 |
| | R | | T | 103 | RESIDENTIAL LAND & IMPROVEMENTS | | 182,430 |
| | | | | | | Taxable Total: | 190,800 |
| | R | | E | 901 | RURAL RESIDENCE EXEMPTION (RAP) | | 30,770 |
| | | | | | 100% Alberta School Foundation Fund | Totals: | 221,570 |
| 7092000 | NE-7-27-24-4 | 160.00 Acres | | | | | |
| | F | LAND | T | 1 | FARMLAND | Taxable Total: | 25,640 |
| | | | | | 100% Alberta School Foundation Fund | | |
| 7093000 | NW-7-27-24-4 | 160.00 Acres | | | | | |
| | F | LAND | T | 1 | FARMLAND | Taxable Total: | 26,980 |
| | | | | | 100% Alberta School Foundation Fund | | |
| 7094000 | SE-7-27-24-4 | 160.00 Acres | | | | | |
| | F | LAND | T | 1 | FARMLAND | Taxable Total: | 8,970 |
| | | | | | 100% Alberta School Foundation Fund | | |
| 7095000 | SW-7-27-24-4 | 160.00 Acres | | | | | |
| | F | LAND | T | 1 | FARMLAND | Taxable Total: | 10,470 |
| | | | | | 100% Alberta School Foundation Fund | | |
| 7096000 | NE-8-27-24-4 | 159.01 Acres | | | | | |
| | F | LAND | T | 1 | FARMLAND | Taxable Total: | 33,680 |
| | | | | | 100% Alberta School Foundation Fund | | |
| 7097000 | NW-8-27-24-4 | 160.00 Acres | | | | | |
| | F | LAND | T | 1 | FARMLAND | Taxable Total: | 31,440 |
| | | | | | 100% Alberta School Foundation Fund | | |
| 7098000 | SE-8-27-24-4 | 159.00 Acres | | | | | |
| | F | LAND | T | 1 | FARMLAND | Taxable Total: | 29,670 |



2020 Assessment Roll (Valuation Date 1-July, 2020) 2021 Taxation Year, Wheatland County

Assessment Year: 2020
Tax Year: 2021

| Roll | Legal Address | | | | | | Total |
|---------|---------------|--------------|-------------------------------------|----------------|--|--|--------|
| | | | 100% Alberta School Foundation Fund | | | | |
| 7099000 | SW-8-27-24-4 | 160.00 Acres | | | | | |
| | F LAND | | T 1 FARMLAND | Taxable Total: | | | 27,320 |
| | | | 100% Alberta School Foundation Fund | | | | |
| 7100000 | NE-9-27-24-4 | 158.66 Acres | | | | | |
| | F LAND | | T 1 FARMLAND | Taxable Total: | | | 33,830 |
| | | | 100% Alberta School Foundation Fund | | | | |
| 7101000 | NW-9-27-24-4 | 159.00 Acres | | | | | |
| | F LAND | | T 1 FARMLAND | Taxable Total: | | | 31,480 |
| | | | 100% Alberta School Foundation Fund | | | | |
| 7102000 | SE-9-27-24-4 | 160.00 Acres | | | | | |
| | F LAND | | T 1 FARMLAND | Taxable Total: | | | 31,090 |
| | | | 100% Alberta School Foundation Fund | | | | |
| 7103000 | SW-9-27-24-4 | 159.00 Acres | | | | | |
| | F LAND | | T 1 FARMLAND | Taxable Total: | | | 27,330 |
| | | | 100% Alberta School Foundation Fund | | | | |
| 7104000 | NE-10-27-24-4 | 158.10 Acres | | | | | |
| | F LAND | | T 1 FARMLAND | Taxable Total: | | | 41,700 |
| | | | 100% Alberta School Foundation Fund | | | | |
| 7105000 | NW-10-27-24-4 | 160.00 Acres | | | | | |
| | F LAND | | T 1 FARMLAND | Taxable Total: | | | 37,030 |
| | | | 100% Alberta School Foundation Fund | | | | |
| 7106000 | SE-10-27-24-4 | 160.00 Acres | | | | | |
| | F LAND | | T 1 FARMLAND | Taxable Total: | | | 31,560 |
| | | | 100% Alberta School Foundation Fund | | | | |
| 7107000 | SW-10-27-24-4 | 160.00 Acres | | | | | |



2020 Assessment Roll (Valuation Date 1-July, 2020) 2021 Taxation Year, Wheatland County

Assessment Year: 2020
Tax Year: 2021

| Roll | Legal Address | | | | | Total |
|---------|---------------|---------------------------|--|---|-------------------------------------|-----------------------|
| | F | LAND | | T | 1 FARMLAND | Taxable Total: 29,510 |
| 7108000 | NE-11-27-24-4 | 147.46 Acres | | | 100% Alberta School Foundation Fund | |
| | F | LAND | | T | 1 FARMLAND | Taxable Total: 17,210 |
| 7109000 | 4329JK OT | NE-11-27-24-4 12.54 Acres | | | 100% Alberta School Foundation Fund | |
| | NR | LAND | | E | 154 PROVINCIAL EXEMPT | Exempt Total: 128,470 |
| 7110000 | NW-11-27-24-4 | 160.00 Acres | | | 100% Alberta School Foundation Fund | |
| | F | LAND | | T | 1 FARMLAND | Taxable Total: 29,430 |
| 7111000 | SE-11-27-24-4 | 160.00 Acres | | | 100% Alberta School Foundation Fund | |
| | F | LAND | | T | 1 FARMLAND | Taxable Total: 35,460 |
| 7112000 | SW-11-27-24-4 | 160.00 Acres | | | 100% Alberta School Foundation Fund | |
| | F | LAND | | T | 1 FARMLAND | Taxable Total: 30,240 |
| 7113000 | NE-12-27-24-4 | 156.59 Acres | | | 100% Alberta School Foundation Fund | |
| | F | LAND | | T | 1 FARMLAND | Taxable Total: 32,750 |
| 7114000 | NW-12-27-24-4 | 149.19 Acres | | | 100% Alberta School Foundation Fund | |
| | F | LAND | | T | 1 FARMLAND | Taxable Total: 28,410 |
| 7115000 | SE-12-27-24-4 | 160.00 Acres | | | 100% Alberta School Foundation Fund | |
| | F | LAND | | T | 1 FARMLAND | Taxable Total: 35,160 |
| | | | | | 100% Alberta School Foundation Fund | |



2020 Assessment Roll (Valuation Date 1-July, 2020) 2021 Taxation Year, Wheatland County

Assessment Year: 2020
Tax Year: 2021

| Roll | Legal Address | | | | | Total |
|---------|-----------------------|---|-------------------|-----------|--|-------|
| 7116000 | SW-12-27-24-4 | 147.42 Acres | | | | |
| | F LAND | T 1 FARMLAND | Taxable Total: | 29,920 | | |
| | | 100% Alberta School Foundation Fund | | | | |
| 7117000 | NE-13-27-24-4 | 149.44 Acres | | | | |
| | F LAND | T 1 FARMLAND | Taxable Total: | 26,690 | | |
| | | 100% Alberta School Foundation Fund | | | | |
| 7119000 | NW-13-27-24-4 | 150.03 Acres | | | | |
| | F LAND | T 1 FARMLAND | Taxable Total: | 12,840 | | |
| | | 100% Alberta School Foundation Fund | | | | |
| 7121000 | SE-13-27-24-4 | 148.82 Acres | | | | |
| | F LAND | T 1 FARMLAND | Taxable Total: | 30,240 | | |
| | | 100% Alberta School Foundation Fund | | | | |
| 7122000 | SW-13-27-24-4 | 155.78 Acres | | | | |
| | F LAND | T 1 FARMLAND | Taxable Total: | 18,270 | | |
| | | 100% Alberta School Foundation Fund | | | | |
| 7124000 | NE-14-27-24-4 | 159.30 Acres | | | | |
| | F LAND | T 1 FARMLAND | Taxable Total: | 30,670 | | |
| | | 100% Alberta School Foundation Fund | | | | |
| 7125000 | NW-14-27-24-4 | 152.77 Acres | | | | |
| | F LAND | T 1 FARMLAND | Taxable Total: | 29,860 | | |
| | | 100% Alberta School Foundation Fund | | | | |
| 7127000 | SE-14-27-24-4 | 158.40 Acres | Stahlville Colony | | | |
| | 241002 TWP RD 272 | | | | | |
| | F LAND & IMPROVEMENTS | T 1 FARMLAND | | 18,870 | | |
| | R | T 103 RESIDENTIAL LAND & IMPROVEMENTS | | 2,452,630 | | |
| | NR | T 105 NON-RESEDENTIAL LAND & IMPROVEMENTS | | 100,400 | | |
| | | | Taxable Total: | 2,571,900 | | |
| | NR | E 156 SCHOOLS EXEMPT | | 2,253,450 | | |
| | R | E 901 RURAL RESIDENCE EXEMPTION (RAP) | | 800,020 | | |



2020 Assessment Roll (Valuation Date 1-July, 2020) 2021 Taxation Year, Wheatland County

Assessment Year: 2020
Tax Year: 2021

| Roll | Legal Address | | | | | Total |
|---------|--------------------------------------|--------------|---------------------------------------|----------------|--|-----------|
| | R | | E 903 FARM BUILDING EXEMPT | | | 60,740 |
| | | | 100% Alberta School Foundation Fund | Exempt Total: | | 3,114,210 |
| | | | | Totals: | | 5,686,110 |
| 7128000 | SW-14-27-24-4 | 157.81 Acres | | | | |
| | F LAND | | T 1 FARMLAND | Taxable Total: | | 15,950 |
| | | | 100% Alberta School Foundation Fund | | | |
| 7129000 | NE-15-27-24-4 | 154.75 Acres | | | | |
| | F LAND | | T 1 FARMLAND | Taxable Total: | | 14,760 |
| | | | 100% Alberta School Foundation Fund | | | |
| 7130000 | NW-15-27-24-4 | 160.00 Acres | | | | |
| | F LAND | | T 1 FARMLAND | Taxable Total: | | 29,190 |
| | | | 100% Alberta School Foundation Fund | | | |
| 7131000 | SE-15-27-24-4 | 155.26 Acres | | | | |
| | F LAND | | T 1 FARMLAND | Taxable Total: | | 30,680 |
| | | | 100% Alberta School Foundation Fund | | | |
| 7133000 | SW-15-27-24-4 | 160.00 Acres | | | | |
| | F LAND | | T 1 FARMLAND | Taxable Total: | | 37,880 |
| | | | 100% Alberta School Foundation Fund | | | |
| 7134000 | NE-16-27-24-4 | 158.90 Acres | | | | |
| | F LAND | | T 1 FARMLAND | Taxable Total: | | 34,550 |
| | | | 100% Alberta School Foundation Fund | | | |
| 7134010 | 0511044 1 1 NE-16-27-24-4 1.10 Acres | | | SE CORNER | | |
| | 272044 RGE RD 243 | | | | | |
| | R LAND & IMPROVEMENTS | | T 103 RESIDENTIAL LAND & IMPROVEMENTS | Taxable Total: | | 176,100 |
| | | | 100% Alberta School Foundation Fund | | | |
| 7135000 | NW-16-27-24-4 | 159.01 Acres | | | | |
| | F LAND | | T 1 FARMLAND | Taxable Total: | | 31,520 |
| | | | 100% Alberta School Foundation Fund | | | |



2020 Assessment Roll (Valuation Date 1-July, 2020)
2021 Taxation Year, Wheatland County

Assessment Year: 2020
Tax Year: 2021

| Roll | Legal Address | Total |
|---------|--|--------|
| 7136000 | SE-16-27-24-4 160.00 Acres | |
| | F LAND T 1 FARMLAND 100% Alberta School Foundation Fund Taxable Total: | 35,980 |
| 7137000 | SW-16-27-24-4 159.01 Acres | |
| | F LAND T 1 FARMLAND 100% Alberta School Foundation Fund Taxable Total: | 33,230 |
| 7138000 | NE-17-27-24-4 158.56 Acres | |
| | F LAND T 1 FARMLAND 100% Alberta School Foundation Fund Taxable Total: | 38,620 |
| 7139000 | NW-17-27-24-4 160.00 Acres | |
| | F LAND T 1 FARMLAND 100% Alberta School Foundation Fund Taxable Total: | 38,950 |
| 7140000 | SE-17-27-24-4 159.01 Acres | |
| | F LAND T 1 FARMLAND 100% Alberta School Foundation Fund Taxable Total: | 35,690 |
| 7141000 | SW-17-27-24-4 160.00 Acres | |
| | F LAND T 1 FARMLAND 100% Alberta School Foundation Fund Taxable Total: | 34,590 |
| 7142000 | NE-18-27-24-4 160.00 Acres | |
| | F LAND T 1 FARMLAND 100% Alberta School Foundation Fund Taxable Total: | 38,000 |
| 7143000 | NW-18-27-24-4 160.00 Acres | |
| | F LAND T 1 FARMLAND 100% Alberta School Foundation Fund Taxable Total: | 36,880 |
| 7144000 | SE-18-27-24-4 160.00 Acres | |
| | F LAND T 1 FARMLAND Taxable Total: | 33,740 |



2020 Assessment Roll (Valuation Date 1-July, 2020) 2021 Taxation Year, Wheatland County

Assessment Year: 2020
Tax Year: 2021

| Roll | Legal Address | | | | | | Total |
|---------|-----------------------|--------------|-------------------------------------|---------------------------------|----------------|--|---------|
| | | | 100% Alberta School Foundation Fund | | | | |
| 7145000 | SW-18-27-24-4 | 160.00 Acres | | | | | |
| | F LAND | | T 1 | FARMLAND | Taxable Total: | | 33,850 |
| | | | 100% Alberta School Foundation Fund | | | | |
| 7146000 | NE-19-27-24-4 | 158.10 Acres | | | | | |
| | F LAND | | T 1 | FARMLAND | Taxable Total: | | 28,260 |
| | | | 100% Alberta School Foundation Fund | | | | |
| 7147000 | NW-19-27-24-4 | 158.28 Acres | | | | | |
| | F LAND | | T 1 | FARMLAND | Taxable Total: | | 37,220 |
| | | | 100% Alberta School Foundation Fund | | | | |
| 7148000 | SE-19-27-24-4 | 160.00 Acres | | | | | |
| | F LAND | | T 1 | FARMLAND | Taxable Total: | | 39,680 |
| | | | 100% Alberta School Foundation Fund | | | | |
| 7149000 | SW-19-27-24-4 | 160.00 Acres | | | | | |
| | F LAND | | T 1 | FARMLAND | Taxable Total: | | 39,840 |
| | | | 100% Alberta School Foundation Fund | | | | |
| 7150000 | NE-20-27-24-4 | 160.00 Acres | | | | | |
| | 273050A RGE RD 244 | | | | | | |
| | F LAND & IMPROVEMENTS | | T 1 | FARMLAND | | | 16,540 |
| | R | | T 103 | RESIDENTIAL LAND & IMPROVEMENTS | | | 707,160 |
| | | | Taxable Total: | | | | 723,700 |
| | R | | E 901 | RURAL RESIDENCE EXEMPTION (RAP) | | | 61,540 |
| | | | 100% Alberta School Foundation Fund | | | | |
| | | | Totals: | | | | 785,240 |
| 7151000 | NW-20-27-24-4 | 155.70 Acres | | | | | |
| | F LAND | | T 1 | FARMLAND | Taxable Total: | | 15,350 |
| | | | 100% Alberta School Foundation Fund | | | | |
| 7152000 | SE-20-27-24-4 | 65.08 Acres | SOUTH OF RIVER, WESTERLY HALF | | | | |
| | 273016B RGE RD 244 | | | | | | |
| | F LAND & IMPROVEMENTS | | T 1 | FARMLAND | | | 8,540 |
| | R | | T 103 | RESIDENTIAL LAND & IMPROVEMENTS | | | 460,730 |



2020 Assessment Roll (Valuation Date 1-July, 2020) 2021 Taxation Year, Wheatland County

Assessment Year: 2020
Tax Year: 2021

| Roll | Legal Address | | | | Total |
|---------|---|-------|--------------------------------------|---|---------|
| | | | | Taxable Total: | 469,270 |
| | R | E 901 | RURAL RESIDENCE EXEMPTION (RAP) | | 35,870 |
| | R | E 903 | FARM BUILDING EXEMPT | | 45,720 |
| | | 100% | Alberta School Foundation Fund | Exempt Total: | 81,590 |
| | | | | Totals: | 550,860 |
| 7152010 | 0011472 1 SE-20-27-24-4 64.42 Acres 273016A RGE RD 244 | | | SOUTH OF RIVER, EASTERLY HALF Ron's Repair Services | |
| | F LAND & IMPROVEMENTS | T 1 | FARMLAND | | 8,210 |
| | R | T 103 | RESIDENTIAL LAND & IMPROVEMENTS | | 132,200 |
| | NR | T 105 | NON-RESEIDENTIAL LAND & IMPROVEMENTS | | 147,810 |
| | | | | Taxable Total: | 288,220 |
| | R | E 903 | FARM BUILDING EXEMPT | | 49,210 |
| | | 100% | The Golden Hills Reg. Div. 15 | Totals: | 337,430 |
| 7153000 | SE-20-27-24-4 23.70 Acres | | | North of River | |
| | F LAND | T 1 | FARMLAND | Taxable Total: | 1,930 |
| | | 100% | Alberta School Foundation Fund | | |
| 7154000 | SW-20-27-24-4 160.00 Acres | | | | |
| | F LAND | T 1 | FARMLAND | Taxable Total: | 38,580 |
| | | 100% | Alberta School Foundation Fund | | |
| 7155000 | NE-21-27-24-4 160.00 Acres | | | | |
| | F LAND | T 1 | FARMLAND | Taxable Total: | 25,480 |
| | | 100% | Alberta School Foundation Fund | | |
| 7156000 | NW-21-27-24-4 160.00 Acres 273057 RGE RD 244 | | | | |
| | F LAND & IMPROVEMENTS | T 1 | FARMLAND | | 36,030 |
| | R | T 103 | RESIDENTIAL LAND & IMPROVEMENTS | | 354,260 |
| | | | | Taxable Total: | 390,290 |
| | R | E 901 | RURAL RESIDENCE EXEMPTION (RAP) | | 61,540 |
| | | 100% | Alberta School Foundation Fund | Totals: | 451,830 |
| 7157000 | SE-21-27-24-4 92.15 Acres | | | South of River | |
| | F LAND | T 1 | FARMLAND | Taxable Total: | 11,440 |
| | | 100% | Alberta School Foundation Fund | | |



2020 Assessment Roll (Valuation Date 1-July, 2020) 2021 Taxation Year, Wheatland County

Assessment Year: 2020
Tax Year: 2021

| Roll | Legal Address | | | | | | Total |
|---------|---------------|---------------------------|-----------------------|-----|-------------------------------------|----------------|---------|
| 7158000 | SE-21-27-24-4 | 63.40 Acres | North of River | | | | |
| | F | LAND | T | 1 | FARMLAND | Taxable Total: | 8,160 |
| | | | | | 100% Alberta School Foundation Fund | | |
| 7159000 | SW-21-27-24-4 | 93.50 Acres | North of River | | | | |
| | | 273027 RGE RD 244 | | | | | |
| | F | LAND & IMPROVEMENTS | T | 1 | FARMLAND | | 9,930 |
| | R | | T | 103 | RESIDENTIAL LAND & IMPROVEMENTS | | 448,100 |
| | | | | | 100% The Golden Hills Reg. Div. 15 | Taxable Total: | 458,030 |
| 7160000 | SW-21-27-24-4 | 58.09 Acres | South of River | | | | |
| | F | LAND | T | 1 | FARMLAND | Taxable Total: | 7,100 |
| | | | | | 100% Alberta School Foundation Fund | | |
| 7161000 | NE-22-27-24-4 | 160.00 Acres | | | | | |
| | F | LAND | T | 1 | FARMLAND | Taxable Total: | 40,620 |
| | | | | | 100% Alberta School Foundation Fund | | |
| 7162000 | 9012404 1 | NW-22-27-24-4 40.03 Acres | East Half LSD 11 & 14 | | | | |
| | F | LAND | T | 1 | FARMLAND | Taxable Total: | 7,550 |
| | | | | | 100% Alberta School Foundation Fund | | |
| 7162010 | 9012404 2 | NW-22-27-24-4 40.03 Acres | West Half LSD 12 & 13 | | | | |
| | | 242065 TWP RD 274 | | | | | |
| | F | LAND & IMPROVEMENTS | T | 1 | FARMLAND | | 3,630 |
| | R | | T | 103 | RESIDENTIAL LAND & IMPROVEMENTS | | 332,020 |
| | | | | | | Taxable Total: | 335,650 |
| | R | | E | 901 | RURAL RESIDENCE EXEMPTION (RAP) | | 3,630 |
| | R | | E | 903 | FARM BUILDING EXEMPT | | 17,950 |
| | | | | | 100% Alberta School Foundation Fund | Exempt Total: | 21,580 |
| | | | | | | Totals: | 357,230 |
| 7163000 | NW-22-27-24-4 | 79.75 Acres | East Half LSD 11 + 14 | | | | |
| | | 242051 TWP RD 274 | | | | | |
| | F | LAND & IMPROVEMENTS | T | 1 | FARMLAND | | 10,570 |
| | R | | T | 103 | RESIDENTIAL LAND & IMPROVEMENTS | | 411,160 |
| | | | | | | Taxable Total: | 421,730 |
| | R | | E | 901 | RURAL RESIDENCE EXEMPTION (RAP) | | 61,540 |



2020 Assessment Roll (Valuation Date 1-July, 2020) 2021 Taxation Year, Wheatland County

Assessment Year: 2020
Tax Year: 2021

| Roll | Legal Address | | | | | Total |
|---------|---------------|--------------|-------------------------------------|----------------|-----------------------|---------|
| | R | | E 903 FARM BUILDING EXEMPT | | | 16,140 |
| | | | 100% Alberta School Foundation Fund | Exempt Total: | | 77,680 |
| | | | | Totals: | | 499,410 |
| 7164000 | SE-22-27-24-4 | 158.00 Acres | | | | |
| | F LAND | | T 1 FARMLAND | Taxable Total: | | 27,660 |
| | | | 100% Alberta School Foundation Fund | | | |
| 7165000 | SW-22-27-24-4 | 92.60 Acres | | | North & East of River | |
| | F LAND | | T 1 FARMLAND | Taxable Total: | | 8,980 |
| | | | 100% Alberta School Foundation Fund | | | |
| 7166000 | SW-22-27-24-4 | 60.05 Acres | | | South & West of River | |
| | F LAND | | T 1 FARMLAND | Taxable Total: | | 9,530 |
| | | | 100% Alberta School Foundation Fund | | | |
| 7167000 | NE-23-27-24-4 | 160.00 Acres | | | | |
| | F LAND | | T 1 FARMLAND | Taxable Total: | | 39,700 |
| | | | 100% Alberta School Foundation Fund | | | |
| 7168000 | NW-23-27-24-4 | 160.00 Acres | | | | |
| | F LAND | | T 1 FARMLAND | Taxable Total: | | 40,620 |
| | | | 100% Alberta School Foundation Fund | | | |
| 7169000 | SE-23-27-24-4 | 160.00 Acres | | | | |
| | F LAND | | T 1 FARMLAND | Taxable Total: | | 39,370 |
| | | | 100% Alberta School Foundation Fund | | | |
| 7170000 | SW-23-27-24-4 | 160.00 Acres | | | | |
| | F LAND | | T 1 FARMLAND | Taxable Total: | | 40,130 |
| | | | 100% Alberta School Foundation Fund | | | |
| 7171000 | NE-24-27-24-4 | 151.83 Acres | | | | |
| | F LAND | | T 1 FARMLAND | Taxable Total: | | 17,430 |
| | | | 100% Alberta School Foundation Fund | | | |



2020 Assessment Roll (Valuation Date 1-July, 2020) 2021 Taxation Year, Wheatland County

Assessment Year: 2020
Tax Year: 2021

| Roll | Legal Address | | | | Total |
|---------|-----------------------|-------------------------------------|--------------------------------|--------|-------|
| 7173000 | NW-24-27-24-4 | 160.00 Acres | | | |
| | F LAND | T 1 FARMLAND | Taxable Total: | 21,800 | |
| | | 100% Alberta School Foundation Fund | | | |
| 7174000 | SE-24-27-24-4 | 136.92 Acres | | | |
| | F LAND | T 1 FARMLAND | Taxable Total: | 11,640 | |
| | | 100% Alberta School Foundation Fund | | | |
| 7176000 | SW-24-27-24-4 | 156.40 Acres | | | |
| | F LAND | T 1 FARMLAND | Taxable Total: | 18,100 | |
| | | 100% Alberta School Foundation Fund | | | |
| 7178000 | NE-25-27-24-4 | 152.36 Acres | | | |
| | F LAND | T 1 FARMLAND | Taxable Total: | 37,260 | |
| | | 100% Alberta School Foundation Fund | | | |
| 7180000 | NW-25-27-24-4 | 100.00 Acres | LSD 11&12 & S Half LSD 13 & 14 | | |
| | F LAND | T 1 FARMLAND | Taxable Total: | 22,370 | |
| | | 100% Alberta School Foundation Fund | | | |
| 7180010 | NW-25-27-24-4 | 60.00 Acres | N Hf, S Hf & All N Hf LS 13&14 | | |
| | F LAND | T 1 FARMLAND | Taxable Total: | 14,190 | |
| | | 100% Alberta School Foundation Fund | | | |
| 7181000 | SE-25-27-24-4 | 152.33 Acres | | | |
| | F LAND | T 1 FARMLAND | Taxable Total: | 37,880 | |
| | | 100% Alberta School Foundation Fund | | | |
| 7182000 | SW-25-27-24-4 | 160.00 Acres | | | |
| | F LAND | T 1 FARMLAND | Taxable Total: | 34,890 | |
| | | 100% Alberta School Foundation Fund | | | |
| 7183000 | NE-26-27-24-4 | 79.34 Acres | LSD 9 & 16 | | |
| | 241005 TWP RD 275 | | | | |
| | F LAND & IMPROVEMENTS | T 1 FARMLAND | | 19,130 | |



2020 Assessment Roll (Valuation Date 1-July, 2020) 2021 Taxation Year, Wheatland County

Assessment Year: 2020
Tax Year: 2021

| Roll | Legal Address | | | | | Total |
|---------|-------------------|---------------------|---|------|---------------------------------|---------|
| | R | | T | 103 | RESIDENTIAL LAND & IMPROVEMENTS | 301,560 |
| | | | | | Taxable Total: | 320,690 |
| | R | | E | 901 | RURAL RESIDENCE EXEMPTION (RAP) | 61,540 |
| | R | | E | 903 | FARM BUILDING EXEMPT | 4,600 |
| | | | | 100% | Alberta School Foundation Fund | 66,140 |
| | | | | | Exempt Total: | 386,830 |
| | | | | | Totals: | |
| 7184000 | NE-26-27-24-4 | 39.94 Acres | | | w1/2 lsd 10 & 15 | |
| | 241037 TWP RD 275 | | | | | |
| | F | LAND & IMPROVEMENTS | T | 1 | FARMLAND | 8,150 |
| | R | | T | 103 | RESIDENTIAL LAND & IMPROVEMENTS | 301,160 |
| | | | | | Taxable Total: | 309,310 |
| | R | | E | 901 | RURAL RESIDENCE EXEMPTION (RAP) | 61,540 |
| | | | | 100% | Alberta School Foundation Fund | 370,850 |
| | | | | | Totals: | |
| 7185000 | NE-26-27-24-4 | 39.67 Acres | | | East Half LSD 10 & 15 | |
| | F | LAND | T | 1 | FARMLAND | 8,930 |
| | | | | 100% | Alberta School Foundation Fund | |
| 7186000 | NW-26-27-24-4 | 78.63 Acres | | | E Hf LSD 12&13 W Hf LSD 11&14 | |
| | F | LAND | T | 1 | FARMLAND | 18,820 |
| | | | | 100% | Alberta School Foundation Fund | |
| 7187000 | NW-26-27-24-4 | 39.37 Acres | | | West Half LSD 12 & 13 | |
| | F | LAND | T | 1 | FARMLAND | 8,760 |
| | | | | 100% | Alberta School Foundation Fund | |
| 7188000 | NW-26-27-24-4 | 39.31 Acres | | | East Half LSD 11 & 14 | |
| | F | LAND | T | 1 | FARMLAND | 8,390 |
| | | | | 100% | Alberta School Foundation Fund | |
| 7189000 | SE-26-27-24-4 | 80.00 Acres | | | East Half | |
| | F | LAND | T | 1 | FARMLAND | 19,840 |
| | | | | 100% | Alberta School Foundation Fund | |
| 7190000 | SE-26-27-24-4 | 40.00 Acres | | | East Half LSD 2 & 7 | |
| | F | LAND | T | 1 | FARMLAND | 9,240 |



2020 Assessment Roll (Valuation Date 1-July, 2020) 2021 Taxation Year, Wheatland County

Assessment Year: 2020
Tax Year: 2021

| Roll | Legal Address | | | | | Total |
|---------|---|--------------|---------------------------------------|----------------|-------------------------------|---------|
| | | | 100% Alberta School Foundation Fund | | | |
| 7191000 | SE-26-27-24-4 | 40.00 Acres | | | w1/2 lsd 2 & 7 | |
| | F LAND | | T 1 FARMLAND | Taxable Total: | | 9,240 |
| | | | 100% Alberta School Foundation Fund | | | |
| 7192000 | SW-26-27-24-4 | 80.00 Acres | | | W Hlf LSD 3&6 & E Hlf LSD 4&5 | |
| | F LAND | | T 1 FARMLAND | Taxable Total: | | 19,350 |
| | | | 100% Alberta School Foundation Fund | | | |
| 7193000 | SW-26-27-24-4 | 40.00 Acres | | | East Half LSD 3 & 6 | |
| | F LAND | | T 1 FARMLAND | Taxable Total: | | 9,240 |
| | | | 100% Alberta School Foundation Fund | | | |
| 7194000 | SW-26-27-24-4 | 40.00 Acres | | | West Half LSD 4 & 5 | |
| | F LAND | | T 1 FARMLAND | Taxable Total: | | 8,780 |
| | | | 100% Alberta School Foundation Fund | | | |
| 7195000 | NE-27-27-24-4 | 160.00 Acres | | | | |
| | F LAND | | T 1 FARMLAND | Taxable Total: | | 35,770 |
| | | | 100% Alberta School Foundation Fund | | | |
| 7196000 | NW-27-27-24-4 | 160.00 Acres | | | | |
| | F LAND | | T 1 FARMLAND | Taxable Total: | | 37,650 |
| | | | 100% Alberta School Foundation Fund | | | |
| 7197000 | SE-27-27-24-4 | 157.75 Acres | | | | |
| | F LAND | | T 1 FARMLAND | Taxable Total: | | 38,750 |
| | | | 100% Alberta School Foundation Fund | | | |
| 7197010 | 1512465 1 1 SE-27-27-24-4 2.25 Acres 242038 TWP RD 274 | | | | Southwest Corner | |
| | R LAND & IMPROVEMENTS | | T 103 RESIDENTIAL LAND & IMPROVEMENTS | Taxable Total: | | 336,400 |
| | | | 100% Alberta School Foundation Fund | | | |
| 7198000 | SW-27-27-24-4 | 87.08 Acres | | | North of Road | |



2020 Assessment Roll (Valuation Date 1-July, 2020) 2021 Taxation Year, Wheatland County

Assessment Year: 2020
Tax Year: 2021

| Roll | Legal Address | | | | | Total |
|---------|--------------------|---------------------------|---|-----|-------------------------------------|------------------------------|
| | F | LAND | T | 1 | FARMLAND | Taxable Total: 21,730 |
| | | | | | 100% Alberta School Foundation Fund | |
| 7198010 | SW-27-27-24-4 | 44.57 Acres | | | | S of Road within LSD 5&6 |
| | 274034A RGE RD 243 | | | | | |
| | F | LAND & IMPROVEMENTS | T | 1 | FARMLAND | 4,440 |
| | R | | T | 103 | RESIDENTIAL LAND & IMPROVEMENTS | 237,260 |
| | | | | | Taxable Total: | 241,700 |
| | R | | E | 901 | RURAL RESIDENCE EXEMPTION (RAP) | 4,440 |
| | R | | E | 903 | FARM BUILDING EXEMPT | 1,100 |
| | | | | | 100% Alberta School Foundation Fund | Exempt Total: 5,540 |
| | | | | | | Totals: 247,240 |
| 7198020 | 0712754 1 1 | SW-27-27-24-4 23.77 Acres | | | | South West 1/2 LSD 3 S. Road |
| | 274032 RGE RD 243 | | | | | |
| | F | LAND & IMPROVEMENTS | T | 1 | FARMLAND | 4,030 |
| | R | | T | 103 | RESIDENTIAL LAND & IMPROVEMENTS | 230,270 |
| | | | | | Taxable Total: | 234,300 |
| | R | | E | 901 | RURAL RESIDENCE EXEMPTION (RAP) | 4,030 |
| | | | | | 100% Alberta School Foundation Fund | Totals: 238,330 |
| 7199000 | NE-28-27-24-4 | 160.00 Acres | | | | |
| | F | LAND | T | 1 | FARMLAND | Taxable Total: 39,420 |
| | | | | | 100% Alberta School Foundation Fund | |
| 7200000 | NW-28-27-24-4 | 159.43 Acres | | | | |
| | 274061 RGE RD 244 | | | | | |
| | F | LAND & IMPROVEMENTS | T | 1 | FARMLAND | 37,150 |
| | R | | T | 103 | RESIDENTIAL LAND & IMPROVEMENTS | 402,360 |
| | | | | | Taxable Total: | 439,510 |
| | R | | E | 901 | RURAL RESIDENCE EXEMPTION (RAP) | 61,540 |
| | | | | | 100% Alberta School Foundation Fund | Totals: 501,050 |
| 7201000 | SE-28-27-24-4 | 160.00 Acres | | | | |
| | F | LAND | T | 1 | FARMLAND | Taxable Total: 40,430 |
| | | | | | 100% Alberta School Foundation Fund | |
| 7202000 | SW-28-27-24-4 | 160.00 Acres | | | | |
| | F | LAND | T | 1 | FARMLAND | Taxable Total: 31,140 |
| | | | | | 100% Alberta School Foundation Fund | |



2020 Assessment Roll (Valuation Date 1-July, 2020) 2021 Taxation Year, Wheatland County

Assessment Year: 2020
Tax Year: 2021

| Roll | Legal Address | | | | | | Total |
|---------|---------------------------------------|--------------|---------------------------|-------------------------------------|----------------|--|---------|
| 7203000 | NE-29-27-24-4 | 159.39 Acres | | | | | |
| | F LAND | | T 1 | FARMLAND | Taxable Total: | | 37,740 |
| | | | | 100% Alberta School Foundation Fund | | | |
| 7204000 | NW-29-27-24-4 | 160.00 Acres | | | | | |
| | F LAND | | T 1 | FARMLAND | Taxable Total: | | 41,470 |
| | | | | 100% Alberta School Foundation Fund | | | |
| 7205000 | SE-29-27-24-4 | 160.00 Acres | | | | | |
| | F LAND | | T 1 | FARMLAND | Taxable Total: | | 42,570 |
| | | | | 100% Alberta School Foundation Fund | | | |
| 7206000 | SW-29-27-24-4 | 121.65 Acres | | | | | |
| | | | North of River | | | | |
| | F LAND | | T 1 | FARMLAND | Taxable Total: | | 31,690 |
| | | | | 100% Alberta School Foundation Fund | | | |
| 7206010 | 9311088 1 SW-29-27-24-4 20.45 Acres | | | | | | |
| | 244056 TWP RD 274 | | NORTH & ADJACENT TO RIVER | | | | |
| | F LAND & IMPROVEMENTS | | T 1 | FARMLAND | | | 1,190 |
| | R | | T 103 | RESIDENTIAL LAND & IMPROVEMENTS | | | 250,390 |
| | | | | | Taxable Total: | | 251,580 |
| | R | | E 901 | RURAL RESIDENCE EXEMPTION (RAP) | | | 2,760 |
| | R | | E 903 | FARM BUILDING EXEMPT | | | 4,650 |
| | | | | 100% Alberta School Foundation Fund | Exempt Total: | | 7,410 |
| | | | | | Totals: | | 258,990 |
| 7206020 | 0212591 2 3 SW-29-27-24-4 15.51 Acres | | | | | | |
| | | | SOUTH & PART NE OF RIVER | | | | |
| | F LAND | | T 1 | FARMLAND | Taxable Total: | | 1,570 |
| | | | | 100% Alberta School Foundation Fund | | | |
| 7207000 | NE-30-27-24-4 | 152.75 Acres | | | | | |
| | F LAND | | T 1 | FARMLAND | Taxable Total: | | 39,810 |
| | | | | 100% Alberta School Foundation Fund | | | |
| 7208000 | NE-30-27-24-4 | 7.25 Acres | | | | | |
| | | | Southwest Corner | | | | |
| | F LAND | | T 1 | FARMLAND | Taxable Total: | | 730 |



2020 Assessment Roll (Valuation Date 1-July, 2020) 2021 Taxation Year, Wheatland County

Assessment Year: 2020
Tax Year: 2021

| Roll | Legal Address | | | | | | Total |
|---------|---------------|--------------------------|-------------------------------------|-----|---------------------------------|----------------|-----------|
| | | | 100% Alberta School Foundation Fund | | | | |
| 7209000 | NW-30-27-24-4 | 160.00 Acres | | | | | |
| | F | LAND | T | 1 | FARMLAND | Taxable Total: | 28,950 |
| | | | 100% Alberta School Foundation Fund | | | | |
| 7210000 | SE-30-27-24-4 | 160.00 Acres | | | | | |
| | F | LAND | T | 1 | FARMLAND | Taxable Total: | 26,500 |
| | | | 100% Alberta School Foundation Fund | | | | |
| 7211000 | SW-30-27-24-4 | 160.00 Acres | | | | | |
| | | 274035 RGE RD 250 | Sandhill Colony | | | | |
| | F | LAND & IMPROVEMENTS | T | 1 | FARMLAND | | 17,800 |
| | R | | T | 103 | RESIDENTIAL LAND & IMPROVEMENTS | | 539,110 |
| | | | Taxable Total: | | | | 556,910 |
| | NR | | E | 156 | SCHOOLS EXEMPT | | 1,563,300 |
| | R | | E | 901 | RURAL RESIDENCE EXEMPTION (RAP) | | 561,190 |
| | R | | E | 903 | FARM BUILDING EXEMPT | | 6,785,130 |
| | | | 100% Alberta School Foundation Fund | | | | |
| | | | Exempt Total: | | | | 8,909,620 |
| | | | Totals: | | | | 9,466,530 |
| 7212000 | NE-31-27-24-4 | 155.85 Acres | | | | | |
| | F | LAND | T | 1 | FARMLAND | Taxable Total: | 42,420 |
| | | | 100% Alberta School Foundation Fund | | | | |
| 7212010 | 9512249 1 | NE-31-27-24-4 4.15 Acres | NORTHWEST Corner LSD 16 | | | | |
| | | 245021 TWP RD 280 | | | | | |
| | R | LAND & IMPROVEMENTS | T | 103 | RESIDENTIAL LAND & IMPROVEMENTS | | 156,900 |
| | R | | E | 901 | RURAL RESIDENCE EXEMPTION (RAP) | | 53,500 |
| | | | 100% Alberta School Foundation Fund | | | | |
| | | | Totals: | | | | 210,400 |
| 7213000 | NW-31-27-24-4 | 160.00 Acres | | | | | |
| | F | LAND | T | 1 | FARMLAND | Taxable Total: | 44,490 |
| | | | 100% Alberta School Foundation Fund | | | | |
| 7214000 | SE-31-27-24-4 | 160.00 Acres | | | | | |
| | F | LAND | T | 1 | FARMLAND | Taxable Total: | 42,580 |
| | | | 100% Alberta School Foundation Fund | | | | |



2020 Assessment Roll (Valuation Date 1-July, 2020) 2021 Taxation Year, Wheatland County

Assessment Year: 2020
Tax Year: 2021

| Roll | Legal Address | | | | | Total |
|---------|-------------------------------------|--------------|---------------------------------------|----------------|--|---------|
| 7215000 | SW-31-27-24-4 | 160.00 Acres | | | | |
| | F LAND | | T 1 FARMLAND | Taxable Total: | | 42,150 |
| | | | 100% Alberta School Foundation Fund | | | |
| 7216000 | NE-32-27-24-4 | 160.00 Acres | | | | |
| | F LAND | | T 1 FARMLAND | Taxable Total: | | 31,590 |
| | | | 100% Alberta School Foundation Fund | | | |
| 7217000 | NW-32-27-24-4 | 160.00 Acres | | | | |
| | F LAND | | T 1 FARMLAND | Taxable Total: | | 40,250 |
| | | | 100% Alberta School Foundation Fund | | | |
| 7218000 | SE-32-27-24-4 | 142.08 Acres | | | | |
| | F LAND | | T 1 FARMLAND | Taxable Total: | | 29,950 |
| | | | 100% Alberta School Foundation Fund | | | |
| 7218010 | 9610604 1 SE-32-27-24-4 17.92 Acres | | Central portion on E Side | | | |
| | 275018 RGE RD 244 | | | | | |
| | F LAND & IMPROVEMENTS | | T 1 FARMLAND | | | 3,180 |
| | R | | T 103 RESIDENTIAL LAND & IMPROVEMENTS | | | 717,220 |
| | | | | Taxable Total: | | 720,400 |
| | R | | E 901 RURAL RESIDENCE EXEMPTION (RAP) | | | 3,180 |
| | | | 100% Alberta School Foundation Fund | Totals: | | 723,580 |
| 7219000 | SW-32-27-24-4 | 160.00 Acres | | | | |
| | F LAND | | T 1 FARMLAND | Taxable Total: | | 42,770 |
| | | | 100% Alberta School Foundation Fund | | | |
| 7222000 | NE-33-27-24-4 | 160.00 Acres | | | | |
| | F LAND | | T 1 FARMLAND | Taxable Total: | | 42,120 |
| | | | 100% Alberta School Foundation Fund | | | |
| 7223000 | NW-33-27-24-4 | 155.00 Acres | | | | |
| | F LAND | | T 1 FARMLAND | Taxable Total: | | 39,730 |
| | | | 100% Alberta School Foundation Fund | | | |



2020 Assessment Roll (Valuation Date 1-July, 2020) 2021 Taxation Year, Wheatland County

Assessment Year: 2020
Tax Year: 2021

| Roll | Legal Address | Total |
|---------|---|--|
| 7223010 | 0513389 1 1 NW-33-27-24-4 5.00 Acres 275063 RGE RD 244 | SW CORNER OF LSD 13 |
| | F LAND & IMPROVEMENTS | 370 |
| | R | 280,630 |
| | T 1 FARMLAND | |
| | T 103 RESIDENTIAL LAND & IMPROVEMENTS | |
| | Taxable Total: | 281,000 |
| | R | 370 |
| | E 901 RURAL RESIDENCE EXEMPTION (RAP) | |
| | 100% Alberta School Foundation Fund | |
| | Totals: | 281,370 |
| 7224000 | SE-33-27-24-4 120.00 Acres 275024 RGE RD 243 | LSD 1 & 2 & S Half LSD 7 & 8 |
| | F LAND & IMPROVEMENTS | 27,830 |
| | R | 178,430 |
| | T 1 FARMLAND | |
| | T 103 RESIDENTIAL LAND & IMPROVEMENTS | |
| | Taxable Total: | 206,260 |
| | R | 30,770 |
| | E 901 RURAL RESIDENCE EXEMPTION (RAP) | |
| | 100% Alberta School Foundation Fund | |
| | Totals: | 237,030 |
| 7225000 | SE-33-27-24-4 40.00 Acres | North Half LSD 7 & 8 |
| | F LAND | |
| | T 1 FARMLAND | |
| | 100% Alberta School Foundation Fund | |
| | Taxable Total: | 9,590 |
| 7226000 | SW-33-27-24-4 120.00 Acres | LSD 3 & 4 & S Half LSD 5 & 6 |
| | F LAND | |
| | T 1 FARMLAND | |
| | 100% Alberta School Foundation Fund | |
| | Taxable Total: | 30,600 |
| 7227000 | SW-33-27-24-4 38.00 Acres | North Half LSD 5 & 6 |
| | F LAND | |
| | T 1 FARMLAND | |
| | 100% Alberta School Foundation Fund | |
| | Taxable Total: | 8,050 |
| 7228000 | SW-33-27-24-4 2.00 Acres | N.E. Corner County Lease Stock County Lease- Gramms Stock Pile |
| | NR LAND | |
| | E 152 MUNI GRAVEL OPERATION- EXEMPT | |
| | 100% Alberta School Foundation Fund | |
| | Exempt Total: | 68,000 |
| 7229000 | NE-34-27-24-4 155.00 Acres | |
| | F LAND | |
| | T 1 FARMLAND | |
| | 100% Alberta School Foundation Fund | |
| | Taxable Total: | 36,750 |
| 7229010 | 9710813 1 NE-34-27-24-4 5.00 Acres | Northeast Corner |



2020 Assessment Roll (Valuation Date 1-July, 2020) 2021 Taxation Year, Wheatland County

Assessment Year: 2020
Tax Year: 2021

| Roll | Legal Address | | | | | Total |
|---------|------------------------|-------------------|--|-------------------------------------|-----------------------------|--------|
| | F | LAND | | T 1 FARMLAND | Taxable Total: | 840 |
| | | | | 100% Alberta School Foundation Fund | | |
| 7232000 | SE-34-27-24-4 | 80.00 Acres | | | East Half | |
| | F | LAND | | T 1 FARMLAND | Taxable Total: | 19,100 |
| | | | | 100% Alberta School Foundation Fund | | |
| 7233000 | SE-34-27-24-4 | 80.00 Acres | | | West Half | |
| | F | LAND | | T 1 FARMLAND | Taxable Total: | 18,520 |
| | | | | 100% Alberta School Foundation Fund | | |
| 7234000 | SW-34-27-24-4 | 80.00 Acres | | | LSD 3 & 4 | |
| | F | LAND | | T 1 FARMLAND | Taxable Total: | 11,790 |
| | | | | 100% Alberta School Foundation Fund | | |
| 7235000 | 7293JK 1 W -34-27-24-4 | 120.15 Acres | | | WEST HALF OF NW QRT & LSD 5 | |
| | F | LAND | | T 1 FARMLAND | Taxable Total: | 27,040 |
| | | | | 100% Alberta School Foundation Fund | | |
| 7236000 | 7293JK 2 W -34-27-24-4 | 120.21 Acres | | | EAST HALF OF NW QRT & LSD 6 | |
| | F | LAND | | T 1 FARMLAND | Taxable Total: | 15,630 |
| | | | | 100% Alberta School Foundation Fund | | |
| 7237000 | NE-35-27-24-4 | 160.00 Acres | | | | |
| | | 241039 TWP RD 280 | | | | |
| | F | LAND | | T 1 FARMLAND | Taxable Total: | 39,890 |
| | | | | 100% Alberta School Foundation Fund | | |
| 7238000 | NW-35-27-24-4 | 160.00 Acres | | | | |
| | F | LAND | | T 1 FARMLAND | Taxable Total: | 39,940 |
| | | | | 100% Alberta School Foundation Fund | | |
| 7239000 | SE-35-27-24-4 | 80.00 Acres | | | North Half | |
| | F | LAND | | T 1 FARMLAND | Taxable Total: | 18,120 |
| | | | | 100% Alberta School Foundation Fund | | |



2020 Assessment Roll (Valuation Date 1-July, 2020) 2021 Taxation Year, Wheatland County

Assessment Year: 2020
Tax Year: 2021

| Roll | Legal Address | | | | Total |
|---------|-----------------------|---------------------------------------|----------------|---------|-------|
| 7240000 | SE-35-27-24-4 | 77.06 Acres | South Half | | |
| | F LAND | T 1 FARMLAND | Taxable Total: | 16,700 | |
| | | 100% Alberta School Foundation Fund | | | |
| 7241000 | SW-35-27-24-4 | 79.40 Acres | East Half | | |
| | F LAND | T 1 FARMLAND | Taxable Total: | 19,070 | |
| | | 100% Alberta School Foundation Fund | | | |
| 7242000 | SW-35-27-24-4 | 79.30 Acres | West Half | | |
| | 241066 TWP RD 275 | | | | |
| | F LAND & IMPROVEMENTS | T 1 FARMLAND | | 18,750 | |
| | R | T 103 RESIDENTIAL LAND & IMPROVEMENTS | | 277,110 | |
| | | | Taxable Total: | 295,860 | |
| | R | E 901 RURAL RESIDENCE EXEMPTION (RAP) | | 36,890 | |
| | | 100% The Golden Hills Reg. Div. 15 | Totals: | 332,750 | |
| 7243000 | NE-36-27-24-4 | 76.12 Acres | South Half | | |
| | F LAND | T 1 FARMLAND | Taxable Total: | 18,830 | |
| | | 100% Alberta School Foundation Fund | | | |
| 7244000 | NE-36-27-24-4 | 76.00 Acres | North Half | | |
| | F LAND | T 1 FARMLAND | Taxable Total: | 18,800 | |
| | | 100% Alberta School Foundation Fund | | | |
| 7245000 | NW-36-27-24-4 | 80.00 Acres | North Half | | |
| | F LAND | T 1 FARMLAND | Taxable Total: | 15,020 | |
| | | 100% Alberta School Foundation Fund | | | |
| 7246000 | NW-36-27-24-4 | 80.00 Acres | South Half | | |
| | F LAND | T 1 FARMLAND | Taxable Total: | 17,090 | |
| | | 100% Alberta School Foundation Fund | | | |
| 7247000 | SE-36-27-24-4 | 76.17 Acres | North Half | | |
| | F LAND | T 1 FARMLAND | Taxable Total: | 18,550 | |
| | | 100% Alberta School Foundation Fund | | | |



2020 Assessment Roll (Valuation Date 1-July, 2020) 2021 Taxation Year, Wheatland County

Assessment Year: 2020
Tax Year: 2021

| Roll | Legal Address | | | | | Total |
|---------|---------------|--------------|-------------------------------------|----------------|--|--------|
| 7248000 | SE-36-27-24-4 | 76.16 Acres | s 1/2 | | | |
| | F LAND | | T 1 FARMLAND | Taxable Total: | | 18,210 |
| | | | 100% Alberta School Foundation Fund | | | |
| 7249000 | SW-36-27-24-4 | 80.00 Acres | North Half | | | |
| | F LAND | | T 1 FARMLAND | Taxable Total: | | 17,390 |
| | | | 100% Alberta School Foundation Fund | | | |
| 7250000 | SW-36-27-24-4 | 80.00 Acres | S 1/2 | | | |
| | F LAND | | T 1 FARMLAND | Taxable Total: | | 17,910 |
| | | | 100% Alberta School Foundation Fund | | | |
| 7251000 | NE-1-28-24-4 | 75.94 Acres | North Half | | | |
| | F LAND | | T 1 FARMLAND | Taxable Total: | | 18,660 |
| | | | 100% Alberta School Foundation Fund | | | |
| 7252000 | NE-1-28-24-4 | 75.94 Acres | South Half | | | |
| | F LAND | | T 1 FARMLAND | Taxable Total: | | 18,980 |
| | | | 100% Alberta School Foundation Fund | | | |
| 7253000 | NW-1-28-24-4 | 80.00 Acres | South Half | | | |
| | F LAND | | T 1 FARMLAND | Taxable Total: | | 18,570 |
| | | | 100% Alberta School Foundation Fund | | | |
| 7254000 | NW-1-28-24-4 | 80.00 Acres | North Half | | | |
| | F LAND | | T 1 FARMLAND | Taxable Total: | | 19,070 |
| | | | 100% Alberta School Foundation Fund | | | |
| 7255000 | SE-1-28-24-4 | 151.88 Acres | | | | |
| | F LAND | | T 1 FARMLAND | Taxable Total: | | 36,320 |
| | | | 100% Alberta School Foundation Fund | | | |
| 7256000 | SW-1-28-24-4 | 155.00 Acres | | | | |
| | F LAND | | T 1 FARMLAND | Taxable Total: | | 37,490 |



2020 Assessment Roll (Valuation Date 1-July, 2020) 2021 Taxation Year, Wheatland County

Assessment Year: 2020
Tax Year: 2021

| Roll | Legal Address | | | | | | Total |
|---------|-------------------|-------------------------|--|-----|---------------------------------|----------------|---------|
| | | | 100% Alberta School Foundation Fund | | | | |
| 7256010 | 1812279 1 1 | SW-1-28-24-4 5.00 Acres | 718 Ft West of SE Corner | | | | |
| | 240056 TWP RD 280 | | | | | | |
| | F | LAND & IMPROVEMENTS | T | 1 | FARMLAND | | 510 |
| | R | | T | 103 | RESIDENTIAL LAND & IMPROVEMENTS | | 225,230 |
| | | | Taxable Total: | | | | 225,740 |
| | R | | E | 901 | RURAL RESIDENCE EXEMPTION (RAP) | | 30,770 |
| | | | 100% Alberta School Foundation Fund | | | | |
| | | | Totals: | | | | 256,510 |
| 7257000 | NE-2-28-24-4 | 160.00 Acres | | | | | |
| | F | LAND | T | 1 | FARMLAND | Taxable Total: | 38,530 |
| | | | 100% Alberta School Foundation Fund | | | | |
| 7258000 | NW-2-28-24-4 | 155.90 Acres | | | | | |
| | F | LAND | T | 1 | FARMLAND | Taxable Total: | 39,150 |
| | | | 100% Alberta School Foundation Fund | | | | |
| 7259000 | NW-2-28-24-4 | 4.10 Acres | Southwest Corner Seventh-Day Adventist Cemetery | | | | |
| | NR | LAND | E | 159 | CEMETARY EXEMPT | Exempt Total: | 86,290 |
| | | | 100% Alberta School Foundation Fund | | | | |
| 7260000 | SE-2-28-24-4 | 160.00 Acres | | | | | |
| | F | LAND | T | 1 | FARMLAND | Taxable Total: | 39,210 |
| | | | 100% Alberta School Foundation Fund | | | | |
| 7261000 | SW-2-28-24-4 | 157.00 Acres | | | | | |
| | F | LAND | T | 1 | FARMLAND | Taxable Total: | 39,300 |
| | | | 100% Alberta School Foundation Fund | | | | |
| 7262000 | SW-2-28-24-4 | 3.00 Acres | Northwest Corner Level Land Seventh-Day Adventist Church | | | | |
| | 280037 RGE RD 242 | | | | | | |
| | NR | LAND & IMPROVEMENTS | E | 164 | RELIGIOUS EXEMPT | Exempt Total: | 724,370 |
| | | | 100% Alberta School Foundation Fund | | | | |
| 7264000 | NE-3-28-24-4 | 160.00 Acres | | | | | |
| | F | LAND | T | 1 | FARMLAND | Taxable Total: | 35,360 |



2020 Assessment Roll (Valuation Date 1-July, 2020) 2021 Taxation Year, Wheatland County

Assessment Year: 2020
Tax Year: 2021

| Roll | Legal Address | | | | | | Total |
|---------|---------------|-------------------------|---|-----|---------------------------------|----------------|---------|
| | | | 100% Alberta School Foundation Fund | | | | |
| 7265000 | NW-3-28-24-4 | 160.00 Acres | | | | | |
| | F | LAND | T | 1 | FARMLAND | Taxable Total: | 37,680 |
| | | | 100% Alberta School Foundation Fund | | | | |
| 7266000 | SE-3-28-24-4 | 157.00 Acres | | | | | |
| | F | LAND | T | 1 | FARMLAND | Taxable Total: | 37,920 |
| | | | 100% Alberta School Foundation Fund | | | | |
| 7267000 | SE-3-28-24-4 | 3.00 Acres | Northeast Corner Former Level Land School | | | | |
| | | 280042 RGE RD 242 | | | | | |
| | R | LAND & IMPROVEMENTS | T | 103 | RESIDENTIAL LAND & IMPROVEMENTS | Taxable Total: | 102,100 |
| | | | 100% Alberta School Foundation Fund | | | | |
| 7269000 | SW-3-28-24-4 | 160.00 Acres | | | | | |
| | F | LAND | T | 1 | FARMLAND | Taxable Total: | 36,400 |
| | | | 100% Alberta School Foundation Fund | | | | |
| 7270000 | NE-4-28-24-4 | 160.00 Acres | | | | | |
| | F | LAND | T | 1 | FARMLAND | Taxable Total: | 43,530 |
| | | | 100% Alberta School Foundation Fund | | | | |
| 7271000 | NW-4-28-24-4 | 160.00 Acres | | | | | |
| | F | LAND | T | 1 | FARMLAND | Taxable Total: | 43,590 |
| | | | 100% Alberta School Foundation Fund | | | | |
| 7272000 | SE-4-28-24-4 | 157.01 Acres | | | | | |
| | F | LAND | T | 1 | FARMLAND | Taxable Total: | 41,890 |
| | | | 100% Alberta School Foundation Fund | | | | |
| 7272010 | 0712488 1 1 | SE-4-28-24-4 2.99 Acres | NE Corner LSD 1 | | | | |
| | F | LAND & IMPROVEMENTS | T | 1 | FARMLAND | | 650 |
| | R | | E | 903 | FARM BUILDING EXEMPT | | 42,240 |
| | | | 100% Alberta School Foundation Fund | | | | |
| | | | | | | Totals: | 42,890 |



2020 Assessment Roll (Valuation Date 1-July, 2020) 2021 Taxation Year, Wheatland County

Assessment Year: 2020
Tax Year: 2021

| Roll | Legal Address | | | | | Total |
|---------|-----------------------|--------------|-------|-------------------------------------|----------------|---------|
| 7273000 | SW-4-28-24-4 | 160.00 Acres | | | | |
| | F LAND | | T 1 | FARMLAND | Taxable Total: | 43,590 |
| | | | | 100% Alberta School Foundation Fund | | |
| 7274000 | NE-5-28-24-4 | 160.00 Acres | | | | |
| | F LAND | | T 1 | FARMLAND | Taxable Total: | 41,730 |
| | | | | 100% Alberta School Foundation Fund | | |
| 7275000 | NW-5-28-24-4 | 160.00 Acres | | | | |
| | F LAND | | T 1 | FARMLAND | Taxable Total: | 40,210 |
| | | | | 100% Alberta School Foundation Fund | | |
| 7276000 | SE-5-28-24-4 | 160.00 Acres | | | | |
| | 280012 RGE RD 244 | | | | | |
| | F LAND & IMPROVEMENTS | | T 1 | FARMLAND | | 38,040 |
| | R | | T 103 | RESIDENTIAL LAND & IMPROVEMENTS | | 152,630 |
| | | | | | Taxable Total: | 190,670 |
| | R | | E 901 | RURAL RESIDENCE EXEMPTION (RAP) | | 30,770 |
| | | | | 100% Alberta School Foundation Fund | Totals: | 221,440 |
| 7277000 | SW-5-28-24-4 | 157.68 Acres | | | | |
| | 244080 TWP RD 280 | | | | | |
| | F LAND & IMPROVEMENTS | | T 1 | FARMLAND | | 31,100 |
| | R | | T 103 | RESIDENTIAL LAND & IMPROVEMENTS | | 140,000 |
| | | | | | Taxable Total: | 171,100 |
| | R | | E 901 | RURAL RESIDENCE EXEMPTION (RAP) | | 24,600 |
| | | | | 100% Alberta School Foundation Fund | Totals: | 195,700 |
| 7278000 | NE-6-28-24-4 | 160.00 Acres | | | | |
| | F LAND | | T 1 | FARMLAND | Taxable Total: | 34,310 |
| | | | | 100% Alberta School Foundation Fund | | |
| 7279000 | NW-6-28-24-4 | 160.00 Acres | | | | |
| | F LAND | | T 1 | FARMLAND | Taxable Total: | 44,170 |
| | | | | 100% Alberta School Foundation Fund | | |
| 7280000 | SE-6-28-24-4 | 95.00 Acres | | | | |
| | | | | | | |

LSD 2&7 & W Hf of W Hf LS 1&8



2020 Assessment Roll (Valuation Date 1-July, 2020) 2021 Taxation Year, Wheatland County

Assessment Year: 2020
Tax Year: 2021

| Roll | Legal Address | | | | Total |
|---------|--|---------------------------------------|-------------------------------|--|---------|
| | F LAND | T 1 FARMLAND | Taxable Total: | | 27,200 |
| | | 100% Alberta School Foundation Fund | | | |
| 7280010 | 9210626 1 SE-6-28-24-4 64.99 Acres 245022 TWP RD 280 | | E H & W H LS 1&8 & E H LS 1&8 | | |
| | F LAND & IMPROVEMENTS | T 1 FARMLAND | | | 6,660 |
| | R | T 103 RESIDENTIAL LAND & IMPROVEMENTS | | | 169,560 |
| | | | Taxable Total: | | 176,220 |
| | R | E 901 RURAL RESIDENCE EXEMPTION (RAP) | | | 61,540 |
| | R | E 903 FARM BUILDING EXEMPT | | | 12,430 |
| | | 100% Alberta School Foundation Fund | Exempt Total: | | 73,970 |
| | | | Totals: | | 250,190 |
| 7281000 | 0712490 1 2 SW-6-28-24-4 145.73 Acres | | | | |
| | F LAND | T 1 FARMLAND | Taxable Total: | | 37,310 |
| | | 100% Alberta School Foundation Fund | | | |
| 7281010 | 2010054 1 3 SW-6-28-24-4 7.70 Acres 280017 RGE RD 250 | | NW CORNER LSD 4 | | |
| | F LAND & IMPROVEMENTS | T 1 FARMLAND | | | 1,200 |
| | R | T 103 RESIDENTIAL LAND & IMPROVEMENTS | | | 485,060 |
| | | | Taxable Total: | | 486,260 |
| | R | E 901 RURAL RESIDENCE EXEMPTION (RAP) | | | 61,540 |
| | R | E 903 FARM BUILDING EXEMPT | | | 330,410 |
| | | 100% Alberta School Foundation Fund | Exempt Total: | | 391,950 |
| | | | Totals: | | 878,210 |
| 7282000 | 0712490 1 1 SW-6-28-24-4 6.79 Acres 245080 TWP RD 280 | | SW Corner LSD 4 | | |
| | F LAND & IMPROVEMENTS | T 1 FARMLAND | | | 690 |
| | R | T 103 RESIDENTIAL LAND & IMPROVEMENTS | | | 244,040 |
| | | | Taxable Total: | | 244,730 |
| | R | E 901 RURAL RESIDENCE EXEMPTION (RAP) | | | 690 |
| | R | E 903 FARM BUILDING EXEMPT | | | 95,880 |
| | | 100% Alberta School Foundation Fund | Exempt Total: | | 96,570 |
| | | | Totals: | | 341,300 |
| 7283000 | NE-7-28-24-4 155.82 Acres | | | | |
| | F LAND | T 1 FARMLAND | Taxable Total: | | 28,870 |
| | | 100% Alberta School Foundation Fund | | | |



2020 Assessment Roll (Valuation Date 1-July, 2020) 2021 Taxation Year, Wheatland County

Assessment Year: 2020
Tax Year: 2021

| Roll | Legal Address | | | | | Total |
|---------|------------------------------|--------------|-------------------------------------|---------------------------------|----------------|-----------------|
| 7284000 | NW-7-28-24-4 245069 HWY 9 | 155.40 Acres | | | | |
| | F LAND & IMPROVEMENTS | | T 1 | FARMLAND | | 24,800 |
| | R | | T 103 | RESIDENTIAL LAND & IMPROVEMENTS | | 248,960 |
| | | | Taxable Total: | | | 273,760 |
| | R | | E 901 | RURAL RESIDENCE EXEMPTION (RAP) | | 61,540 |
| | | | 100% Alberta School Foundation Fund | | | Totals: 335,300 |
| 7285000 | SE-7-28-24-4 | 160.00 Acres | | | | |
| | F LAND | | T 1 | FARMLAND | Taxable Total: | 32,350 |
| | | | 100% Alberta School Foundation Fund | | | |
| 7286000 | SW-7-28-24-4 | 160.00 Acres | | | | |
| | F LAND | | T 1 | FARMLAND | Taxable Total: | 32,130 |
| | | | 100% Alberta School Foundation Fund | | | |
| 7287000 | NE-8-28-24-4 | 156.38 Acres | | | | |
| | F LAND | | T 1 | FARMLAND | Taxable Total: | 41,520 |
| | | | 100% Alberta School Foundation Fund | | | |
| 7288000 | NW-8-28-24-4 | 156.47 Acres | | | | |
| | F LAND | | T 1 | FARMLAND | Taxable Total: | 38,930 |
| | | | 100% Alberta School Foundation Fund | | | |
| 7289000 | SE-8-28-24-4 | 160.00 Acres | | | | |
| | F LAND | | T 1 | FARMLAND | Taxable Total: | 41,610 |
| | | | 100% Alberta School Foundation Fund | | | |
| 7290000 | SW-8-28-24-4 | 160.00 Acres | | | | |
| | F LAND | | T 1 | FARMLAND | Taxable Total: | 40,410 |
| | | | 100% Alberta School Foundation Fund | | | |
| 7291000 | NE-9-28-24-4 | 156.45 Acres | | | | |
| | F LAND | | T 1 | FARMLAND | Taxable Total: | 42,080 |
| | | | 100% Alberta School Foundation Fund | | | |



2020 Assessment Roll (Valuation Date 1-July, 2020) 2021 Taxation Year, Wheatland County

Assessment Year: 2020
Tax Year: 2021

| Roll | Legal Address | | | | | | Total |
|---------|------------------------------------|--------------|-------|-------------------------------------|------------------|--|---------|
| 7292000 | NW-9-28-24-4 | 156.33 Acres | | | | | |
| | F LAND | | T 1 | FARMLAND | Taxable Total: | | 42,620 |
| | | | | 100% Alberta School Foundation Fund | | | |
| 7293000 | SE-9-28-24-4 | 160.00 Acres | | | | | |
| | F LAND | | T 1 | FARMLAND | Taxable Total: | | 42,820 |
| | | | | 100% Alberta School Foundation Fund | | | |
| 7294000 | SW-9-28-24-4 | 160.00 Acres | | | | | |
| | F LAND | | T 1 | FARMLAND | Taxable Total: | | 35,260 |
| | | | | 100% Alberta School Foundation Fund | | | |
| 7295000 | NE-10-28-24-4 | 154.38 Acres | | | | | |
| | F LAND | | T 1 | FARMLAND | Taxable Total: | | 38,900 |
| | | | | 100% Alberta School Foundation Fund | | | |
| 7296000 | NE-10-28-24-4 242039 HWY 9 | 2.25 Acres | | | | | |
| | | | | | Northwest Corner | | |
| | R LAND & IMPROVEMENTS | | T 103 | RESIDENTIAL LAND & IMPROVEMENTS | Taxable Total: | | 83,500 |
| | | | | 100% Alberta School Foundation Fund | | | |
| 7297000 | NW-10-28-24-4 281049 RGE RD 243 | 156.47 Acres | | | | | |
| | F LAND & IMPROVEMENTS | | T 1 | FARMLAND | | | 38,310 |
| | R | | T 103 | RESIDENTIAL LAND & IMPROVEMENTS | | | 384,560 |
| | | | | | Taxable Total: | | 422,870 |
| | R | | E 901 | RURAL RESIDENCE EXEMPTION (RAP) | | | 61,540 |
| | | | | 100% Alberta School Foundation Fund | Totals: | | 484,410 |
| 7298000 | SE-10-28-24-4 281010 RGE RD 242 | 160.00 Acres | | | | | |
| | F LAND & IMPROVEMENTS | | T 1 | FARMLAND | | | 39,790 |
| | R | | T 103 | RESIDENTIAL LAND & IMPROVEMENTS | | | 248,230 |
| | | | | | Taxable Total: | | 288,020 |
| | R | | E 901 | RURAL RESIDENCE EXEMPTION (RAP) | | | 30,770 |
| | | | | 100% Alberta School Foundation Fund | Totals: | | 318,790 |
| 7299000 | SW-10-28-24-4 | 160.00 Acres | | | | | |



2020 Assessment Roll (Valuation Date 1-July, 2020) 2021 Taxation Year, Wheatland County

Assessment Year: 2020
Tax Year: 2021

| Roll | Legal Address | | | | | Taxable Total: | Total |
|---------|---------------|---------------------|---|-----|-------------------------------------|----------------|---------|
| 7300000 | F | LAND | T | 1 | FARMLAND | | |
| | | | | | 100% Alberta School Foundation Fund | | 40,400 |
| | NE-11-28-24-4 | 158.50 Acres | | | | | |
| 7301000 | F | LAND | T | 1 | FARMLAND | Taxable Total: | 39,480 |
| | | | | | 100% Alberta School Foundation Fund | | |
| | NW-11-28-24-4 | 158.49 Acres | | | | | |
| | 241045 HWY 9 | | | | | | |
| | F | LAND & IMPROVEMENTS | T | 1 | FARMLAND | | 39,400 |
| | R | | T | 103 | RESIDENTIAL LAND & IMPROVEMENTS | | 213,060 |
| | | | | | | Taxable Total: | 252,460 |
| | R | | E | 901 | RURAL RESIDENCE EXEMPTION (RAP) | | 61,540 |
| | | | | | 100% Alberta School Foundation Fund | Totals: | 314,000 |
| 7302000 | SE-11-28-24-4 | 80.00 Acres | | | | LSD 7 & 8 | |
| 7303000 | F | LAND | T | 1 | FARMLAND | Taxable Total: | 19,840 |
| | | | | | 100% Alberta School Foundation Fund | | |
| | SE-11-28-24-4 | 80.00 Acres | | | | LSD 1 & 2 | |
| 7304000 | F | LAND | T | 1 | FARMLAND | Taxable Total: | 19,890 |
| | | | | | 100% Alberta School Foundation Fund | | |
| | SW-11-28-24-4 | 160.00 Acres | | | | | |
| 7305000 | F | LAND | T | 1 | FARMLAND | Taxable Total: | 38,530 |
| | | | | | 100% Alberta School Foundation Fund | | |
| | NE-12-28-24-4 | 147.90 Acres | | | | | |
| 7306000 | F | LAND | T | 1 | FARMLAND | Taxable Total: | 36,180 |
| | | | | | 100% Alberta School Foundation Fund | | |
| | NW-12-28-24-4 | 157.92 Acres | | | | | |
| | 240077 HWY 9 | | | | | | |
| | F | LAND & IMPROVEMENTS | T | 1 | FARMLAND | | 38,800 |
| | R | | T | 103 | RESIDENTIAL LAND & IMPROVEMENTS | | 400,660 |
| | | | | | | Taxable Total: | 439,460 |
| | R | | E | 901 | RURAL RESIDENCE EXEMPTION (RAP) | | 61,540 |
| | | | | | | Totals: | 501,000 |



2020 Assessment Roll (Valuation Date 1-July, 2020) 2021 Taxation Year, Wheatland County

Assessment Year: 2020
Tax Year: 2021

| Roll | Legal Address | 100% Alberta School Foundation Fund | Total |
|---------|----------------------------|--|--------------------------------|
| 7307000 | SE-12-28-24-4 151.88 Acres | | |
| | F LAND | T 1 FARMLAND 100% Alberta School Foundation Fund | Taxable Total: 36,600 |
| 7308000 | SW-12-28-24-4 160.00 Acres | | |
| | F LAND | T 1 FARMLAND 100% Alberta School Foundation Fund | Taxable Total: 38,800 |
| 7309000 | NW-30-21-25-4 50.00 Acres | | SE of N Chanl & NW of S chanl |
| | F LAND | T 1 FARMLAND 100% Alberta School Foundation Fund | Taxable Total: 1,640 |
| 7310000 | NW-30-21-25-4 25.00 Acres | | N of River & S of Dry Channel |
| | F LAND | T 1 FARMLAND 100% Alberta School Foundation Fund | Taxable Total: 820 |
| 7311000 | SW-30-21-25-4 6.00 Acres | | Northwest Corner |
| | F LAND | T 1 FARMLAND 100% Alberta School Foundation Fund | Taxable Total: 190 |
| 7312000 | NE-31-21-25-4 35.00 Acres | | Northwest Corner |
| | F LAND | T 1 FARMLAND 100% Alberta School Foundation Fund | Taxable Total: 7,730 |
| 7313000 | NE-31-21-25-4 32.00 Acres | | Hillside sloping to River Bank |
| | NR LAND | E 150 CROWN LAND & IMPR. EXEMPT 100% Alberta School Foundation Fund | Exempt Total: 112,380 |
| 7313010 | NE-31-21-25-4 59.50 Acres | | Island Pasture |
| | NR LAND | E 150 CROWN LAND & IMPR. EXEMPT 100% Alberta School Foundation Fund | Exempt Total: 140,340 |
| 7313015 | NE-31-21-25-4 1.00 Acres | | Island Pasture |
| | NR LAND | E 150 CROWN LAND & IMPR. EXEMPT | Exempt Total: 32,550 |



2020 Assessment Roll (Valuation Date 1-July, 2020) 2021 Taxation Year, Wheatland County

Assessment Year: 2020
Tax Year: 2021

| Roll | Legal Address | | | | | Total |
|---------|---|--------------|---|----------------|--|----------------|
| | | | 100% Alberta School Foundation Fund | | | |
| 7313020 | NW-31-21-25-4 | 1.85 Acres | River Bank | | | |
| | NR LAND | | E 150 CROWN LAND & IMPR. EXEMPT | Exempt Total: | | 128,260 |
| | | | 100% Alberta School Foundation Fund | | | |
| 7314000 | NW-31-21-25-4 | 105.84 Acres | Northernly Portion | | | |
| | F LAND | | T 1 FARMLAND | Taxable Total: | | 28,380 |
| | | | 100% Alberta School Foundation Fund | | | |
| 7314010 | 9611058 1 NW-31-21-25-4 16.73 Acres 255075 TWP RD 215A | | Southwest Corner | | | |
| | R LAND & IMPROVEMENTS | | T 103 RESIDENTIAL LAND & IMPROVEMENTS | Taxable Total: | | 813,800 |
| | | | 100% Alberta School Foundation Fund | | | |
| 7314020 | 789LK RW 21 NW-31-21-25-4 2.81 Acres | | Access R of Way | | | |
| | NR LAND | | E 157 PUBLIC PARKS EXEMPT | Exempt Total: | | 30,120 |
| | | | 100% Alberta School Foundation Fund | | | |
| 7314030 | 1610348 2 1 NW-31-21-25-4 5.65 Acres 255059 TWP RD 220 | | NW corner LSD 14 | | | |
| | R LAND & IMPROVEMENTS | | T 103 RESIDENTIAL LAND & IMPROVEMENTS | | | 353,730 |
| | R | | E 901 RURAL RESIDENCE EXEMPTION (RAP) | | | 30,770 |
| | | | 100% Alberta School Foundation Fund | | | |
| | | | Totals: | | | 384,500 |
| 7315000 | NW-31-21-25-4 | 22.00 Acres | Hillside Johnson Island Provincial Park | | | |
| | NR LAND | | E 150 CROWN LAND & IMPR. EXEMPT | Exempt Total: | | 310,000 |
| | | | 100% Alberta School Foundation Fund | | | |
| 7315010 | NW-31-21-25-4 | 0.40 Acres | SE orner SE of River | | | |
| | NR LAND | | E 150 CROWN LAND & IMPR. EXEMPT | Exempt Total: | | 57,350 |
| | | | 100% Alberta School Foundation Fund | | | |
| 7315020 | NE-31-21-25-4 | 3.50 Acres | Riverbank North of River | | | |
| | NR LAND | | E 150 CROWN LAND & IMPR. EXEMPT | Exempt Total: | | 160,540 |
| | | | 100% Alberta School Foundation Fund | | | |



2020 Assessment Roll (Valuation Date 1-July, 2020) 2021 Taxation Year, Wheatland County

Assessment Year: 2020
Tax Year: 2021

| Roll | Legal Address | | | | | Total |
|---------|------------------------|-------------|--|----------------|--|---------|
| 7315030 | SE-31-21-25-4 | 42.30 Acres | River Island West of River | | | |
| | NR LAND | | E 150 CROWN LAND & IMPR. EXEMPT 100% Alberta School Foundation Fund | Exempt Total: | | 431,150 |
| 7315040 | SE-31-21-25-4 | 39.70 Acres | River Island between S&N Banks | | | |
| | NR LAND | | E 150 CROWN LAND & IMPR. EXEMPT 100% Alberta School Foundation Fund | Exempt Total: | | 424,310 |
| 7316000 | SW-31-21-25-4 | 59.00 Acres | North half | | | |
| | F LAND | | T 1 FARMLAND 100% Alberta School Foundation Fund | Taxable Total: | | 1,970 |
| 7317000 | SW-31-21-25-4 | 38.00 Acres | PART LSD 3 & 4 | | | |
| | F LAND | | T 1 FARMLAND 100% The Golden Hills Reg. Div. 15 | Taxable Total: | | 1,260 |
| 7317010 | SW-31-21-25-4 | 18.30 Acres | Island Bank West of River | | | |
| | NR LAND | | E 150 CROWN LAND & IMPR. EXEMPT 100% Alberta School Foundation Fund | Exempt Total: | | 286,100 |
| 7318000 | SW-31-21-25-4 | 16.00 Acres | North end of Island | | | |
| | F LAND | | T 1 FARMLAND 100% Alberta School Foundation Fund | Taxable Total: | | 520 |
| 7318010 | SW-31-21-25-4 | 5.70 Acres | Riverbank West of West Channel | | | |
| | NR LAND | | E 150 CROWN LAND & IMPR. EXEMPT 100% Alberta School Foundation Fund | Exempt Total: | | 184,890 |
| 7319020 | NE-32-21-25-4 | 0.93 Acres | Rd. Allow between NE 32 & NW33 Speargrass Water Pump Lift station | | | |
| | NR LAND & IMPROVEMENTS | | E 155 WHEATLAND COUNTY EXEMPT 100% Alberta School Foundation Fund | Exempt Total: | | 277,340 |
| 7321000 | NW-32-21-25-4 | 11.47 Acres | West Portion of Riverbank | | | |
| | NR LAND | | E 150 CROWN LAND & IMPR. EXEMPT | Exempt Total: | | 241,990 |



2020 Assessment Roll (Valuation Date 1-July, 2020) 2021 Taxation Year, Wheatland County

Assessment Year: 2020
Tax Year: 2021

| Roll | Legal Address | | | | | | Total |
|---------|-------------------------|---------------------|--|-----|--------------------------------------|----------------|---------|
| | | | 100% Alberta School Foundation Fund | | | | |
| 7321010 | NW-32-21-25-4 | 1.30 Acres | River Island | | | | |
| | NR | LAND | E | 150 | CROWN LAND & IMPR. EXEMPT | Exempt Total: | 115,480 |
| | | | | | 100% Alberta School Foundation Fund | | |
| 7321020 | NW-32-21-25-4 | 2.20 Acres | S.E. CORNER LSD 12 | | | | |
| | NR | LAND | E | 154 | PROVINCIAL EXEMPT | Exempt Total: | 51,150 |
| | | | | | 100% Alberta School Foundation Fund | | |
| 7322000 | NE-33-21-25-4 | 121.00 Acres | North of River Gravel Pit & Scale | | | | |
| | F | LAND & IMPROVEMENTS | T | 1 | FARMLAND | | 8,640 |
| | R | | T | 103 | RESIDENTIAL LAND & IMPROVEMENTS | | 64,470 |
| | NR | | T | 105 | NON-RESEIDENTIAL LAND & IMPROVEMENTS | | 382,000 |
| | | | | | 100% Alberta School Foundation Fund | Taxable Total: | 455,110 |
| 7324000 | NW-33-21-25-4 | 45.01 Acres | North of River, East of Hwy Gavel Pit | | | | |
| | | 215075 RGE RD 254A | | | | | |
| | F | LAND & IMPROVEMENTS | T | 1 | FARMLAND | | 2,020 |
| | R | | T | 103 | RESIDENTIAL LAND & IMPROVEMENTS | | 339,440 |
| | NR | | T | 105 | NON-RESEIDENTIAL LAND & IMPROVEMENTS | | 232,500 |
| | | | | | | Taxable Total: | 573,960 |
| | R | | E | 901 | RURAL RESIDENCE EXEMPTION (RAP) | | 10,660 |
| | | | | | 100% Alberta School Foundation Fund | Totals: | 584,620 |
| 7326000 | 9212103 1 NW-33-21-25-4 | 4.39 Acres | NE Prt N of Abonded Road Allow Barks & Recreation Kennel | | | | |
| | | 253055 TWP RD 220 | | | | | |
| | R | LAND & IMPROVEMENTS | T | 103 | RESIDENTIAL LAND & IMPROVEMENTS | | 475,010 |
| | NR | | T | 105 | NON-RESEIDENTIAL LAND & IMPROVEMENTS | | 458,210 |
| | | | | | 100% The Golden Hills Reg. Div. 15 | Taxable Total: | 933,220 |
| 7326010 | NW-33-21-25-4 | 9.24 Acres | Northwest Corner | | | | |
| | NR | LAND | E | 150 | CROWN LAND & IMPR. EXEMPT | Exempt Total: | 224,090 |
| | | | | | 100% Alberta School Foundation Fund | | |
| 7327000 | 8711027 1 NE-34-21-25-4 | 143.32 Acres | W Prtn of NE & NW Prtn SE Ort Highway Maintenance yard | | | | |
| | | 252043 TWP RD 220 | | | | | |
| | F | LAND & IMPROVEMENTS | T | 1 | FARMLAND | | 10,400 |
| | NR | | T | 105 | NON-RESEIDENTIAL LAND & IMPROVEMENTS | | 367,440 |



2020 Assessment Roll (Valuation Date 1-July, 2020) 2021 Taxation Year, Wheatland County

Assessment Year: 2020
Tax Year: 2021

| Roll | Legal Address | | | | Total | |
|---------|---------------|---------------------------|-------------------------------------|---|--------------------------------------|---------|
| | | | 100% Alberta School Foundation Fund | Taxable Total: | | 377,840 |
| 7328000 | 8711027 2 | NE-34-21-25-4 48.68 Acres | | Easterly Portion NE & SE Standard General -Carseland Gravel Pit | | |
| | | 252003 TWP RD 220 | | | | |
| | F | LAND & IMPROVEMENTS | T | 1 | FARMLAND | 930 |
| | NR | | T | 105 | NON-RESEIDENTIAL LAND & IMPROVEMENTS | 588,900 |
| | | | | 100% Alberta School Foundation Fund | Taxable Total: | 589,830 |
| 7329000 | NW-34-21-25-4 | 158.50 Acres | | | | |
| | F | LAND | T | 1 | FARMLAND | |
| | | | | 100% Alberta School Foundation Fund | Taxable Total: | 19,690 |
| 7330000 | 8711027 3 | SE-34-21-25-4 13.24 Acres | | East Half of the Southeast Standard General -Carseland Pit | | |
| | NR | LAND | T | 105 | NON-RESEIDENTIAL LAND & IMPROVEMENTS | 253,420 |
| | | | | 100% Alberta School Foundation Fund | Taxable Total: | |
| 7332000 | SE-34-21-25-4 | 46.00 Acres | | Island | | |
| | NR | LAND | E | 150 | CROWN LAND & IMPR. EXEMPT | |
| | | | | 100% Alberta School Foundation Fund | Exempt Total: | 439,040 |
| 7333000 | SW-34-21-25-4 | 14.00 Acres | | Northeast Corner | | |
| | F | LAND | T | 1 | FARMLAND | |
| | | | | 100% Alberta School Foundation Fund | Taxable Total: | 1,740 |
| 7334000 | SW-34-21-25-4 | 44.60 Acres | | Islands | | |
| | NR | LAND | E | 150 | CROWN LAND & IMPR. EXEMPT | |
| | | | | 100% Alberta School Foundation Fund | Exempt Total: | 436,050 |
| 7335000 | NE-35-21-25-4 | 110.60 Acres | | Petroleum Island | | |
| | F | LAND | T | 1 | FARMLAND | |
| | | | | 100% Alberta School Foundation Fund | Taxable Total: | 3,830 |
| 7336000 | NW-35-21-25-4 | 84.80 Acres | | Eastern Portion Standard General -Carseland Pit | | |
| | F | LAND | T | 1 | FARMLAND | 3,630 |
| | NR | | T | 105 | NON-RESEIDENTIAL LAND & IMPROVEMENTS | 325,000 |
| | | | | 100% Alberta School Foundation Fund | Taxable Total: | 328,630 |



2020 Assessment Roll (Valuation Date 1-July, 2020) 2021 Taxation Year, Wheatland County

Assessment Year: 2020
Tax Year: 2021

| Roll | Legal Address | | | | Total |
|---------|---------------|--------------|--|----------------|---------|
| 7336010 | NW-35-21-25-4 | 40.00 Acres | west side Standard General -Carseland Gravel Pit | | |
| | F LAND | | T 1 FARMLAND | | 1,540 |
| | NR | | T 105 NON-RESEIDENTIAL LAND & IMPROVEMENTS | | 365,630 |
| | | | 100% Alberta School Foundation Fund | Taxable Total: | 367,170 |
| 7338000 | SW-35-21-25-4 | 34.00 Acres | Northwest Corner | | |
| | F LAND | | T 1 FARMLAND | Taxable Total: | 1,110 |
| | | | 100% Alberta School Foundation Fund | | |
| 7341000 | NW-1-22-25-4 | 130.00 Acres | Islands in NW 1, SE11 & SW12 | | |
| | F LAND | | T 1 FARMLAND | Taxable Total: | 4,660 |
| | | | 100% Alberta School Foundation Fund | | |
| 7342000 | NE-2-22-25-4 | 145.00 Acres | W of River 93ac General's | | |
| | F LAND | | T 1 FARMLAND | Taxable Total: | 13,620 |
| | | | 100% Alberta School Foundation Fund | | |
| 7343000 | NW-2-22-25-4 | 160.00 Acres | | | |
| | F LAND | | T 1 FARMLAND | Taxable Total: | 19,030 |
| | | | 100% Alberta School Foundation Fund | | |
| 7344000 | SE-2-22-25-4 | 100.00 Acres | General's Island 28ac Petro. | | |
| | F LAND | | T 1 FARMLAND | Taxable Total: | 6,060 |
| | | | 100% Alberta School Foundation Fund | | |
| 7345000 | SW-2-22-25-4 | 155.00 Acres | | | |
| | F LAND | | T 1 FARMLAND | Taxable Total: | 19,100 |
| | | | 100% Alberta School Foundation Fund | | |
| 7346000 | NE-3-22-25-4 | 160.00 Acres | Christensen (Carseland) Gravel Pit | | |
| | NR LAND | | E 152 MUNI GRAVEL OPERATION- EXEMPT | Exempt Total: | 651,000 |
| | | | 100% Alberta School Foundation Fund | | |
| 7347000 | NW-3-22-25-4 | 160.00 Acres | | | |



2020 Assessment Roll (Valuation Date 1-July, 2020) 2021 Taxation Year, Wheatland County

Assessment Year: 2020
Tax Year: 2021

| Roll | Legal Address | | | | | | Total |
|---------|---------------|--------------------------|---|-----|--------------------------------------|------------------|---------|
| | F | LAND | T | 1 | FARMLAND | Taxable Total: | 14,280 |
| 7348000 | SE-3-22-25-4 | 160.00 Acres | | | 100% Alberta School Foundation Fund | | |
| | F | LAND | T | 1 | FARMLAND | Taxable Total: | 19,870 |
| 7350000 | SW-3-22-25-4 | 160.00 Acres | | | 100% Alberta School Foundation Fund | | |
| | F | LAND | T | 1 | FARMLAND | Taxable Total: | 15,590 |
| 7351000 | NE-4-22-25-4 | 156.01 Acres | | | 100% Alberta School Foundation Fund | | |
| | F | LAND | T | 1 | FARMLAND | Taxable Total: | 27,680 |
| 7352000 | NW-4-22-25-4 | 140.00 Acres | | | 100% Alberta School Foundation Fund | | |
| | F | LAND | T | 1 | FARMLAND | | 9,790 |
| | NR | | T | 105 | NON-RESEIDENTIAL LAND & IMPROVEMENTS | | 232,500 |
| | | | | | 100% Alberta School Foundation Fund | Taxable Total: | 242,290 |
| 7354000 | SE-4-22-25-4 | 160.00 Acres | | | | | |
| | F | LAND | T | 1 | FARMLAND | | 12,930 |
| | NR | | T | 105 | NON-RESEIDENTIAL LAND & IMPROVEMENTS | | 270,360 |
| | | | | | 100% Alberta School Foundation Fund | Taxable Total: | 283,290 |
| 7356000 | SW-4-22-25-4 | 91.76 Acres | | | | East of Highway | |
| | | 253056 TWP RD 220 | | | | | |
| | F | LAND & IMPROVEMENTS | T | 1 | FARMLAND | | 6,890 |
| | R | | T | 103 | RESIDENTIAL LAND & IMPROVEMENTS | | 278,000 |
| | NR | | T | 105 | NON-RESEIDENTIAL LAND & IMPROVEMENTS | | 35,490 |
| | | | | | | Taxable Total: | 320,380 |
| | R | | E | 901 | RURAL RESIDENCE EXEMPTION (RAP) | | 6,890 |
| | R | | E | 903 | FARM BUILDING EXEMPT | | 10,890 |
| | | | | | 100% Alberta School Foundation Fund | Exempt Total: | 17,780 |
| | | | | | | Totals: | 338,160 |
| 7357010 | 9011427 1 | SW-4-22-25-4 26.49 Acres | | | | NorthWest Corner | |



2020 Assessment Roll (Valuation Date 1-July, 2020) 2021 Taxation Year, Wheatland County

Assessment Year: 2020
Tax Year: 2021

| Roll | Legal Address | | | | | | Total |
|---------|-----------------|----------------------|-------------|--|--|--|---------|
| | F | LAND | | | T 1 FARMLAND | Taxable Total: | 2,160 |
| | | | | | 100% Alberta School Foundation Fund | | |
| 7357020 | 1610303 13 5MR | SW-4-22-25-4 | 3.94 Acres | | | SW corner West of Hwy 24 | |
| | NR | LAND | | | E 155 WHEATLAND COUNTY EXEMPT | Exempt Total: | 310,540 |
| | | | | | 100% Alberta School Foundation Fund | | |
| 7357022 | 1610303 13 6PUL | SW-4-22-25-4 | 2.44 Acres | | | WATER TREATMENT PLANT Speargrass Water Treatment Plant | |
| | | 204 WYNDHAM PARK WAY | | | | | |
| | NR | LAND & IMPROVEMENTS | | | E 155 WHEATLAND COUNTY EXEMPT | Exempt Total: | 883,680 |
| | | | | | 100% Alberta School Foundation Fund | | |
| 7357023 | 1610303 13 4 | SW-4-22-25-4 | 1.45 Acres | | | West of Water Treatment plant Speargrass RV Storage | |
| | | 202 WYNDHAM PARK WAY | | | | | |
| | NR | LAND | | | T 105 NON-RESEIDENTIAL LAND & IMPROVEMENTS | Exempt Total: | 223,350 |
| | | | | | 100% Alberta School Foundation Fund | | |
| 7357024 | 0312372 13 3 | SW-4-22-25-4 | 1.77 Acres | | | | |
| | R | LAND | | | T 104 RESIDENTIAL VACANT LAND | Taxable Total: | 128,300 |
| | | | | | 100% The Golden Hills Reg. Div. 15 | | |
| 7357026 | SW-4-22-25-4 | | 0.10 Acres | | | INTERSECTION OF RD ALLOWANCES | |
| | NR | LAND | | | T 105 NON-RESEIDENTIAL LAND & IMPROVEMENTS | Exempt Total: | 1,950 |
| | | | | | 100% The Golden Hills Reg. Div. 15 | | |
| 7357028 | S -4-22-25-4 | | 0.52 Acres | | | Rd. Allow. between SW4 & SE 5 | |
| | NR | LAND | | | T 105 NON-RESEIDENTIAL LAND & IMPROVEMENTS | Exempt Total: | 10,130 |
| | | | | | 100% The Golden Hills Reg. Div. 15 | | |
| 7357030 | 0111440 1 1 | SW-4-22-25-4 | 5.85 Acres | | | Most SouthWesterly Portion | |
| | | 200 WYNDHAM PARK WAY | | | | | |
| | R | LAND & IMPROVEMENTS | | | T 103 RESIDENTIAL LAND & IMPROVEMENTS | Taxable Total: | 513,600 |
| | | | | | 100% Alberta School Foundation Fund | | |
| 7358000 | NE-5-22-25-4 | | 69.28 Acres | | | NorthEast of Highway | |
| | F | LAND | | | T 1 FARMLAND | Taxable Total: | 9,890 |
| | | | | | 100% Alberta School Foundation Fund | | |



2020 Assessment Roll (Valuation Date 1-July, 2020) 2021 Taxation Year, Wheatland County

Assessment Year: 2020
Tax Year: 2021

| Roll | Legal Address | Total |
|---------|---|---|
| 7359000 | 0111424 1 E -5-22-25-4 220.46 Acres 120 SPEARGRASS BLVD | SPEARGRASS GOLF COURSE Speargrass Golf Course |
| | NR LAND & IMPROVEMENTS T 105 NON-RESEIDENTIAL LAND & IMPROVEMENTS 100% The Golden Hills Reg. Div. 15 | Taxable Total: 3,661,610 |
| 7359005 | 0111510 1 1MR NE-32-21-25-4 5.19 Acres | Municipal Reserve (NE CORNER) |
| | NR LAND E 157 PUBLIC PARKS EXEMPT 100% Alberta School Foundation Fund | Exempt Total: 235,570 |
| 7359010 | 0211957 1 2 S -5-22-25-4 35.81 Acres | RESIDENTIAL RESERVE |
| | R LAND T 104 RESIDENTIAL VACANT LAND 100% The Golden Hills Reg. Div. 15 | Taxable Total: 602,600 |
| 7359020 | 0311146 2 1 S -5-22-25-4 7,675 Sq. Feet 1 WYNDHAM PARK WAY | |
| | R LAND & IMPROVEMENTS T 103 RESIDENTIAL LAND & IMPROVEMENTS 100% Alberta School Foundation Fund | Taxable Total: 445,300 |
| 7359021 | 0311146 2 2 S -5-22-25-4 7,061 Sq. Feet 5 WYNDHAM PARK WAY | |
| | R LAND & IMPROVEMENTS T 103 RESIDENTIAL LAND & IMPROVEMENTS 100% Alberta School Foundation Fund | Taxable Total: 405,400 |
| 7359022 | 0311146 2 3 S -5-22-25-4 7,169 Sq. Feet 9 WYNDHAM PARK WAY | |
| | R LAND & IMPROVEMENTS T 103 RESIDENTIAL LAND & IMPROVEMENTS 100% Alberta School Foundation Fund | Taxable Total: 438,700 |
| 7359023 | 0311146 2 4 S -5-22-25-4 7,169 Sq. Feet 13 WYNDHAM PARK WAY | |
| | R LAND & IMPROVEMENTS T 103 RESIDENTIAL LAND & IMPROVEMENTS 100% The Golden Hills Reg. Div. 15 | Taxable Total: 453,400 |
| 7359024 | 0311146 2 5 S -5-22-25-4 7,061 Sq. Feet 17 WYNDHAM PARK WAY | |
| | R LAND & IMPROVEMENTS T 103 RESIDENTIAL LAND & IMPROVEMENTS 100% Alberta School Foundation Fund | Taxable Total: 397,400 |
| 7359025 | 0311146 2 6 S -5-22-25-4 7,879 Sq. Feet 21 WYNDHAM PARK WAY | |
| | R LAND & IMPROVEMENTS T 103 RESIDENTIAL LAND & IMPROVEMENTS | Taxable Total: 474,800 |



2020 Assessment Roll (Valuation Date 1-July, 2020) 2021 Taxation Year, Wheatland County

Assessment Year: 2020
Tax Year: 2021

| Roll | Legal Address | Total |
|---------|---|---|
| | 100% Alberta School Foundation Fund | |
| 7359026 | 0311146 2 7 S -5-22-25-4 9,128 Sq. Feet 25 WYNDHAM PARK WAY | |
| R | LAND & IMPROVEMENTS | T 103 RESIDENTIAL LAND & IMPROVEMENTS Taxable Total: 100% Alberta School Foundation Fund |
| | | 481,400 |
| 7359027 | 0311146 2 8 S -5-22-25-4 8,084 Sq. Feet 29 WYNDHAM PARK WAY | |
| R | LAND & IMPROVEMENTS | T 103 RESIDENTIAL LAND & IMPROVEMENTS Taxable Total: 100% Alberta School Foundation Fund |
| | | 471,300 |
| 7359028 | 0311146 2 9 S -5-22-25-4 8,773 Sq. Feet 33 WYNDHAM PARK WAY | |
| R | LAND & IMPROVEMENTS | T 103 RESIDENTIAL LAND & IMPROVEMENTS Taxable Total: 100% Alberta School Foundation Fund |
| | | 483,300 |
| 7359029 | 0311146 2 10 S -5-22-25-4 9,849 Sq. Feet 37 WYNDHAM PARK WAY | |
| R | LAND & IMPROVEMENTS | T 103 RESIDENTIAL LAND & IMPROVEMENTS Taxable Total: 100% Alberta School Foundation Fund |
| | | 467,200 |
| 7359030 | 0311146 2 11 S -5-22-25-4 8,924 Sq. Feet 41 WYNDHAM PARK WAY | |
| R | LAND & IMPROVEMENTS | T 103 RESIDENTIAL LAND & IMPROVEMENTS Taxable Total: 100% Alberta School Foundation Fund |
| | | 477,500 |
| 7359031 | 0311146 2 12 S -5-22-25-4 9,247 Sq. Feet 45 WYNDHAM PARK WAY | |
| R | LAND & IMPROVEMENTS | T 103 RESIDENTIAL LAND & IMPROVEMENTS Taxable Total: 100% Alberta School Foundation Fund |
| | | 426,800 |
| 7359040 | 0311146 3 1 S -5-22-25-4 7,223 Sq. Feet 2 WYNDHAM PARK WAY | |
| R | LAND & IMPROVEMENTS | T 103 RESIDENTIAL LAND & IMPROVEMENTS Taxable Total: 100% Alberta School Foundation Fund |
| | | 502,100 |
| 7359041 | 0311146 3 2 S -5-22-25-4 7,061 Sq. Feet 6 WYNDHAM PARK WAY | |
| R | LAND & IMPROVEMENTS | T 103 RESIDENTIAL LAND & IMPROVEMENTS Taxable Total: 50% The Golden Hills Reg. Div. 15 50% Christ The Redeemer Reg. 3 |
| | | 507,200 |



2020 Assessment Roll (Valuation Date 1-July, 2020) 2021 Taxation Year, Wheatland County

Assessment Year: 2020
Tax Year: 2021

| Roll | Legal Address | Total |
|---------|---|---------|
| 7359042 | 0311146 3 3 S -5-22-25-4 7,061 Sq. Feet 10 WYNDHAM PARK WAY | |
| | R LAND & IMPROVEMENTS T 103 RESIDENTIAL LAND & IMPROVEMENTS Taxable Total: 100% Alberta School Foundation Fund | 480,400 |
| 7359043 | 0311146 3 4 S -5-22-25-4 7,061 Sq. Feet 14 WYNDHAM PARK WAY | |
| | R LAND T 104 RESIDENTIAL VACANT LAND Taxable Total: 100% Alberta School Foundation Fund | 99,400 |
| 7359044 | 0311146 3 5 S -5-22-25-4 7,148 Sq. Feet 18 WYNDHAM PARK WAY | |
| | R LAND & IMPROVEMENTS T 103 RESIDENTIAL LAND & IMPROVEMENTS Taxable Total: 100% Alberta School Foundation Fund | 538,000 |
| 7359045 | 0311146 3 6 S -5-22-25-4 7,535 Sq. Feet 22 WYNDHAM PARK WAY | |
| | R LAND & IMPROVEMENTS T 103 RESIDENTIAL LAND & IMPROVEMENTS Taxable Total: 100% Alberta School Foundation Fund | 631,100 |
| 7359046 | 0311146 3 7 S -5-22-25-4 7,514 Sq. Feet 26 WYNDHAM PARK WAY | |
| | R LAND & IMPROVEMENTS T 103 RESIDENTIAL LAND & IMPROVEMENTS Taxable Total: 50% The Golden Hills Reg. Div. 15 50% Christ The Redeemer Reg. 3 | 570,800 |
| 7359047 | 0311146 3 8 S -5-22-25-4 7,104 Sq. Feet 30 WYNDHAM PARK WAY | |
| | R LAND & IMPROVEMENTS T 103 RESIDENTIAL LAND & IMPROVEMENTS Taxable Total: 100% Alberta School Foundation Fund | 590,400 |
| 7359048 | 0311146 3 9 S -5-22-25-4 7,061 Sq. Feet 34 WYNDHAM PARK WAY | |
| | R LAND & IMPROVEMENTS T 103 RESIDENTIAL LAND & IMPROVEMENTS Taxable Total: 100% Christ The Redeemer Reg. 3 | 449,800 |
| 7359049 | 0311146 3 10 S -5-22-25-4 7,061 Sq. Feet 38 WYNDHAM PARK WAY | |
| | R LAND & IMPROVEMENTS T 103 RESIDENTIAL LAND & IMPROVEMENTS Taxable Total: 100% Alberta School Foundation Fund | 500,000 |
| 7359050 | 0311146 3 11 S -5-22-25-4 7,460 Sq. Feet 42 WYNDHAM PARK WAY | |



2020 Assessment Roll (Valuation Date 1-July, 2020) 2021 Taxation Year, Wheatland County

Assessment Year: 2020
Tax Year: 2021

| Roll | Legal Address | Total |
|---------|---|---------|
| | R LAND & IMPROVEMENTS T 103 RESIDENTIAL LAND & IMPROVEMENTS Taxable Total: 100% Alberta School Foundation Fund | 457,400 |
| 7359060 | 0311146 4 1 S -5-22-25-4 10,527 Sq. Feet 2 WYNDHAM PARK VIEW | |
| | R LAND & IMPROVEMENTS T 103 RESIDENTIAL LAND & IMPROVEMENTS Taxable Total: 100% Alberta School Foundation Fund | 384,200 |
| 7359061 | 0311146 4 2 S -5-22-25-4 8,654 Sq. Feet 6 WYNDHAM PARK VIEW | |
| | R LAND & IMPROVEMENTS T 103 RESIDENTIAL LAND & IMPROVEMENTS Taxable Total: 100% The Golden Hills Reg. Div. 15 | 391,800 |
| 7359062 | 0311146 4 3 S -5-22-25-4 9,656 Sq. Feet 10 WYNDHAM PARK VIEW | |
| | R LAND & IMPROVEMENTS T 103 RESIDENTIAL LAND & IMPROVEMENTS Taxable Total: 100% Alberta School Foundation Fund | 295,400 |
| 7359063 | 0311146 4 4 S -5-22-25-4 9,268 Sq. Feet 14 WYNDHAM PARK VIEW | |
| | R LAND & IMPROVEMENTS T 103 RESIDENTIAL LAND & IMPROVEMENTS Taxable Total: 100% Alberta School Foundation Fund | 425,500 |
| 7359064 | 0311146 4 5 S -5-22-25-4 9,914 Sq. Feet 18 WYNDHAM PARK VIEW | |
| | R LAND & IMPROVEMENTS T 103 RESIDENTIAL LAND & IMPROVEMENTS Taxable Total: 100% Alberta School Foundation Fund | 438,900 |
| 7359065 | 0311146 4 6 S -5-22-25-4 9,247 Sq. Feet 22 WYNDHAM PARK VIEW | |
| | R LAND & IMPROVEMENTS T 103 RESIDENTIAL LAND & IMPROVEMENTS Taxable Total: 100% Alberta School Foundation Fund | 424,300 |
| 7359066 | 0311146 4 7 S -5-22-25-4 9,774 Sq. Feet 26 WYNDHAM PARK VIEW | |
| | R LAND & IMPROVEMENTS T 103 RESIDENTIAL LAND & IMPROVEMENTS Taxable Total: 100% The Golden Hills Reg. Div. 15 | 493,300 |
| 7359067 | 0311146 4 8 S -5-22-25-4 9,774 Sq. Feet 30 WYNDHAM PARK VIEW | |
| | R LAND & IMPROVEMENTS T 103 RESIDENTIAL LAND & IMPROVEMENTS Taxable Total: 100% Alberta School Foundation Fund | 494,100 |



2020 Assessment Roll (Valuation Date 1-July, 2020) 2021 Taxation Year, Wheatland County

Assessment Year: 2020
Tax Year: 2021

| Roll | Legal Address | Total |
|---------|---|---------|
| 7359068 | 0311146 4 9 S -5-22-25-4 8,827 Sq. Feet 34 WYNDHAM PARK VIEW | |
| | R LAND & IMPROVEMENTS T 103 RESIDENTIAL LAND & IMPROVEMENTS Taxable Total: 100% Alberta School Foundation Fund | 581,600 |
| 7359069 | 0311146 4 10 S -5-22-25-4 8,106 Sq. Feet 38 WYNDHAM PARK VIEW | |
| | R LAND & IMPROVEMENTS T 103 RESIDENTIAL LAND & IMPROVEMENTS Taxable Total: 100% Alberta School Foundation Fund | 546,600 |
| 7359070 | 0311146 4 11 S -5-22-25-4 9,935 Sq. Feet 42 WYNDHAM PARK VIEW | |
| | R LAND & IMPROVEMENTS T 103 RESIDENTIAL LAND & IMPROVEMENTS Taxable Total: 100% Alberta School Foundation Fund | 540,900 |
| 7359071 | 0311146 4 12 S -5-22-25-4 8,170 Sq. Feet 46 WYNDHAM PARK VIEW | |
| | R LAND & IMPROVEMENTS T 103 RESIDENTIAL LAND & IMPROVEMENTS Taxable Total: 100% Alberta School Foundation Fund | 529,400 |
| 7359072 | 0311146 4 13 S -5-22-25-4 7,320 Sq. Feet 50 WYNDHAM PARK VIEW | |
| | R LAND & IMPROVEMENTS T 103 RESIDENTIAL LAND & IMPROVEMENTS Taxable Total: 100% Alberta School Foundation Fund | 498,500 |
| 7359073 | 0311146 4 14 S -5-22-25-4 8,149 Sq. Feet 54 WYNDHAM PARK VIEW | |
| | R LAND & IMPROVEMENTS T 103 RESIDENTIAL LAND & IMPROVEMENTS Taxable Total: 100% Alberta School Foundation Fund | 409,200 |
| 7359080 | 0311146 5 1 S -5-22-25-4 6,480 Sq. Feet 58 SPEARGRASS BLVD | |
| | R LAND & IMPROVEMENTS T 103 RESIDENTIAL LAND & IMPROVEMENTS Taxable Total: 100% Alberta School Foundation Fund | 377,900 |
| 7359081 | 0311146 5 2 S -5-22-25-4 5,458 Sq. Feet 54 SPEARGRASS BLVD | |
| | R LAND & IMPROVEMENTS T 103 RESIDENTIAL LAND & IMPROVEMENTS Taxable Total: 100% Alberta School Foundation Fund | 399,600 |
| 7359082 | 0311146 5 3 S -5-22-25-4 6,329 Sq. Feet 50 SPEARGRASS BLVD | |
| | R LAND & IMPROVEMENTS T 103 RESIDENTIAL LAND & IMPROVEMENTS Taxable Total: | 332,300 |



2020 Assessment Roll (Valuation Date 1-July, 2020) 2021 Taxation Year, Wheatland County

Assessment Year: 2020
Tax Year: 2021

| Roll | Legal Address | Total |
|---------|---|---------|
| | 100% Alberta School Foundation Fund | |
| 7359083 | 0311146 5 4 S -5-22-25-4 6,383 Sq. Feet 46 SPEARGRASS BLVD | |
| R | LAND & IMPROVEMENTS | |
| | T 103 RESIDENTIAL LAND & IMPROVEMENTS Taxable Total: 100% Alberta School Foundation Fund | 409,200 |
| 7359084 | 0311146 5 5 S -5-22-25-4 6,469 Sq. Feet 42 SPEARGRASS BLVD | |
| R | LAND & IMPROVEMENTS | |
| | T 103 RESIDENTIAL LAND & IMPROVEMENTS Taxable Total: 100% Alberta School Foundation Fund | 313,000 |
| 7359085 | 0311146 5 6 S -5-22-25-4 6,232 Sq. Feet 38 SPEARGRASS BLVD | |
| R | LAND & IMPROVEMENTS | |
| | T 103 RESIDENTIAL LAND & IMPROVEMENTS Taxable Total: 50% The Golden Hills Reg. Div. 15 50% Christ The Redeemer Reg. 3 | 351,500 |
| 7359086 | 0311146 5 7 S -5-22-25-4 6,211 Sq. Feet 34 SPEARGRASS BLVD | |
| R | LAND & IMPROVEMENTS | |
| | T 103 RESIDENTIAL LAND & IMPROVEMENTS Taxable Total: 100% Alberta School Foundation Fund | 447,900 |
| 7359087 | 0311146 5 8 S -5-22-25-4 6,017 Sq. Feet 30 SPEARGRASS BLVD | |
| R | LAND & IMPROVEMENTS | |
| | T 103 RESIDENTIAL LAND & IMPROVEMENTS Taxable Total: 100% The Golden Hills Reg. Div. 15 | 374,900 |
| 7359088 | 0311146 5 9 S -5-22-25-4 6,189 Sq. Feet 26 SPEARGRASS BLVD | |
| R | LAND & IMPROVEMENTS | |
| | T 103 RESIDENTIAL LAND & IMPROVEMENTS Taxable Total: 100% Alberta School Foundation Fund | 277,100 |
| 7359089 | 0311146 5 10 S -5-22-25-4 5,823 Sq. Feet 22 SPEARGRASS BLVD | |
| R | LAND & IMPROVEMENTS | |
| | T 103 RESIDENTIAL LAND & IMPROVEMENTS Taxable Total: 100% Alberta School Foundation Fund | 402,300 |
| 7359090 | 0311146 5 11 S -5-22-25-4 6,179 Sq. Feet 18 SPEARGRASS BLVD | |
| R | LAND & IMPROVEMENTS | |
| | T 103 RESIDENTIAL LAND & IMPROVEMENTS Taxable Total: 100% Christ The Redeemer Reg. 3 | 380,800 |



2020 Assessment Roll (Valuation Date 1-July, 2020) 2021 Taxation Year, Wheatland County

Assessment Year: 2020
Tax Year: 2021

| Roll | Legal Address | Total |
|---------|---|---------|
| 7359091 | 0311146 5 12 S -5-22-25-4 6,233 Sq. Feet 14 SPEARGRASS BLVD | |
| | R LAND & IMPROVEMENTS T 103 RESIDENTIAL LAND & IMPROVEMENTS Taxable Total: 100% Alberta School Foundation Fund | 394,500 |
| 7359092 | 0311146 5 13 S -5-22-25-4 6,297 Sq. Feet 10 SPEARGRASS BLVD | |
| | R LAND & IMPROVEMENTS T 103 RESIDENTIAL LAND & IMPROVEMENTS Taxable Total: 100% Alberta School Foundation Fund | 373,200 |
| 7359093 | 0311146 5 14 S -5-22-25-4 5,996 Sq. Feet 6 SPEARGRASS BLVD | |
| | R LAND & IMPROVEMENTS T 103 RESIDENTIAL LAND & IMPROVEMENTS Taxable Total: 100% Alberta School Foundation Fund | 285,800 |
| 7359094 | 0311146 5 15 S -5-22-25-4 6,114 Sq. Feet 2 SPEARGRASS BLVD | |
| | R LAND & IMPROVEMENTS T 103 RESIDENTIAL LAND & IMPROVEMENTS Taxable Total: 100% Alberta School Foundation Fund | 308,000 |
| 7359100 | 0311146 6 1 S -5-22-25-4 5,038 Sq. Feet 69 SPEARGRASS BLVD | |
| | R LAND & IMPROVEMENTS T 103 RESIDENTIAL LAND & IMPROVEMENTS Taxable Total: 100% Christ The Redeemer Reg. 3 | 355,600 |
| 7359101 | 0311146 6 2 S -5-22-25-4 4,618 Sq. Feet 65 SPEARGRASS BLVD | |
| | R LAND & IMPROVEMENTS T 103 RESIDENTIAL LAND & IMPROVEMENTS Taxable Total: 100% Alberta School Foundation Fund | 327,100 |
| 7359102 | 0311146 6 3 S -5-22-25-4 4,629 Sq. Feet 61 SPEARGRASS BLVD | |
| | R LAND & IMPROVEMENTS T 103 RESIDENTIAL LAND & IMPROVEMENTS Taxable Total: 100% Alberta School Foundation Fund | 256,300 |
| 7359103 | 0311146 6 4 S -5-22-25-4 4,683 Sq. Feet 57 SPEARGRASS BLVD | |
| | R LAND & IMPROVEMENTS T 103 RESIDENTIAL LAND & IMPROVEMENTS Taxable Total: 100% Alberta School Foundation Fund | 247,400 |
| 7359104 | 0311146 6 5 S -5-22-25-4 4,650 Sq. Feet 53 SPEARGRASS BLVD | |
| | R LAND & IMPROVEMENTS T 103 RESIDENTIAL LAND & IMPROVEMENTS Taxable Total: | 259,000 |



2020 Assessment Roll (Valuation Date 1-July, 2020) 2021 Taxation Year, Wheatland County

Assessment Year: 2020
Tax Year: 2021

| Roll | Legal Address | Total |
|---------|---|---------|
| | 100% The Golden Hills Reg. Div. 15 | |
| 7359105 | 0311146 6 6 S -5-22-25-4 4,617 Sq. Feet 49 SPEARGRASS BLVD | |
| | R LAND & IMPROVEMENTS T 103 RESIDENTIAL LAND & IMPROVEMENTS Taxable Total: 100% Alberta School Foundation Fund | 256,400 |
| 7359106 | 0311146 6 7 S -5-22-25-4 4,661 Sq. Feet 45 SPEARGRASS BLVD | |
| | R LAND & IMPROVEMENTS T 103 RESIDENTIAL LAND & IMPROVEMENTS Taxable Total: 100% Alberta School Foundation Fund | 332,300 |
| 7359107 | 0311146 6 8 S -5-22-25-4 4,747 Sq. Feet 41 SPEARGRASS BLVD | |
| | R LAND & IMPROVEMENTS T 103 RESIDENTIAL LAND & IMPROVEMENTS Taxable Total: 100% Alberta School Foundation Fund | 348,900 |
| 7359108 | 0311146 6 9 S -5-22-25-4 4,909 Sq. Feet 37 SPEARGRASS BLVD | |
| | R LAND & IMPROVEMENTS T 103 RESIDENTIAL LAND & IMPROVEMENTS Taxable Total: 100% Alberta School Foundation Fund | 326,500 |
| 7359109 | 0311146 6 10 S -5-22-25-4 4,930 Sq. Feet 33 SPEARGRASS BLVD | |
| | R LAND & IMPROVEMENTS T 103 RESIDENTIAL LAND & IMPROVEMENTS Taxable Total: 100% Alberta School Foundation Fund | 289,300 |
| 7359110 | 0311146 6 11 S -5-22-25-4 4,844 Sq. Feet 29 SPEARGRASS BLVD | |
| | R LAND & IMPROVEMENTS T 103 RESIDENTIAL LAND & IMPROVEMENTS Taxable Total: 100% Alberta School Foundation Fund | 274,300 |
| 7359111 | 0311146 6 12 S -5-22-25-4 4,812 Sq. Feet 25 SPEARGRASS BLVD | |
| | R LAND & IMPROVEMENTS T 103 RESIDENTIAL LAND & IMPROVEMENTS Taxable Total: 100% Alberta School Foundation Fund | 309,400 |
| 7359112 | 0311146 6 13 S -5-22-25-4 4,844 Sq. Feet 21 SPEARGRASS BLVD | |
| | R LAND & IMPROVEMENTS T 103 RESIDENTIAL LAND & IMPROVEMENTS Taxable Total: 100% Alberta School Foundation Fund | 265,100 |
| 7359113 | 0311146 6 14 S -5-22-25-4 4,941 Sq. Feet 17 SPEARGRASS BLVD | |



2020 Assessment Roll (Valuation Date 1-July, 2020) 2021 Taxation Year, Wheatland County

Assessment Year: 2020
Tax Year: 2021

| Roll | Legal Address | Total |
|---------|---|---------|
| | R LAND & IMPROVEMENTS T 103 RESIDENTIAL LAND & IMPROVEMENTS Taxable Total: 100% Alberta School Foundation Fund | 308,800 |
| 7359114 | 0311146 6 15 S -5-22-25-4 4,887 Sq. Feet 13 SPEARGRASS BLVD | |
| | R LAND & IMPROVEMENTS T 103 RESIDENTIAL LAND & IMPROVEMENTS Taxable Total: 100% Alberta School Foundation Fund | 303,600 |
| 7359115 | 0311146 6 16 S -5-22-25-4 4,736 Sq. Feet 9 SPEARGRASS BLVD | |
| | R LAND & IMPROVEMENTS T 103 RESIDENTIAL LAND & IMPROVEMENTS Taxable Total: 100% Alberta School Foundation Fund | 262,900 |
| 7359116 | 0311146 6 17 S -5-22-25-4 4,639 Sq. Feet 5 SPEARGRASS BLVD | |
| | R LAND & IMPROVEMENTS T 103 RESIDENTIAL LAND & IMPROVEMENTS Taxable Total: 100% Alberta School Foundation Fund | 297,500 |
| 7359117 | 0311146 6 18 S -5-22-25-4 5,393 Sq. Feet 1 SPEARGRASS BLVD | |
| | R LAND & IMPROVEMENTS T 103 RESIDENTIAL LAND & IMPROVEMENTS Taxable Total: 100% Alberta School Foundation Fund | 302,600 |
| 7359118 | 0711421 7 1 E -5-22-25-4 8,757 Sq. Feet 101 SPEARGRASS CRES | |
| | R LAND & IMPROVEMENTS T 103 RESIDENTIAL LAND & IMPROVEMENTS Taxable Total: 100% Alberta School Foundation Fund | 487,900 |
| 7359119 | 0711421 7 2 E -5-22-25-4 7,629 Sq. Feet 105 SPEARGRASS CRES | |
| | R LAND & IMPROVEMENTS T 103 RESIDENTIAL LAND & IMPROVEMENTS Taxable Total: 100% Alberta School Foundation Fund | 420,100 |
| 7359120 | 0711421 7 3 E -5-22-25-4 8,393 Sq. Feet 109 SPEARGRASS CRES | |
| | R LAND & IMPROVEMENTS T 103 RESIDENTIAL LAND & IMPROVEMENTS Taxable Total: 100% Alberta School Foundation Fund | 518,800 |
| 7359121 | 0711421 7 4 E -5-22-25-4 8,569 Sq. Feet 113 SPEARGRASS CRES | |
| | R LAND & IMPROVEMENTS T 103 RESIDENTIAL LAND & IMPROVEMENTS Taxable Total: 100% Alberta School Foundation Fund | 443,900 |



2020 Assessment Roll (Valuation Date 1-July, 2020) 2021 Taxation Year, Wheatland County

Assessment Year: 2020
Tax Year: 2021

| Roll | Legal Address | Total |
|---------|---|---------|
| 7359122 | 0711421 7 5 E -5-22-25-4 8,830 Sq. Feet 117 SPEARGRASS CRES | |
| | R LAND T 104 RESIDENTIAL VACANT LAND 100% The Golden Hills Reg. Div. 15 Taxable Total: | 102,000 |
| 7359123 | 0711421 7 6 E -5-22-25-4 8,577 Sq. Feet 121 SPEARGRASS CRES | |
| | R LAND T 104 RESIDENTIAL VACANT LAND 100% The Golden Hills Reg. Div. 15 Taxable Total: | 98,200 |
| 7359124 | 0711421 7 7 E -5-22-25-4 8,292 Sq. Feet 129 SPEARGRASS CRES | |
| | R LAND T 104 RESIDENTIAL VACANT LAND 100% The Golden Hills Reg. Div. 15 Taxable Total: | 94,000 |
| 7359125 | 0711421 7 8 E -5-22-25-4 8,567 Sq. Feet 133 SPEARGRASS CRES | |
| | R LAND T 104 RESIDENTIAL VACANT LAND 100% The Golden Hills Reg. Div. 15 Taxable Total: | 98,100 |
| 7359126 | 0711421 7 9 E -5-22-25-4 7,962 Sq. Feet 137 SPEARGRASS CRES | |
| | R LAND & IMPROVEMENTS T 103 RESIDENTIAL LAND & IMPROVEMENTS Taxable Total: 100% Alberta School Foundation Fund | 444,300 |
| 7359127 | 0711421 7 10 E -5-22-25-4 7,363 Sq. Feet 141 SPEARGRASS CRES | |
| | R LAND & IMPROVEMENTS T 103 RESIDENTIAL LAND & IMPROVEMENTS Taxable Total: 100% Alberta School Foundation Fund | 470,600 |
| 7359128 | 0711421 7 11 E -5-22-25-4 7,362 Sq. Feet 145 SPEARGRASS CRES | |
| | R LAND & IMPROVEMENTS T 103 RESIDENTIAL LAND & IMPROVEMENTS Taxable Total: 100% Alberta School Foundation Fund | 472,000 |
| 7359129 | 0711421 7 12 E -5-22-25-4 8,921 Sq. Feet 149 SPEARGRASS CRES | |
| | R LAND & IMPROVEMENTS T 103 RESIDENTIAL LAND & IMPROVEMENTS Taxable Total: 100% Alberta School Foundation Fund | 497,900 |
| 7359130 | 0711421 7 13 E -5-22-25-4 1.33 Acres | POND |
| | R LAND T 104 RESIDENTIAL VACANT LAND Taxable Total: | 15,600 |



2020 Assessment Roll (Valuation Date 1-July, 2020) 2021 Taxation Year, Wheatland County

Assessment Year: 2020
Tax Year: 2021

| Roll | Legal Address | Total |
|---------|---|---------|
| | 100% The Golden Hills Reg. Div. 15 | |
| 7359131 | 0711421 8 1 E -5-22-25-4 9,156 Sq. Feet 102 SPEARGRASS CRES | |
| | R LAND & IMPROVEMENTS T 103 RESIDENTIAL LAND & IMPROVEMENTS Taxable Total: 100% Alberta School Foundation Fund | 505,600 |
| 7359132 | 0711421 8 2 E -5-22-25-4 7,885 Sq. Feet 106 SPEARGRASS CRES | |
| | R LAND T 104 RESIDENTIAL VACANT LAND Taxable Total: 100% The Golden Hills Reg. Div. 15 | 88,000 |
| 7359133 | 0711421 8 3 E -5-22-25-4 8,240 Sq. Feet 110 SPEARGRASS CRES | |
| | R LAND & IMPROVEMENTS T 103 RESIDENTIAL LAND & IMPROVEMENTS Taxable Total: 100% Alberta School Foundation Fund | 398,400 |
| 7359134 | 0711421 8 4 E -5-22-25-4 8,928 Sq. Feet 114 SPEARGRASS CRES | |
| | R LAND & IMPROVEMENTS T 103 RESIDENTIAL LAND & IMPROVEMENTS Taxable Total: 100% Alberta School Foundation Fund | 450,900 |
| 7359135 | 0711421 8 5 E -5-22-25-4 8,149 Sq. Feet 118 SPEARGRASS CRES | |
| | R LAND & IMPROVEMENTS T 103 RESIDENTIAL LAND & IMPROVEMENTS Taxable Total: 100% Alberta School Foundation Fund | 454,300 |
| 7359136 | 0711421 8 6 E -5-22-25-4 8,285 Sq. Feet 122 SPEARGRASS CRES | |
| | R LAND T 104 RESIDENTIAL VACANT LAND Taxable Total: 100% The Golden Hills Reg. Div. 15 | 93,900 |
| 7359137 | 0711421 8 7 E -5-22-25-4 10,108 Sq. Feet 126 SPEARGRASS CRES | |
| | R LAND & IMPROVEMENTS T 103 RESIDENTIAL LAND & IMPROVEMENTS Taxable Total: 100% Alberta School Foundation Fund | 469,500 |
| 7359138 | 0711421 8 8 E -5-22-25-4 9,584 Sq. Feet 130 SPEARGRASS CRES | |
| | R LAND & IMPROVEMENTS T 103 RESIDENTIAL LAND & IMPROVEMENTS Taxable Total: 100% Alberta School Foundation Fund | 569,100 |
| 7359139 | 0711421 8 9 E -5-22-25-4 9,410 Sq. Feet 134 SPEARGRASS CRES | |



2020 Assessment Roll (Valuation Date 1-July, 2020) 2021 Taxation Year, Wheatland County

Assessment Year: 2020
Tax Year: 2021

| Roll | Legal Address | Total |
|---------|---|---------|
| | R LAND & IMPROVEMENTS T 103 RESIDENTIAL LAND & IMPROVEMENTS Taxable Total: 100% The Golden Hills Reg. Div. 15 | 527,400 |
| 7359140 | 0711421 9 1 E -5-22-25-4 9,074 Sq. Feet 166 SPEARGRASS CRES | |
| | R LAND & IMPROVEMENTS T 103 RESIDENTIAL LAND & IMPROVEMENTS Taxable Total: 100% Alberta School Foundation Fund | 388,000 |
| 7359141 | 0711421 9 2 E -5-22-25-4 7,879 Sq. Feet 162 SPEARGRASS CRES | |
| | R LAND & IMPROVEMENTS T 103 RESIDENTIAL LAND & IMPROVEMENTS Taxable Total: 100% Alberta School Foundation Fund | 424,400 |
| 7359142 | 0711421 9 3 E -5-22-25-4 7,890 Sq. Feet 158 SPEARGRASS CRES | |
| | R LAND T 104 RESIDENTIAL VACANT LAND Taxable Total: 100% The Golden Hills Reg. Div. 15 | 88,000 |
| 7359143 | 0711421 9 4 E -5-22-25-4 8,126 Sq. Feet 154 SPEARGRASS CRES | |
| | R LAND T 104 RESIDENTIAL VACANT LAND Taxable Total: 100% Alberta School Foundation Fund | 91,500 |
| 7359144 | 0711421 9 5 E -5-22-25-4 8,513 Sq. Feet 150 SPEARGRASS CRES | |
| | R LAND & IMPROVEMENTS T 103 RESIDENTIAL LAND & IMPROVEMENTS Taxable Total: 100% Alberta School Foundation Fund | 400,800 |
| 7359145 | 0711421 9 6 E -5-22-25-4 9,169 Sq. Feet 146 SPEARGRASS CRES | |
| | R LAND T 104 RESIDENTIAL VACANT LAND Taxable Total: 100% Alberta School Foundation Fund | 107,000 |
| 7359146 | 0711421 9 7 E -5-22-25-4 8,102 Sq. Feet 142 SPEARGRASS CRES | |
| | R LAND & IMPROVEMENTS T 103 RESIDENTIAL LAND & IMPROVEMENTS Taxable Total: 100% Alberta School Foundation Fund | 543,400 |
| 7359147 | 0711421 9 8 E -5-22-25-4 8,159 Sq. Feet 138 SPEARGRASS CRES | |
| | R LAND T 104 RESIDENTIAL VACANT LAND Taxable Total: 100% The Golden Hills Reg. Div. 15 | 92,000 |



2020 Assessment Roll (Valuation Date 1-July, 2020) 2021 Taxation Year, Wheatland County

Assessment Year: 2020
Tax Year: 2021

| Roll | Legal Address | Total |
|---------|---|---------|
| 7359148 | 0711421 10 1 E -5-22-25-4 10,100 Sq. Feet 101 SPEARGRASS CLOSE | |
| | R LAND & IMPROVEMENTS T 103 RESIDENTIAL LAND & IMPROVEMENTS Taxable Total: 100% Alberta School Foundation Fund | 508,500 |
| 7359149 | 0711421 10 2 E -5-22-25-4 8,677 Sq. Feet 105 SPEARGRASS CLOSE | |
| | R LAND & IMPROVEMENTS T 103 RESIDENTIAL LAND & IMPROVEMENTS Taxable Total: 100% Alberta School Foundation Fund | 523,400 |
| 7359150 | 0711421 10 3 E -5-22-25-4 9,003 Sq. Feet 109 SPEARGRASS CLOSE | |
| | R LAND & IMPROVEMENTS T 103 RESIDENTIAL LAND & IMPROVEMENTS Taxable Total: 100% Alberta School Foundation Fund | 533,400 |
| 7359151 | 0711421 10 4 E -5-22-25-4 8,246 Sq. Feet 113 SPEARGRASS CLOSE | |
| | R LAND & IMPROVEMENTS T 103 RESIDENTIAL LAND & IMPROVEMENTS Taxable Total: 100% Alberta School Foundation Fund | 470,400 |
| 7359152 | 0711421 10 5 E -5-22-25-4 7,906 Sq. Feet 117 SPEARGRASS CLOSE | |
| | R LAND T 104 RESIDENTIAL VACANT LAND Taxable Total: 100% Alberta School Foundation Fund | 88,300 |
| 7359153 | 0711421 10 6 E -5-22-25-4 7,973 Sq. Feet 121 SPEARGRASS CLOSE | |
| | R LAND T 104 RESIDENTIAL VACANT LAND Taxable Total: 100% Christ The Redeemer Reg. 3 | 89,300 |
| 7359154 | 0711421 10 7 E -5-22-25-4 9,319 Sq. Feet 125 SPEARGRASS CLOSE | |
| | R LAND T 104 RESIDENTIAL VACANT LAND Taxable Total: 100% Christ The Redeemer Reg. 3 | 109,300 |
| 7359155 | 0711421 10 8 E -5-22-25-4 8,365 Sq. Feet 129 SPEARGRASS CLOSE | |
| | R LAND & IMPROVEMENTS T 103 RESIDENTIAL LAND & IMPROVEMENTS Taxable Total: 100% Alberta School Foundation Fund | 437,700 |
| 7359156 | 0711421 10 9 E -5-22-25-4 9,280 Sq. Feet 133 SPEARGRASS CLOSE | |
| | R LAND & IMPROVEMENTS T 103 RESIDENTIAL LAND & IMPROVEMENTS Taxable Total: | 534,700 |



2020 Assessment Roll (Valuation Date 1-July, 2020) 2021 Taxation Year, Wheatland County

Assessment Year: 2020
Tax Year: 2021

| Roll | Legal Address | Total |
|---------------------------------|--|---|
| 100% Christ The Redeemer Reg. 3 | | |
| 7359157 | 0711421 10 10 E -5-22-25-4 10,512 Sq. Feet 137 SPEARGRASS CLOSE | |
| R | LAND & IMPROVEMENTS | T 103 RESIDENTIAL LAND & IMPROVEMENTS Taxable Total: 838,000 100% Alberta School Foundation Fund |
| 7359158 | 0711421 10 11 E -5-22-25-4 10,128 Sq. Feet 141 SPEARGRASS CLOSE | |
| R | LAND | T 104 RESIDENTIAL VACANT LAND Taxable Total: 121,300 100% The Golden Hills Reg. Div. 15 |
| 7359159 | 0711421 10 12 E -5-22-25-4 9,993 Sq. Feet 145 SPEARGRASS CLOSE | |
| R | LAND & IMPROVEMENTS | T 103 RESIDENTIAL LAND & IMPROVEMENTS Taxable Total: 508,200 100% Alberta School Foundation Fund |
| 7359160 | 0711421 10 13 E -5-22-25-4 10,032 Sq. Feet 138 SPEARGRASS CLOSE | |
| R | LAND | T 104 RESIDENTIAL VACANT LAND Taxable Total: 119,900 100% The Golden Hills Reg. Div. 15 |
| 7359161 | 0711421 10 14 E -5-22-25-4 9,690 Sq. Feet 134 SPEARGRASS CLOSE | |
| R | LAND | T 104 RESIDENTIAL VACANT LAND Taxable Total: 114,800 100% The Golden Hills Reg. Div. 15 |
| 7359162 | 0711421 10 15 E -5-22-25-4 10,613 Sq. Feet 130 SPEARGRASS CLOSE | |
| R | LAND | T 104 RESIDENTIAL VACANT LAND Taxable Total: 128,500 100% Christ The Redeemer Reg. 3 |
| 7359163 | 0711421 10 16 E -5-22-25-4 8,635 Sq. Feet 126 SPEARGRASS CLOSE | |
| R | LAND | T 104 RESIDENTIAL VACANT LAND Taxable Total: 99,100 100% Christ The Redeemer Reg. 3 |
| 7359164 | 0711421 10 17 E -5-22-25-4 9,310 Sq. Feet 122 SPEARGRASS CLOSE | |
| R | LAND | T 104 RESIDENTIAL VACANT LAND Taxable Total: 109,100 100% The Golden Hills Reg. Div. 15 |
| 7359165 | 0711421 10 18 E -5-22-25-4 8,934 Sq. Feet 118 SPEARGRASS CLOSE | |



2020 Assessment Roll (Valuation Date 1-July, 2020) 2021 Taxation Year, Wheatland County

Assessment Year: 2020
Tax Year: 2021

| Roll | Legal Address | Total |
|---------|---|---------|
| | R LAND & IMPROVEMENTS T 103 RESIDENTIAL LAND & IMPROVEMENTS Taxable Total: 100% Alberta School Foundation Fund | 494,200 |
| 7359166 | 0711421 10 19 E -5-22-25-4 8,509 Sq. Feet 114 SPEARGRASS CLOSE | |
| | R LAND & IMPROVEMENTS T 103 RESIDENTIAL LAND & IMPROVEMENTS Taxable Total: 100% Alberta School Foundation Fund | 329,400 |
| 7359167 | 0711421 10 20 E -5-22-25-4 8,032 Sq. Feet 110 SPEARGRASS CLOSE | |
| | R LAND T 104 RESIDENTIAL VACANT LAND Taxable Total: 100% The Golden Hills Reg. Div. 15 | 81,100 |
| 7359168 | 0711421 10 21 E -5-22-25-4 8,536 Sq. Feet 106 SPEARGRASS CLOSE | |
| | R LAND T 104 RESIDENTIAL VACANT LAND Taxable Total: 100% The Golden Hills Reg. Div. 15 | 87,900 |
| 7359169 | 0711421 10 22 E -5-22-25-4 9,551 Sq. Feet 102 SPEARGRASS CLOSE | |
| | R LAND T 104 RESIDENTIAL VACANT LAND Taxable Total: 100% The Golden Hills Reg. Div. 15 | 101,500 |
| 7359170 | 0712224 11 1 E -5-22-25-4 5,464 Sq. Feet 139 SPEARGRASS CIRCLE | |
| | R LAND & IMPROVEMENTS T 103 RESIDENTIAL LAND & IMPROVEMENTS Taxable Total: 100% Alberta School Foundation Fund | 332,400 |
| 7359171 | 0712224 11 2 E -5-22-25-4 4,773 Sq. Feet 137 SPEARGRASS CIRCLE | |
| | R LAND & IMPROVEMENTS T 103 RESIDENTIAL LAND & IMPROVEMENTS Taxable Total: 100% Alberta School Foundation Fund | 337,000 |
| 7359172 | 0712224 11 3 E -5-22-25-4 4,773 Sq. Feet 135 SPEARGRASS CIRCLE | |
| | R LAND & IMPROVEMENTS T 103 RESIDENTIAL LAND & IMPROVEMENTS Taxable Total: 100% Alberta School Foundation Fund | 321,600 |
| 7359173 | 0712224 11 4 E -5-22-25-4 5,726 Sq. Feet 133 SPEARGRASS CIRCLE | |
| | R LAND & IMPROVEMENTS T 103 RESIDENTIAL LAND & IMPROVEMENTS Taxable Total: 100% Alberta School Foundation Fund | 329,200 |



2020 Assessment Roll (Valuation Date 1-July, 2020) 2021 Taxation Year, Wheatland County

Assessment Year: 2020
Tax Year: 2021

| Roll | Legal Address | Total |
|---------|---|---------|
| 7359174 | 0712224 11 5 E -5-22-25-4 6,426 Sq. Feet 131 SPEARGRASS CIRCLE | |
| | R LAND & IMPROVEMENTS T 103 RESIDENTIAL LAND & IMPROVEMENTS Taxable Total: 100% Alberta School Foundation Fund | 340,300 |
| 7359175 | 0712224 11 6 E -5-22-25-4 5,862 Sq. Feet 129 SPEARGRASS CIRCLE | |
| | R LAND & IMPROVEMENTS T 103 RESIDENTIAL LAND & IMPROVEMENTS Taxable Total: 100% Alberta School Foundation Fund | 335,600 |
| 7359176 | 0712224 11 7 E -5-22-25-4 5,832 Sq. Feet 127 SPEARGRASS CIRCLE | |
| | R LAND & IMPROVEMENTS T 103 RESIDENTIAL LAND & IMPROVEMENTS Taxable Total: 100% Alberta School Foundation Fund | 341,000 |
| 7359177 | 0712224 11 8 E -5-22-25-4 6,431 Sq. Feet 125 SPEARGRASS CIRCLE | |
| | R LAND & IMPROVEMENTS T 103 RESIDENTIAL LAND & IMPROVEMENTS Taxable Total: 100% Alberta School Foundation Fund | 322,700 |
| 7359178 | 0712224 11 9 E -5-22-25-4 5,629 Sq. Feet 123 SPEARGRASS CIRCLE | |
| | R LAND & IMPROVEMENTS T 103 RESIDENTIAL LAND & IMPROVEMENTS Taxable Total: 100% Alberta School Foundation Fund | 324,200 |
| 7359179 | 0712224 11 10 E -5-22-25-4 4,945 Sq. Feet 121 SPEARGRASS CIRCLE | |
| | R LAND & IMPROVEMENTS T 103 RESIDENTIAL LAND & IMPROVEMENTS Taxable Total: 100% Alberta School Foundation Fund | 298,500 |
| 7359180 | 0712224 11 11 E -5-22-25-4 5,003 Sq. Feet 119 SPEARGRASS CIRCLE | |
| | R LAND & IMPROVEMENTS T 103 RESIDENTIAL LAND & IMPROVEMENTS Taxable Total: 100% Alberta School Foundation Fund | 277,000 |
| 7359181 | 0712224 11 12 E -5-22-25-4 5,611 Sq. Feet 117 SPEARGRASS CIRCLE | |
| | R LAND & IMPROVEMENTS T 103 RESIDENTIAL LAND & IMPROVEMENTS Taxable Total: 100% Alberta School Foundation Fund | 337,900 |
| 7359182 | 0712224 11 13 E -5-22-25-4 6,494 Sq. Feet 115 SPEARGRASS CIRCLE | |
| | R LAND & IMPROVEMENTS T 103 RESIDENTIAL LAND & IMPROVEMENTS Taxable Total: | 364,600 |



2020 Assessment Roll (Valuation Date 1-July, 2020) 2021 Taxation Year, Wheatland County

Assessment Year: 2020
Tax Year: 2021

| Roll | Legal Address | Total |
|-------------------------------------|--|---|
| 100% Alberta School Foundation Fund | | |
| 7359183 | 0712224 11 14 E -5-22-25-4 5,915 Sq. Feet 113 SPEARGRASS CIRCLE | |
| R | LAND & IMPROVEMENTS | T 103 RESIDENTIAL LAND & IMPROVEMENTS Taxable Total: 100% Alberta School Foundation Fund 366,100 |
| 7359184 | 0712224 11 15 E -5-22-25-4 5,949 Sq. Feet 111 SPEARGRASS CIRCLE | |
| R | LAND & IMPROVEMENTS | T 103 RESIDENTIAL LAND & IMPROVEMENTS Taxable Total: 100% Alberta School Foundation Fund 285,200 |
| 7359185 | 0712224 11 16 E -5-22-25-4 6,485 Sq. Feet 109 SPEARGRASS CIRCLE | |
| R | LAND & IMPROVEMENTS | T 103 RESIDENTIAL LAND & IMPROVEMENTS Taxable Total: 100% Alberta School Foundation Fund 280,400 |
| 7359186 | 0712224 11 17 SE-5-22-25-4 5,721 Sq. Feet 107 SPEARGRASS CIRCLE | |
| R | LAND & IMPROVEMENTS | T 103 RESIDENTIAL LAND & IMPROVEMENTS Taxable Total: 100% Alberta School Foundation Fund 326,800 |
| 7359187 | 0712224 11 18 E -5-22-25-4 4,823 Sq. Feet 105 SPEARGRASS CIRCLE | |
| R | LAND & IMPROVEMENTS | T 103 RESIDENTIAL LAND & IMPROVEMENTS Taxable Total: 100% Alberta School Foundation Fund 307,500 |
| 7359188 | 0712224 11 19 E -5-22-25-4 4,757 Sq. Feet 103 SPEARGRASS CIRCLE | |
| R | LAND & IMPROVEMENTS | T 103 RESIDENTIAL LAND & IMPROVEMENTS Taxable Total: 100% Alberta School Foundation Fund 334,900 |
| 7359189 | 0712224 11 20 E -5-22-25-4 6,025 Sq. Feet 101 SPEARGRASS CIRCLE | |
| R | LAND & IMPROVEMENTS | T 103 RESIDENTIAL LAND & IMPROVEMENTS Taxable Total: 100% Alberta School Foundation Fund 360,800 |
| 7359500 | 0211957 1 3 SE-5-22-25-4 7.15 Acres | |
| NR | LAND | T 105 NON-RESEDENTIAL LAND & IMPROVEMENTS Taxable Total: 100% The Golden Hills Reg. Div. 15 50,240 |
| 7359501 | 0910381 4 15MR S -5-22-25-4 3.55 Acres | MUNICIPAL RESERVE Speargrass Lift Station |



2020 Assessment Roll (Valuation Date 1-July, 2020) 2021 Taxation Year, Wheatland County

Assessment Year: 2020
Tax Year: 2021

| Roll | Legal Address | | | | | Total |
|---------|----------------|---------------------|------------|-----|--|-----------------------|
| | NR | LAND | E | 155 | WHEATLAND COUNTY EXEMPT 100% Alberta School Foundation Fund | Exempt Total: 172,250 |
| 7359505 | 0211957 1 4 | NE-32-21-25-4 | 0.29 Acres | | former Pump House Former Pump House | |
| | NR | LAND | E | 155 | WHEATLAND COUNTY EXEMPT 100% Alberta School Foundation Fund | Exempt Total: 107,970 |
| 7359510 | 0211957 1 5 | PT-5-22-25-4 | 0.07 Acres | | GENERATOR SITE FOR PUMP HOUSE Speargrass Sewage Generator | |
| | NR | LAND & IMPROVEMENTS | E | 155 | WHEATLAND COUNTY EXEMPT 100% The Golden Hills Reg. Div. 15 | Exempt Total: 22,120 |
| 7359515 | 0211957 1 6 | SE-5-22-25-4 | 0.07 Acres | | | |
| | NR | LAND | T | 105 | NON-RESEIDENTIAL LAND & IMPROVEMENTS 100% The Golden Hills Reg. Div. 15 | Exempt Total: 7,720 |
| 7359520 | 0311146 1 7PUL | S -5-22-25-4 | 0.15 Acres | | PUBLIC UTILITY LOT | |
| | NR | LAND | E | 155 | WHEATLAND COUNTY EXEMPT 100% Alberta School Foundation Fund | Exempt Total: 3,120 |
| 7359530 | 1811971 A | SE-5-22-25-4 | 0.52 Acres | | BOULEVARD SPEARGRASS CIRCLE | |
| | NR | LAND | E | 155 | WHEATLAND COUNTY EXEMPT 100% Alberta School Foundation Fund | Exempt Total: 10,130 |
| 7359532 | 1811971 B | SE-5-22-25-4 | 0.07 Acres | | BOULEVARD SPEARGRASS CLOSE | |
| | NR | LAND | E | 155 | WHEATLAND COUNTY EXEMPT 100% Alberta School Foundation Fund | Exempt Total: 1,360 |
| 7359534 | 1811971 C | SE-5-22-25-4 | 0.59 Acres | | BOULEVARD SPEARGRASS BLVD | |
| | NR | LAND | E | 155 | WHEATLAND COUNTY EXEMPT 100% Alberta School Foundation Fund | Exempt Total: 11,490 |
| 7359536 | 1811971 D | S-5-22-25-4 | 0.11 Acres | | BOULEVARD WYNDHAM PARK VIEW | |
| | NR | LAND | E | 155 | WHEATLAND COUNTY EXEMPT 100% Alberta School Foundation Fund | Exempt Total: 2,140 |



2020 Assessment Roll (Valuation Date 1-July, 2020) 2021 Taxation Year, Wheatland County

Assessment Year: 2020
Tax Year: 2021

| Roll | Legal Address | | | | | Total |
|---------|--|-------------------------------|-------------------------------------|----------------|--|---------|
| 7360000 | NE-5-22-25-4 12.96 Acres | STOCKPILE SITE, NE Corner | | | | |
| | NR LAND | E 155 | WHEATLAND COUNTY EXEMPT | Exempt Total: | | 50,320 |
| | | | 100% Alberta School Foundation Fund | | | |
| 7361000 | NW-5-22-25-4 157.43 Acres 220077 RGE RD 255 | | | | | |
| | F LAND & IMPROVEMENTS | T 1 | FARMLAND | | | 35,980 |
| | R | T 103 | RESIDENTIAL LAND & IMPROVEMENTS | | | 430,870 |
| | | | | Taxable Total: | | 466,850 |
| | R | E 901 | RURAL RESIDENCE EXEMPTION (RAP) | | | 81,710 |
| | R | E 903 | FARM BUILDING EXEMPT | | | 2,980 |
| | | | 100% Alberta School Foundation Fund | Exempt Total: | | 84,690 |
| | | | | Totals: | | 551,540 |
| 7365000 | SE-5-22-25-4 0.62 Acres | Northeast Corner, NE of Hwy | | | | |
| | R LAND | T 104 | RESIDENTIAL VACANT LAND | Taxable Total: | | 3,800 |
| | | | 100% Alberta School Foundation Fund | | | |
| 7366000 | SW-5-22-25-4 76.84 Acres | LSD 4 & 5 | | | | |
| | F LAND | T 1 | FARMLAND | Taxable Total: | | 20,360 |
| | | | 100% The Golden Hills Reg. Div. 15 | | | |
| 7366010 | 9211728 1 SW-5-22-25-4 2.50 Acres 220019 RGE RD 255 | PTN LSD 4&5, West Central Ptn | | | | |
| | R LAND & IMPROVEMENTS | T 103 | RESIDENTIAL LAND & IMPROVEMENTS | Taxable Total: | | 549,300 |
| | | | 100% Alberta School Foundation Fund | | | |
| 7366020 | SW-5-22-25-4 0.15 Acres | SE CORNER OF LSD 4 | | | | |
| | R LAND & IMPROVEMENTS | T 103 | RESIDENTIAL LAND & IMPROVEMENTS | Taxable Total: | | 31,700 |
| | | | 100% Alberta School Foundation Fund | | | |
| 7370000 | NE-6-22-25-4 98.10 Acres | | | | | |
| | F LAND | T 1 | FARMLAND | Taxable Total: | | 17,740 |
| | | | 100% Alberta School Foundation Fund | | | |
| 7370010 | 9812703 3 NE-6-22-25-4 15.89 Acres 255009 HWY 24 | NORTHEAST CORNER | | | | |
| | F LAND & IMPROVEMENTS | T 1 | FARMLAND | | | 2,290 |



2020 Assessment Roll (Valuation Date 1-July, 2020) 2021 Taxation Year, Wheatland County

Assessment Year: 2020
Tax Year: 2021

| Roll | Legal Address | | | | Total |
|---------|-------------------------------------|---|---|-------------------------------------|------------------------|
| | R | T | 103 | RESIDENTIAL LAND & IMPROVEMENTS | 297,160 |
| | | | | Taxable Total: | 299,450 |
| | R | E | 901 | RURAL RESIDENCE EXEMPTION (RAP) | 61,540 |
| | R | E | 903 | FARM BUILDING EXEMPT | 54,560 |
| | | | 100% | Alberta School Foundation Fund | 116,100 |
| | | | | Exempt Total: | 415,550 |
| | | | | Totals: | 415,550 |
| 7371000 | NW-6-22-25-4 | 94.06 Acres | CARSELAND LAGOON, Nrthly Ptn Carseland Lagoon | | |
| | NR | LAND | E | 155 WHEATLAND COUNTY EXEMPT | Exempt Total: 596,020 |
| | | | 100% | Alberta School Foundation Fund | |
| 7371010 | 2010348 1 1 NW-6-22-25-4 3.56 Acres | SW CORNER LSD 13 Carseland Fire Station | | | |
| | 220069 RGE RD 260 | | | | |
| | NR | LAND | E | 155 WHEATLAND COUNTY EXEMPT | Exempt Total: 221,200 |
| | | | 100% | Alberta School Foundation Fund | |
| 7372000 | 8110382 1 NW-6-22-25-4 2.38 Acres | CARSELAND DUMP-W. Central PART Carseland Waste Transfer Station | | | |
| | 220057 RGE RD 260 | | | | |
| | NR | LAND & IMPROVEMENTS | E | 158 WASTE TRANSFER SITES EXEMPT | Exempt Total: 156,670 |
| | | | 100% | Alberta School Foundation Fund | |
| 7373000 | NW-6-22-25-4 | 40.00 Acres | South Half LSD 11 & 12 | | |
| | F | LAND | T | 1 FARMLAND | Taxable Total: 8,770 |
| | | | 100% | Alberta School Foundation Fund | |
| 7374000 | 9812702 2 E -6-22-25-4 199.77 Acres | SE 157AC & NE 42.77AC | | | |
| | F | LAND | T | 1 FARMLAND | Taxable Total: 52,360 |
| | | | 100% | Alberta School Foundation Fund | |
| 7374010 | 9812702 1 SE-6-22-25-4 3.00 Acres | SOUTHWEST CORNER | | | |
| | 255042 TWP RD 220 | | | | |
| | R | LAND & IMPROVEMENTS | T | 103 RESIDENTIAL LAND & IMPROVEMENTS | Taxable Total: 522,100 |
| | | | 100% | Alberta School Foundation Fund | |
| 7375000 | SW-6-22-25-4 | 160.00 Acres | | | |
| | 220007 RGE RD 260 | | | | |
| | F | LAND & IMPROVEMENTS | T | 1 FARMLAND | 37,570 |
| | R | | T | 103 RESIDENTIAL LAND & IMPROVEMENTS | 278,650 |
| | | | | Taxable Total: | 316,220 |
| | R | | E | 901 RURAL RESIDENCE EXEMPTION (RAP) | 61,540 |



2020 Assessment Roll (Valuation Date 1-July, 2020) 2021 Taxation Year, Wheatland County

Assessment Year: 2020
Tax Year: 2021

| Roll | Legal Address | | | | | Total |
|---------|--------------------------|--------------|-------|--------------------------------------|---|----------------|
| | R | | E 903 | FARM BUILDING EXEMPT | | 2,000 |
| | | | 100% | Alberta School Foundation Fund | Exempt Total: | 63,540 |
| | | | | | Totals: | 379,760 |
| 7376000 | NE-7-22-25-4 | 136.48 Acres | | | Northwest of Railway | |
| | F LAND | | T 1 | FARMLAND | Taxable Total: | 36,140 |
| | | | 100% | Alberta School Foundation Fund | | |
| 7376010 | NE-7-22-25-4 | 9.56 Acres | | | Southeast Corner Turner Custom Reno & Cabinetry | |
| | 221044 RGE RD 255 | | | | | |
| | F LAND & IMPROVEMENTS | | T 1 | FARMLAND | | 1,470 |
| | R | | T 103 | RESIDENTIAL LAND & IMPROVEMENTS | | 451,840 |
| | NR | | T 105 | NON-RESEIDENTIAL LAND & IMPROVEMENTS | | 192,520 |
| | | | | | Taxable Total: | 645,830 |
| | R | | E 901 | RURAL RESIDENCE EXEMPTION (RAP) | | 1,470 |
| | R | | E 903 | FARM BUILDING EXEMPT | | 44,700 |
| | | | 100% | Alberta School Foundation Fund | Exempt Total: | 46,170 |
| | | | | | Totals: | 692,000 |
| 7376012 | 0814317 1 1 NE-7-22-25-4 | 3.00 Acres | | | | |
| | 221056 RGE RD 255 | | | | | |
| | R LAND & IMPROVEMENTS | | T 103 | RESIDENTIAL LAND & IMPROVEMENTS | Taxable Total: | 443,100 |
| | | | 100% | Alberta School Foundation Fund | | |
| 7376014 | 0814317 1 2 NE-7-22-25-4 | 3.00 Acres | | | | |
| | 221052 RGE RD 255 | | | | | |
| | R LAND & IMPROVEMENTS | | T 103 | RESIDENTIAL LAND & IMPROVEMENTS | | 312,500 |
| | R | | E 903 | FARM BUILDING EXEMPT | | 2,350 |
| | | | 100% | Alberta School Foundation Fund | Totals: | 314,850 |
| 7377000 | NW-7-22-25-4 | 156.00 Acres | | | | |
| | F LAND | | T 1 | FARMLAND | Taxable Total: | 42,180 |
| | | | 100% | Alberta School Foundation Fund | | |
| 7377010 | 9910224 1 NW-7-22-25-4 | 3.00 Acres | | | NORTHEASTERLY CORNER | |
| | 255047A TWP RD 222 | | | | | |
| | R LAND & IMPROVEMENTS | | T 103 | RESIDENTIAL LAND & IMPROVEMENTS | Taxable Total: | 821,900 |
| | | | 100% | Alberta School Foundation Fund | | |
| 7378000 | SE-7-22-25-4 | 40.53 Acres | | | LSD 7 | |



2020 Assessment Roll (Valuation Date 1-July, 2020) 2021 Taxation Year, Wheatland County

Assessment Year: 2020
Tax Year: 2021

| Roll | Legal Address | | | | | Total |
|---------|-------------------|-------------------------|---|-----|-------------------------------------|---------|
| | F | LAND | T | 1 | FARMLAND | |
| | | | | | 100% Alberta School Foundation Fund | |
| | | | | | Taxable Total: | 9,840 |
| 7378010 | SE-7-22-25-4 | 27.87 Acres | | | SE Part LSD 8; 0.89a LSD 7 | |
| | 221026 RGE RD 255 | | | | | |
| | F | LAND & IMPROVEMENTS | T | 1 | FARMLAND | 6,150 |
| | R | | T | 103 | RESIDENTIAL LAND & IMPROVEMENTS | 467,150 |
| | | | | | Taxable Total: | 473,300 |
| | R | | E | 901 | RURAL RESIDENCE EXEMPTION (RAP) | 6,150 |
| | R | | E | 903 | FARM BUILDING EXEMPT | 15,160 |
| | | | | | 100% Alberta School Foundation Fund | |
| | | | | | Exempt Total: | 21,310 |
| | | | | | Totals: | 494,610 |
| 7378020 | 1311296 1 1 | SE-7-22-25-4 8.00 Acres | | | NE Corner LSD 8 | |
| | 221040 RGE RD 255 | | | | | |
| | F | LAND & IMPROVEMENTS | T | 1 | FARMLAND | 1,240 |
| | R | | T | 103 | RESIDENTIAL LAND & IMPROVEMENTS | 611,060 |
| | | | | | Taxable Total: | 612,300 |
| | R | | E | 901 | RURAL RESIDENCE EXEMPTION (RAP) | 1,240 |
| | | | | | 100% Alberta School Foundation Fund | |
| | | | | | Totals: | 613,540 |
| 7379000 | SE-7-22-25-4 | 70.21 Acres | | | South Half | |
| | | | | | | |
| | F | LAND | T | 1 | FARMLAND | |
| | | | | | 100% Alberta School Foundation Fund | |
| | | | | | Taxable Total: | 16,060 |
| 7380000 | SW-7-22-25-4 | 75.35 Acres | | | East Half | |
| | | | | | | |
| | F | LAND | T | 1 | FARMLAND | |
| | | | | | 100% Alberta School Foundation Fund | |
| | | | | | Taxable Total: | 18,390 |
| 7381000 | SW-7-22-25-4 | 46.33 Acres | | | East Half LSD 3 & All of 4 | |
| | 55 BARSTOW ST | | | | | |
| | F | LAND | T | 1 | FARMLAND | |
| | | | | | 100% Alberta School Foundation Fund | |
| | | | | | Taxable Total: | 10,230 |
| 7382000 | NE-8-22-25-4 | 155.57 Acres | | | | |
| | 254011 TWP RD 222 | | | | | |
| | F | LAND & IMPROVEMENTS | T | 1 | FARMLAND | 22,310 |
| | R | | T | 103 | RESIDENTIAL LAND & IMPROVEMENTS | 435,160 |
| | | | | | Taxable Total: | 457,470 |
| | R | | E | 901 | RURAL RESIDENCE EXEMPTION (RAP) | 61,540 |
| | | | | | Totals: | 519,010 |



2020 Assessment Roll (Valuation Date 1-July, 2020) 2021 Taxation Year, Wheatland County

Assessment Year: 2020
Tax Year: 2021

| Roll | Legal Address | 100% Alberta School Foundation Fund | | | | Total |
|---------|---|-------------------------------------|---------------------------------|----------------|--|---------|
| 7383000 | NW-8-22-25-4 133.77 Acres | LSD 11, 13, 14 & East 1/2 12 | | | | |
| | F LAND | T 1 | FARMLAND | Taxable Total: | | 25,040 |
| | | 100% Alberta School Foundation Fund | | | | |
| 7383001 | 9510392 1 NW-8-22-25-4 19.95 Acres 221055 RGE RD 255 | West Half LSD 12 | | | | |
| | F LAND & IMPROVEMENTS | T 1 | FARMLAND | | | 3,850 |
| | R | T 103 | RESIDENTIAL LAND & IMPROVEMENTS | | | 368,750 |
| | | Taxable Total: | | | | 372,600 |
| | R | E 901 | RURAL RESIDENCE EXEMPTION (RAP) | | | 3,850 |
| | R | E 903 | FARM BUILDING EXEMPT | | | 24,010 |
| | | 100% Alberta School Foundation Fund | | | | |
| | | Exempt Total: | | | | 27,860 |
| | | Totals: | | | | 400,460 |
| 7383010 | NW-8-22-25-4 1.76 Acres 254081 TWP RD 222 | NW CORNER NW OF RAILWAY | | | | |
| | R LAND & IMPROVEMENTS | T 103 | RESIDENTIAL LAND & IMPROVEMENTS | Taxable Total: | | 324,300 |
| | | 100% The Golden Hills Reg. Div. 15 | | | | |
| 7384000 | SE-8-22-25-4 154.58 Acres | | | | | |
| | F LAND | T 1 | FARMLAND | Taxable Total: | | 29,020 |
| | | 100% Alberta School Foundation Fund | | | | |
| 7385000 | SW-8-22-25-4 149.44 Acres | | | | | |
| | F LAND | T 1 | FARMLAND | Taxable Total: | | 33,150 |
| | | 100% Alberta School Foundation Fund | | | | |
| 7385010 | 9813332 1 SW-8-22-25-4 4.87 Acres 221005 RGE RD 255 | SOUTHWEST CORNER | | | | |
| | F LAND & IMPROVEMENTS | T 1 | FARMLAND | | | 280 |
| | R | T 103 | RESIDENTIAL LAND & IMPROVEMENTS | | | 685,830 |
| | | Taxable Total: | | | | 686,110 |
| | R | E 901 | RURAL RESIDENCE EXEMPTION (RAP) | | | 61,540 |
| | R | E 903 | FARM BUILDING EXEMPT | | | 12,770 |
| | | 100% Alberta School Foundation Fund | | | | |
| | | Exempt Total: | | | | 74,310 |
| | | Totals: | | | | 760,420 |
| 7386000 | NE-9-22-25-4 156.00 Acres 253039 TWP RD 222 | | | | | |



2020 Assessment Roll (Valuation Date 1-July, 2020) 2021 Taxation Year, Wheatland County

Assessment Year: 2020
Tax Year: 2021

| Roll | Legal Address | | | | Total |
|---------|--|---------------------|---|-------------------------------------|---------|
| 7387000 | F | LAND & IMPROVEMENTS | T | 1 FARMLAND | 18,370 |
| | R | | T | 103 RESIDENTIAL LAND & IMPROVEMENTS | 316,830 |
| | Taxable Total: | | | | 335,200 |
| | R | | E | 901 RURAL RESIDENCE EXEMPTION (RAP) | 30,770 |
| | 100% Alberta School Foundation Fund Totals: | | | | 365,970 |
| 7387000 | NW-9-22-25-4 | 155.65 Acres | | | |
| 7388000 | F | LAND | T | 1 FARMLAND | 21,070 |
| | 100% Alberta School Foundation Fund Taxable Total: | | | | |
| | SE-9-22-25-4 | 156.68 Acres | | | |
| 7389000 | F | LAND | T | 1 FARMLAND | 26,250 |
| | 100% Alberta School Foundation Fund Taxable Total: | | | | |
| | SW-9-22-25-4 | 152.00 Acres | | | |
| 7390000 | F | LAND | T | 1 FARMLAND | 25,570 |
| | 100% Alberta School Foundation Fund Taxable Total: | | | | |
| | NE-10-22-25-4 | 160.00 Acres | | | |
| 7391000 | F | LAND | T | 1 FARMLAND | 28,280 |
| | 100% Alberta School Foundation Fund Taxable Total: | | | | |
| | NW-10-22-25-4 | 160.00 Acres | | | |
| 7392000 | | 252065A TWP RD 222 | | | |
| | F | LAND & IMPROVEMENTS | T | 1 FARMLAND | 11,970 |
| | R | | T | 103 RESIDENTIAL LAND & IMPROVEMENTS | 526,620 |
| | Taxable Total: | | | | 538,590 |
| | R | | E | 901 RURAL RESIDENCE EXEMPTION (RAP) | 123,080 |
| 7393000 | R | | E | 903 FARM BUILDING EXEMPT | 16,190 |
| | 100% Alberta School Foundation Fund Exempt Total: | | | | 139,270 |
| | Totals: | | | | 677,860 |
| 7392000 | SE-10-22-25-4 | 160.00 Acres | | | |
| 7393000 | F | LAND | T | 1 FARMLAND | 25,280 |
| | 100% Alberta School Foundation Fund Taxable Total: | | | | |
| 7393000 | SW-10-22-25-4 | 160.00 Acres | | | |



2020 Assessment Roll (Valuation Date 1-July, 2020) 2021 Taxation Year, Wheatland County

Assessment Year: 2020
Tax Year: 2021

| Roll | Legal Address | | | | | Total |
|---------|-------------------|---------------------------|---|-----|-------------------------------------|--------------------------------|
| | F | LAND | T | 1 | FARMLAND | Taxable Total: 26,270 |
| | | | | | 100% Alberta School Foundation Fund | |
| 7394000 | NE-11-22-25-4 | 145.88 Acres | | | | |
| | 221078 RGE RD 251 | | | | | |
| | F | LAND & IMPROVEMENTS | T | 1 | FARMLAND | 13,510 |
| | R | | T | 103 | RESIDENTIAL LAND & IMPROVEMENTS | 1,329,260 |
| | | | | | Taxable Total: | 1,342,770 |
| | R | | E | 901 | RURAL RESIDENCE EXEMPTION (RAP) | 61,540 |
| | | | | | 100% Alberta School Foundation Fund | |
| | | | | | Totals: | 1,404,310 |
| 7395000 | NE-11-22-25-4 | 2.20 Acres | | | | NORTH ABANDONED ROAD DIVERSION |
| | R | LAND | T | 104 | RESIDENTIAL VACANT LAND | Taxable Total: 13,600 |
| | | | | | 100% Alberta School Foundation Fund | |
| 7397000 | SE-11-22-25-4 | 157.00 Acres | | | | |
| | F | LAND | T | 1 | FARMLAND | Taxable Total: 26,020 |
| | | | | | 100% Alberta School Foundation Fund | |
| 7398000 | 1811580 1 1 | W-12-22-25-4 319.75 Acres | | | | WEST HALF OF SEC. 11 |
| | 251049 TWP RD 222 | | | | | |
| | F | LAND & IMPROVEMENTS | T | 1 | FARMLAND | 42,920 |
| | R | | T | 103 | RESIDENTIAL LAND & IMPROVEMENTS | 560,930 |
| | | | | | Taxable Total: | 603,850 |
| | R | | E | 901 | RURAL RESIDENCE EXEMPTION (RAP) | 30,770 |
| | R | | E | 903 | FARM BUILDING EXEMPT | 122,000 |
| | | | | | 100% Alberta School Foundation Fund | |
| | | | | | Exempt Total: | 152,770 |
| | | | | | Totals: | 756,620 |
| 7399000 | NE-12-22-25-4 | 141.00 Acres | | | | |
| | 250041 TWP RD 222 | | | | | |
| | F | LAND & IMPROVEMENTS | T | 1 | FARMLAND | 7,760 |
| | R | | T | 103 | RESIDENTIAL LAND & IMPROVEMENTS | 357,030 |
| | | | | | Taxable Total: | 364,790 |
| | R | | E | 901 | RURAL RESIDENCE EXEMPTION (RAP) | 30,770 |
| | R | | E | 903 | FARM BUILDING EXEMPT | 26,930 |
| | | | | | 100% Alberta School Foundation Fund | |
| | | | | | Exempt Total: | 57,700 |
| | | | | | Totals: | 422,490 |
| 7400000 | NW-12-22-25-4 | 138.00 Acres | | | | |
| | 221057 RGE RD 251 | | | | | |



2020 Assessment Roll (Valuation Date 1-July, 2020) 2021 Taxation Year, Wheatland County

Assessment Year: 2020
Tax Year: 2021

| Roll | Legal Address | | | | | Total |
|---------|---------------|---------------------|---|------|---------------------------------|-----------------------|
| | F | LAND & IMPROVEMENTS | T | 1 | FARMLAND | 11,070 |
| | R | | T | 103 | RESIDENTIAL LAND & IMPROVEMENTS | 522,030 |
| | | | | | Taxable Total: | 533,100 |
| | R | | E | 901 | RURAL RESIDENCE EXEMPTION (RAP) | 11,070 |
| | | | | 100% | Alberta School Foundation Fund | Totals: 544,170 |
| 7401000 | SW-12-22-25-4 | 10.00 Acres | | | North West of River | |
| | F | LAND | T | 1 | FARMLAND | |
| | | | | 100% | Alberta School Foundation Fund | Taxable Total: 360 |
| 7402000 | NE-13-22-25-4 | 160.00 Acres | | | | |
| | F | LAND | T | 1 | FARMLAND | |
| | | | | 100% | Alberta School Foundation Fund | Taxable Total: 17,300 |
| 7403000 | NW-13-22-25-4 | 160.00 Acres | | | | |
| | F | LAND | T | 1 | FARMLAND | |
| | | | | 100% | Alberta School Foundation Fund | Taxable Total: 22,930 |
| 7404000 | SE-13-22-25-4 | 80.00 Acres | | | North Half | |
| | F | LAND | T | 1 | FARMLAND | |
| | | | | 100% | Alberta School Foundation Fund | Taxable Total: 6,850 |
| 7405000 | SE-13-22-25-4 | 80.00 Acres | | | South Half | |
| | F | LAND | T | 1 | FARMLAND | |
| | | | | 100% | The Golden Hills Reg. Div. 15 | Taxable Total: 6,220 |
| 7406000 | SW-13-22-25-4 | 80.00 Acres | | | North Half | |
| | F | LAND | T | 1 | FARMLAND | |
| | | | | 100% | Alberta School Foundation Fund | Taxable Total: 7,870 |
| 7407000 | SW-13-22-25-4 | 80.00 Acres | | | South Half | |
| | F | LAND | T | 1 | FARMLAND | |
| | | | | 100% | The Golden Hills Reg. Div. 15 | Taxable Total: 7,310 |
| 7408000 | NE-14-22-25-4 | 160.00 Acres | | | | |
| | F | LAND | T | 1 | FARMLAND | |
| | | | | | Taxable Total: | 23,410 |



2020 Assessment Roll (Valuation Date 1-July, 2020) 2021 Taxation Year, Wheatland County

Assessment Year: 2020
Tax Year: 2021

| Roll | Legal Address | | | | | | Total |
|---------|---------------------------|--------------|-------------------------------------|---------------------------------|----------------|--|---------|
| | | | 100% The Golden Hills Reg. Div. 15 | | | | |
| 7409000 | NW-14-22-25-4 | 157.25 Acres | | | | | |
| | F LAND | | T 1 | FARMLAND | Taxable Total: | | 35,630 |
| | | | 100% Alberta School Foundation Fund | | | | |
| 7410000 | SE-14-22-25-4 | 160.00 Acres | | | | | |
| | 222006A RGE RD 251 | | | | | | |
| | F LAND & IMPROVEMENTS | | T 1 | FARMLAND | | | 28,720 |
| | R | | T 103 | RESIDENTIAL LAND & IMPROVEMENTS | | | 548,370 |
| | | | Taxable Total: | | | | 577,090 |
| | R | | E 901 | RURAL RESIDENCE EXEMPTION (RAP) | | | 92,310 |
| | R | | E 903 | FARM BUILDING EXEMPT | | | 4,890 |
| | | | 100% Alberta School Foundation Fund | | | | |
| | | | Exempt Total: | | | | 97,200 |
| | | | Totals: | | | | 674,290 |
| 7411000 | SW-14-22-25-4 | 145.59 Acres | | | | | |
| | F LAND | | T 1 | FARMLAND | Taxable Total: | | 19,790 |
| | | | 100% Alberta School Foundation Fund | | | | |
| 7411010 | 9112046 1 SW-14-22-25-4 | 4.99 Acres | Southwest Corner | | | | |
| | 252002A TWP RD 222 | | | | | | |
| | F LAND & IMPROVEMENTS | | T 1 | FARMLAND | | | 180 |
| | R | | T 103 | RESIDENTIAL LAND & IMPROVEMENTS | | | 383,120 |
| | | | Taxable Total: | | | | 383,300 |
| | R | | E 901 | RURAL RESIDENCE EXEMPTION (RAP) | | | 180 |
| | | | 100% Alberta School Foundation Fund | | | | |
| | | | Totals: | | | | 383,480 |
| 7411020 | 1010799 2 1 SW-14-22-25-4 | 5.00 Acres | SW LSD 3 | | | | |
| | F LAND | | T 1 | FARMLAND | Taxable Total: | | 420 |
| | | | 100% Alberta School Foundation Fund | | | | |
| 7412000 | NE-15-22-25-4 | 144.26 Acres | | | | | |
| | F LAND | | T 1 | FARMLAND | Taxable Total: | | 17,390 |
| | | | 100% The Golden Hills Reg. Div. 15 | | | | |
| 7413000 | NW-15-22-25-4 | 133.82 Acres | Easterly Portion | | | | |
| | F LAND | | T 1 | FARMLAND | Taxable Total: | | 29,790 |



2020 Assessment Roll (Valuation Date 1-July, 2020) 2021 Taxation Year, Wheatland County

Assessment Year: 2020
Tax Year: 2021

| Roll | Legal Address | | | | Total |
|-------------------------------------|---|-------------------------------------|---------------------------------|----------------|---------|
| 100% Alberta School Foundation Fund | | | | | |
| 7413010 | 9512130 1 NW-15-22-25-4 5.36 Acres 222081 RGE RD 253 | NORTHWEST CORNER | | | |
| | F LAND & IMPROVEMENTS | T 1 | FARMLAND | | 240 |
| | R | T 103 | RESIDENTIAL LAND & IMPROVEMENTS | | 421,210 |
| | | Taxable Total: | | | 421,450 |
| | R | E 901 | RURAL RESIDENCE EXEMPTION (RAP) | | 240 |
| | R | E 903 | FARM BUILDING EXEMPT | | 12,950 |
| | | 100% The Golden Hills Reg. Div. 15 | Exempt Total: | | 13,190 |
| | | | Totals: | | 434,640 |
| West Portion South of Creek | | | | | |
| 7413020 | 9610103 4 NW-15-22-25-4 18.46 Acres 222057 RGE RD 253 | | | | |
| | F LAND & IMPROVEMENTS | T 1 | FARMLAND | | 1,560 |
| | R | T 103 | RESIDENTIAL LAND & IMPROVEMENTS | | 383,440 |
| | | Taxable Total: | | | 385,000 |
| | R | E 901 | RURAL RESIDENCE EXEMPTION (RAP) | | 1,560 |
| | R | E 903 | FARM BUILDING EXEMPT | | 34,860 |
| | | 100% Alberta School Foundation Fund | Exempt Total: | | 36,420 |
| | | | Totals: | | 421,420 |
| 7414000 | 0312359 2 2 SE-15-22-25-4 149.28 Acres | | | | |
| | F LAND | T 1 | FARMLAND | Taxable Total: | 28,760 |
| | | 100% Alberta School Foundation Fund | | | |
| 7414010 | 0312358 2 1 SE-15-22-25-4 10.00 Acres 252002B TWP RD 222 | Southeast Corner | | | |
| | R LAND & IMPROVEMENTS | T 103 | RESIDENTIAL LAND & IMPROVEMENTS | | 424,500 |
| | R | E 903 | FARM BUILDING EXEMPT | | 2,430 |
| | | 100% Alberta School Foundation Fund | Totals: | | 426,930 |
| 7415000 | 0311960 1 5 SW-15-22-25-4 164.26 Acres | | | | |
| | F LAND | T 1 | FARMLAND | Taxable Total: | 31,820 |
| | | 100% Alberta School Foundation Fund | | | |
| 7415010 | 0311960 1 4 SW-15-22-25-4 3.00 Acres 222041 RGE RD 253 | NW CORNER | | | |
| | R LAND & IMPROVEMENTS | T 103 | RESIDENTIAL LAND & IMPROVEMENTS | Taxable Total: | 623,400 |
| | | 100% Alberta School Foundation Fund | | | |



2020 Assessment Roll (Valuation Date 1-July, 2020) 2021 Taxation Year, Wheatland County

Assessment Year: 2020
Tax Year: 2021

| Roll | Legal Address | | | | Total |
|---------|---------------------------|--------------|---------------------------------------|----------------------|---------|
| 7416000 | NE-16-22-25-4 | 118.17 Acres | | North Half & LSD 10 | |
| | F LAND | | T 1 FARMLAND | Taxable Total: | 22,910 |
| | | | 100% Alberta School Foundation Fund | | |
| 7417000 | NE-16-22-25-4 | 34.47 Acres | | LSD 9 | |
| | 222050 RGE RD 253 | | | | |
| | F LAND & IMPROVEMENTS | | T 1 FARMLAND | | 6,110 |
| | R | | T 103 RESIDENTIAL LAND & IMPROVEMENTS | | 472,390 |
| | | | | Taxable Total: | 478,500 |
| | R | | E 901 RURAL RESIDENCE EXEMPTION (RAP) | | 6,110 |
| | R | | E 903 FARM BUILDING EXEMPT | | 198,970 |
| | | | 100% Alberta School Foundation Fund | Exempt Total: | 205,080 |
| | | | | Totals: | 683,580 |
| 7417010 | 1010262 1 1 NE-16-22-25-4 | 5.53 Acres | | NE CORNER LSD 9 | |
| | F LAND & IMPROVEMENTS | | T 1 FARMLAND | | 250 |
| | R | | T 103 RESIDENTIAL LAND & IMPROVEMENTS | | 145,600 |
| | | | 100% Alberta School Foundation Fund | Taxable Total: | 145,850 |
| 7418000 | 9211859 1 NW-16-22-25-4 | 118.93 Acres | | North Half of LSD 11 | |
| | 222075 HWY 817 | | | | |
| | F LAND & IMPROVEMENTS | | T 1 FARMLAND | | 28,140 |
| | R | | T 103 RESIDENTIAL LAND & IMPROVEMENTS | | 271,860 |
| | | | | Taxable Total: | 300,000 |
| | R | | E 901 RURAL RESIDENCE EXEMPTION (RAP) | | 61,540 |
| | | | 100% Alberta School Foundation Fund | Totals: | 361,540 |
| 7419000 | 9211859 2 NW-16-22-25-4 | 34.03 Acres | | LSD 12 | |
| | 222053 HWY 817 | | | | |
| | F LAND & IMPROVEMENTS | | T 1 FARMLAND | | 4,900 |
| | R | | T 103 RESIDENTIAL LAND & IMPROVEMENTS | | 394,970 |
| | | | | Taxable Total: | 399,870 |
| | R | | E 901 RURAL RESIDENCE EXEMPTION (RAP) | | 4,900 |
| | R | | E 903 FARM BUILDING EXEMPT | | 7,870 |
| | | | 100% Alberta School Foundation Fund | Exempt Total: | 12,770 |
| | | | | Totals: | 412,640 |
| 7420000 | SE-16-22-25-4 | 157.00 Acres | | | |
| | F LAND | | T 1 FARMLAND | Taxable Total: | 30,640 |



2020 Assessment Roll (Valuation Date 1-July, 2020) 2021 Taxation Year, Wheatland County

Assessment Year: 2020
Tax Year: 2021

| Roll | Legal Address | | | | Total |
|---------|---------------|---------------------|--------------|--|---------|
| | | | | 100% Alberta School Foundation Fund | |
| 7421000 | 9710921 1 | SE-16-22-25-4 | 3.00 Acres | Northeast Corner | |
| | 222042 | RGE RD 253 | | | |
| | R | LAND & IMPROVEMENTS | T 103 | RESIDENTIAL LAND & IMPROVEMENTS Taxable Total: | 278,700 |
| | | | | 100% Alberta School Foundation Fund | |
| 7422000 | SW-16-22-25-4 | | 125.15 Acres | | |
| | F | LAND | T 1 | FARMLAND Taxable Total: | 26,000 |
| | | | | 100% Alberta School Foundation Fund | |
| 7422010 | 1313395 1 1 | SW-16-22-25-4 | 30.87 Acres | East of Creek | |
| | 253044 | TWP RD 222 | | | |
| | F | LAND & IMPROVEMENTS | T 1 | FARMLAND | 4,290 |
| | R | | T 103 | RESIDENTIAL LAND & IMPROVEMENTS | 550,760 |
| | | | | Taxable Total: | 555,050 |
| | R | | E 901 | RURAL RESIDENCE EXEMPTION (RAP) | 4,290 |
| | R | | E 903 | FARM BUILDING EXEMPT | 36,850 |
| | | | | 100% Alberta School Foundation Fund | |
| | | | | Exempt Total: | 41,140 |
| | | | | Totals: | 596,190 |
| 7423000 | NE-17-22-25-4 | | 144.32 Acres | Southwest Portion | |
| | F | LAND | T 1 | FARMLAND Taxable Total: | 33,320 |
| | | | | 100% The Golden Hills Reg. Div. 15 | |
| 7423010 | 9012358 1 | NE-17-22-25-4 | 9.63 Acres | Northeast Corner | |
| | 222082 | HWY 817 | | | |
| | R | LAND & IMPROVEMENTS | T 103 | RESIDENTIAL LAND & IMPROVEMENTS Taxable Total: | 445,300 |
| | | | | 100% Alberta School Foundation Fund | |
| 7424000 | NW-17-22-25-4 | | 78.65 Acres | North Half | |
| | F | LAND | T 1 | FARMLAND Taxable Total: | 19,330 |
| | | | | 100% The Golden Hills Reg. Div. 15 | |
| 7425000 | NW-17-22-25-4 | | 56.59 Acres | South Half West of Railway | |
| | 222059A | RGE RD 255 | | | |
| | F | LAND & IMPROVEMENTS | T 1 | FARMLAND | 9,350 |
| | R | | T 103 | RESIDENTIAL LAND & IMPROVEMENTS | 420,350 |
| | | | | Taxable Total: | 429,700 |
| | R | | E 901 | RURAL RESIDENCE EXEMPTION (RAP) | 9,350 |
| | | | | Totals: | 439,050 |



2020 Assessment Roll (Valuation Date 1-July, 2020) 2021 Taxation Year, Wheatland County

Assessment Year: 2020
Tax Year: 2021

| Roll | Legal Address | 100% Alberta School Foundation Fund | | | | Total |
|---------|---|--|--------------------------------------|----------------|--|---------|
| 7425010 | 0814761 1 1 NW-17-22-25-4 3.00 Acres | SW CORNER OF LSD 12 | | | | |
| | F LAND | T 1 | FARMLAND | Taxable Total: | | 590 |
| | | 100% Christ The Redeemer Reg. 3 | | | | |
| 7426000 | NW-17-22-25-4 16.83 Acres | Southeast Corner, SE of Railway | | | | |
| | F LAND | T 1 | FARMLAND | Taxable Total: | | 3,140 |
| | | 100% The Golden Hills Reg. Div. 15 | | | | |
| 7427000 | SE-17-22-25-4 155.99 Acres 254036 TWP RD 222 | | | | | |
| | F LAND & IMPROVEMENTS | T 1 | FARMLAND | | | 26,590 |
| | R | T 103 | RESIDENTIAL LAND & IMPROVEMENTS | | | 683,290 |
| | | Taxable Total: | | | | 709,880 |
| | R | E 901 | RURAL RESIDENCE EXEMPTION (RAP) | | | 92,310 |
| | | 100% The Golden Hills Reg. Div. 15 | | | | |
| | | Totals: | | | | 802,190 |
| 7429000 | SW-17-22-25-4 92.02 Acres | Southeast of Railway | | | | |
| | F LAND | T 1 | FARMLAND | Taxable Total: | | 17,210 |
| | | 100% The Golden Hills Reg. Div. 15 | | | | |
| 7429010 | SW-17-22-25-4 58.55 Acres 222031 RGE RD 255 | Northwest of Railway | | | | |
| | F LAND | T 1 | FARMLAND | Taxable Total: | | 15,180 |
| | | 100% The Golden Hills Reg. Div. 15 | | | | |
| 7430000 | NE-18-22-25-4 140.52 Acres | | | | | |
| | F LAND | T 1 | FARMLAND | Taxable Total: | | 39,500 |
| | | 100% The Golden Hills Reg. Div. 15 | | | | |
| 7431000 | NE-18-22-25-4 19.48 Acres 222070 RGE RD 255 | Northeast Corner Quality Trailer Sales | | | | |
| | F LAND & IMPROVEMENTS | T 1 | FARMLAND | | | 3,740 |
| | R | T 103 | RESIDENTIAL LAND & IMPROVEMENTS | | | 414,300 |
| | NR | T 105 | NON-RESEIDENTIAL LAND & IMPROVEMENTS | | | 40,390 |
| | | Taxable Total: | | | | 458,430 |
| | R | E 901 | RURAL RESIDENCE EXEMPTION (RAP) | | | 3,740 |
| | | 100% Alberta School Foundation Fund | | | | |
| | | Totals: | | | | 462,170 |



2020 Assessment Roll (Valuation Date 1-July, 2020) 2021 Taxation Year, Wheatland County

Assessment Year: 2020
Tax Year: 2021

| Roll | Legal Address | | | | Total |
|---------|-------------------------|--------------|---------------------------------------|----------------|---------|
| 7432000 | NW-18-22-25-4 | 80.00 Acres | LSD 11 & 14 | | |
| | F LAND | | T 1 FARMLAND | Taxable Total: | 21,930 |
| | | | 100% Alberta School Foundation Fund | | |
| 7433000 | NW-18-22-25-4 | 80.00 Acres | LSD 12 & 13 | | |
| | F LAND | | T 1 FARMLAND | Taxable Total: | 21,670 |
| | | | 100% The Golden Hills Reg. Div. 15 | | |
| 7434000 | SE-18-22-25-4 | 159.96 Acres | | | |
| | F LAND | | T 1 FARMLAND | Taxable Total: | 44,820 |
| | | | 100% Alberta School Foundation Fund | | |
| 7435000 | SW-18-22-25-4 | 157.00 Acres | | | |
| | 255042 TWP RD 222 | | | | |
| | F LAND | | T 1 FARMLAND | Taxable Total: | 42,360 |
| | | | 100% Alberta School Foundation Fund | | |
| 7435010 | 9310139 1 SW-18-22-25-4 | 2.00 Acres | NORTHWEST CORNER | | |
| | 222039 RGE RD 260 | | | | |
| | R LAND & IMPROVEMENTS | | T 103 RESIDENTIAL LAND & IMPROVEMENTS | Taxable Total: | 410,900 |
| | | | 100% The Golden Hills Reg. Div. 15 | | |
| 7436000 | NE-19-22-25-4 | 136.15 Acres | West Portion | | |
| | F LAND | | T 1 FARMLAND | Taxable Total: | 37,670 |
| | | | 100% Alberta School Foundation Fund | | |
| 7436010 | 9012221 1 NE-19-22-25-4 | 23.85 Acres | Northeast corner | | |
| | 223072 RGE RD 255 | | | | |
| | F LAND & IMPROVEMENTS | | T 1 FARMLAND | | 2,720 |
| | R | | T 103 RESIDENTIAL LAND & IMPROVEMENTS | | 264,680 |
| | | | Taxable Total: | | 267,400 |
| | R | | E 901 RURAL RESIDENCE EXEMPTION (RAP) | | 2,720 |
| | | | 100% Alberta School Foundation Fund | | |
| | | | Totals: | | 270,120 |
| 7437000 | NW-19-22-25-4 | 160.00 Acres | | | |
| | 223079 RGE RD 260 | | | | |
| | F LAND & IMPROVEMENTS | | T 1 FARMLAND | | 43,440 |
| | R | | T 103 RESIDENTIAL LAND & IMPROVEMENTS | | 269,930 |
| | | | Taxable Total: | | 313,370 |



2020 Assessment Roll (Valuation Date 1-July, 2020) 2021 Taxation Year, Wheatland County

Assessment Year: 2020
Tax Year: 2021

| Roll | Legal Address | | | | | | Total |
|---------|-------------------|---------------------------|---|------|---------------------------------|-----------------|---------|
| | R | | E | 901 | RURAL RESIDENCE EXEMPTION (RAP) | | 30,770 |
| | | | | 100% | Alberta School Foundation Fund | Totals: | 344,140 |
| 7438000 | SE-19-22-25-4 | 160.00 Acres | | | | | |
| | 223018 RGE RD 255 | | | | | | |
| | F | LAND & IMPROVEMENTS | T | 1 | FARMLAND | | 42,590 |
| | R | | T | 103 | RESIDENTIAL LAND & IMPROVEMENTS | | 293,060 |
| | | | | | | Taxable Total: | 335,650 |
| | R | | E | 901 | RURAL RESIDENCE EXEMPTION (RAP) | | 61,540 |
| | | | | 100% | Alberta School Foundation Fund | Totals: | 397,190 |
| 7439000 | SW-19-22-25-4 | 80.00 Acres | | | | LSD 5 & 6 | |
| | F | LAND | T | 1 | FARMLAND | Taxable Total: | 22,260 |
| | | | | 100% | Alberta School Foundation Fund | | |
| 7440000 | SW-19-22-25-4 | 76.09 Acres | | | | LSD 3 & 4 | |
| | F | LAND | T | 1 | FARMLAND | Taxable Total: | 21,180 |
| | | | | 100% | Alberta School Foundation Fund | | |
| 7440010 | 1610630 1 1 | SW-19-22-25-4 3.91 Acres | | | | SW Corner LSD 4 | |
| | 222083 RGE RD 260 | | | | | | |
| | R | LAND & IMPROVEMENTS | T | 103 | RESIDENTIAL LAND & IMPROVEMENTS | Taxable Total: | 310,100 |
| | | | | 100% | Alberta School Foundation Fund | | |
| 7441000 | NE-20-22-25-4 | 147.76 Acres | | | | | |
| | F | LAND | T | 1 | FARMLAND | Taxable Total: | 37,630 |
| | | | | 100% | Alberta School Foundation Fund | | |
| 7441010 | 1510301 1 1 | NE-20-22-25-4 10.87 Acres | | | | NE Corner | |
| | 223072 HWY 817 | | | | | | |
| | F | LAND & IMPROVEMENTS | T | 1 | FARMLAND | | 1,700 |
| | R | | T | 103 | RESIDENTIAL LAND & IMPROVEMENTS | | 396,360 |
| | | | | | | Taxable Total: | 398,060 |
| | R | | E | 901 | RURAL RESIDENCE EXEMPTION (RAP) | | 61,540 |
| | R | | E | 903 | FARM BUILDING EXEMPT | | 29,160 |
| | | | | 100% | Alberta School Foundation Fund | Exempt Total: | 90,700 |
| | | | | | | Totals: | 488,760 |
| 7442000 | 1212861 1 1 | NW-20-22-25-4 39.79 Acres | | | | LSD 13 | |



2020 Assessment Roll (Valuation Date 1-July, 2020) 2021 Taxation Year, Wheatland County

Assessment Year: 2020
Tax Year: 2021

| Roll | Legal Address | | | | | Total |
|---------|---------------|---------------------|-------------|-----|-------------------------------------|-------------------------------|
| | F | LAND | T | 1 | FARMLAND | Taxable Total: 10,130 |
| | | | | | 100% Alberta School Foundation Fund | |
| 7442100 | 1212861 1 2 | NW-20-22-25-4 | 39.85 Acres | | | WEST HALF OF LSD 11 & 14 |
| | F | LAND | T | 1 | FARMLAND | Taxable Total: 4,510 |
| | | | | | 100% Alberta School Foundation Fund | |
| 7442200 | 1212861 1 3 | NW-20-22-25-4 | 39.85 Acres | | | EAST HALF OF LSD 11 & 14 |
| | F | LAND | T | 1 | FARMLAND | Taxable Total: 4,520 |
| | | | | | 100% Alberta School Foundation Fund | |
| 7443000 | NW-20-22-25-4 | 40.00 Acres | | | | LSD 12 |
| | | 223059 RGE RD 255 | | | | |
| | F | LAND & IMPROVEMENTS | T | 1 | FARMLAND | 8,160 |
| | R | | T | 103 | RESIDENTIAL LAND & IMPROVEMENTS | 427,280 |
| | | | | | Taxable Total: | 435,440 |
| | R | | E | 901 | RURAL RESIDENCE EXEMPTION (RAP) | 8,160 |
| | R | | E | 903 | FARM BUILDING EXEMPT | 8,860 |
| | | | | | 100% Alberta School Foundation Fund | Exempt Total: 17,020 |
| | | | | | Totals: | 452,460 |
| 7444000 | SE-20-22-25-4 | 92.68 Acres | | | | North of Railway |
| | F | LAND | T | 1 | FARMLAND | Taxable Total: 17,150 |
| | | | | | 100% Alberta School Foundation Fund | |
| 7445000 | SE-20-22-25-4 | 57.72 Acres | | | | |
| | F | LAND | T | 1 | FARMLAND | Taxable Total: 12,750 |
| | | | | | 100% Alberta School Foundation Fund | |
| 7446000 | SW-20-22-25-4 | 100.00 Acres | | | | LSD 3 & 6 and South 1/2 LSD 4 |
| | | 223003 RGE RD 255 | | | | |
| | F | LAND & IMPROVEMENTS | T | 1 | FARMLAND | 8,800 |
| | R | | T | 103 | RESIDENTIAL LAND & IMPROVEMENTS | 472,150 |
| | | | | | Taxable Total: | 480,950 |
| | R | | E | 901 | RURAL RESIDENCE EXEMPTION (RAP) | 8,800 |
| | R | | E | 903 | FARM BUILDING EXEMPT | 5,320 |
| | | | | | 100% Alberta School Foundation Fund | Exempt Total: 14,120 |
| | | | | | Totals: | 495,070 |



2020 Assessment Roll (Valuation Date 1-July, 2020) 2021 Taxation Year, Wheatland County

Assessment Year: 2020
Tax Year: 2021

| Roll | Legal Address | Total |
|---------|---|---------|
| 7447000 | SW-20-22-25-4 37.01 Acres 223035 RGE RD 255 LSD 5 | |
| | F LAND & IMPROVEMENTS T 1 FARMLAND | 5,040 |
| | R T 103 RESIDENTIAL LAND & IMPROVEMENTS | 442,060 |
| | Taxable Total: | 447,100 |
| | R E 901 RURAL RESIDENCE EXEMPTION (RAP) | 5,040 |
| | R E 903 FARM BUILDING EXEMPT | 28,420 |
| | 100% The Golden Hills Reg. Div. 15 Exempt Total: | 33,460 |
| | Totals: | 480,560 |
| 7447010 | 0914352 1 1 SW-20-22-25-4 2.99 Acres 223023 RGE RD 255 SW CORNER LSD 5 | |
| | R LAND & IMPROVEMENTS T 103 RESIDENTIAL LAND & IMPROVEMENTS | 360,300 |
| | R E 903 FARM BUILDING EXEMPT | 8,570 |
| | 100% Alberta School Foundation Fund Totals: | 368,870 |
| 7448000 | 1411612 1 2 SW-20-22-25-4 13.12 Acres 223015 RGE RD 255 N 131 m of N half LSD 4 | |
| | F LAND & IMPROVEMENTS T 1 FARMLAND | 1,820 |
| | R T 103 RESIDENTIAL LAND & IMPROVEMENTS | 583,780 |
| | Taxable Total: | 585,600 |
| | R E 901 RURAL RESIDENCE EXEMPTION (RAP) | 2,920 |
| | 100% Alberta School Foundation Fund Totals: | 588,520 |
| 7448010 | 1411612 1 3 SW-20-22-25-4 6.81 Acres 223013 RGE RD 255 S 69 m of N half LSD 4 | |
| | F LAND T 1 FARMLAND | 1,100 |
| | 100% Alberta School Foundation Fund Taxable Total: | 1,100 |
| 7449000 | NE-21-22-25-4 130.03 Acres Farmland Lease Agreement 407Y01A | |
| | F LAND X 50 PROV. GIL FARMLAND(MUNI LEVY) | 27,390 |
| | NR E 154 PROVINCIAL EXEMPT | 334,480 |
| | 100% Alberta School Foundation Fund Totals: | 361,870 |
| 7449500 | IRR287 RW 22 NE-21-22-25-4 7.94 Acres Northeast Corner | |
| | NR LAND E 167 WESTERN IRRIGATION DIST EXEMPT | 9,790 |
| | 100% Alberta School Foundation Fund Exempt Total: | 9,790 |
| 7450000 | 1311830 1 1 NW-21-22-25-4 3.57 Acres 223077 HWY 817 NW CORNER LSD 13 | |



2020 Assessment Roll (Valuation Date 1-July, 2020) 2021 Taxation Year, Wheatland County

Assessment Year: 2020
Tax Year: 2021

| Roll | Legal Address | | | | | | Total |
|---------|---------------|--------------------------|---|-----|-------------------------------------|---|---------|
| | R | LAND & IMPROVEMENTS | T | 103 | RESIDENTIAL LAND & IMPROVEMENTS | Taxable Total: | 483,200 |
| | | | | | 100% Alberta School Foundation Fund | | |
| 7450500 | NW-21-22-25-4 | 154.42 Acres | | | | Farmland Lease Agreement 407Y01A | |
| | F | LAND | X | 50 | PROV. GIL FARMLAND(MUNI LEVY) | Mun. Only Total: | 42,940 |
| | | | | | 100% Alberta School Foundation Fund | | |
| 7451000 | SE-21-22-25-4 | 150.63 Acres | | | | | |
| | F | LAND | T | 1 | FARMLAND | Taxable Total: | 36,530 |
| | | | | | 100% Alberta School Foundation Fund | | |
| 7452000 | SW-21-22-25-4 | 150.16 Acres | | | | | |
| | F | LAND | T | 1 | FARMLAND | Taxable Total: | 41,450 |
| | | | | | 100% Alberta School Foundation Fund | | |
| 7453000 | E -22-22-25-4 | 178.01 Acres | | | | NORTH OF RAILWAY | |
| | F | LAND | T | 1 | FARMLAND | Taxable Total: | 40,740 |
| | | | | | 100% Alberta School Foundation Fund | | |
| 7454000 | NW-22-22-25-4 | 148.65 Acres | | | | | |
| | F | LAND | T | 1 | FARMLAND | Taxable Total: | 29,390 |
| | | | | | 100% Alberta School Foundation Fund | | |
| 7455000 | SE-22-22-25-4 | 131.48 Acres | | | | South of Railway | |
| | F | LAND | T | 1 | FARMLAND | Taxable Total: | 28,910 |
| | | | | | 100% The Golden Hills Reg. Div. 15 | | |
| 7458000 | SW-22-22-25-4 | 97.35 Acres | | | | South of Railway Former CreekSide Photography | |
| | | 223019 RGE RD 253 | | | | | |
| | F | LAND & IMPROVEMENTS | T | 1 | FARMLAND | | 14,820 |
| | R | | T | 103 | RESIDENTIAL LAND & IMPROVEMENTS | | 497,380 |
| | | | | | | Taxable Total: | 512,200 |
| | R | | E | 901 | RURAL RESIDENCE EXEMPTION (RAP) | | 14,820 |
| | | | | | 50% The Golden Hills Reg. Div. 15 | | |
| | | | | | 50% Christ The Redeemer Reg. 3 | Totals: | 527,020 |
| 7458010 | 0412192 1 1 | SW-22-22-25-4 3.00 Acres | | | | SOUTHWEST CORNER | |
| | | 223001 RGE RD 253 | | | | | |



2020 Assessment Roll (Valuation Date 1-July, 2020) 2021 Taxation Year, Wheatland County

Assessment Year: 2020
Tax Year: 2021

| Roll | Legal Address | | | | Total |
|---------|---------------|---------------------------|-------|--|---------|
| | R | LAND & IMPROVEMENTS | T 103 | RESIDENTIAL LAND & IMPROVEMENTS Taxable Total: | 416,200 |
| | | | | 100% Alberta School Foundation Fund | |
| 7459000 | SW-22-22-25-4 | 27.00 Acres | | North of Railway | |
| | F | LAND | T 1 | FARMLAND Taxable Total: | 3,910 |
| | | | | 100% Alberta School Foundation Fund | |
| 7460000 | NE-23-22-25-4 | 152.89 Acres | | | |
| | F | LAND | T 1 | FARMLAND Taxable Total: | 26,000 |
| | | | | 100% Alberta School Foundation Fund | |
| 7461000 | NW-23-22-25-4 | 148.40 Acres | | | |
| | F | LAND | T 1 | FARMLAND Taxable Total: | 33,300 |
| | | | | 100% Alberta School Foundation Fund | |
| 7462000 | NW-23-22-25-4 | 9.75 Acres | | Northwest Corner | |
| | | 223079 RGE RD 252 | | | |
| | R | LAND & IMPROVEMENTS | T 103 | RESIDENTIAL LAND & IMPROVEMENTS Taxable Total: | 478,300 |
| | | | | 100% Alberta School Foundation Fund | |
| 7463000 | SE-23-22-25-4 | 152.33 Acres | | South of Railway | |
| | F | LAND | T 1 | FARMLAND Taxable Total: | 20,090 |
| | | | | 100% Alberta School Foundation Fund | |
| 7464000 | SW-23-22-25-4 | 137.68 Acres | | | |
| | | 251041 TWP RD 223A | | | |
| | F | LAND & IMPROVEMENTS | T 1 | FARMLAND | 31,480 |
| | R | | T 103 | RESIDENTIAL LAND & IMPROVEMENTS | 238,830 |
| | | | | Taxable Total: | 270,310 |
| | R | | E 901 | RURAL RESIDENCE EXEMPTION (RAP) | 30,770 |
| | | | | 100% Alberta School Foundation Fund | |
| | | | | Totals: | 301,080 |
| 7465000 | SW-23-22-25-4 | 1.96 Acres | | North 1/2 of LSD 5 & 6 | |
| | R | LAND | T 104 | RESIDENTIAL VACANT LAND Taxable Total: | 13,100 |
| | | | | 100% Alberta School Foundation Fund | |
| 7465010 | 5885AW A | SW-23-22-25-4 12.17 Acres | | STRANGEMUIR STATION GROUNDS STATION GROUNDS- STRANGEMUIR | |
| | NR | LAND | G 174 | FEDERAL GIL NON-RESIDENTIAL Grant-In-Lieu Total: | 172,600 |



2020 Assessment Roll (Valuation Date 1-July, 2020) 2021 Taxation Year, Wheatland County

Assessment Year: 2020
Tax Year: 2021

| Roll | Legal Address | | | | | Total |
|---------|----------------------------|------|--|----------------|--|--------|
| 7466000 | N -24-22-25-4 259.84 Acres | | 100% Alberta School Foundation Fund North of R/R | | | |
| | F | LAND | T 1 FARMLAND | Taxable Total: | | 50,070 |
| 7467000 | NE-24-22-25-4 17.90 Acres | | 100% Alberta School Foundation Fund South of Railway | | | |
| | F | LAND | T 1 FARMLAND | Taxable Total: | | 2,480 |
| 7468000 | NE-24-22-25-4 2.00 Acres | | 100% Alberta School Foundation Fund Southeast Corner | | | |
| | F | LAND | T 1 FARMLAND | Taxable Total: | | 410 |
| 7470000 | NW-24-22-25-4 10.82 Acres | | 100% Alberta School Foundation Fund South of Railway | | | |
| | F | LAND | T 1 FARMLAND | Taxable Total: | | 770 |
| 7471000 | SE-24-22-25-4 160.00 Acres | | 100% Alberta School Foundation Fund | | | |
| | F | LAND | T 1 FARMLAND | Taxable Total: | | 18,990 |
| 7472000 | SW-24-22-25-4 160.00 Acres | | 100% Alberta School Foundation Fund | | | |
| | F | LAND | T 1 FARMLAND | Taxable Total: | | 19,200 |
| 7473000 | NE-25-22-25-4 160.00 Acres | | 100% Alberta School Foundation Fund | | | |
| | F | LAND | T 1 FARMLAND | Taxable Total: | | 16,730 |
| 7474000 | NW-25-22-25-4 160.00 Acres | | 100% Alberta School Foundation Fund | | | |
| | F | LAND | T 1 FARMLAND | Taxable Total: | | 32,220 |
| 7475000 | SE-25-22-25-4 157.03 Acres | | 100% Alberta School Foundation Fund | | | |



2020 Assessment Roll (Valuation Date 1-July, 2020) 2021 Taxation Year, Wheatland County

Assessment Year: 2020
Tax Year: 2021

| Roll | Legal Address | | | | | Total |
|---------|---------------|---------------------------|---|-----|-------------------------------------|------------------------|
| | F | LAND | T | 1 | FARMLAND | Taxable Total: 12,240 |
| | | | | | 100% Alberta School Foundation Fund | |
| 7476000 | SW-25-22-25-4 | 157.02 Acres | | | | |
| | F | LAND | T | 1 | FARMLAND | Taxable Total: 35,420 |
| | | | | | 100% Alberta School Foundation Fund | |
| 7477000 | NE-26-22-25-4 | 157.00 Acres | | | | |
| | F | LAND | T | 1 | FARMLAND | Taxable Total: 33,190 |
| | | | | | 100% Alberta School Foundation Fund | |
| 7477010 | 9812158 1 | NE-26-22-25-4 3.00 Acres | | | | SOUTHEAST CORNER |
| | F | LAND | T | 1 | FARMLAND | Taxable Total: 440 |
| | | | | | 100% Alberta School Foundation Fund | |
| 7478000 | NW-26-22-25-4 | 140.15 Acres | | | | |
| | F | LAND | T | 1 | FARMLAND | Taxable Total: 18,640 |
| | | | | | 100% Alberta School Foundation Fund | |
| 7478010 | 9812157 1 | NW-26-22-25-4 16.58 Acres | | | | SOUTHWEST CORNER |
| | | 224051 RGE RD 252 | | | | |
| | R | LAND & IMPROVEMENTS | T | 103 | RESIDENTIAL LAND & IMPROVEMENTS | Taxable Total: 470,500 |
| | | | | | 100% Alberta School Foundation Fund | |
| 7478020 | 1811049 2 1 | NW-26-22-25-4 3.27 Acres | | | | SW Corner |
| | F | LAND | T | 1 | FARMLAND | Taxable Total: 230 |
| | | | | | 100% Alberta School Foundation Fund | |
| 7479000 | SE-26-22-25-4 | 155.02 Acres | | | | |
| | F | LAND | T | 1 | FARMLAND | Taxable Total: 27,860 |
| | | | | | 100% Alberta School Foundation Fund | |
| 7480000 | SW-26-22-25-4 | 147.70 Acres | | | | |
| | F | LAND | T | 1 | FARMLAND | Taxable Total: 20,300 |
| | | | | | 100% Alberta School Foundation Fund | |



2020 Assessment Roll (Valuation Date 1-July, 2020) 2021 Taxation Year, Wheatland County

Assessment Year: 2020
Tax Year: 2021

| Roll | Legal Address | Total |
|---------|---|---------------------------------|
| 7480010 | 0011004 3 SW-26-22-25-4 3.00 Acres 224039 RGE RD 252 | NORTHWEST CORNER |
| | R LAND & IMPROVEMENTS T 103 RESIDENTIAL LAND & IMPROVEMENTS Taxable Total: 100% Alberta School Foundation Fund | 584,100 |
| 7481000 | NE-27-22-25-4 160.00 Acres | |
| | F LAND T 1 FARMLAND Taxable Total: 100% Alberta School Foundation Fund | 31,210 |
| 7482000 | NW-27-22-25-4 158.23 Acres | |
| | F LAND T 1 FARMLAND Taxable Total: 100% Alberta School Foundation Fund | 30,090 |
| 7483000 | SE-27-22-25-4 148.60 Acres | |
| | F LAND T 1 FARMLAND Taxable Total: 100% Alberta School Foundation Fund | 30,520 |
| 7484000 | SW-27-22-25-4 141.44 Acres | |
| | F LAND T 1 FARMLAND Taxable Total: 100% Alberta School Foundation Fund | 27,300 |
| 7485000 | 0513613 2 1 E -28-22-25-4 140.89 Acres | SE 5.23 ac |
| | F LAND T 1 FARMLAND Taxable Total: 100% The Golden Hills Reg. Div. 15 | 22,300 |
| 7485010 | 9812433 1 NE-28-22-25-4 3.00 Acres 253042 HWY 901 | SOUTHWEST CORNER |
| | R LAND & IMPROVEMENTS T 103 RESIDENTIAL LAND & IMPROVEMENTS Taxable Total: 100% Alberta School Foundation Fund | 505,300 |
| 7485020 | IRR305 RW 22 E -28-22-25-4 29.22 Acres | Canal ROW; SE 13.3ac; NE 17.5ac |
| | NR LAND E 167 WESTERN IRRIGATION DIST EXEMPT Exempt Total: 100% Alberta School Foundation Fund | 36,040 |
| 7486000 | NW-28-22-25-4 130.01 Acres 224077B RGE RD 254 | |
| | F LAND & IMPROVEMENTS T 1 FARMLAND | 26,230 |



2020 Assessment Roll (Valuation Date 1-July, 2020) 2021 Taxation Year, Wheatland County

Assessment Year: 2020
Tax Year: 2021

| Roll | Legal Address | | | | Total |
|---------|--|---|-----|--|---------|
| 7486010 | R | T | 101 | RESIDENTIAL IMPROVEMENT NIL RAP ALLOW | 107,400 |
| | R | T | 103 | RESIDENTIAL LAND & IMPROVEMENTS | 215,000 |
| | 100% Christ The Redeemer Reg. 3 Taxable Total: | | | | 348,630 |
| | 1113355 1 1 NW-28-22-25-4 3.26 Acres NW CORNER 224077A RGE RD 254 | | | | |
| 7486201 | R | T | 101 | RESIDENTIAL IMPROVEMENT NIL RAP ALLOW | 46,100 |
| | R | T | 103 | RESIDENTIAL LAND & IMPROVEMENTS | 217,900 |
| | 100% Christ The Redeemer Reg. 3 Taxable Total: | | | | 264,000 |
| | 1313031 2 1 NW-28-22-25-4 5.41 Acres 110m East of S.W. Corner | | | | |
| 7486202 | F | T | 1 | FARMLAND | 1,530 |
| | 100% Christ The Redeemer Reg. 3 Taxable Total: | | | | |
| | 1313031 2 2 NW-28-22-25-4 5.16 Acres S.W. Corner | | | | |
| | | | | | |
| 7486203 | F | T | 1 | FARMLAND | 1,310 |
| | 100% Christ The Redeemer Reg. 3 Taxable Total: | | | | |
| | 1313031 2 3 NW-28-22-25-4 2.99 Acres 185m N. of Hwy in S.W. Corner | | | | |
| | | | | | |
| 7486204 | F | T | 1 | FARMLAND | 850 |
| | 100% Christ The Redeemer Reg. 3 Taxable Total: | | | | |
| | 1313031 2 4 NW-28-22-25-4 2.99 Acres Within N.E. part LSD 12 | | | | |
| | | | | | |
| 7487000 | F | T | 1 | FARMLAND | 850 |
| | 100% Christ The Redeemer Reg. 3 Taxable Total: | | | | |
| | SE-28-22-25-4 124.19 Acres Farmland Lease Agreement 407Y01A | | | | |
| | | | | | |
| 7488000 | F | X | 50 | PROV. GIL FARMLAND(MUNI LEVY) Mun. Only Total: | 23,890 |
| | 100% Alberta School Foundation Fund | | | | |
| | SW-28-22-25-4 157.57 Acres | | | | |
| | | | | | |
| 7489000 | F | T | 1 | FARMLAND | 44,010 |
| | 100% Alberta School Foundation Fund Taxable Total: | | | | |
| | NE-29-22-25-4 126.93 Acres NORTH OF HIGHWAY | | | | |
| | | | | | |
| | F | T | 1 | FARMLAND | 33,170 |
| | Taxable Total: | | | | |
| | | | | | |
| | | | | | |



2020 Assessment Roll (Valuation Date 1-July, 2020) 2021 Taxation Year, Wheatland County

Assessment Year: 2020
Tax Year: 2021

| Roll | Legal Address | | | | Total | |
|---------|-------------------------------------|---------------------------------------|------------------------------------|--|---------|--|
| 7489010 | 100% The Golden Hills Reg. Div. 15 | | | | | |
| | 9911251 1 NE-29-22-25-4 14.46 Acres | | SOUTH OF HIGHWAY | | | |
| | 254039 HWY 901 | | | | | |
| | F LAND & IMPROVEMENTS | T 1 FARMLAND | | | 2,330 | |
| | R | T 103 RESIDENTIAL LAND & IMPROVEMENTS | | | 357,100 | |
| | | 100% Christ The Redeemer Reg. 3 | Taxable Total: | | 359,430 | |
| 7490000 | NE-29-22-25-4 7.72 Acres | | Northeast Corner | | | |
| | 224072 RGE RD 254 | | | | | |
| | R LAND & IMPROVEMENTS | T 103 RESIDENTIAL LAND & IMPROVEMENTS | Taxable Total: | | 491,800 | |
| | | 100% Alberta School Foundation Fund | | | | |
| 7491000 | NW-29-22-25-4 62.43 Acres | | East Half | | | |
| | | | | | | |
| | F LAND | T 1 FARMLAND | Taxable Total: | | 16,380 | |
| | | 100% Alberta School Foundation Fund | | | | |
| 7491010 | 9911249 1 NW-29-22-25-4 12.58 Acres | | SOUTHEAST CORNER | | | |
| | 254041 HWY 901 | | | | | |
| | F LAND & IMPROVEMENTS | T 1 FARMLAND | | | 2,020 | |
| | R | T 103 RESIDENTIAL LAND & IMPROVEMENTS | | | 358,680 | |
| | | | Taxable Total: | | 360,700 | |
| | R | E 901 RURAL RESIDENCE EXEMPTION (RAP) | | | 2,020 | |
| | | 100% Alberta School Foundation Fund | Totals: | | 362,720 | |
| 7492000 | NW-29-22-25-4 58.45 Acres | | LSD 12 & 13 NORTH OF HIGHWAY | | | |
| | | | | | | |
| | F LAND | T 1 FARMLAND | Taxable Total: | | 15,390 | |
| | | 100% The Golden Hills Reg. Div. 15 | | | | |
| 7492010 | 9911252 1 NW-29-22-25-4 16.53 Acres | | LSD 12 & 13 SOUTH OF HIGHWAY | | | |
| | | | | | | |
| | F LAND | T 1 FARMLAND | Taxable Total: | | 3,690 | |
| | | 100% The Golden Hills Reg. Div. 15 | | | | |
| 7493000 | SE-29-22-25-4 153.73 Acres | | | | | |
| | | | | | | |
| | F LAND | T 1 FARMLAND | Taxable Total: | | 36,960 | |
| | | 100% Alberta School Foundation Fund | | | | |
| 7494000 | SE-29-22-25-4 4.29 Acres | | Northeast Corner Wood Working Shop | | | |
| | 224036 RGE RD 254 | | | | | |
| | F LAND & IMPROVEMENTS | T 1 FARMLAND | | | 240 | |
| | | | | | | |



2020 Assessment Roll (Valuation Date 1-July, 2020) 2021 Taxation Year, Wheatland County

Assessment Year: 2020
Tax Year: 2021

| Roll | Legal Address | | | | | | Total |
|---------|-------------------------------------|------------------------------|----------------------------|-----|--------------------------------------|----------------|----------------------|
| 7495000 | R | | T | 103 | RESIDENTIAL LAND & IMPROVEMENTS | | 606,900 |
| | NR | | T | 105 | NON-RESEIDENTIAL LAND & IMPROVEMENTS | | 17,060 |
| | Taxable Total: | | | | | | 624,200 |
| | R | | E | 901 | RURAL RESIDENCE EXEMPTION (RAP) | | 240 |
| | 100% Alberta School Foundation Fund | | | | | | Totals: 624,440 |
| 7495000 | SW-29-22-25-4 | 160.00 Acres | | | | | |
| 7496000 | F | LAND | T | 1 | FARMLAND | Taxable Total: | 34,510 |
| | 100% Alberta School Foundation Fund | | | | | | |
| | NE-30-22-25-4 | 79.13 Acres | North Of Road Plan 9811466 | | | | |
| 7496005 | F | LAND | T | 1 | FARMLAND | Taxable Total: | 21,790 |
| | 100% Alberta School Foundation Fund | | | | | | |
| | 9911250 1 NE-30-22-25-4 38.60 Acres | SOUTH OF HIGHWAY, N OF CANAL | | | | | |
| 7496010 | 255043A HWY 901 | | | | | | |
| | F | LAND & IMPROVEMENTS | T | 1 | FARMLAND | | 8,660 |
| | R | | T | 103 | RESIDENTIAL LAND & IMPROVEMENTS | | 592,570 |
| | Taxable Total: | | | | | | 601,230 |
| | R | | E | 901 | RURAL RESIDENCE EXEMPTION (RAP) | | 8,660 |
| | R | | E | 903 | FARM BUILDING EXEMPT | | 59,900 |
| | 100% Alberta School Foundation Fund | | | | | | Exempt Total: 68,560 |
| | Totals: | | | | | | 669,790 |
| 7496010 | 9112367 1 NE-30-22-25-4 6.30 Acres | North east corner | | | | | |
| 7496010 | 224078 RGE RD 255 | | | | | | |
| | F | LAND & IMPROVEMENTS | T | 1 | FARMLAND | | 690 |
| | R | | T | 103 | RESIDENTIAL LAND & IMPROVEMENTS | | 422,810 |
| 7496020 | Taxable Total: | | | | | | 423,500 |
| | R | | E | 901 | RURAL RESIDENCE EXEMPTION (RAP) | | 690 |
| | R | | E | 903 | FARM BUILDING EXEMPT | | 6,590 |
| 7496020 | 100% Alberta School Foundation Fund | | | | | | Exempt Total: 7,280 |
| | Totals: | | | | | | 430,780 |
| | IRR643 NE-30-22-25-4 2.70 Acres | CANAL RIGHT OF WAY | | | | | |
| 7497000 | NR | LAND | E | 167 | WESTERN IRRIGATION DIST EXEMPT | Exempt Total: | 148,030 |
| | 100% Alberta School Foundation Fund | | | | | | |
| | NE-30-22-25-4 | 22.80 Acres | South of Canal | | | | |



2020 Assessment Roll (Valuation Date 1-July, 2020) 2021 Taxation Year, Wheatland County

Assessment Year: 2020
Tax Year: 2021

| Roll | Legal Address | | | | | Total |
|---------|---------------|--------------------------|---|-----|-------------------------------------|--------------------------|
| | F | LAND | T | 1 | FARMLAND | Taxable Total: 5,170 |
| 7498000 | NW-30-22-25-4 | 140.69 Acres | | | 100% Alberta School Foundation Fund | |
| | F | LAND | T | 1 | FARMLAND | Taxable Total: 35,840 |
| 7498010 | 8811700 | NW-30-22-25-4 3.98 Acres | | | 100% Alberta School Foundation Fund | |
| | NR | LAND | E | 167 | WESTERN IRRIGATION DIST EXEMPT | Exempt Total: 4,910 |
| 7498020 | 9812819 1 | NW-30-22-25-4 4.05 Acres | | | 100% Alberta School Foundation Fund | |
| | | 255043B HWY 901 | | | | S OF HIGHWAY N. OF CANAL |
| | R | LAND & IMPROVEMENTS | T | 103 | RESIDENTIAL LAND & IMPROVEMENTS | Taxable Total: 620,400 |
| 7499000 | SE-30-22-25-4 | 77.21 Acres | | | 100% Alberta School Foundation Fund | |
| | F | LAND | T | 1 | FARMLAND | Taxable Total: 7,990 |
| 7499010 | 0813545 1 1 | SE-30-22-25-4 4.79 Acres | | | 100% Alberta School Foundation Fund | |
| | | 224008 RGE RD 255 | | | | SE CORNER |
| | F | LAND & IMPROVEMENTS | T | 1 | FARMLAND | 110 |
| | R | | T | 103 | RESIDENTIAL LAND & IMPROVEMENTS | 338,700 |
| | | | | | | Taxable Total: 338,810 |
| | R | | E | 901 | RURAL RESIDENCE EXEMPTION (RAP) | 8,100 |
| | | | | | 100% Alberta School Foundation Fund | Totals: 346,910 |
| 7500000 | SE-30-22-25-4 | 68.20 Acres | | | | West of Canal |
| | | 255030 TWP RD 224 | | | | |
| | F | LAND & IMPROVEMENTS | T | 1 | FARMLAND | 16,930 |
| | R | | T | 103 | RESIDENTIAL LAND & IMPROVEMENTS | 514,670 |
| | | | | | | Taxable Total: 531,600 |
| | R | | E | 901 | RURAL RESIDENCE EXEMPTION (RAP) | 16,930 |
| | | | | | 100% Alberta School Foundation Fund | Totals: 548,530 |
| 7500010 | SE-30-22-25-4 | 3.10 Acres | | | | Canal |
| | NR | LAND | E | 167 | WESTERN IRRIGATION DIST EXEMPT | Exempt Total: 156,110 |
| | | | | | 100% Alberta School Foundation Fund | |



2020 Assessment Roll (Valuation Date 1-July, 2020) 2021 Taxation Year, Wheatland County

Assessment Year: 2020
Tax Year: 2021

| Roll | Legal Address | Total |
|---------|--|-------|
| 7500020 | 8510574 RW 22 SE-30-22-25-4 4.31 Acres ALONG LSD 7 & 2 | |
| | NR LAND E 167 WESTERN IRRIGATION DIST EXEMPT Exempt Total: 47,720 100% Alberta School Foundation Fund | |
| 7500030 | IRR643 RW 22 SE-30-22-25-4 1.17 Acres S.E. CORNER LSD 2 | |
| | NR LAND E 167 WESTERN IRRIGATION DIST EXEMPT Exempt Total: 27,200 100% Alberta School Foundation Fund | |
| 7501000 | SW-30-22-25-4 159.00 Acres | |
| | F LAND T 1 FARMLAND Taxable Total: 44,770 100% Alberta School Foundation Fund | |
| 7502000 | NE-31-22-25-4 150.84 Acres | |
| | F LAND T 1 FARMLAND Taxable Total: 37,580 100% Alberta School Foundation Fund | |
| 7503000 | NW-31-22-25-4 146.39 Acres 255041 TWP RD 230 | |
| | F LAND & IMPROVEMENTS T 1 FARMLAND 34,150 R T 103 RESIDENTIAL LAND & IMPROVEMENTS 576,410 Taxable Total: 610,560 | |
| | R E 901 RURAL RESIDENCE EXEMPTION (RAP) 61,540 R E 903 FARM BUILDING EXEMPT 21,150 100% Alberta School Foundation Fund Exempt Total: 82,690 Totals: 693,250 | |
| 7504000 | SE-31-22-25-4 157.60 Acres | |
| | F LAND T 1 FARMLAND Taxable Total: 40,750 100% Alberta School Foundation Fund | |
| 7505000 | SW-31-22-25-4 159.60 Acres | |
| | F LAND T 1 FARMLAND Taxable Total: 38,630 100% Alberta School Foundation Fund | |
| 7505010 | 8811700 SW-31-22-25-4 0.40 Acres CANAL RIGHT OF WAY | |
| | NR LAND E 167 WESTERN IRRIGATION DIST EXEMPT Exempt Total: 57,350 | |



2020 Assessment Roll (Valuation Date 1-July, 2020) 2021 Taxation Year, Wheatland County

Assessment Year: 2020
Tax Year: 2021

| Roll | Legal Address | | | | | | | | | | Total |
|-------------------------------------|-------------------------------------|---------------------|--------------|--|-------------------------------------|-----|---------------------------------|--|---------|----------------|---------|
| 7506000 | NE-32-22-25-4 | | 157.76 Acres | | 100% Alberta School Foundation Fund | | | | | | |
| | 254029 TWP RD 230 | | | | | | | | | | |
| | F | LAND & IMPROVEMENTS | | | T | 1 | FARMLAND | | | 39,800 | |
| | R | | | | T | 103 | RESIDENTIAL LAND & IMPROVEMENTS | | | 357,030 | |
| | | | | | | | Taxable Total: | | 396,830 | | |
| | R | | | | E | 901 | RURAL RESIDENCE EXEMPTION (RAP) | | | 30,770 | |
| | R | | | | E | 903 | FARM BUILDING EXEMPT | | | 4,850 | |
| | 100% Alberta School Foundation Fund | | | | | | Exempt Total: | | 35,620 | | |
| Totals: | | | | | | | | | | | 432,450 |
| 7507000 | NW-32-22-25-4 | | 158.04 Acres | | | | | | | | |
| | F | LAND | | | T | 1 | FARMLAND | | | Taxable Total: | 44,460 |
| 100% Alberta School Foundation Fund | | | | | | | | | | | |
| 7508000 | SE-32-22-25-4 | | 136.65 Acres | | | | | | | | |
| | F | LAND | | | T | 1 | FARMLAND | | | Taxable Total: | 32,040 |
| 100% Alberta School Foundation Fund | | | | | | | | | | | |
| 7508010 | 9711085 1 SE-32-22-25-4 | | 3.00 Acres | | Northeast Corner | | | | | | |
| | 225040 RGE RD 254 | | | | | | | | | | |
| | R | LAND & IMPROVEMENTS | | | T | 103 | RESIDENTIAL LAND & IMPROVEMENTS | | | Taxable Total: | 330,400 |
| 100% Alberta School Foundation Fund | | | | | | | | | | | |
| 7509000 | SW-32-22-25-4 | | 138.00 Acres | | | | | | | | |
| | F | LAND | | | T | 1 | FARMLAND | | | Taxable Total: | 30,540 |
| 100% Alberta School Foundation Fund | | | | | | | | | | | |
| 7510000 | NE-33-22-25-4 | | 150.51 Acres | | | | | | | | |
| | 225062A HWY 817 | | | | | | | | | | |
| | F | LAND & IMPROVEMENTS | | | T | 1 | FARMLAND | | | 33,480 | |
| | R | | | | T | 103 | RESIDENTIAL LAND & IMPROVEMENTS | | | 661,640 | |
| | | | | | | | Taxable Total: | | 695,120 | | |
| | R | | | | E | 901 | RURAL RESIDENCE EXEMPTION (RAP) | | | 92,310 | |
| | R | | | | E | 903 | FARM BUILDING EXEMPT | | | 5,820 | |
| | 100% Alberta School Foundation Fund | | | | | | Exempt Total: | | 98,130 | | |
| Totals: | | | | | | | | | | | 793,250 |
| 7511000 | 7611296 B | NW-33-22-25-4 | 78.69 Acres | | Southwest of Canal | | | | | | |



2020 Assessment Roll (Valuation Date 1-July, 2020) 2021 Taxation Year, Wheatland County

Assessment Year: 2020
Tax Year: 2021

| Roll | Legal Address | | | | | Total |
|---------|---|-------|--------------------------------------|---|--|-----------|
| | F LAND | T 1 | FARMLAND | Taxable Total: | | 13,700 |
| | | | 100% Alberta School Foundation Fund | | | |
| 7511010 | 0814847 1 1 NW-33-22-25-4 7.54 Acres 253079 TWP RD 230 | | | NW CORNER | | |
| | F LAND & IMPROVEMENTS | T 1 | FARMLAND | | | 690 |
| | R | T 103 | RESIDENTIAL LAND & IMPROVEMENTS | | | 549,510 |
| | | | | Taxable Total: | | 550,200 |
| | R | E 901 | RURAL RESIDENCE EXEMPTION (RAP) | | | 690 |
| | | | 100% Alberta School Foundation Fund | Totals: | | 550,890 |
| 7511020 | 1213694 2 1 NW-33-22-25-4 4.51 Acres | | | SW corner LSD 13 | | |
| | F LAND | T 1 | FARMLAND | Taxable Total: | | 650 |
| | | | 100% Alberta School Foundation Fund | | | |
| 7512000 | 7611296 A NW-33-22-25-4 66.49 Acres 253067A TWP RD 230 | | | Northeast of Canal | | |
| | F LAND & IMPROVEMENTS | T 1 | FARMLAND | | | 10,580 |
| | R | T 103 | RESIDENTIAL LAND & IMPROVEMENTS | | | 465,920 |
| | | | | Taxable Total: | | 476,500 |
| | R | E 901 | RURAL RESIDENCE EXEMPTION (RAP) | | | 10,580 |
| | | | 100% Christ The Redeemer Reg. 3 | Totals: | | 487,080 |
| 7513000 | SE-33-22-25-4 135.50 Acres 225022 HWY 817 | | | | | |
| | F LAND & IMPROVEMENTS | T 1 | FARMLAND | | | 25,310 |
| | R | T 103 | RESIDENTIAL LAND & IMPROVEMENTS | | | 412,360 |
| | | | | Taxable Total: | | 437,670 |
| | R | E 901 | RURAL RESIDENCE EXEMPTION (RAP) | | | 61,540 |
| | R | E 903 | FARM BUILDING EXEMPT | | | 19,640 |
| | | | 100% Alberta School Foundation Fund | Exempt Total: | | 81,180 |
| | | | | Totals: | | 518,850 |
| 7513010 | 1111399 1 2 SE-33-22-25-4 9.00 Acres 225028 HWY 817 | | | SE Corner LSD 8 Lausen Horse Riding Arena | | |
| | R LAND & IMPROVEMENTS | T 103 | RESIDENTIAL LAND & IMPROVEMENTS | | | 322,770 |
| | NR | T 105 | NON-RESEIDENTIAL LAND & IMPROVEMENTS | | | 592,400 |
| | | | | Taxable Total: | | 915,170 |
| | R | E 901 | RURAL RESIDENCE EXEMPTION (RAP) | | | 61,540 |
| | R | E 903 | FARM BUILDING EXEMPT | | | 213,460 |
| | | | | Exempt Total: | | 275,000 |
| | | | | Totals: | | 1,190,170 |



2020 Assessment Roll (Valuation Date 1-July, 2020) 2021 Taxation Year, Wheatland County

Assessment Year: 2020
Tax Year: 2021

| Roll | Legal Address | 100% Alberta School Foundation Fund | | | | Total |
|---------|--|--|-----|--------------------------------------|----------------|-----------|
| 7514000 | SW-33-22-25-4 77.39 Acres 225021 RGE RD 254 | NORTH HALF Oasis Grove RV Campground & Golf Course | | | | |
| | NR LAND & IMPROVEMENTS | T | 105 | NON-RESEIDENTIAL LAND & IMPROVEMENTS | Taxable Total: | 2,089,690 |
| | | | | 100% Alberta School Foundation Fund | | |
| 7516000 | SW-33-22-25-4 55.67 Acres | Most Southerly Portion | | | | |
| | F LAND | T | 1 | FARMLAND | Taxable Total: | 10,070 |
| | | | | 100% The Golden Hills Reg. Div. 15 | | |
| 7516010 | SW-33-22-25-4 5.33 Acres 225019 RGE RD 254 | West Central Portion, N of Cnl | | | | |
| | F LAND & IMPROVEMENTS | T | 1 | FARMLAND | | 250 |
| | R | T | 103 | RESIDENTIAL LAND & IMPROVEMENTS | | 462,150 |
| | | | | | Taxable Total: | 462,400 |
| | R | E | 901 | RURAL RESIDENCE EXEMPTION (RAP) | | 250 |
| | R | E | 903 | FARM BUILDING EXEMPT | | 2,790 |
| | | | | 100% Alberta School Foundation Fund | Exempt Total: | 3,040 |
| | | | | | Totals: | 465,440 |
| 7516500 | IRR331 RW 22 S -33-22-25-4 36.11 Acres | 14.5 Ac in SE 21.61 Ac in SW | | | | |
| | NR LAND | E | 167 | WESTERN IRRIGATION DIST EXEMPT | Exempt Total: | 120,340 |
| | | | | 100% Alberta School Foundation Fund | | |
| 7517000 | NE-34-22-25-4 137.93 Acres | | | | | |
| | F LAND | T | 1 | FARMLAND | Taxable Total: | 24,210 |
| | | | | 100% Alberta School Foundation Fund | | |
| 7517010 | 9010648 A NE-34-22-25-4 2.20 Acres 252041 TWP RD 230 | Northwest CORNER | | | | |
| | R LAND & IMPROVEMENTS | T | 103 | RESIDENTIAL LAND & IMPROVEMENTS | Taxable Total: | 320,100 |
| | | | | 100% Alberta School Foundation Fund | | |
| 7517020 | 1912360 1 1 NE-34-22-25-4 10.45 Acres 225056 RGE RD 252 | N 1/4 of LSD 9 & SW cor of LDS 16 | | | | |
| | F LAND & IMPROVEMENTS | T | 1 | FARMLAND | | 800 |
| | R | T | 103 | RESIDENTIAL LAND & IMPROVEMENTS | | 556,130 |
| | | | | | Taxable Total: | 556,930 |
| | R | E | 901 | RURAL RESIDENCE EXEMPTION (RAP) | | 24,770 |
| | | | | | Totals: | 581,700 |



2020 Assessment Roll (Valuation Date 1-July, 2020) 2021 Taxation Year, Wheatland County

Assessment Year: 2020
Tax Year: 2021

| Roll | Legal Address | 100% Alberta School Foundation Fund | | | | Total |
|---------|---|-------------------------------------|-------------------------------------|----------------|--|---------|
| 7519000 | NE-34-22-25-4 4.52 Acres 252007 TWP RD 230 | Northeast Corner | | | | |
| | F LAND & IMPROVEMENTS | T 1 | FARMLAND | | | 140 |
| | R | T 103 | RESIDENTIAL LAND & IMPROVEMENTS | | | 377,760 |
| | | | | Taxable Total: | | 377,900 |
| | R | E 901 | RURAL RESIDENCE EXEMPTION (RAP) | | | 140 |
| | R | E 903 | FARM BUILDING EXEMPT | | | 59,970 |
| | | | 100% Alberta School Foundation Fund | Exempt Total: | | 60,110 |
| | | | | Totals: | | 438,010 |
| 7520000 | NW-34-22-25-4 153.23 Acres | | | | | |
| | F LAND | T 1 | FARMLAND | Taxable Total: | | 28,640 |
| | | | 100% Alberta School Foundation Fund | | | |
| 7520010 | 1312059 1 1 NW-34-22-25-4 4.00 Acres 225047 HWY 817 | Southwest Corner | | | | |
| | R LAND & IMPROVEMENTS | T 103 | RESIDENTIAL LAND & IMPROVEMENTS | Taxable Total: | | 484,800 |
| | | | 100% Alberta School Foundation Fund | | | |
| 7521000 | SE-34-22-25-4 157.00 Acres 225018 RGE RD 252 | | | | | |
| | F LAND & IMPROVEMENTS | T 1 | FARMLAND | | | 30,000 |
| | R | T 103 | RESIDENTIAL LAND & IMPROVEMENTS | | | 333,060 |
| | | | | Taxable Total: | | 363,060 |
| | R | E 901 | RURAL RESIDENCE EXEMPTION (RAP) | | | 60,460 |
| | R | E 903 | FARM BUILDING EXEMPT | | | 59,580 |
| | | | 100% The Golden Hills Reg. Div. 15 | Exempt Total: | | 120,040 |
| | | | | Totals: | | 483,100 |
| 7521010 | 9711956 1 SE-34-22-25-4 3.00 Acres 225038 RGE RD 252 | | | | | |
| | R LAND & IMPROVEMENTS | T 103 | RESIDENTIAL LAND & IMPROVEMENTS | Taxable Total: | | 625,200 |
| | | | 100% Alberta School Foundation Fund | | | |
| 7522000 | SW-34-22-25-4 159.00 Acres | | | | | |
| | F LAND | T 1 | FARMLAND | Taxable Total: | | 31,370 |
| | | | 100% Alberta School Foundation Fund | | | |
| 7523000 | NE-35-22-25-4 157.72 Acres | | | | | |



2020 Assessment Roll (Valuation Date 1-July, 2020) 2021 Taxation Year, Wheatland County

Assessment Year: 2020
Tax Year: 2021

| Roll | Legal Address | | | | | Total |
|---------|-------------------------|---------------------|---|-----|-------------------------------------|-----------------------|
| | F | LAND | T | 1 | FARMLAND | Taxable Total: 12,700 |
| | | | | | 100% Alberta School Foundation Fund | |
| 7524000 | NW-35-22-25-4 | 158.04 Acres | | | | |
| | 225047 RGE RD 252 | | | | | |
| | F | LAND & IMPROVEMENTS | T | 1 | FARMLAND | 33,310 |
| | R | | T | 103 | RESIDENTIAL LAND & IMPROVEMENTS | 661,190 |
| | | | | | Taxable Total: | 694,500 |
| | R | | E | 901 | RURAL RESIDENCE EXEMPTION (RAP) | 33,310 |
| | R | | E | 903 | FARM BUILDING EXEMPT | 35,440 |
| | | | | | 100% The Golden Hills Reg. Div. 15 | Exempt Total: 68,750 |
| | | | | | | Totals: 763,250 |
| 7525000 | SE-35-22-25-4 | 80.00 Acres | | | | |
| | 225010A RGE RD 251 | | | | | SOUTH HALF |
| | F | LAND & IMPROVEMENTS | T | 1 | FARMLAND | 16,670 |
| | R | | T | 103 | RESIDENTIAL LAND & IMPROVEMENTS | 607,020 |
| | | | | | Taxable Total: | 623,690 |
| | R | | E | 901 | RURAL RESIDENCE EXEMPTION (RAP) | 35,880 |
| | | | | | 100% Alberta School Foundation Fund | Totals: 659,570 |
| 7526000 | SE-35-22-25-4 | 75.80 Acres | | | | North Half |
| | F | LAND | T | 1 | FARMLAND | Taxable Total: 6,510 |
| | | | | | 100% Alberta School Foundation Fund | |
| 7527000 | SW-35-22-25-4 | 120.00 Acres | | | | LSD 3, 5 & 6 |
| | F | LAND | T | 1 | FARMLAND | Taxable Total: 26,590 |
| | | | | | 100% The Golden Hills Reg. Div. 15 | |
| 7528000 | SW-35-22-25-4 | 40.00 Acres | | | | LSD 4 |
| | F | LAND | T | 1 | FARMLAND | Taxable Total: 8,430 |
| | | | | | 100% The Golden Hills Reg. Div. 15 | |
| 7529000 | NE-36-22-25-4 | 125.58 Acres | | | | |
| | F | LAND | T | 1 | FARMLAND | Taxable Total: 8,130 |
| | | | | | 100% Alberta School Foundation Fund | |
| 7529010 | 9811628 1 NE-36-22-25-4 | 20.06 Acres | | | | Northeast Corner |
| | 250011A TWP RD 230 | | | | | |



2020 Assessment Roll (Valuation Date 1-July, 2020) 2021 Taxation Year, Wheatland County

Assessment Year: 2020
Tax Year: 2021

| Roll | Legal Address | | | | Total |
|---------|---|---------------------|------------------|-------------------------------------|---------|
| 7530000 | F | LAND & IMPROVEMENTS | T | 1 FARMLAND | 1,780 |
| | R | | T | 103 RESIDENTIAL LAND & IMPROVEMENTS | 423,200 |
| | | | | Taxable Total: | 424,980 |
| | R | | E | 901 RURAL RESIDENCE EXEMPTION (RAP) | 1,780 |
| | R | | E | 903 FARM BUILDING EXEMPT | 49,180 |
| | | | | 100% Alberta School Foundation Fund | 50,960 |
| | | | | Exempt Total: | 50,960 |
| | | | | Totals: | 475,940 |
| | NW-36-22-25-4 147.24 Acres | | | | |
| | 250075 TWP RD 230 | | | | |
| 7531000 | F | LAND & IMPROVEMENTS | T | 1 FARMLAND | 12,030 |
| | R | | T | 103 RESIDENTIAL LAND & IMPROVEMENTS | 419,150 |
| | | | | Taxable Total: | 431,180 |
| | R | | E | 901 RURAL RESIDENCE EXEMPTION (RAP) | 12,030 |
| | R | | E | 903 FARM BUILDING EXEMPT | 12,260 |
| | | | | 100% Christ The Redeemer Reg. 3 | 24,290 |
| | | | | Exempt Total: | 24,290 |
| | | | | Totals: | 455,470 |
| | NW-36-22-25-4 10.00 Acres | | | | |
| | 250041 TWP RD 230 | | Northeast Corner | | |
| 7532000 | F | LAND & IMPROVEMENTS | T | 1 FARMLAND | 510 |
| | R | | T | 103 RESIDENTIAL LAND & IMPROVEMENTS | 263,590 |
| | | | | Taxable Total: | 264,100 |
| | R | | E | 901 RURAL RESIDENCE EXEMPTION (RAP) | 510 |
| | | | | 100% Alberta School Foundation Fund | 264,610 |
| | | | | Totals: | 264,610 |
| | SE-36-22-25-4 160.00 Acres | | | | |
| | | | | | |
| | F | LAND | T | 1 FARMLAND | 12,450 |
| | | | | 100% Alberta School Foundation Fund | |
| 7533000 | SW-36-22-25-4 160.00 Acres | | | | |
| | 225009A RGE RD 251 | | | | |
| | F | LAND & IMPROVEMENTS | T | 1 FARMLAND | 18,940 |
| | R | | T | 103 RESIDENTIAL LAND & IMPROVEMENTS | 639,160 |
| | | | | Taxable Total: | 658,100 |
| | R | | E | 901 RURAL RESIDENCE EXEMPTION (RAP) | 18,940 |
| | | | | 100% Alberta School Foundation Fund | 677,040 |
| | | | | Totals: | 677,040 |
| | 4610AV 1 1-3 SE-12-22-26-4 8,625 Sq. Feet | | | | |
| | 216 RAILWAY AVE WEST | | | | |
| 7536000 | R | LAND & IMPROVEMENTS | T | 103 RESIDENTIAL LAND & IMPROVEMENTS | 268,300 |
| | | | | 100% Alberta School Foundation Fund | |



2020 Assessment Roll (Valuation Date 1-July, 2020) 2021 Taxation Year, Wheatland County

Assessment Year: 2020
Tax Year: 2021

| Roll | Legal Address | Total |
|---------|---|---------|
| 7538000 | 4610AV 1 4,5 SE-12-22-26-4 5,750 Sq. Feet 212 RAILWAY AVE WEST | |
| | R LAND & IMPROVEMENTS T 103 RESIDENTIAL LAND & IMPROVEMENTS Taxable Total: 100% Alberta School Foundation Fund | 169,200 |
| 7540000 | 4610AV 1 6-8 SE-12-22-26-4 8,625 Sq. Feet 204 RAILWAY AVE WEST | |
| | R LAND & IMPROVEMENTS T 103 RESIDENTIAL LAND & IMPROVEMENTS Taxable Total: 100% Alberta School Foundation Fund | 126,500 |
| 7541000 | 4610AV 1 9,10 SE-12-22-26-4 5,750 Sq. Feet 200 RAILWAY AVE WEST | |
| | R LAND & IMPROVEMENTS T 103 RESIDENTIAL LAND & IMPROVEMENTS Taxable Total: 100% Alberta School Foundation Fund | 168,600 |
| 7542000 | 4610AV 1 11,12 SE-12-22-26-4 5,992 Sq. Feet 104 STRATHMEAD ST | |
| | R LAND & IMPROVEMENTS T 103 RESIDENTIAL LAND & IMPROVEMENTS Taxable Total: 50% The Golden Hills Reg. Div. 15 50% Christ The Redeemer Reg. 3 | 204,300 |
| 7544000 | 4610AV 1 13-16 SE-12-22-26-4 11,500 Sq. Feet 110 STRATHMEAD ST | |
| | R LAND & IMPROVEMENTS T 103 RESIDENTIAL LAND & IMPROVEMENTS Taxable Total: 100% Alberta School Foundation Fund | 196,800 |
| 7546000 | 4610AV 1 17,18 SE-12-22-26-4 5,750 Sq. Feet 114 STRATHMEAD ST | |
| | R LAND & IMPROVEMENTS T 103 RESIDENTIAL LAND & IMPROVEMENTS Taxable Total: 100% Alberta School Foundation Fund | 172,500 |
| 7548000 | 9510460 1 25 SE-12-22-26-4 6,000 Sq. Feet 409 STRATHMORE AVE | |
| | R LAND & IMPROVEMENTS T 103 RESIDENTIAL LAND & IMPROVEMENTS Taxable Total: 100% Alberta School Foundation Fund | 116,200 |
| 7549000 | 9510460 1 26 SE-12-22-26-4 8,375 Sq. Feet 117A/B STRATHMORE AVENUE | |
| | R LAND & IMPROVEMENTS T 103 RESIDENTIAL LAND & IMPROVEMENTS Taxable Total: 100% Alberta School Foundation Fund | 238,700 |
| 7552000 | 4610AV 1 24 SE-12-22-26-4 6,578 Sq. Feet 109 INDUS ST | |



2020 Assessment Roll (Valuation Date 1-July, 2020) 2021 Taxation Year, Wheatland County

Assessment Year: 2020
Tax Year: 2021

| Roll | Legal Address | | | | Total |
|---------|---|-------|---|-----------------------------|-----------|
| | R LAND & IMPROVEMENTS | T 103 | RESIDENTIAL LAND & IMPROVEMENTS Taxable Total: | | 221,200 |
| | | 100% | Alberta School Foundation Fund | | |
| 7553000 | 4610AV 2 1-10 SE-12-22-26-4 28,750 Sq. Feet 110 RAILWAY AVE WEST | | | | |
| | NR LAND | T 105 | NON-RESEIDENTIAL LAND & IMPROVEMENTS Taxable Total: | | 125,710 |
| | | 100% | Alberta School Foundation Fund | | |
| 7563000 | 4610AV 2 11-20 SE-12-22-26-4 28,865 Sq. Feet 104 MAIN ST | | | Carseland Mall / Restaurant | |
| | NR LAND & IMPROVEMENTS | T 105 | NON-RESEIDENTIAL LAND & IMPROVEMENTS Taxable Total: | | 1,100,700 |
| | | 100% | Alberta School Foundation Fund | | |
| 7566000 | 4610AV 2 21,22 SE-12-22-26-4 5,750 Sq. Feet 119 STRATHMORE AVE | | | | |
| | R LAND & IMPROVEMENTS | T 103 | RESIDENTIAL LAND & IMPROVEMENTS Taxable Total: | | 180,300 |
| | | 100% | Alberta School Foundation Fund | | |
| 7567000 | 4610AV 2 23,24 SE-12-22-26-4 5,750 Sq. Feet 113 STRATHMEAD ST | | | Telus building | |
| | NR LAND & IMPROVEMENTS | T 105 | NON-RESEIDENTIAL LAND & IMPROVEMENTS Taxable Total: | | 89,260 |
| | | 100% | Alberta School Foundation Fund | | |
| 7568000 | 4610AV 2 25,26 SE-12-22-26-4 5,750 Sq. Feet 109 STRATHMEAD ST | | | | |
| | R LAND & IMPROVEMENTS | T 103 | RESIDENTIAL LAND & IMPROVEMENTS Taxable Total: | | 142,400 |
| | | 100% | Alberta School Foundation Fund | | |
| 7569000 | 4610AV 2 27,28 SE-12-22-26-4 9,074 Sq. Feet 105 STRATHMEAD ST | | | | |
| | R LAND & IMPROVEMENTS | T 103 | RESIDENTIAL LAND & IMPROVEMENTS Taxable Total: | | 162,200 |
| | | 100% | Alberta School Foundation Fund | | |
| 7571000 | 4610AV 3 1,2 SW-7-22-25-4 5,750 Sq. Feet 102 RAILWAY AVE EAST | | | | |
| | R LAND & IMPROVEMENTS | T 103 | RESIDENTIAL LAND & IMPROVEMENTS Taxable Total: | | 192,100 |
| | | 100% | Alberta School Foundation Fund | | |
| 7572000 | 4610AV 3 3 SW-7-22-25-4 2,875 Sq. Feet 104 RAILWAY AVE EAST | | | Evena Naturals | |
| | NR LAND & IMPROVEMENTS | T 105 | NON-RESEIDENTIAL LAND & IMPROVEMENTS Taxable Total: | | 137,820 |
| | | 100% | Alberta School Foundation Fund | | |



2020 Assessment Roll (Valuation Date 1-July, 2020) 2021 Taxation Year, Wheatland County

Assessment Year: 2020
Tax Year: 2021

| Roll | Legal Address | | | | | Total |
|---------|---|--|--------------------------------------|----------------|--|---------|
| 7573000 | 4610AV 3 4-7 SW-7-22-25-4 11,500 Sq. Feet 110 RAILWAY AVE EAST | CARSELAND HOTEL Carseland Hotel | | | | |
| | NR LAND & IMPROVEMENTS | T 105 | NON-RESEIDENTIAL LAND & IMPROVEMENTS | Taxable Total: | | 350,550 |
| | | | 100% Alberta School Foundation Fund | | | |
| 7575000 | 4610AV 3 8-10 SW-7-22-25-4 8,625 Sq. Feet 120 RAILWAY AVE EAST | | | | | |
| | R LAND & IMPROVEMENTS | T 103 | RESIDENTIAL LAND & IMPROVEMENTS | Taxable Total: | | 220,300 |
| | | | 50% The Golden Hills Reg. Div. 15 | | | |
| | | | 50% Christ The Redeemer Reg. 3 | | | |
| 7576000 | 4610AV 3 11-13 W-7-22-25-4 8,746 Sq. Feet 112 STRANGMUIR ST | | | | | |
| | R LAND & IMPROVEMENTS | T 103 | RESIDENTIAL LAND & IMPROVEMENTS | Taxable Total: | | 263,200 |
| | | | 100% Alberta School Foundation Fund | | | |
| 7578000 | 4610AV 3 14-16 SW-7-22-25-4 8,625 Sq. Feet 120 STRANGMUIR ST | | | | | |
| | R LAND & IMPROVEMENTS | T 103 | RESIDENTIAL LAND & IMPROVEMENTS | Taxable Total: | | 218,300 |
| | | | 100% Alberta School Foundation Fund | | | |
| 7579010 | 4610AV 3 17-19 SW-7-22-25-4 8,625 Sq. Feet 124 STRANGMUIR ST | | | | | |
| | R LAND & IMPROVEMENTS | T 103 | RESIDENTIAL LAND & IMPROVEMENTS | Taxable Total: | | 206,100 |
| | | | 100% Alberta School Foundation Fund | | | |
| 7580000 | 4610AV 3 20-22 SW-7-22-25-4 8,625 Sq. Feet 132 STRANGMUIR ST | | | | | |
| | R LAND & IMPROVEMENTS | T 103 | RESIDENTIAL LAND & IMPROVEMENTS | Taxable Total: | | 166,900 |
| | | | 100% Alberta School Foundation Fund | | | |
| 7583000 | 4610AV 3 23-28 SW-7-22-25-4 17,250 Sq. Feet 113 MAIN ST | | | | | |
| | NR LAND | T 105 | NON-RESEIDENTIAL LAND & IMPROVEMENTS | Taxable Total: | | 87,830 |
| | | | 100% Alberta School Foundation Fund | | | |
| 7589000 | 4610AV 3 29-32 SW-7-22-25-4 15,031 Sq. Feet 105 MAIN ST | BOW RIVER ALLIANCE CHURCH IS Carseland Bow River Alliance Church | | | | |
| | NR LAND & IMPROVEMENTS | E 164 | RELIGIOUS EXEMPT | Exempt Total: | | 460,080 |
| | | | 100% Alberta School Foundation Fund | | | |
| 7593000 | 4610AV 4 1,2 SW-7-22-25-4 5,750 Sq. Feet 200 RAILWAY AVE EAST | | | | | |



2020 Assessment Roll (Valuation Date 1-July, 2020) 2021 Taxation Year, Wheatland County

Assessment Year: 2020
Tax Year: 2021

| Roll | Legal Address | Total |
|---------|---|---------|
| | R LAND & IMPROVEMENTS T 103 RESIDENTIAL LAND & IMPROVEMENTS Taxable Total: 100% Alberta School Foundation Fund | 144,500 |
| 7594000 | 4610AV 4 3,4 SW-7-22-25-4 5,750 Sq. Feet 204 RAILWAY AVE EAST | |
| | NR LAND T 105 NON-RESEIDENTIAL LAND & IMPROVEMENTS Taxable Total: 100% Alberta School Foundation Fund | 56,480 |
| 7597000 | 4610AV 4 5-10 SW-7-22-25-4 16,685 Sq. Feet 212 RAILWAY AVE EAST | |
| | NR LAND & IMPROVEMENTS T 105 NON-RESEIDENTIAL LAND & IMPROVEMENTS Taxable Total: 100% Alberta School Foundation Fund | 382,410 |
| 7599000 | 4610AV 4 11-15 SW-7-22-25-4 14,075 Sq. Feet 110 BARTSTOW ST | |
| | R LAND & IMPROVEMENTS T 103 RESIDENTIAL LAND & IMPROVEMENTS Taxable Total: 100% Alberta School Foundation Fund | 222,700 |
| 7603000 | 4610AV 4 16-18 SW-7-22-25-4 8,625 Sq. Feet 120 BARTSTOW ST | |
| | R LAND & IMPROVEMENTS T 103 RESIDENTIAL LAND & IMPROVEMENTS Taxable Total: 100% Alberta School Foundation Fund | 189,900 |
| 7604000 | 4610AV 4 19,20 SW-7-22-25-4 3,128 Sq. Feet 122 BARTSTOW ST | |
| | R LAND & IMPROVEMENTS T 103 RESIDENTIAL LAND & IMPROVEMENTS Taxable Total: 100% Alberta School Foundation Fund | 121,000 |
| 7605000 | 4610AV 4 20,21 SW-7-22-25-4 2,875 Sq. Feet 124 BARTSTOW ST | |
| | R LAND & IMPROVEMENTS T 103 RESIDENTIAL LAND & IMPROVEMENTS Taxable Total: 100% Alberta School Foundation Fund | 121,100 |
| 7606000 | 4610AV 4 21 SW-7-22-25-4 2,955 Sq. Feet 126 BARTSTOW ST | |
| | R LAND & IMPROVEMENTS T 103 RESIDENTIAL LAND & IMPROVEMENTS Taxable Total: 100% Alberta School Foundation Fund | 127,800 |
| 7607000 | 4610AV 4 22,23 SW-7-22-25-4 3,048 Sq. Feet 128 BARTSTOW ST | |
| | R LAND & IMPROVEMENTS T 103 RESIDENTIAL LAND & IMPROVEMENTS Taxable Total: 100% The Golden Hills Reg. Div. 15 | 128,800 |



2020 Assessment Roll (Valuation Date 1-July, 2020) 2021 Taxation Year, Wheatland County

Assessment Year: 2020
Tax Year: 2021

| Roll | Legal Address | Total |
|---------|---|-------------------------------|
| 7608000 | 4610AV 4 23,24 SW-7-22-25-4 5,244 Sq. Feet 132 BARTSTOW ST | N 20.6' OF LOT 23 & ALL OF 24 |
| | R LAND & IMPROVEMENTS T 103 RESIDENTIAL LAND & IMPROVEMENTS Taxable Total: 100% Alberta School Foundation Fund | 151,100 |
| 7610000 | 4610AV 4 25-27 SW-7-22-25-4 8,625 Sq. Feet 127 STRANGMUIR ST | |
| | R LAND & IMPROVEMENTS T 103 RESIDENTIAL LAND & IMPROVEMENTS Taxable Total: 100% Alberta School Foundation Fund | 203,500 |
| 7612000 | 4610AV 4 28,29 SW-7-22-25-4 5,750 Sq. Feet 125 STRANGMUIR ST | |
| | R LAND & IMPROVEMENTS T 103 RESIDENTIAL LAND & IMPROVEMENTS Taxable Total: 100% Alberta School Foundation Fund | 264,500 |
| 7613000 | 4610AV 4 30,31 SW-7-22-25-4 5,750 Sq. Feet 121 STRANGMUIR ST | |
| | R LAND & IMPROVEMENTS T 103 RESIDENTIAL LAND & IMPROVEMENTS Taxable Total: 100% Alberta School Foundation Fund | 201,700 |
| 7615000 | 4610AV 4 32,33 SW-7-22-25-4 5,750 Sq. Feet 117 STRANGMUIR ST | |
| | R LAND & IMPROVEMENTS T 103 RESIDENTIAL LAND & IMPROVEMENTS Taxable Total: 100% Alberta School Foundation Fund | 234,900 |
| 7616000 | 4610AV 4 34,35 SW-7-22-25-4 3,335 Sq. Feet 115 STRANGMUIR ST | 3.2' of Lot 35 |
| | R LAND & IMPROVEMENTS T 103 RESIDENTIAL LAND & IMPROVEMENTS Taxable Total: 100% Alberta School Foundation Fund | 133,200 |
| 7617000 | 4610AV 4 35,36 SW-7-22-25-4 3,209 Sq. Feet 113 STRANGMUIR ST | |
| | R LAND & IMPROVEMENTS T 103 RESIDENTIAL LAND & IMPROVEMENTS Taxable Total: 100% Alberta School Foundation Fund | 137,300 |
| 7618000 | 4610AV 4 36 SW-7-22-25-4 5,325 Sq. Feet 111 STRANGMUIR ST | |
| | R LAND & IMPROVEMENTS T 103 RESIDENTIAL LAND & IMPROVEMENTS Taxable Total: 100% Alberta School Foundation Fund | 142,900 |
| 7619000 | 7810953 5 1 SW-7-22-25-4 13,361 Sq. Feet 200 BARTSTOW ST | |
| | R LAND & IMPROVEMENTS T 103 RESIDENTIAL LAND & IMPROVEMENTS Taxable Total: | 229,000 |



2020 Assessment Roll (Valuation Date 1-July, 2020) 2021 Taxation Year, Wheatland County

Assessment Year: 2020
Tax Year: 2021

| Roll | Legal Address | Total |
|-------------------------------------|--|---|
| 100% Alberta School Foundation Fund | | |
| 7620000 | 7810953 5 2 SW-7-22-25-4 6,536 Sq. Feet 208 BARTSTOW ST | |
| R | LAND & IMPROVEMENTS | T 103 RESIDENTIAL LAND & IMPROVEMENTS Taxable Total: 213,000 100% Alberta School Foundation Fund |
| 7621000 | 7810953 5 3 SW-7-22-25-4 6,536 Sq. Feet 212 BARTSTOW ST | |
| R | LAND & IMPROVEMENTS | T 103 RESIDENTIAL LAND & IMPROVEMENTS Taxable Total: 249,000 100% Alberta School Foundation Fund |
| 7622000 | 7810953 5 4 SW-7-22-25-4 6,536 Sq. Feet 216 BARTSTOW ST | |
| R | LAND & IMPROVEMENTS | T 103 RESIDENTIAL LAND & IMPROVEMENTS Taxable Total: 192,000 100% The Golden Hills Reg. Div. 15 |
| 7623000 | 7810953 5 5,6 SW-7-22-25-4 13,075 Sq. Feet 220 BARTSTOW ST | SENIORS HOUSING FACILITY Carseland Seniors Manor |
| NR | LAND & IMPROVEMENTS | E 154 PROVINCIAL EXEMPT Exempt Total: 320,730 100% Alberta School Foundation Fund |
| 7624000 | 7810953 5 U7 SW-7-22-25-4 2,879 Sq. Feet 225 STRANGMUIR ST | |
| NR | LAND | E 155 WHEATLAND COUNTY EXEMPT Exempt Total: 43,200 100% Alberta School Foundation Fund |
| 7625000 | 7810953 5 8 SW-7-22-25-4 14,396 Sq. Feet 221 STRANGMUIR ST | |
| R | LAND & IMPROVEMENTS | T 103 RESIDENTIAL LAND & IMPROVEMENTS Taxable Total: 210,700 100% The Golden Hills Reg. Div. 15 |
| 7626000 | 4610AV 5 23,24 SW-7-22-25-4 5,750 Sq. Feet 219 STRANGMUIR ST | |
| R | LAND & IMPROVEMENTS | T 103 RESIDENTIAL LAND & IMPROVEMENTS Taxable Total: 133,100 100% Alberta School Foundation Fund |
| 7628000 | 4610AV 5 25,26 SW-7-22-25-4 5,750 Sq. Feet 217 STRANGMUIR ST | |
| R | LAND & IMPROVEMENTS | T 103 RESIDENTIAL LAND & IMPROVEMENTS Taxable Total: 132,700 100% Alberta School Foundation Fund |
| 7630000 | 4610AV 5 27,28 SE-12-22-26-4 5,750 Sq. Feet 213 STRANGMUIR ST | |



2020 Assessment Roll (Valuation Date 1-July, 2020) 2021 Taxation Year, Wheatland County

Assessment Year: 2020
Tax Year: 2021

| Roll | Legal Address | Total |
|---------|---|---------|
| | R LAND & IMPROVEMENTS T 103 RESIDENTIAL LAND & IMPROVEMENTS Taxable Total: 100% The Golden Hills Reg. Div. 15 | 188,900 |
| 7632000 | 4610AV 5 29,30 SW-7-22-25-4 5,750 Sq. Feet 209 STRANGMUIR ST | |
| | R LAND & IMPROVEMENTS T 103 RESIDENTIAL LAND & IMPROVEMENTS Taxable Total: 100% Alberta School Foundation Fund | 126,100 |
| 7633000 | 4610AV 5 31,32 SW-7-22-25-4 5,750 Sq. Feet 205 STRANGMUIR ST | |
| | R LAND & IMPROVEMENTS T 103 RESIDENTIAL LAND & IMPROVEMENTS Taxable Total: 100% Alberta School Foundation Fund | 125,200 |
| 7634000 | 4610AV 6 1,2 SW-7-22-25-4 5,750 Sq. Feet 200 STRANGMUIR ST | |
| | R LAND T 104 RESIDENTIAL VACANT LAND Taxable Total: 100% Alberta School Foundation Fund | 63,300 |
| 7635000 | 0413606 6 33 SW-7-22-25-4 8,944 Sq. Feet 208 STRANGMUIR ST | |
| | R LAND & IMPROVEMENTS T 103 RESIDENTIAL LAND & IMPROVEMENTS Taxable Total: 100% Alberta School Foundation Fund | 201,500 |
| 7636000 | 0413606 6 34 SW-7-22-25-4 4,149 Sq. Feet 204 STRANGMUIR ST | |
| | R LAND & IMPROVEMENTS T 103 RESIDENTIAL LAND & IMPROVEMENTS Taxable Total: 100% Alberta School Foundation Fund | 149,300 |
| 7636010 | 0413606 6 35 SW-7-22-25-4 4,149 Sq. Feet 202 STRANGMUIR ST | |
| | R LAND & IMPROVEMENTS T 103 RESIDENTIAL LAND & IMPROVEMENTS Taxable Total: 100% Alberta School Foundation Fund | 149,300 |
| 7637000 | 4610AV 6 9-12 SW-7-22-25-4 11,500 Sq. Feet 220 STRANGMUIR ST | |
| | R LAND & IMPROVEMENTS T 103 RESIDENTIAL LAND & IMPROVEMENTS Taxable Total: 100% Alberta School Foundation Fund | 208,900 |
| 7640000 | 4610AV 6 13-16 SW-7-22-25-4 11,500 Sq. Feet 228 STRANGMUIR ST | |
| | R LAND & IMPROVEMENTS T 103 RESIDENTIAL LAND & IMPROVEMENTS Taxable Total: 100% Alberta School Foundation Fund | 233,500 |



2020 Assessment Roll (Valuation Date 1-July, 2020) 2021 Taxation Year, Wheatland County

Assessment Year: 2020
Tax Year: 2021

| Roll | Legal Address | Total |
|---------|---|--------------------------|
| 7641000 | 4610AV 6 17-19 SW-7-22-25-4 8,625 Sq. Feet 225 MAIN ST | |
| | R LAND & IMPROVEMENTS T 103 RESIDENTIAL LAND & IMPROVEMENTS Taxable Total: 100% Alberta School Foundation Fund | 159,400 |
| 7642000 | 4610AV 6 20 SW-7-22-25-4 8,625 Sq. Feet 221 MAIN ST | |
| | R LAND & IMPROVEMENTS T 103 RESIDENTIAL LAND & IMPROVEMENTS Taxable Total: 100% Alberta School Foundation Fund | 290,600 |
| 7643000 | 4610AV 6 23,24 SW-7-22-25-4 5,750 Sq. Feet 217 MAIN ST | |
| | R LAND & IMPROVEMENTS T 103 RESIDENTIAL LAND & IMPROVEMENTS Taxable Total: 100% Alberta School Foundation Fund | 225,700 |
| 7644000 | 4610AV 6 25-27 SW-7-22-25-4 7,188 Sq. Feet 213 MAIN ST | N1/2 of LOT 27 |
| | R LAND & IMPROVEMENTS T 103 RESIDENTIAL LAND & IMPROVEMENTS Taxable Total: 100% Alberta School Foundation Fund | 129,200 |
| 7646000 | 4610AV 6 27-29 SW-7-22-25-4 7,188 Sq. Feet 209 MAIN ST | s1/2 27 & all of 28 & 29 |
| | R LAND & IMPROVEMENTS T 103 RESIDENTIAL LAND & IMPROVEMENTS Taxable Total: 100% Alberta School Foundation Fund | 144,600 |
| 7647000 | 4610AV 6 30-32 SW-7-22-25-4 8,625 Sq. Feet 205 MAIN ST | |
| | R LAND & IMPROVEMENTS T 103 RESIDENTIAL LAND & IMPROVEMENTS Taxable Total: 100% Alberta School Foundation Fund | 187,100 |
| 7650000 | 4610AV 7 1-4 SE-12-22-26-4 11,500 Sq. Feet 200 MAIN ST | |
| | R LAND & IMPROVEMENTS T 103 RESIDENTIAL LAND & IMPROVEMENTS Taxable Total: 100% Alberta School Foundation Fund | 179,800 |
| 7652000 | 4610AV 7 5,6,7 SE-12-22-26-4 8,625 Sq. Feet 208 MAIN ST | |
| | R LAND & IMPROVEMENTS T 103 RESIDENTIAL LAND & IMPROVEMENTS Taxable Total: 100% Alberta School Foundation Fund | 247,400 |
| 7653000 | 4610AV 7 8-11 SE-12-22-26-4 10,350 Sq. Feet 212 MAIN ST | South 15' of lot 11. |
| | R LAND & IMPROVEMENTS T 103 RESIDENTIAL LAND & IMPROVEMENTS Taxable Total: | 251,500 |



2020 Assessment Roll (Valuation Date 1-July, 2020) 2021 Taxation Year, Wheatland County

Assessment Year: 2020
Tax Year: 2021

| Roll | Legal Address | Total |
|---------|---|-----------|
| 7654000 | 4610AV 7 11-13 SE-12-22-26-4 6,900 Sq. Feet 216 MAIN ST R LAND T 104 RESIDENTIAL VACANT LAND 100% Alberta School Foundation Fund | 81,900 |
| 7657000 | 4610AV 7 14-16 SE-12-22-26-4 8,625 Sq. Feet 220 MAIN ST R LAND & IMPROVEMENTS T 103 RESIDENTIAL LAND & IMPROVEMENTS 100% Alberta School Foundation Fund | 284,600 |
| 7659000 | 4610AV 8 1-32 SE-12-22-26-4 3.95 Acres 201 LANGDON AVE NR LAND & IMPROVEMENTS E 156 SCHOOLS EXEMPT 100% Alberta School Foundation Fund | 5,733,690 |
| 7659500 | 4610AV OT SE-12-22-26-4 26,400 Sq. Feet NR LAND E 156 SCHOOLS EXEMPT 100% Alberta School Foundation Fund | 54,210 |
| 7660000 | 1141FQ F SW-7-22-25-4 0.39 Acres 81 BARTSTOW ST NR LAND & IMPROVEMENTS T 105 NON-RESEIDENTIAL LAND & IMPROVEMENTS 100% Alberta School Foundation Fund | 303,340 |
| 7661000 | SW-7-22-25-4 0.31 Acres 51 BARTSTOW ST NR LAND & IMPROVEMENTS T 105 NON-RESEIDENTIAL LAND & IMPROVEMENTS 100% Alberta School Foundation Fund | 222,460 |
| 7662000 | 1011794 1 2 SW-7-22-25-4 1.73 Acres 221004 RGE RD 260 NR LAND & IMPROVEMENTS T 105 NON-RESEIDENTIAL LAND & IMPROVEMENTS 100% Alberta School Foundation Fund | 164,020 |
| 7663000 | 1011794 1 1 SW-7-22-25-4 0.74 Acres NR LAND E 157 PUBLIC PARKS EXEMPT 100% Alberta School Foundation Fund | 24,320 |
| 7664000 | 796GV E SE-12-22-26-4 1.08 Acres 260002 HWY 24 | |



2020 Assessment Roll (Valuation Date 1-July, 2020) 2021 Taxation Year, Wheatland County

Assessment Year: 2020
Tax Year: 2021

| Roll | Legal Address | | | | | Total |
|---------|----------------------|---------------------|-----------------|--|--|------------------------|
| | R | LAND & IMPROVEMENTS | T | 103 | RESIDENTIAL LAND & IMPROVEMENTS | 211,890 |
| | NR | | T | 105 | NON-RESEIDENTIAL LAND & IMPROVEMENTS | 99,910 |
| | | | | 100% | Alberta School Foundation Fund | Taxable Total: 311,800 |
| 7675000 | 4610AV A,B,C | SW-7-22-25-4 | 15.51 Acres | CARSELAND STATION GROUNDS Station Grounds- Carseland | | |
| | 297 RAILWAY AVE WEST | | | | | |
| | NR | LAND & IMPROVEMENTS | G | 174 | FEDERAL GIL NON-RESIDENTIAL Grant-In-Lieu Total: | 405,200 |
| | | | | 100% | Alberta School Foundation Fund | |
| 7675010 | 2011772 15 1 | S-12-22-26-4 | 3.04 Acres | | | |
| | NR | LAND | G | 174 | FEDERAL GIL NON-RESIDENTIAL Grant-In-Lieu Total: | 204,000 |
| | | | | 100% | Alberta School Foundation Fund | |
| 7678000 | 8210745 1A 1 | SE-12-22-26-4 | 0.76 Acres | Delta Consulting Services | | |
| | 105 RAILWAY AVE WEST | | | | | |
| | NR | LAND & IMPROVEMENTS | T | 105 | NON-RESEIDENTIAL LAND & IMPROVEMENTS Total: | 256,800 |
| | | | | 100% | Alberta School Foundation Fund | |
| 7679000 | 8210745 1A 2 | SE-12-22-26-4 | 12,674 Sq. Feet | FIREHALL - CARSELAND Carseland Old Firehall | | |
| | 101 RAILWAY AVE WEST | | | | | |
| | NR | LAND & IMPROVEMENTS | E | 162 | OTHER MUNICIPAL EXEMPT Exempt Total: | 231,000 |
| | | | | 100% | Alberta School Foundation Fund | |
| 7680000 | 8210745 1A 3 | SW-7-22-25-4 | 6,964 Sq. Feet | | | |
| | 105 RAILWAY AVE EAST | | | | | |
| | NR | LAND | E | 169 | MISC. PROPERTY EXEMPT Exempt Total: | 74,460 |
| | | | | 100% | Alberta School Foundation Fund | |
| 7681000 | 8210745 1A 4 | SW-7-22-25-4 | 6,250 Sq. Feet | | | |
| | 107 RAILWAY AVE EAST | | | | | |
| | NR | LAND | T | 105 | NON-RESEIDENTIAL LAND & IMPROVEMENTS Total: | 59,520 |
| | | | | 100% | Alberta School Foundation Fund | |
| 7682000 | 8210745 1A 5 | SW-7-22-25-4 | 6,250 Sq. Feet | | | |
| | 109 RAILWAY AVE EAST | | | | | |
| | NR | LAND | T | 105 | NON-RESEIDENTIAL LAND & IMPROVEMENTS Total: | 59,520 |
| | | | | 100% | Alberta School Foundation Fund | |
| 7683000 | 8210745 1A 6 | SW-7-22-25-4 | 6,133 Sq. Feet | Industrial Shop | | |
| | 111 RAILWAY AVE EAST | | | | | |
| | NR | LAND & IMPROVEMENTS | T | 105 | NON-RESEIDENTIAL LAND & IMPROVEMENTS Total: | 434,290 |
| | | | | 100% | Alberta School Foundation Fund | |



2020 Assessment Roll (Valuation Date 1-July, 2020) 2021 Taxation Year, Wheatland County

Assessment Year: 2020
Tax Year: 2021

| Roll | Legal Address | | | | | Total |
|---------|---|---|--------------------------------------|----------------|--|---------|
| 7684000 | 8210745 1A 7 SW-7-22-25-4 0.73 Acres | BOWVALLEY CARWASH & GAS STATION Carseland Gas Plus Station & Car Wash | | | | |
| | 205 RAILWAY AVE EAST | | | | | |
| | NR LAND & IMPROVEMENTS | T 105 | NON-RESEIDENTIAL LAND & IMPROVEMENTS | Taxable Total: | | 709,760 |
| | | 100% | Alberta School Foundation Fund | | | |
| 7685000 | 8210745 1A 8 SW-7-22-25-4 0.53 Acres | Commercial Shop | | | | |
| | 209 RAILWAY AVE EAST | | | | | |
| | NR LAND & IMPROVEMENTS | T 105 | NON-RESEIDENTIAL LAND & IMPROVEMENTS | Taxable Total: | | 172,260 |
| | | 100% | The Golden Hills Reg. Div. 15 | | | |
| 7686000 | 7711065 9 U1 SE-12-22-26-4 7,686 Sq. Feet | CARSELAND WATER TREATMENT Carseland Water Treatment Plant | | | | |
| | 102 MCKINNON DR | | | | | |
| | NR LAND & IMPROVEMENTS | E 155 | WHEATLAND COUNTY EXEMPT | Exempt Total: | | 385,880 |
| | | 100% | Alberta School Foundation Fund | | | |
| 7687000 | 7711065 9 2 SE-12-22-26-4 6,600 Sq. Feet | | | | | |
| | 106 MCKINNON DR | | | | | |
| | R LAND & IMPROVEMENTS | T 103 | RESIDENTIAL LAND & IMPROVEMENTS | Taxable Total: | | 211,000 |
| | | 100% | Alberta School Foundation Fund | | | |
| 7688000 | 7711065 9 3 SE-12-22-26-4 6,600 Sq. Feet | | | | | |
| | 110 MCKINNON DR | | | | | |
| | R LAND & IMPROVEMENTS | T 103 | RESIDENTIAL LAND & IMPROVEMENTS | Taxable Total: | | 204,300 |
| | | 100% | Alberta School Foundation Fund | | | |
| 7689000 | 7711065 9 4 SE-12-22-26-4 7,580 Sq. Feet | | | | | |
| | 114 MCKINNON DR | | | | | |
| | R LAND & IMPROVEMENTS | T 103 | RESIDENTIAL LAND & IMPROVEMENTS | Taxable Total: | | 237,000 |
| | | 100% | Alberta School Foundation Fund | | | |
| 7690000 | 7711065 9 5 SE-12-22-26-4 6,500 Sq. Feet | | | | | |
| | 118 MCKINNON DR | | | | | |
| | R LAND & IMPROVEMENTS | T 103 | RESIDENTIAL LAND & IMPROVEMENTS | Taxable Total: | | 291,800 |
| | | 100% | The Golden Hills Reg. Div. 15 | | | |
| 7691000 | 7711065 9 6 SE-12-22-26-4 6,600 Sq. Feet | | | | | |
| | 122 MCKINNON DR | | | | | |
| | R LAND & IMPROVEMENTS | T 103 | RESIDENTIAL LAND & IMPROVEMENTS | Taxable Total: | | 292,200 |
| | | 100% | Alberta School Foundation Fund | | | |
| 7692000 | 7711065 9 7 SE-12-22-26-4 6,600 Sq. Feet | | | | | |
| | 202 MCKINNON DR | | | | | |
| | R LAND & IMPROVEMENTS | T 103 | RESIDENTIAL LAND & IMPROVEMENTS | Taxable Total: | | 274,300 |



2020 Assessment Roll (Valuation Date 1-July, 2020) 2021 Taxation Year, Wheatland County

Assessment Year: 2020
Tax Year: 2021

| Roll | Legal Address | Total |
|-------------------------------------|---|---|
| 100% Alberta School Foundation Fund | | |
| 7693000 | 7711065 9 8 SE-12-22-26-4 6,600 Sq. Feet 206 MCKINNON DR | |
| R | LAND & IMPROVEMENTS | T 103 RESIDENTIAL LAND & IMPROVEMENTS Taxable Total: 100% Alberta School Foundation Fund 234,600 |
| 7694000 | 7711065 9 9 SE-12-22-26-4 6,600 Sq. Feet 210 MCKINNON DR | |
| R | LAND & IMPROVEMENTS | T 103 RESIDENTIAL LAND & IMPROVEMENTS Taxable Total: 100% Alberta School Foundation Fund 399,600 |
| 7695000 | 7711065 9 10 SE-12-22-26-4 6,050 Sq. Feet 214 MCKINNON DR | |
| R | LAND & IMPROVEMENTS | T 103 RESIDENTIAL LAND & IMPROVEMENTS Taxable Total: 100% The Golden Hills Reg. Div. 15 219,000 |
| 7696000 | 7711065 9 11 SE-12-22-26-4 6,050 Sq. Feet 218 MCKINNON DR | |
| R | LAND & IMPROVEMENTS | T 103 RESIDENTIAL LAND & IMPROVEMENTS Taxable Total: 100% Alberta School Foundation Fund 239,000 |
| 7697000 | 7711065 9 12 SE-12-22-26-4 6,600 Sq. Feet 222 MCKINNON DR | |
| R | LAND & IMPROVEMENTS | T 103 RESIDENTIAL LAND & IMPROVEMENTS Taxable Total: 100% Alberta School Foundation Fund 259,900 |
| 7698000 | 7711065 9 13 SE-12-22-26-4 7,250 Sq. Feet 226 MCKINNON DR | |
| R | LAND & IMPROVEMENTS | T 103 RESIDENTIAL LAND & IMPROVEMENTS Taxable Total: 100% Alberta School Foundation Fund 222,500 |
| 7699000 | 7711065 9 R14 SE-12-22-26-4 4.73 Acres 205 LANGDON AVE | PARK W OF SCHOOL & N OF Carseland Park |
| NR | LAND | E 155 WHEATLAND COUNTY EXEMPT Exempt Total: 100% Alberta School Foundation Fund 218,730 |
| 7700000 | 7710696 9 15 SE-12-22-26-4 3.82 Acres 310 RAILWAY AVE WEST | COMMUNITY HALL & CURLING RINK Carseland Community Hall & Curling Rink |
| NR | LAND & IMPROVEMENTS | E 165 CHARITABLE & WELFARE EXEMPT Exempt Total: 100% Alberta School Foundation Fund 2,807,650 |
| 7701000 | 7710696 9 16 SE-12-22-26-4 5,388 Sq. Feet 122 INDUS ST | |



2020 Assessment Roll (Valuation Date 1-July, 2020) 2021 Taxation Year, Wheatland County

Assessment Year: 2020
Tax Year: 2021

| Roll | Legal Address | | | | Total |
|---------|---------------|----------------------|----------------|---|---------|
| | R | LAND & IMPROVEMENTS | | T 103 RESIDENTIAL LAND & IMPROVEMENTS Taxable Total: 100% Alberta School Foundation Fund | 185,700 |
| 7702000 | 7710696 9 17 | SE-12-22-26-4 | 5,500 Sq. Feet | | |
| | | 118 INDUS ST | | | |
| | R | LAND & IMPROVEMENTS | | T 103 RESIDENTIAL LAND & IMPROVEMENTS Taxable Total: 100% Alberta School Foundation Fund | 230,700 |
| 7703000 | 7710696 9 18 | SE-12-22-26-4 | 5,500 Sq. Feet | | |
| | | 114 INDUS ST | | | |
| | R | LAND & IMPROVEMENTS | | T 103 RESIDENTIAL LAND & IMPROVEMENTS Taxable Total: 100% Alberta School Foundation Fund | 239,300 |
| 7704000 | 7710696 9 19 | SE-12-22-26-4 | 5,500 Sq. Feet | | |
| | | 110 INDUS ST | | Cyndi's Custom Embroidery | |
| | R | LAND & IMPROVEMENTS | | T 103 RESIDENTIAL LAND & IMPROVEMENTS | 317,130 |
| | NR | | | T 105 NON-RESEIDENTIAL LAND & IMPROVEMENTS | 24,110 |
| | | | | 100% Alberta School Foundation Fund Taxable Total: | 341,240 |
| 7705000 | 7710696 9 20 | SE-12-22-26-4 | 5,500 Sq. Feet | | |
| | | 106 INDUS ST | | | |
| | R | LAND & IMPROVEMENTS | | T 103 RESIDENTIAL LAND & IMPROVEMENTS Taxable Total: 100% Alberta School Foundation Fund | 217,000 |
| 7706000 | 7710696 9 21 | SE-12-22-26-4 | 4,970 Sq. Feet | | |
| | | 300 RAILWAY AVE WEST | | | |
| | R | LAND & IMPROVEMENTS | | T 103 RESIDENTIAL LAND & IMPROVEMENTS Taxable Total: 100% Alberta School Foundation Fund | 194,800 |
| 7707000 | 7711065 10 1 | SE-12-22-26-4 | 6,488 Sq. Feet | | |
| | | 102 LANGDON AVE | | | |
| | R | LAND & IMPROVEMENTS | | T 103 RESIDENTIAL LAND & IMPROVEMENTS Taxable Total: 100% Alberta School Foundation Fund | 178,900 |
| 7708000 | 7711065 10 2 | SE-12-22-26-4 | 6,381 Sq. Feet | | |
| | | 106 LANGDON AVE | | | |
| | R | LAND & IMPROVEMENTS | | T 103 RESIDENTIAL LAND & IMPROVEMENTS Taxable Total: 100% The Golden Hills Reg. Div. 15 | 256,400 |
| 7709000 | 7711065 10 3 | SE-12-22-26-4 | 6,381 Sq. Feet | | |
| | | 110 LANGDON AVE | | | |
| | R | LAND & IMPROVEMENTS | | T 103 RESIDENTIAL LAND & IMPROVEMENTS Taxable Total: 100% Alberta School Foundation Fund | 198,800 |



2020 Assessment Roll (Valuation Date 1-July, 2020) 2021 Taxation Year, Wheatland County

Assessment Year: 2020
Tax Year: 2021

| Roll | Legal Address | Total |
|---------|---|---------|
| 7710000 | 7711065 10 4 SE-12-22-26-4 6,601 Sq. Feet 114 LANGDON AVE | |
| | R LAND & IMPROVEMENTS T 103 RESIDENTIAL LAND & IMPROVEMENTS Taxable Total: 100% Alberta School Foundation Fund | 208,700 |
| 7711000 | 7711065 10 5 SE-12-22-26-4 6,381 Sq. Feet 118 LANGDON AVE | |
| | R LAND & IMPROVEMENTS T 103 RESIDENTIAL LAND & IMPROVEMENTS Taxable Total: 100% Alberta School Foundation Fund | 220,500 |
| 7712000 | 7711065 10 6 SE-12-22-26-4 6,381 Sq. Feet 122 LANGDON AVE | |
| | R LAND & IMPROVEMENTS T 103 RESIDENTIAL LAND & IMPROVEMENTS Taxable Total: 100% Alberta School Foundation Fund | 183,300 |
| 7713000 | 7711065 10 7 SE-12-22-26-4 6,601 Sq. Feet 126 LANGDON AVE | |
| | R LAND & IMPROVEMENTS T 103 RESIDENTIAL LAND & IMPROVEMENTS Taxable Total: 100% Alberta School Foundation Fund | 237,200 |
| 7714000 | 7711065 10 8 SE-12-22-26-4 6,382 Sq. Feet 130 LANGDON AVE | |
| | R LAND & IMPROVEMENTS T 103 RESIDENTIAL LAND & IMPROVEMENTS Taxable Total: 100% Alberta School Foundation Fund | 249,300 |
| 7715000 | 7711065 10 9 SE-12-22-26-4 6,382 Sq. Feet 134 LANGDON AVE | |
| | R LAND & IMPROVEMENTS T 103 RESIDENTIAL LAND & IMPROVEMENTS Taxable Total: 100% Alberta School Foundation Fund | 216,700 |
| 7716000 | 7711065 10 10 SE-12-22-26-4 6,411 Sq. Feet 138 LANGDON AVE | |
| | R LAND & IMPROVEMENTS T 103 RESIDENTIAL LAND & IMPROVEMENTS Taxable Total: 100% Alberta School Foundation Fund | 257,400 |
| 7717000 | 7711065 10 11 SE-12-22-26-4 6,350 Sq. Feet 302 LAUSEN PL | |
| | R LAND & IMPROVEMENTS T 103 RESIDENTIAL LAND & IMPROVEMENTS Taxable Total: 100% Alberta School Foundation Fund | 219,800 |
| 7718000 | 7711065 10 12 SE-12-22-26-4 5,996 Sq. Feet 306 LAUSEN PL | |
| | R LAND & IMPROVEMENTS T 103 RESIDENTIAL LAND & IMPROVEMENTS Taxable Total: | 198,700 |



2020 Assessment Roll (Valuation Date 1-July, 2020) 2021 Taxation Year, Wheatland County

Assessment Year: 2020
Tax Year: 2021

| Roll | Legal Address | | | | Total |
|---------|-----------------|---------------------|----------------|---|---------|
| | | | | 100% Alberta School Foundation Fund | |
| 7719000 | 7711065 10 13 | SE-12-22-26-4 | 8,809 Sq. Feet | | |
| | 310 LAUSEN PL | | | | |
| | R | LAND & IMPROVEMENTS | T | 103 RESIDENTIAL LAND & IMPROVEMENTS Taxable Total: 100% Alberta School Foundation Fund | 256,900 |
| 7720000 | 7711065 10 14 | SE-12-22-26-4 | 9,554 Sq. Feet | | |
| | 314 LAUSEN PL | | | | |
| | R | LAND & IMPROVEMENTS | T | 103 RESIDENTIAL LAND & IMPROVEMENTS Taxable Total: 100% Alberta School Foundation Fund | 262,200 |
| 7721000 | 7711065 10 15 | SE-12-22-26-4 | 9,249 Sq. Feet | | |
| | 318 LAUSEN PL | | | | |
| | R | LAND & IMPROVEMENTS | T | 103 RESIDENTIAL LAND & IMPROVEMENTS Taxable Total: 100% Alberta School Foundation Fund | 233,200 |
| 7722000 | 7711065 10 16 | SE-12-22-26-4 | 8,422 Sq. Feet | | |
| | 322 LAUSEN PL | | | | |
| | R | LAND & IMPROVEMENTS | T | 103 RESIDENTIAL LAND & IMPROVEMENTS Taxable Total: 100% Christ The Redeemer Reg. 3 | 252,500 |
| 7723000 | 7711065 10 17 | SE-12-22-26-4 | 6,426 Sq. Feet | | |
| | 326 LAUSEN PL | | | | |
| | R | LAND & IMPROVEMENTS | T | 103 RESIDENTIAL LAND & IMPROVEMENTS Taxable Total: 100% Alberta School Foundation Fund | 263,500 |
| 7724000 | 7711065 10 18 | SE-12-22-26-4 | 5,868 Sq. Feet | | |
| | 330 LAUSEN PL | | | | |
| | R | LAND & IMPROVEMENTS | T | 103 RESIDENTIAL LAND & IMPROVEMENTS Taxable Total: 100% Alberta School Foundation Fund | 256,400 |
| 7725000 | 7711065 10 19 | SE-12-22-26-4 | 5,940 Sq. Feet | | |
| | 334 LAUSEN PL | | | | |
| | R | LAND & IMPROVEMENTS | T | 103 RESIDENTIAL LAND & IMPROVEMENTS Taxable Total: 100% Alberta School Foundation Fund | 276,100 |
| 7726000 | 7711065 10 20 | SE-12-22-26-4 | 6,169 Sq. Feet | | |
| | 338 LAUSEN PL | | | | |
| | R | LAND & IMPROVEMENTS | T | 103 RESIDENTIAL LAND & IMPROVEMENTS Taxable Total: 100% Alberta School Foundation Fund | 200,000 |
| 7727000 | 7711065 10 21 | SE-12-22-26-4 | 8,360 Sq. Feet | | |
| | 302 MCKINNON DR | | | | |



2020 Assessment Roll (Valuation Date 1-July, 2020) 2021 Taxation Year, Wheatland County

Assessment Year: 2020
Tax Year: 2021

| Roll | Legal Address | | | | | Total |
|---------|---------------|---|--|-------|--|---------------------------|
| | R | LAND | | T 104 | RESIDENTIAL VACANT LAND 100% Alberta School Foundation Fund | Taxable Total: 70,600 |
| 7728000 | 7711065 10 22 | SE-12-22-26-4 6,594 Sq. Feet 306 MCKINNON DR | | | | |
| | R | LAND & IMPROVEMENTS | | T 103 | RESIDENTIAL LAND & IMPROVEMENTS 100% Alberta School Foundation Fund | Taxable Total: 219,200 |
| 7729000 | 7711065 10 23 | SE-12-22-26-4 6,562 Sq. Feet 310 MCKINNON DR | | | | |
| | R | LAND & IMPROVEMENTS | | T 103 | RESIDENTIAL LAND & IMPROVEMENTS 100% Alberta School Foundation Fund | Taxable Total: 158,300 |
| 7730000 | 7711065 10 24 | SE-12-22-26-4 6,430 Sq. Feet 314 MCKINNON DR | | | | |
| | R | LAND & IMPROVEMENTS | | T 103 | RESIDENTIAL LAND & IMPROVEMENTS 100% Alberta School Foundation Fund | Taxable Total: 213,500 |
| 7731000 | 7711065 10 25 | SE-12-22-26-4 6,543 Sq. Feet 318 MCKINNON DR | | | | |
| | R | LAND & IMPROVEMENTS | | T 103 | RESIDENTIAL LAND & IMPROVEMENTS 100% Christ The Redeemer Reg. 3 | Taxable Total: 233,600 |
| 7732000 | 7711065 10 26 | SE-12-22-26-4 7,063 Sq. Feet 322 MCKINNON DR | | | | |
| | R | LAND & IMPROVEMENTS | | T 103 | RESIDENTIAL LAND & IMPROVEMENTS 100% Alberta School Foundation Fund | Taxable Total: 210,100 |
| 7733000 | 7711065 10 27 | SE-12-22-26-4 5,980 Sq. Feet 381 NELSON RD | | | | |
| | R | LAND & IMPROVEMENTS | | T 103 | RESIDENTIAL LAND & IMPROVEMENTS 100% Alberta School Foundation Fund | Taxable Total: 232,500 |
| 7734000 | 7711065 10 28 | SE-12-22-26-4 6,050 Sq. Feet 377 NELSON RD | | | | |
| | R | LAND & IMPROVEMENTS | | T 103 | RESIDENTIAL LAND & IMPROVEMENTS 100% Alberta School Foundation Fund | Taxable Total: 266,700 |
| 7735000 | 7711065 10 29 | SE-12-22-26-4 7,256 Sq. Feet 373 NELSON RD | | | | |
| | R | LAND & IMPROVEMENTS | | T 103 | RESIDENTIAL LAND & IMPROVEMENTS 100% Alberta School Foundation Fund | Taxable Total: 233,800 |



2020 Assessment Roll (Valuation Date 1-July, 2020) 2021 Taxation Year, Wheatland County

Assessment Year: 2020
Tax Year: 2021

| Roll | Legal Address | Total |
|---------|---|---------|
| 7736000 | 7711065 10 30 SE-12-22-26-4 6,600 Sq. Feet 369 NELSON RD | |
| | R LAND & IMPROVEMENTS T 103 RESIDENTIAL LAND & IMPROVEMENTS Taxable Total: 100% Alberta School Foundation Fund | 203,700 |
| 7737000 | 7711065 10 31 SE-12-22-26-4 6,050 Sq. Feet 365 NELSON RD | |
| | R LAND & IMPROVEMENTS T 103 RESIDENTIAL LAND & IMPROVEMENTS Taxable Total: 100% Alberta School Foundation Fund | 253,900 |
| 7738000 | 7711065 10 32 SE-12-22-26-4 6,050 Sq. Feet 361 NELSON RD | |
| | R LAND & IMPROVEMENTS T 103 RESIDENTIAL LAND & IMPROVEMENTS Taxable Total: 100% Alberta School Foundation Fund | 286,900 |
| 7739000 | 7711065 10 33 SE-12-22-26-4 5,830 Sq. Feet 357 NELSON RD | |
| | R LAND & IMPROVEMENTS T 103 RESIDENTIAL LAND & IMPROVEMENTS Taxable Total: 100% Alberta School Foundation Fund | 242,300 |
| 7740000 | 7711065 10 34 SE-12-22-26-4 5,940 Sq. Feet 353 NELSON RD | |
| | R LAND & IMPROVEMENTS T 103 RESIDENTIAL LAND & IMPROVEMENTS Taxable Total: 100% Alberta School Foundation Fund | 267,300 |
| 7741000 | 7711065 10 35 SE-12-22-26-4 5,940 Sq. Feet 349 NELSON RD | |
| | R LAND & IMPROVEMENTS T 103 RESIDENTIAL LAND & IMPROVEMENTS Taxable Total: 100% Alberta School Foundation Fund | 265,100 |
| 7742000 | 7711065 10 36 SE-12-22-26-4 5,830 Sq. Feet 345 NELSON RD | |
| | R LAND & IMPROVEMENTS T 103 RESIDENTIAL LAND & IMPROVEMENTS Taxable Total: 100% Alberta School Foundation Fund | 200,800 |
| 7743000 | 7711065 10 37 SE-12-22-26-4 6,050 Sq. Feet 341 NELSON RD | |
| | R LAND & IMPROVEMENTS T 103 RESIDENTIAL LAND & IMPROVEMENTS Taxable Total: 100% Alberta School Foundation Fund | 238,200 |
| 7744000 | 7711065 10 38 SE-12-22-26-4 6,045 Sq. Feet 337 NELSON RD | |
| | R LAND & IMPROVEMENTS T 103 RESIDENTIAL LAND & IMPROVEMENTS Taxable Total: | 248,400 |



2020 Assessment Roll (Valuation Date 1-July, 2020) 2021 Taxation Year, Wheatland County

Assessment Year: 2020
Tax Year: 2021

| Roll | Legal Address | Total |
|-------------------------------------|--|---|
| 100% Alberta School Foundation Fund | | |
| 7745000 | 7711065 10 39 SE-12-22-26-4 6,514 Sq. Feet 333 NELSON RD | |
| R | LAND & IMPROVEMENTS | T 103 RESIDENTIAL LAND & IMPROVEMENTS Taxable Total: 100% Alberta School Foundation Fund |
| 7746000 | 7711065 10 40 SE-12-22-26-4 6,115 Sq. Feet 329 NELSON RD | |
| R | LAND & IMPROVEMENTS | T 103 RESIDENTIAL LAND & IMPROVEMENTS Taxable Total: 100% Alberta School Foundation Fund |
| 7747000 | 7711065 10 41 SE-12-22-26-4 6,036 Sq. Feet 325 NELSON RD | |
| R | LAND | T 104 RESIDENTIAL VACANT LAND Taxable Total: 100% Alberta School Foundation Fund |
| 7748000 | 7711065 10 42 SE-12-22-26-4 6,221 Sq. Feet 321 NELSON RD | |
| R | LAND & IMPROVEMENTS | T 103 RESIDENTIAL LAND & IMPROVEMENTS Taxable Total: 100% Alberta School Foundation Fund |
| 7749000 | 7711065 10 43 SE-12-22-26-4 5,938 Sq. Feet 145 BONITZ CRT | |
| R | LAND & IMPROVEMENTS | T 103 RESIDENTIAL LAND & IMPROVEMENTS Taxable Total: 100% Alberta School Foundation Fund |
| 7750000 | 7711065 10 44 SE-12-22-26-4 6,555 Sq. Feet 141 BONITZ CRT | |
| R | LAND & IMPROVEMENTS | T 103 RESIDENTIAL LAND & IMPROVEMENTS Taxable Total: 100% Alberta School Foundation Fund |
| 7751000 | 7711065 10 45 SE-12-22-26-4 6,343 Sq. Feet 137 BONITZ CRT | |
| R | LAND & IMPROVEMENTS | T 103 RESIDENTIAL LAND & IMPROVEMENTS Taxable Total: 100% Alberta School Foundation Fund |
| 7752000 | 7711065 10 46 SE-12-22-26-4 9,239 Sq. Feet 133 BONITZ CRT | |
| R | LAND & IMPROVEMENTS | T 103 RESIDENTIAL LAND & IMPROVEMENTS Taxable Total: 100% Alberta School Foundation Fund |
| 7753000 | 7711065 10 47 SE-12-22-26-4 9,344 Sq. Feet 129 BONITZ COURT | |



2020 Assessment Roll (Valuation Date 1-July, 2020) 2021 Taxation Year, Wheatland County

Assessment Year: 2020
Tax Year: 2021

| Roll | Legal Address | | | | Total |
|---------|---------------|---|-------|---|---------|
| | R | LAND & IMPROVEMENTS | T 103 | RESIDENTIAL LAND & IMPROVEMENTS Taxable Total: 100% Alberta School Foundation Fund | 352,000 |
| 7754000 | 7711065 10 48 | SE-12-22-26-4 10,080 Sq. Feet 125 BONITZ CRT | | | |
| | R | LAND & IMPROVEMENTS | T 103 | RESIDENTIAL LAND & IMPROVEMENTS Taxable Total: 100% Alberta School Foundation Fund | 278,700 |
| 7755000 | 7711065 10 49 | SE-12-22-26-4 7,664 Sq. Feet 121 BONITZ CRT | | | |
| | R | LAND & IMPROVEMENTS | T 103 | RESIDENTIAL LAND & IMPROVEMENTS Taxable Total: 100% Alberta School Foundation Fund | 285,500 |
| 7756000 | 7711065 10 50 | SE-12-22-26-4 6,946 Sq. Feet 117 BONITZ CRT | | | |
| | R | LAND & IMPROVEMENTS | T 103 | RESIDENTIAL LAND & IMPROVEMENTS Taxable Total: 100% Alberta School Foundation Fund | 303,300 |
| 7757000 | 7711065 10 51 | SE-12-22-26-4 6,907 Sq. Feet 113 BONITZ CRT | | | |
| | R | LAND & IMPROVEMENTS | T 103 | RESIDENTIAL LAND & IMPROVEMENTS Taxable Total: 100% Alberta School Foundation Fund | 200,100 |
| 7758000 | 7711065 10 52 | SE-12-22-26-4 6,050 Sq. Feet 109 BONITZ CRT | | | |
| | R | LAND & IMPROVEMENTS | T 103 | RESIDENTIAL LAND & IMPROVEMENTS Taxable Total: 100% Alberta School Foundation Fund | 195,900 |
| 7759000 | 7711065 10 53 | SE-12-22-26-4 6,050 Sq. Feet 105 BONITZ CRT | | | |
| | R | LAND & IMPROVEMENTS | T 103 | RESIDENTIAL LAND & IMPROVEMENTS Taxable Total: 100% Alberta School Foundation Fund | 192,300 |
| 7760000 | 7711065 10 54 | SE-12-22-26-4 6,158 Sq. Feet 101 BONITZ CRT | | | |
| | R | LAND & IMPROVEMENTS | T 103 | RESIDENTIAL LAND & IMPROVEMENTS Taxable Total: 100% Alberta School Foundation Fund | 180,000 |
| 7761000 | 7711065 11 1 | SE-12-22-26-4 6,991 Sq. Feet 302 NELSON RD | | | |
| | R | LAND & IMPROVEMENTS | T 103 | RESIDENTIAL LAND & IMPROVEMENTS Taxable Total: 100% Alberta School Foundation Fund | 214,700 |



2020 Assessment Roll (Valuation Date 1-July, 2020) 2021 Taxation Year, Wheatland County

Assessment Year: 2020
Tax Year: 2021

| Roll | Legal Address | Total |
|---------|---|---------|
| 7762000 | 7711065 11 2 SE-12-22-26-4 7,150 Sq. Feet 306 NELSON RD | |
| | R LAND & IMPROVEMENTS T 103 RESIDENTIAL LAND & IMPROVEMENTS Taxable Total: 100% Alberta School Foundation Fund | 222,500 |
| 7763000 | 7711065 11 3 SE-12-22-26-4 6,441 Sq. Feet 310 NELSON RD | |
| | R LAND & IMPROVEMENTS T 103 RESIDENTIAL LAND & IMPROVEMENTS Taxable Total: 100% Alberta School Foundation Fund | 215,800 |
| 7764000 | 7711065 11 4 SE-12-22-26-4 5,940 Sq. Feet 314 NELSON RD | |
| | R LAND & IMPROVEMENTS T 103 RESIDENTIAL LAND & IMPROVEMENTS Taxable Total: 100% Alberta School Foundation Fund | 215,700 |
| 7765000 | 7711065 11 5 SE-12-22-26-4 6,050 Sq. Feet 318 NELSON RD | |
| | R LAND & IMPROVEMENTS T 103 RESIDENTIAL LAND & IMPROVEMENTS Taxable Total: 100% Alberta School Foundation Fund | 270,600 |
| 7766000 | 7711065 11 6 SE-12-22-26-4 5,830 Sq. Feet 322 NELSON RD | |
| | R LAND & IMPROVEMENTS T 103 RESIDENTIAL LAND & IMPROVEMENTS Taxable Total: 100% Alberta School Foundation Fund | 193,100 |
| 7767000 | 7711065 11 7 SE-12-22-26-4 5,940 Sq. Feet 326 NELSON RD | |
| | R LAND & IMPROVEMENTS T 103 RESIDENTIAL LAND & IMPROVEMENTS Taxable Total: 100% Alberta School Foundation Fund | 299,700 |
| 7768000 | 7711065 11 8 SE-12-22-26-4 6,236 Sq. Feet 330 NELSON RD | |
| | R LAND & IMPROVEMENTS T 103 RESIDENTIAL LAND & IMPROVEMENTS Taxable Total: 100% Alberta School Foundation Fund | 214,100 |
| 7769000 | 7711065 11 9 SE-12-22-26-4 7,349 Sq. Feet 334 NELSON RD | |
| | R LAND & IMPROVEMENTS T 103 RESIDENTIAL LAND & IMPROVEMENTS Taxable Total: 100% Alberta School Foundation Fund | 307,100 |
| 7770000 | 7711065 11 10 SE-12-22-26-4 7,408 Sq. Feet 402 CHRISTENSEN CLOSE | |
| | R LAND & IMPROVEMENTS T 103 RESIDENTIAL LAND & IMPROVEMENTS Taxable Total: | 244,700 |



2020 Assessment Roll (Valuation Date 1-July, 2020) 2021 Taxation Year, Wheatland County

Assessment Year: 2020
Tax Year: 2021

| Roll | Legal Address | Total |
|-------------------------------------|--|---|
| 100% Alberta School Foundation Fund | | |
| 7771000 | 7711065 11 11 SE-12-22-26-4 6,808 Sq. Feet 406 CHRISTENSEN CLOSE | |
| R | LAND & IMPROVEMENTS | T 103 RESIDENTIAL LAND & IMPROVEMENTS Taxable Total: 100% Alberta School Foundation Fund |
| | | 289,400 |
| 7772000 | 7711065 11 12 SE-12-22-26-4 6,047 Sq. Feet 410 CHRISTENSEN CLOSE | |
| R | LAND & IMPROVEMENTS | T 103 RESIDENTIAL LAND & IMPROVEMENTS Taxable Total: 100% Alberta School Foundation Fund |
| | | 288,400 |
| 7773000 | 7711065 11 13 SE-12-22-26-4 6,050 Sq. Feet 414 CHRISTENSEN CLOSE | |
| R | LAND & IMPROVEMENTS | T 103 RESIDENTIAL LAND & IMPROVEMENTS Taxable Total: 100% Alberta School Foundation Fund |
| | | 264,700 |
| 7774000 | 7711065 11 14 SE-12-22-26-4 6,050 Sq. Feet 418 CHRISTENSEN CLOSE | |
| R | LAND & IMPROVEMENTS | T 103 RESIDENTIAL LAND & IMPROVEMENTS Taxable Total: 100% Alberta School Foundation Fund |
| | | 224,000 |
| 7775000 | 7711065 11 15 SE-12-22-26-4 7,195 Sq. Feet 422 CHRISTENSEN CLOSE | |
| R | LAND & IMPROVEMENTS | T 103 RESIDENTIAL LAND & IMPROVEMENTS Taxable Total: 100% Alberta School Foundation Fund |
| | | 310,600 |
| 7776000 | 7711065 11 16 SE-12-22-26-4 9,105 Sq. Feet 426 CHRISTENSEN CLOSE | |
| R | LAND & IMPROVEMENTS | T 103 RESIDENTIAL LAND & IMPROVEMENTS Taxable Total: 100% Alberta School Foundation Fund |
| | | 227,500 |
| 7777000 | 7711065 11 17 SE-12-22-26-4 10,384 Sq. Feet 430 CHRISTENSEN CLOSE | |
| R | LAND & IMPROVEMENTS | T 103 RESIDENTIAL LAND & IMPROVEMENTS Taxable Total: 100% Alberta School Foundation Fund |
| | | 242,300 |
| 7778000 | 7711065 11 18 SE-12-22-26-4 9,858 Sq. Feet 425 CHRISTENSEN CLOSE | |
| R | LAND & IMPROVEMENTS | T 103 RESIDENTIAL LAND & IMPROVEMENTS Taxable Total: 100% Alberta School Foundation Fund |
| | | 334,500 |
| 7779000 | 7711065 11 19 SE-12-22-26-4 9,912 Sq. Feet 421 CHRISTENSEN CLOSE | |



2020 Assessment Roll (Valuation Date 1-July, 2020) 2021 Taxation Year, Wheatland County

Assessment Year: 2020
Tax Year: 2021

| Roll | Legal Address | | | | Total |
|---------|---------------|---|-------|---|---------|
| | R | LAND & IMPROVEMENTS | T 103 | RESIDENTIAL LAND & IMPROVEMENTS Taxable Total: 100% Alberta School Foundation Fund | 281,600 |
| 7780000 | 7711065 11 20 | SE-12-22-26-4 7,195 Sq. Feet 417 CHRISTENSEN CLOSE | | | |
| | R | LAND & IMPROVEMENTS | T 103 | RESIDENTIAL LAND & IMPROVEMENTS Taxable Total: 100% Alberta School Foundation Fund | 234,000 |
| 7781000 | 7711065 11 21 | SE-12-22-26-4 6,600 Sq. Feet 413 CHRISTENSEN CLOSE | | | |
| | R | LAND & IMPROVEMENTS | T 103 | RESIDENTIAL LAND & IMPROVEMENTS Taxable Total: 100% Alberta School Foundation Fund | 273,500 |
| 7782000 | 7711065 11 22 | SE-12-22-26-4 6,600 Sq. Feet 409 CHRISTENSEN CLOSE | | | |
| | R | LAND & IMPROVEMENTS | T 103 | RESIDENTIAL LAND & IMPROVEMENTS Taxable Total: 100% Alberta School Foundation Fund | 240,600 |
| 7783000 | 7711065 11 23 | SE-12-22-26-4 7,124 Sq. Feet 405 CHRISTENSEN CLOSE | | M & L Lash Design | |
| | R | LAND & IMPROVEMENTS | T 103 | RESIDENTIAL LAND & IMPROVEMENTS | 241,960 |
| | NR | | T 105 | NON-RESEIDENTIAL LAND & IMPROVEMENTS | 18,340 |
| | | | | 100% Alberta School Foundation Fund Taxable Total: | 260,300 |
| 7784000 | 7711065 11 24 | SE-12-22-26-4 6,624 Sq. Feet 401 CHRISTENSEN CLOSE | | | |
| | R | LAND & IMPROVEMENTS | T 103 | RESIDENTIAL LAND & IMPROVEMENTS Taxable Total: 100% Alberta School Foundation Fund | 191,700 |
| 7785000 | 7711065 11 25 | SE-12-22-26-4 6,485 Sq. Feet 402 COLE CRES | | | |
| | R | LAND & IMPROVEMENTS | T 103 | RESIDENTIAL LAND & IMPROVEMENTS Taxable Total: 100% Alberta School Foundation Fund | 247,400 |
| 7786000 | 7711065 11 26 | SE-12-22-26-4 6,050 Sq. Feet 404 COLE CRES | | | |
| | R | LAND & IMPROVEMENTS | T 103 | RESIDENTIAL LAND & IMPROVEMENTS Taxable Total: 100% The Golden Hills Reg. Div. 15 | 257,300 |
| 7787000 | 7711065 11 27 | SE-12-22-26-4 6,050 Sq. Feet 406 COLE CRES | | | |
| | R | LAND & IMPROVEMENTS | T 103 | RESIDENTIAL LAND & IMPROVEMENTS Taxable Total: 100% The Golden Hills Reg. Div. 15 | 198,000 |



2020 Assessment Roll (Valuation Date 1-July, 2020) 2021 Taxation Year, Wheatland County

Assessment Year: 2020
Tax Year: 2021

| Roll | Legal Address | Total |
|---------|---|---------|
| 7788000 | 7711065 11 28 SE-12-22-26-4 6,270 Sq. Feet 408 COLE CRES | |
| | R LAND & IMPROVEMENTS T 103 RESIDENTIAL LAND & IMPROVEMENTS Taxable Total: 100% Alberta School Foundation Fund | 218,500 |
| 7789000 | 7711065 11 29 SE-12-22-26-4 6,044 Sq. Feet 410 COLE CRES | |
| | R LAND & IMPROVEMENTS T 103 RESIDENTIAL LAND & IMPROVEMENTS Taxable Total: 100% Alberta School Foundation Fund | 204,100 |
| 7790000 | 7711065 11 30 SE-12-22-26-4 6,752 Sq. Feet 412 COLE CRES | |
| | R LAND & IMPROVEMENTS T 103 RESIDENTIAL LAND & IMPROVEMENTS Taxable Total: 100% Alberta School Foundation Fund | 215,700 |
| 7791000 | 7711065 11 31 SE-12-22-26-4 8,354 Sq. Feet 414 COLE CRES | |
| | R LAND & IMPROVEMENTS T 103 RESIDENTIAL LAND & IMPROVEMENTS Taxable Total: 100% Alberta School Foundation Fund | 224,200 |
| 7792000 | 7711065 11 32 SE-12-22-26-4 7,971 Sq. Feet 416 COLE CRES | |
| | R LAND & IMPROVEMENTS T 103 RESIDENTIAL LAND & IMPROVEMENTS Taxable Total: 100% Alberta School Foundation Fund | 227,900 |
| 7793000 | 7711065 11 33 SE-12-22-26-4 7,096 Sq. Feet 418 COLE CRES | |
| | R LAND & IMPROVEMENTS T 103 RESIDENTIAL LAND & IMPROVEMENTS Taxable Total: 100% Alberta School Foundation Fund | 227,200 |
| 7794000 | 7711065 11 34 SE-12-22-26-4 6,062 Sq. Feet 420 COLE CRES | |
| | R LAND & IMPROVEMENTS T 103 RESIDENTIAL LAND & IMPROVEMENTS Taxable Total: 100% Alberta School Foundation Fund | 270,800 |
| 7795000 | 7711065 11 35 SE-12-22-26-4 6,060 Sq. Feet 422 COLE CRES | |
| | R LAND & IMPROVEMENTS T 103 RESIDENTIAL LAND & IMPROVEMENTS Taxable Total: 100% Alberta School Foundation Fund | 215,000 |
| 7796000 | 7711065 11 36 SE-12-22-26-4 5,949 Sq. Feet 424 COLE CRES | |
| | R LAND & IMPROVEMENTS T 103 RESIDENTIAL LAND & IMPROVEMENTS Taxable Total: | 230,900 |



2020 Assessment Roll (Valuation Date 1-July, 2020) 2021 Taxation Year, Wheatland County

Assessment Year: 2020
Tax Year: 2021

| Roll | Legal Address | Total |
|-------------------------------------|---|---|
| 100% Alberta School Foundation Fund | | |
| 7797000 | 7711065 11 37 SE-12-22-26-4 6,058 Sq. Feet 426 COLE CRES | |
| R | LAND & IMPROVEMENTS | T 103 RESIDENTIAL LAND & IMPROVEMENTS Taxable Total: 100% Alberta School Foundation Fund |
| 7798000 | 7711065 11 38 SE-12-22-26-4 6,056 Sq. Feet 428 COLE CRES | |
| R | LAND & IMPROVEMENTS | T 103 RESIDENTIAL LAND & IMPROVEMENTS Taxable Total: 100% Alberta School Foundation Fund |
| 7799000 | 7711065 11 39 SE-12-22-26-4 5,503 Sq. Feet 430 COLE CRESCENT | |
| R | LAND & IMPROVEMENTS | T 103 RESIDENTIAL LAND & IMPROVEMENTS Taxable Total: 100% Alberta School Foundation Fund |
| 7800000 | 7711065 11 40 SE-12-22-26-4 6,603 Sq. Feet 432 COLE CRESCENT | |
| R | LAND & IMPROVEMENTS | T 103 RESIDENTIAL LAND & IMPROVEMENTS Taxable Total: 100% Alberta School Foundation Fund |
| 7801000 | 7711065 11 41 SE-12-22-26-4 7,234 Sq. Feet 434 COLE CRES | |
| R | LAND & IMPROVEMENTS | T 103 RESIDENTIAL LAND & IMPROVEMENTS Taxable Total: 100% Alberta School Foundation Fund |
| 7802000 | 7711065 11 42 SE-12-22-26-4 7,418 Sq. Feet 436 COLE CRES | |
| R | LAND & IMPROVEMENTS | T 103 RESIDENTIAL LAND & IMPROVEMENTS Taxable Total: 100% Alberta School Foundation Fund |
| 7803000 | 7711065 11 43 SE-12-22-26-4 8,575 Sq. Feet 438 COLE CRES | |
| R | LAND & IMPROVEMENTS | T 103 RESIDENTIAL LAND & IMPROVEMENTS Taxable Total: 100% Alberta School Foundation Fund |
| 7804000 | 7711065 11 44 SE-12-22-26-4 6,320 Sq. Feet 440 COLE CRES | |
| R | LAND & IMPROVEMENTS | T 103 RESIDENTIAL LAND & IMPROVEMENTS Taxable Total: 100% Alberta School Foundation Fund |
| 7805000 | 7711065 11 45 SE-12-22-26-4 6,564 Sq. Feet 442 COLE CRES | |



2020 Assessment Roll (Valuation Date 1-July, 2020) 2021 Taxation Year, Wheatland County

Assessment Year: 2020
Tax Year: 2021

| Roll | Legal Address | | | | Total |
|---------|---------------|---|-------|---|---------|
| | R | LAND & IMPROVEMENTS | T 103 | RESIDENTIAL LAND & IMPROVEMENTS Taxable Total: 100% Christ The Redeemer Reg. 3 | 205,300 |
| 7806000 | 7711065 11 46 | SE-12-22-26-4 6,327 Sq. Feet 444 COLE CRES | | | |
| | R | LAND & IMPROVEMENTS | T 103 | RESIDENTIAL LAND & IMPROVEMENTS Taxable Total: 100% Alberta School Foundation Fund | 223,400 |
| 7807000 | 7711065 11 47 | SE-12-22-26-4 7,502 Sq. Feet 446 COLE CRES | | | |
| | R | LAND & IMPROVEMENTS | T 103 | RESIDENTIAL LAND & IMPROVEMENTS Taxable Total: 100% Alberta School Foundation Fund | 221,400 |
| 7808000 | 7711065 11 48 | SE-12-22-26-4 7,398 Sq. Feet 448 COLE CRES | | | |
| | R | LAND & IMPROVEMENTS | T 103 | RESIDENTIAL LAND & IMPROVEMENTS Taxable Total: 100% Alberta School Foundation Fund | 259,600 |
| 7809000 | 7711065 11 49 | SE-12-22-26-4 6,907 Sq. Feet 450 COLE CRES | | | |
| | R | LAND & IMPROVEMENTS | T 103 | RESIDENTIAL LAND & IMPROVEMENTS Taxable Total: 100% Alberta School Foundation Fund | 221,500 |
| 7810000 | 7711065 11 50 | SE-12-22-26-4 6,264 Sq. Feet 452 COLE CRES | | | |
| | R | LAND & IMPROVEMENTS | T 103 | RESIDENTIAL LAND & IMPROVEMENTS Taxable Total: 100% Alberta School Foundation Fund | 218,700 |
| 7811000 | 7711065 11 51 | SE-12-22-26-4 6,441 Sq. Feet 402 MCKINNON DR | | | |
| | R | LAND & IMPROVEMENTS | T 103 | RESIDENTIAL LAND & IMPROVEMENTS Taxable Total: 100% Alberta School Foundation Fund | 270,100 |
| 7812000 | 7711065 11 52 | SE-12-22-26-4 6,050 Sq. Feet 406 MCKINNON DR | | | |
| | R | LAND & IMPROVEMENTS | T 103 | RESIDENTIAL LAND & IMPROVEMENTS Taxable Total: 100% Alberta School Foundation Fund | 197,900 |
| 7813000 | 7711065 11 53 | SE-12-22-26-4 6,050 Sq. Feet 410 MCKINNON DR | | | |
| | R | LAND & IMPROVEMENTS | T 103 | RESIDENTIAL LAND & IMPROVEMENTS Taxable Total: 100% Alberta School Foundation Fund | 247,000 |



2020 Assessment Roll (Valuation Date 1-July, 2020) 2021 Taxation Year, Wheatland County

Assessment Year: 2020
Tax Year: 2021

| Roll | Legal Address | Total |
|---------|---|-----------------------------|
| 7814000 | 7711065 11 54 SE-12-22-26-4 6,338 Sq. Feet 414 MCKINNON DR | |
| | R LAND & IMPROVEMENTS T 103 RESIDENTIAL LAND & IMPROVEMENTS Taxable Total: 100% Alberta School Foundation Fund | 193,400 |
| 7815000 | 7711065 11 55 SE-12-22-26-4 6,426 Sq. Feet 418 MCKINNON DR | |
| | R LAND & IMPROVEMENTS T 103 RESIDENTIAL LAND & IMPROVEMENTS Taxable Total: 100% Alberta School Foundation Fund | 167,700 |
| 7816000 | 7711065 11 56 SE-12-22-26-4 6,050 Sq. Feet 422 MCKINNON DR | |
| | R LAND & IMPROVEMENTS T 103 RESIDENTIAL LAND & IMPROVEMENTS Taxable Total: 100% Alberta School Foundation Fund | 174,300 |
| 7817000 | 7711065 11 57 SE-12-22-26-4 6,160 Sq. Feet 426 MCKINNON DR | |
| | R LAND & IMPROVEMENTS T 103 RESIDENTIAL LAND & IMPROVEMENTS Taxable Total: 100% Alberta School Foundation Fund | 192,200 |
| 7818000 | 7711065 11 58 SE-12-22-26-4 6,160 Sq. Feet 430 MCKINNON DR | |
| | R LAND & IMPROVEMENTS T 103 RESIDENTIAL LAND & IMPROVEMENTS Taxable Total: 100% Alberta School Foundation Fund | 206,600 |
| 7819000 | 7711065 11 59 SE-12-22-26-4 5,940 Sq. Feet 434 MCKINNON DR | |
| | R LAND & IMPROVEMENTS T 103 RESIDENTIAL LAND & IMPROVEMENTS Taxable Total: 100% Alberta School Foundation Fund | 190,600 |
| 7820000 | 7711065 11 60 SE-12-22-26-4 5,940 Sq. Feet 438 MCKINNON DR | |
| | R LAND & IMPROVEMENTS T 103 RESIDENTIAL LAND & IMPROVEMENTS Taxable Total: 100% Alberta School Foundation Fund | 182,800 |
| 7821000 | 7711065 11 61 SE-12-22-26-4 6,268 Sq. Feet 442 MCKINNON DR | |
| | R LAND & IMPROVEMENTS T 103 RESIDENTIAL LAND & IMPROVEMENTS Taxable Total: 100% Alberta School Foundation Fund | 234,700 |
| 7822000 | 7711065 11 U62 SE-12-22-26-4 1,600 Sq. Feet | Atco Metering Station 50615 |
| | ME-D LAND & IMPROVEMENTS T 8 DIP MACHINERY & EQUIPMENT | 51,170 |



2020 Assessment Roll (Valuation Date 1-July, 2020) 2021 Taxation Year, Wheatland County

Assessment Year: 2020
Tax Year: 2021

| Roll | Legal Address | | | | Total |
|---------|--|-------|----------------------------------|-------------------|---------|
| | NR-D | T 106 | DIP NON-RES. LAND & IMPROVEMENTS | | 52,940 |
| | | 100% | Alberta School Foundation Fund | Taxable Total: | 104,110 |
| 7823000 | 7711065 11 R-63 SE-12-22-26-4 0.47 Acres | | | RESERVE (RD BERM) | |
| | NR LAND | E 157 | PUBLIC PARKS EXEMPT | Exempt Total: | 31,950 |
| | | 100% | Alberta School Foundation Fund | | |
| 7824000 | 7711065 12 1 SE-12-22-26-4 6,991 Sq. Feet 401 COLE CRES | | | | |
| | R LAND & IMPROVEMENTS | T 103 | RESIDENTIAL LAND & IMPROVEMENTS | Taxable Total: | 208,000 |
| | | 100% | Alberta School Foundation Fund | | |
| 7825000 | 7711065 12 2 SE-12-22-26-4 6,600 Sq. Feet 403 COLE CRES | | | | |
| | R LAND & IMPROVEMENTS | T 103 | RESIDENTIAL LAND & IMPROVEMENTS | Taxable Total: | 237,400 |
| | | 100% | Alberta School Foundation Fund | | |
| 7826000 | 7711065 12 3 SE-12-22-26-4 6,600 Sq. Feet 405 COLE CRESCENT | | | | |
| | R LAND & IMPROVEMENTS | T 103 | RESIDENTIAL LAND & IMPROVEMENTS | Taxable Total: | 225,300 |
| | | 100% | Alberta School Foundation Fund | | |
| 7827000 | 7711065 12 4 SE-12-22-26-4 6,600 Sq. Feet 407 COLE CRES | | | | |
| | R LAND | T 104 | RESIDENTIAL VACANT LAND | Taxable Total: | 68,800 |
| | | 100% | Alberta School Foundation Fund | | |
| 7828000 | 7711065 12 5 SE-12-22-26-4 6,991 Sq. Feet 409 COLE CRES | | | | |
| | R LAND & IMPROVEMENTS | T 103 | RESIDENTIAL LAND & IMPROVEMENTS | Taxable Total: | 292,100 |
| | | 100% | Alberta School Foundation Fund | | |
| 7829000 | 7711065 12 6 SE-12-22-26-4 6,487 Sq. Feet 411 COLE CRES | | | | |
| | R LAND & IMPROVEMENTS | T 103 | RESIDENTIAL LAND & IMPROVEMENTS | Taxable Total: | 219,800 |
| | | 100% | Alberta School Foundation Fund | | |
| 7830000 | 7711065 12 7 SE-12-22-26-4 6,600 Sq. Feet 413 COLE CRES | | | | |
| | R LAND & IMPROVEMENTS | T 103 | RESIDENTIAL LAND & IMPROVEMENTS | Taxable Total: | 264,300 |
| | | 100% | Alberta School Foundation Fund | | |



2020 Assessment Roll (Valuation Date 1-July, 2020) 2021 Taxation Year, Wheatland County

Assessment Year: 2020
Tax Year: 2021

| Roll | Legal Address | Total |
|---------|---|---------------------|
| 7831000 | 7711065 12 8 SE-12-22-26-4 6,600 Sq. Feet 415 COLE CRES | |
| | R LAND & IMPROVEMENTS T 103 RESIDENTIAL LAND & IMPROVEMENTS Taxable Total: 100% Alberta School Foundation Fund | 217,700 |
| 7832000 | 7711065 12 9 SE-12-22-26-4 6,487 Sq. Feet 417 COLE CRES | |
| | R LAND & IMPROVEMENTS T 103 RESIDENTIAL LAND & IMPROVEMENTS Taxable Total: 100% Alberta School Foundation Fund | 284,700 |
| 7833000 | 7711065 12 10 SE-12-22-26-4 6,913 Sq. Feet 419 COLE CRES | |
| | R LAND & IMPROVEMENTS T 103 RESIDENTIAL LAND & IMPROVEMENTS Taxable Total: 100% Alberta School Foundation Fund | 275,100 |
| 7834000 | 7711065 12 11 SE-12-22-26-4 6,600 Sq. Feet 421 COLE CRES | |
| | R LAND & IMPROVEMENTS T 103 RESIDENTIAL LAND & IMPROVEMENTS Taxable Total: 100% Alberta School Foundation Fund | 263,200 |
| 7835000 | 7711065 12 12 SE-12-22-26-4 7,148 Sq. Feet 423 COLE CRES | |
| | R LAND & IMPROVEMENTS T 103 RESIDENTIAL LAND & IMPROVEMENTS Taxable Total: 100% Alberta School Foundation Fund | 266,500 |
| 7836000 | 7711065 12 13 SE-12-22-26-4 7,149 Sq. Feet 425 COLE CRES | |
| | R LAND & IMPROVEMENTS T 103 RESIDENTIAL LAND & IMPROVEMENTS Taxable Total: 100% Alberta School Foundation Fund | 236,000 |
| 7837000 | 7711065 12 14 SE-12-22-26-4 8,390 Sq. Feet 427 COLE CRES | |
| | R LAND & IMPROVEMENTS T 103 RESIDENTIAL LAND & IMPROVEMENTS Taxable Total: 100% Alberta School Foundation Fund | 283,400 |
| 7838000 | 7711065 12 R15 SE-12-22-26-4 0.80 Acres | PARK Carseland Park |
| | NR LAND E 157 PUBLIC PARKS EXEMPT Exempt Total: 100% Alberta School Foundation Fund | 142,740 |
| 7839000 | 7711065 13 1 SE-12-22-26-4 5,891 Sq. Feet 301 MCKINNON DR | |
| | R LAND & IMPROVEMENTS T 103 RESIDENTIAL LAND & IMPROVEMENTS Taxable Total: | 240,600 |



2020 Assessment Roll (Valuation Date 1-July, 2020) 2021 Taxation Year, Wheatland County

Assessment Year: 2020
Tax Year: 2021

| Roll | Legal Address | Total |
|---------|---|---------|
| | 100% Alberta School Foundation Fund | |
| 7840000 | 7711065 13 2 SE-12-22-26-4 6,050 Sq. Feet 305 MCKINNON DR | |
| R | LAND & IMPROVEMENTS | |
| | T 103 RESIDENTIAL LAND & IMPROVEMENTS Taxable Total: 100% The Golden Hills Reg. Div. 15 | 196,300 |
| 7841000 | 7711065 13 3 SE-12-22-26-4 5,775 Sq. Feet 309 MCKINNON DR | |
| R | LAND & IMPROVEMENTS | |
| | T 103 RESIDENTIAL LAND & IMPROVEMENTS Taxable Total: 100% Alberta School Foundation Fund | 214,900 |
| 7842000 | 7711065 13 4 SE-12-22-26-4 5,940 Sq. Feet 313 MCKINNON DR | |
| R | LAND & IMPROVEMENTS | |
| | T 103 RESIDENTIAL LAND & IMPROVEMENTS Taxable Total: 100% Alberta School Foundation Fund | 225,400 |
| 7843000 | 7711065 13 5 SE-12-22-26-4 5,940 Sq. Feet 317 MCKINNON DR | |
| R | LAND & IMPROVEMENTS | |
| | T 103 RESIDENTIAL LAND & IMPROVEMENTS Taxable Total: 100% Alberta School Foundation Fund | 206,400 |
| 7844000 | 7711065 13 6 SE-12-22-26-4 6,050 Sq. Feet 321 MCKINNON DR | |
| R | LAND & IMPROVEMENTS | |
| | T 103 RESIDENTIAL LAND & IMPROVEMENTS Taxable Total: 100% Alberta School Foundation Fund | 202,200 |
| 7845000 | 7711065 13 7 SE-12-22-26-4 6,050 Sq. Feet 325 MCKINNON DR | |
| R | LAND & IMPROVEMENTS | |
| | T 103 RESIDENTIAL LAND & IMPROVEMENTS Taxable Total: 100% Alberta School Foundation Fund | 192,100 |
| 7846000 | 7711065 13 8 SE-12-22-26-4 6,050 Sq. Feet 401 MCKINNON DR | |
| R | LAND & IMPROVEMENTS | |
| | T 103 RESIDENTIAL LAND & IMPROVEMENTS Taxable Total: 100% Alberta School Foundation Fund | 204,200 |
| 7847000 | 7711065 13 9 SE-12-22-26-4 6,050 Sq. Feet 405 MCKINNON DR | |
| R | LAND & IMPROVEMENTS | |
| | T 103 RESIDENTIAL LAND & IMPROVEMENTS Taxable Total: 100% Alberta School Foundation Fund | 204,400 |
| 7848000 | 7711065 13 10 SE-12-22-26-4 6,050 Sq. Feet 409 MCKINNON DR | |



2020 Assessment Roll (Valuation Date 1-July, 2020) 2021 Taxation Year, Wheatland County

Assessment Year: 2020
Tax Year: 2021

| Roll | Legal Address | | | | Total |
|---------|----------------------|---|---|---|---------|
| | R | LAND & IMPROVEMENTS | T 103 | RESIDENTIAL LAND & IMPROVEMENTS Taxable Total: 100% Alberta School Foundation Fund | 190,900 |
| 7849000 | 7711065 13 11 | SE-12-22-26-4 6,236 Sq. Feet 413 MCKINNON DR | | | |
| | R | LAND & IMPROVEMENTS | T 103 | RESIDENTIAL LAND & IMPROVEMENTS Taxable Total: 100% Alberta School Foundation Fund | 208,000 |
| 7850000 | 7711065 13 12 | SE-12-22-26-4 6,000 Sq. Feet 417 MCKINNON DR | | | |
| | R | LAND & IMPROVEMENTS | T 103 | RESIDENTIAL LAND & IMPROVEMENTS Taxable Total: 100% Alberta School Foundation Fund | 167,100 |
| 7851000 | 7711065 13 13 | SE-12-22-26-4 6,270 Sq. Feet 421 MCKINNON DR | | | |
| | R | LAND & IMPROVEMENTS | T 103 | RESIDENTIAL LAND & IMPROVEMENTS Taxable Total: 100% Alberta School Foundation Fund | 222,800 |
| 7852000 | 7711065 13 14 | SE-12-22-26-4 5,980 Sq. Feet 425 MCKINNON DR | | | |
| | R | LAND & IMPROVEMENTS | T 103 | RESIDENTIAL LAND & IMPROVEMENTS Taxable Total: 100% Alberta School Foundation Fund | 210,000 |
| 7853000 | 7711065 13 15 | SE-12-22-26-4 5,940 Sq. Feet 429 MCKINNON DR | | | |
| | R | LAND & IMPROVEMENTS | T 103 | RESIDENTIAL LAND & IMPROVEMENTS Taxable Total: 100% Alberta School Foundation Fund | 186,000 |
| 7854000 | 7711065 13 16 | SE-12-22-26-4 5,940 Sq. Feet 433 MCKINNON DR | | | |
| | R | LAND & IMPROVEMENTS | T 103 | RESIDENTIAL LAND & IMPROVEMENTS Taxable Total: 100% Alberta School Foundation Fund | 220,000 |
| 7855000 | 7711065 13 17 | SE-12-22-26-4 6,048 Sq. Feet 437 MCKINNON DR | | | |
| | R | LAND & IMPROVEMENTS | T 103 | RESIDENTIAL LAND & IMPROVEMENTS Taxable Total: 100% Alberta School Foundation Fund | 236,800 |
| 7855001 | SE-12-22-26-4 | 26.67 Acres | SW-N of R/R Ball Diamonds Carseland Ball Diamonds | | |
| | 404 RAILWAY AVE WEST | | | | |
| | NR | LAND & IMPROVEMENTS | E 157 | PUBLIC PARKS EXEMPT 100% Alberta School Foundation Fund | 597,880 |



2020 Assessment Roll (Valuation Date 1-July, 2020) 2021 Taxation Year, Wheatland County

Assessment Year: 2020
Tax Year: 2021

| Roll | Legal Address | Total |
|---------|--|---|
| 7855010 | 1510678 14 1PUL SE-12-22-26-4 0.30 Acres 400 RAILWAY AVE WEST | N of R/R SE of Ball Diamonds Carseland Sewer Lift Station |
| | NR LAND & IMPROVEMENTS E 155 WHEATLAND COUNTY EXEMPT 100% Alberta School Foundation Fund | Exempt Total: 91,380 |
| 7855100 | 1611714 1 1PUL NE-12-22-26-4 3.36 Acres | S of LSD 9 |
| | NR LAND E 155 WHEATLAND COUNTY EXEMPT 100% Alberta School Foundation Fund | Exempt Total: 23,160 |
| 7856000 | NE-1-23-25-4 120.00 Acres | LSD 10, 15 & 16 |
| | F LAND T 1 FARMLAND 100% The Golden Hills Reg. Div. 15 | Taxable Total: 13,890 |
| 7857000 | NE-1-23-25-4 40.00 Acres | LSD 9 |
| | F LAND T 1 FARMLAND 100% The Golden Hills Reg. Div. 15 | Taxable Total: 3,460 |
| 7858000 | NW-1-23-25-4 158.00 Acres | |
| | F LAND T 1 FARMLAND 100% The Golden Hills Reg. Div. 15 | Taxable Total: 37,670 |
| 7859000 | SE-1-23-25-4 78.37 Acres | LSD 1 & 8 |
| | F LAND T 1 FARMLAND 100% Alberta School Foundation Fund | Taxable Total: 6,360 |
| 7860000 | SE-1-23-25-4 78.37 Acres 250040 TWP RD 230 | LSD 2 & 7 |
| | F LAND & IMPROVEMENTS T 1 FARMLAND R T 103 RESIDENTIAL LAND & IMPROVEMENTS 100% Alberta School Foundation Fund | 13,280 312,000 Taxable Total: 325,280 |
| 7861000 | SW-1-23-25-4 116.09 Acres | LSD 4, 5 & 6 |
| | F LAND T 1 FARMLAND 100% Alberta School Foundation Fund | Taxable Total: 24,600 |
| 7861010 | IRR983 RW 23 W -1-23-25-4 4.00 Acres | CANAL R-O-W |



2020 Assessment Roll (Valuation Date 1-July, 2020) 2021 Taxation Year, Wheatland County

Assessment Year: 2020
Tax Year: 2021

| Roll | Legal Address | | | | | | Total |
|---------|-------------------|--------------------------|---|------|-------------------------------------|-----------------------------|---------|
| | NR | LAND | E | 167 | WESTERN IRRIGATION DIST EXEMPT | Exempt Total: | 66,430 |
| | | | | 100% | Alberta School Foundation Fund | | |
| 7862000 | SW-1-23-25-4 | 38.52 Acres | | | | LSD 3 | |
| | 250044 TWP RD 230 | | | | | | |
| | F | LAND & IMPROVEMENTS | T | 1 | FARMLAND | | 7,370 |
| | R | | T | 103 | RESIDENTIAL LAND & IMPROVEMENTS | | 291,490 |
| | | | | | | Taxable Total: | 298,860 |
| | R | | E | 901 | RURAL RESIDENCE EXEMPTION (RAP) | | 51,610 |
| | R | | E | 903 | FARM BUILDING EXEMPT | | 64,390 |
| | | | | | 100% Alberta School Foundation Fund | Exempt Total: | 116,000 |
| | | | | | | Totals: | 414,860 |
| 7863000 | NE-2-23-25-4 | 79.55 Acres | | | | LSD 10 & 15 | |
| | F | LAND | T | 1 | FARMLAND | Taxable Total: | 6,750 |
| | | | | | 100% Alberta School Foundation Fund | | |
| 7864000 | NE-2-23-25-4 | 77.65 Acres | | | | LSD 9 & 16 | |
| | F | LAND | T | 1 | FARMLAND | Taxable Total: | 12,360 |
| | | | | | 100% The Golden Hills Reg. Div. 15 | | |
| 7865000 | NW-2-23-25-4 | 56.61 Acres | | | | SE PART LSD 12 & ALL LSD 11 | |
| | 230041A HWY 817 | | | | | | |
| | F | LAND & IMPROVEMENTS | T | 1 | FARMLAND | | 6,920 |
| | R | | T | 103 | RESIDENTIAL LAND & IMPROVEMENTS | | 405,830 |
| | | | | | | Taxable Total: | 412,750 |
| | R | | E | 901 | RURAL RESIDENCE EXEMPTION (RAP) | | 10,070 |
| | | | | | 100% The Golden Hills Reg. Div. 15 | Totals: | 422,820 |
| 7865010 | 2010896 1 2 | NW-2-23-25-4 21.43 Acres | | | | MOSTLY LSD 12 | |
| | F | LAND | T | 1 | FARMLAND | Taxable Total: | 3,150 |
| | | | | | 100% Alberta School Foundation Fund | | |
| 7866010 | NW-2-23-25-4 | 66.17 Acres | | | | North Half | |
| | F | LAND | T | 1 | FARMLAND | Taxable Total: | 12,920 |
| | | | | | 100% Alberta School Foundation Fund | | |
| 7866020 | NW-2-23-25-4 | 4.80 Acres | | | | Ptn. of LSD 13 SW of Canal | |
| | 230067 HWY 817 | | | | | | |



2020 Assessment Roll (Valuation Date 1-July, 2020) 2021 Taxation Year, Wheatland County

Assessment Year: 2020
Tax Year: 2021

| Roll | Legal Address | | | | Total |
|--|--|---------------------|---|-------------------------------------|---------|
| 7866030 | F | LAND & IMPROVEMENTS | T | 1 FARMLAND | 190 |
| | R | | T | 103 RESIDENTIAL LAND & IMPROVEMENTS | 493,010 |
| | | | | Taxable Total: | 493,200 |
| | R | | E | 901 RURAL RESIDENCE EXEMPTION (RAP) | 190 |
| | R | | E | 903 FARM BUILDING EXEMPT | 29,770 |
| | | | | 100% Alberta School Foundation Fund | 29,960 |
| | | | | Exempt Total: | 29,960 |
| | | | | Totals: | 523,160 |
| | 9611670 1 NW-2-23-25-4 3.51 Acres Northwest Corner | | | | |
| | 230079 HWY 817 | | | | |
| 7867000 | F | LAND & IMPROVEMENTS | T | 1 FARMLAND | 90 |
| | R | | T | 103 RESIDENTIAL LAND & IMPROVEMENTS | 534,510 |
| | | | | Taxable Total: | 534,600 |
| | R | | E | 901 RURAL RESIDENCE EXEMPTION (RAP) | 90 |
| | | | | 100% Alberta School Foundation Fund | 534,690 |
| SE-2-23-25-4 151.63 Acres | | | | | |
| 7867010 | F | LAND | T | 1 FARMLAND | 27,470 |
| | | | | 100% Alberta School Foundation Fund | |
| 1014177 1 1 SE-2-23-25-4 5.02 Acres SW CORNER | | | | | |
| 252042 TWP RD 230 | | | | | |
| 7868000 | F | LAND & IMPROVEMENTS | T | 1 FARMLAND | 120 |
| | R | | T | 103 RESIDENTIAL LAND & IMPROVEMENTS | 510,300 |
| | | | | Taxable Total: | 510,420 |
| | R | | E | 901 RURAL RESIDENCE EXEMPTION (RAP) | 34,340 |
| | R | | E | 903 FARM BUILDING EXEMPT | 77,760 |
| | | | | 100% Alberta School Foundation Fund | 112,100 |
| | | | | Exempt Total: | 112,100 |
| | | | | Totals: | 622,520 |
| SW-2-23-25-4 151.14 Acres | | | | | |
| 7869000 | F | LAND & IMPROVEMENTS | T | 1 FARMLAND | 18,450 |
| | R | | E | 903 FARM BUILDING EXEMPT | 29,190 |
| | | | | 100% The Golden Hills Reg. Div. 15 | 47,640 |
| SW-2-23-25-4 2.00 Acres CAIRNHILL COMMUNITY CENTRE Cairnhill Community Centre/Hall | | | | | |
| 251050 TWP RD 230 | | | | | |
| 7869000 | NR | LAND & IMPROVEMENTS | E | 165 CHARITABLE & WELFARE EXEMPT | 481,740 |
| | | | | 100% Alberta School Foundation Fund | |



2020 Assessment Roll (Valuation Date 1-July, 2020) 2021 Taxation Year, Wheatland County

Assessment Year: 2020
Tax Year: 2021

| Roll | Legal Address | | | | | | Total |
|---------|------------------------|--------------|-------|-------------------------------------|----------------|--|---------|
| 7870000 | NE-3-23-25-4 | 159.05 Acres | | | | | |
| | F LAND | | T 1 | FARMLAND | Taxable Total: | | 26,780 |
| | | | | 100% The Golden Hills Reg. Div. 15 | | | |
| 7871000 | NW-3-23-25-4 | 160.00 Acres | | | | | |
| | F LAND | | T 1 | FARMLAND | Taxable Total: | | 28,690 |
| | | | | 100% The Golden Hills Reg. Div. 15 | | | |
| 7872000 | SE-3-23-25-4 | 155.49 Acres | | | | | |
| | 230038 HWY 817 | | | | | | |
| | F LAND & IMPROVEMENTS | | T 1 | FARMLAND | | | 31,180 |
| | R | | T 103 | RESIDENTIAL LAND & IMPROVEMENTS | | | 276,900 |
| | | | | | Taxable Total: | | 308,080 |
| | R | | E 901 | RURAL RESIDENCE EXEMPTION (RAP) | | | 56,000 |
| | | | | 100% Alberta School Foundation Fund | Totals: | | 364,080 |
| 7873000 | SW-3-23-25-4 | 151.46 Acres | | | | | |
| | F LAND | | T 1 | FARMLAND | Taxable Total: | | 24,820 |
| | | | | 100% Alberta School Foundation Fund | | | |
| 7873010 | 9312241 1 SW-3-23-25-4 | 3.46 Acres | | | | | |
| | 252072 TWP RD 230 | | | | | | |
| | R LAND & IMPROVEMENTS | | T 103 | RESIDENTIAL LAND & IMPROVEMENTS | Taxable Total: | | 567,900 |
| | | | | 100% Alberta School Foundation Fund | | | |
| 7874000 | NE-4-23-25-4 | 157.23 Acres | | | | | |
| | F LAND | | T 1 | FARMLAND | Taxable Total: | | 33,580 |
| | | | | 100% Alberta School Foundation Fund | | | |
| 7874010 | 9112413 1 NE-4-23-25-4 | 2.77 Acres | | | | | |
| | 230080 RGE RD 253 | | | | | | |
| | R LAND & IMPROVEMENTS | | T 103 | RESIDENTIAL LAND & IMPROVEMENTS | Taxable Total: | | 614,900 |
| | | | | 100% The Golden Hills Reg. Div. 15 | | | |
| 7875000 | NW-4-23-25-4 | 157.00 Acres | | | | | |
| | F LAND & IMPROVEMENTS | | T 1 | FARMLAND | | | 38,570 |
| | R | | E 903 | FARM BUILDING EXEMPT | | | 22,310 |
| | | | | | Totals: | | 60,880 |



2020 Assessment Roll (Valuation Date 1-July, 2020) 2021 Taxation Year, Wheatland County

Assessment Year: 2020
Tax Year: 2021

| Roll | Legal Address | 100% Alberta School Foundation Fund | | | | Total |
|---------|---|-------------------------------------|---------------------------------|--|--|---------|
| 7875010 | 9512696 1 NW-4-23-25-4 3.00 Acres 230057 RGE RD 254 | SW CORNER OF LSD 13 | | | | |
| | R LAND & IMPROVEMENTS | T 103 | RESIDENTIAL LAND & IMPROVEMENTS | | | 583,760 |
| | R | E 901 | RURAL RESIDENCE EXEMPTION (RAP) | | | 61,540 |
| | | 100% Alberta School Foundation Fund | | | | |
| | | Totals: | | | | 645,300 |
| 7876000 | SE-4-23-25-4 136.39 Acres 253028 TWP RD 230 | | | | | |
| | F LAND & IMPROVEMENTS | T 1 | FARMLAND | | | 30,130 |
| | R | T 103 | RESIDENTIAL LAND & IMPROVEMENTS | | | 256,570 |
| | | Taxable Total: | | | | 286,700 |
| | R | E 901 | RURAL RESIDENCE EXEMPTION (RAP) | | | 30,130 |
| | R | E 903 | FARM BUILDING EXEMPT | | | 245,690 |
| | | 100% Alberta School Foundation Fund | | | | |
| | | Exempt Total: | | | | 275,820 |
| | | Totals: | | | | 562,520 |
| 7876010 | 0810107 1 1 SE-4-23-25-4 20.00 Acres 230034 RGE RD 253 | NE CORNER LSD 8 | | | | |
| | F LAND & IMPROVEMENTS | T 1 | FARMLAND | | | 1,410 |
| | R | T 103 | RESIDENTIAL LAND & IMPROVEMENTS | | | 510,690 |
| | | Taxable Total: | | | | 512,100 |
| | R | E 901 | RURAL RESIDENCE EXEMPTION (RAP) | | | 1,410 |
| | | 100% Alberta School Foundation Fund | | | | |
| | | Totals: | | | | 513,510 |
| 7877000 | SW-4-23-25-4 156.33 Acres | | | | | |
| | F LAND | T 1 | FARMLAND | | | 33,750 |
| | | 100% Alberta School Foundation Fund | | | | |
| | | Taxable Total: | | | | 33,750 |
| 7878000 | NE-5-23-25-4 157.13 Acres | | | | | |
| | F LAND & IMPROVEMENTS | T 1 | FARMLAND | | | 37,250 |
| | R | E 903 | FARM BUILDING EXEMPT | | | 107,210 |
| | | 100% Alberta School Foundation Fund | | | | |
| | | Totals: | | | | 144,460 |
| 7878010 | 9812545 1 NE-5-23-25-4 2.87 Acres 230062 RGE RD 254 | CENTRAL EASTERN PORTION | | | | |
| | R LAND & IMPROVEMENTS | T 103 | RESIDENTIAL LAND & IMPROVEMENTS | | | 337,560 |
| | R | E 901 | RURAL RESIDENCE EXEMPTION (RAP) | | | 61,540 |
| | | 100% Alberta School Foundation Fund | | | | |
| | | Totals: | | | | 399,100 |



2020 Assessment Roll (Valuation Date 1-July, 2020) 2021 Taxation Year, Wheatland County

Assessment Year: 2020
Tax Year: 2021

| Roll | Legal Address | | | | | | Total |
|---------|--------------------------|--------------|---------------------------------------|--|----------------|--|---------|
| 7879000 | NW-5-23-25-4 | 160.00 Acres | | | | | |
| | F LAND | | T 1 FARMLAND | | Taxable Total: | | 43,310 |
| | | | 100% Alberta School Foundation Fund | | | | |
| 7880000 | SE-5-23-25-4 | 156.27 Acres | | | | | |
| | F LAND | | T 1 FARMLAND | | Taxable Total: | | 41,770 |
| | | | 100% Alberta School Foundation Fund | | | | |
| 7881000 | SW-5-23-25-4 | 156.21 Acres | | | | | |
| | F LAND | | T 1 FARMLAND | | Taxable Total: | | 40,290 |
| | | | 100% The Golden Hills Reg. Div. 15 | | | | |
| 7882000 | NE-6-23-25-4 | 128.59 Acres | | | | | |
| | F LAND | | T 1 FARMLAND | | Taxable Total: | | 35,000 |
| | | | 100% Alberta School Foundation Fund | | | | |
| 7882010 | 0210733 2 1 NE-6-23-25-4 | 28.40 Acres | SE OF CANAL | | | | |
| | F LAND | | T 1 FARMLAND | | Taxable Total: | | 6,790 |
| | | | 100% Alberta School Foundation Fund | | | | |
| 7882020 | 1012039 2 2 NE-6-23-25-4 | 3.01 Acres | 200m N OF SE CORNER | | | | |
| | 230054 RGE RD 255 | | | | | | |
| | R LAND & IMPROVEMENTS | | T 103 RESIDENTIAL LAND & IMPROVEMENTS | | Taxable Total: | | 383,100 |
| | | | 100% Alberta School Foundation Fund | | | | |
| 7883000 | NW-6-23-25-4 | 147.80 Acres | | | | | |
| | F LAND | | T 1 FARMLAND | | Taxable Total: | | 34,630 |
| | | | 100% Alberta School Foundation Fund | | | | |
| 7884000 | SE-6-23-25-4 | 119.40 Acres | | | | | |
| | F LAND | | T 1 FARMLAND | | Taxable Total: | | 27,560 |
| | | | 100% Alberta School Foundation Fund | | | | |
| 7884010 | 0914873 1 4 SE-6-23-25-4 | 9.02 Acres | SE CORNER | | | | |
| | 255006 TWP RD 230 | | | | | | |
| | F LAND & IMPROVEMENTS | | T 1 FARMLAND | | | | 1,150 |



2020 Assessment Roll (Valuation Date 1-July, 2020) 2021 Taxation Year, Wheatland County

Assessment Year: 2020
Tax Year: 2021

| Roll | Legal Address | | | | Total | | |
|-------------------------------------|-------------------------------------|---------------------|--------------|---------------------------------|---------------------------------------|----------------|----------------|
| 7884020 | R | T | 103 | RESIDENTIAL LAND & IMPROVEMENTS | 382,650 | | |
| | Taxable Total: | | | | 383,800 | | |
| | R | E | 901 | RURAL RESIDENCE EXEMPTION (RAP) | 1,150 | | |
| | 100% Alberta School Foundation Fund | | | | Totals: 384,950 | | |
| 7884020 | 0914873 1 3 | SE-6-23-25-4 | 6.07 Acres | NE CORNER LSD 1 | | | |
| 7884030 | F | LAND | T | 1 | FARMLAND | Taxable Total: | 1,100 |
| | 100% Alberta School Foundation Fund | | | | | | |
| | 0914873 1 2 | SE-6-23-25-4 | 12.04 Acres | SE CORNER LSD 8 | | | |
| | 230026 RGE RD 255 | | | | | | |
| 7884040 | R | LAND & IMPROVEMENTS | T | 103 | RESIDENTIAL LAND & IMPROVEMENTS | Taxable Total: | 977,100 |
| | 50% The Golden Hills Reg. Div. 15 | | | | | | |
| | 50% Christ The Redeemer Reg. 3 | | | | | | |
| | 0914873 1 1 | SE-6-23-25-4 | 9.61 Acres | NE CORNER | | | |
| 7885000 | F | LAND | T | 1 | FARMLAND | Taxable Total: | 1,700 |
| | 100% Alberta School Foundation Fund | | | | | | |
| | SW-6-23-25-4 | 146.19 Acres | | | | | |
| | 255048 TWP RD 230 | | | | | | |
| 7885000 | F | LAND & IMPROVEMENTS | T | 1 | FARMLAND | | 39,520 |
| | R | | T | 101 | RESIDENTIAL IMPROVEMENT NIL RAP ALLOW | | 104,300 |
| | R | | T | 103 | RESIDENTIAL LAND & IMPROVEMENTS | | 298,930 |
| | Taxable Total: | | | | | | 442,750 |
| 7886000 | R | | E | 901 | RURAL RESIDENCE EXEMPTION (RAP) | | 30,770 |
| | 100% Alberta School Foundation Fund | | | | Totals: | | 473,520 |
| | 1112693 2 3 | NE-7-23-25-4 | 105.84 Acres | | | | |
| | 7887000 | F | LAND | T | 1 | FARMLAND | Taxable Total: |
| 100% Alberta School Foundation Fund | | | | | | | |
| 0911103 1 1 | | NE-7-23-25-4 | 41.23 Acres | LSD 9 & SE CORNER LSD 16 | | | |
| 231058 RGE RD 255 | | | | | | | |
| 7887000 | F | LAND & IMPROVEMENTS | T | 1 | FARMLAND | | 6,290 |
| | R | | T | 103 | RESIDENTIAL LAND & IMPROVEMENTS | | 433,690 |
| | Taxable Total: | | | | | | 439,980 |
| | R | | E | 901 | RURAL RESIDENCE EXEMPTION (RAP) | | 21,410 |
| | 100% Alberta School Foundation Fund | | | | Totals: | | 461,390 |



2020 Assessment Roll (Valuation Date 1-July, 2020) 2021 Taxation Year, Wheatland County

Assessment Year: 2020
Tax Year: 2021

| Roll | Legal Address | Total |
|---------|---|-----------------------------|
| 7887100 | 0911103 1 2 NE-7-23-25-4 5.00 Acres 231068 RGE RD 255 | SE CORNER LSD 16 |
| | R LAND & IMPROVEMENTS T 103 RESIDENTIAL LAND & IMPROVEMENTS Taxable Total: 100% The Golden Hills Reg. Div. 15 | 809,000 |
| 7888000 | NW-7-23-25-4 148.87 Acres 231041 RGE RD 260 | |
| | F LAND & IMPROVEMENTS T 1 FARMLAND | 39,120 |
| | R T 103 RESIDENTIAL LAND & IMPROVEMENTS | 709,960 |
| | | Taxable Total: 749,080 |
| | R E 901 RURAL RESIDENCE EXEMPTION (RAP) | 61,540 |
| | 100% Alberta School Foundation Fund Totals: | 810,620 |
| 7888010 | 1110236 RW 23 N -7-23-25-4 12.97 Acres | Canal-NE7;NW8;SE18;Rd-SSE18 |
| | NR LAND E 167 WESTERN IRRIGATION DIST EXEMPT Exempt Total: 100% Alberta School Foundation Fund | 16,000 |
| 7888020 | IRR64 RW 23 NW-7-23-25-4 2.13 Acres | SOUTHERLY WEST EDGE |
| | NR LAND E 167 WESTERN IRRIGATION DIST EXEMPT Exempt Total: 100% Alberta School Foundation Fund | 49,520 |
| 7889000 | SE-7-23-25-4 157.01 Acres | |
| | F LAND T 1 FARMLAND Taxable Total: 100% Alberta School Foundation Fund | 41,090 |
| 7889010 | 0012255 1 SE-7-23-25-4 2.99 Acres 231032 RGE RD 255 | NORTHEASTERLY PORTION |
| | R LAND & IMPROVEMENTS T 103 RESIDENTIAL LAND & IMPROVEMENTS Taxable Total: 100% Alberta School Foundation Fund | 588,300 |
| 7890000 | SW-7-23-25-4 133.39 Acres | |
| | F LAND T 1 FARMLAND Taxable Total: 100% Alberta School Foundation Fund | 36,810 |
| 7890010 | IRR243 RW 23 W -7-23-25-4 31.60 Acres | CANAL IN LSD 4,5, & 12 |
| | NR LAND E 167 WESTERN IRRIGATION DIST EXEMPT Exempt Total: 100% Alberta School Foundation Fund | 204,080 |



2020 Assessment Roll (Valuation Date 1-July, 2020) 2021 Taxation Year, Wheatland County

Assessment Year: 2020
Tax Year: 2021

| Roll | Legal Address | Total |
|---------|--|---------|
| 7891000 | NE-8-23-25-4 160.00 Acres | |
| | F LAND T 1 FARMLAND Taxable Total: 39,220 | |
| | 100% Alberta School Foundation Fund | |
| 7892000 | NW-8-23-25-4 147.89 Acres | |
| | F LAND T 1 FARMLAND Taxable Total: 33,330 | |
| | 100% Alberta School Foundation Fund | |
| 7892010 | 0610076 1 1 NW-8-23-25-4 8.75 Acres SW CORNER OF LSD 13 231075 RGE RD 255 | |
| | F LAND & IMPROVEMENTS T 1 FARMLAND 1,220 | |
| | R T 103 RESIDENTIAL LAND & IMPROVEMENTS 443,980 | |
| | R E 901 RURAL RESIDENCE EXEMPTION (RAP) Taxable Total: 445,200 | |
| | 100% Alberta School Foundation Fund 1,220 | |
| | Totals: 446,420 | |
| 7893000 | 3887CS OT NW-8-23-25-4 3.00 Acres 231077 RGE RD 255 | |
| | R LAND & IMPROVEMENTS T 103 RESIDENTIAL LAND & IMPROVEMENTS Taxable Total: 478,900 | |
| | 100% Alberta School Foundation Fund | |
| 7894000 | SE-8-23-25-4 160.00 Acres | |
| | F LAND T 1 FARMLAND Taxable Total: 44,810 | |
| | 100% Alberta School Foundation Fund | |
| 7895000 | SW-8-23-25-4 160.00 Acres | |
| | F LAND T 1 FARMLAND Taxable Total: 41,450 | |
| | 100% Alberta School Foundation Fund | |
| 7896000 | NE-9-23-25-4 153.49 Acres 231080 RGE RD 253 | |
| | F LAND & IMPROVEMENTS T 1 FARMLAND 11,870 | |
| | R T 103 RESIDENTIAL LAND & IMPROVEMENTS 660,280 | |
| | R E 901 RURAL RESIDENCE EXEMPTION (RAP) Taxable Total: 672,150 | |
| | R E 903 FARM BUILDING EXEMPT 26,880 | |
| | Exempt Total: 21,760 | |
| | Totals: 48,640 | |
| | | 720,790 |



2020 Assessment Roll (Valuation Date 1-July, 2020) 2021 Taxation Year, Wheatland County

Assessment Year: 2020
Tax Year: 2021

| Roll | Legal Address | 100% Christ The Redeemer Reg. 3 | | | | Total |
|---------|--|-------------------------------------|---------------------------------|--|----------------|-----------|
| 7897000 | 9410087 1 NE-9-23-25-4 6.51 Acres 253003 TWP RD 232 | North Half LSD 16 | | | | |
| | F LAND & IMPROVEMENTS | T 1 | FARMLAND | | | 360 |
| | R | T 103 | RESIDENTIAL LAND & IMPROVEMENTS | | | 1,034,840 |
| | | Taxable Total: | | | | 1,035,200 |
| | R | E 901 | RURAL RESIDENCE EXEMPTION (RAP) | | | 360 |
| | | 100% Alberta School Foundation Fund | | | | |
| | | Totals: | | | | 1,035,560 |
| 7898000 | NW-9-23-25-4 153.79 Acres | | | | | |
| | F LAND | T 1 | FARMLAND | | Taxable Total: | 31,260 |
| | | 100% Alberta School Foundation Fund | | | | |
| 7898010 | 0312704 1 1 NW-9-23-25-4 6.21 Acres 253079 TWP RD 232 | NW Corner | | | | |
| | F LAND & IMPROVEMENTS | T 1 | FARMLAND | | | 650 |
| | R | T 103 | RESIDENTIAL LAND & IMPROVEMENTS | | | 401,970 |
| | | Taxable Total: | | | | 402,620 |
| | R | E 901 | RURAL RESIDENCE EXEMPTION (RAP) | | | 40,420 |
| | R | E 903 | FARM BUILDING EXEMPT | | | 87,460 |
| | | 100% Alberta School Foundation Fund | | | | |
| | | Exempt Total: | | | | 127,880 |
| | | Totals: | | | | 530,500 |
| 7899000 | SE-9-23-25-4 157.25 Acres | | | | | |
| | F LAND | T 1 | FARMLAND | | Taxable Total: | 32,640 |
| | | 100% Alberta School Foundation Fund | | | | |
| 7899010 | 9112395 1 SE-9-23-25-4 2.77 Acres 231004 RGE RD 253 | South East Corner | | | | |
| | R LAND & IMPROVEMENTS | T 103 | RESIDENTIAL LAND & IMPROVEMENTS | | Taxable Total: | 353,900 |
| | | 100% Alberta School Foundation Fund | | | | |
| 7901000 | SW-9-23-25-4 156.92 Acres | | | | | |
| | F LAND | T 1 | FARMLAND | | Taxable Total: | 42,510 |
| | | 100% Alberta School Foundation Fund | | | | |
| 7901010 | 0510501 1 1 SW-9-23-25-4 3.08 Acres 231041 RGE RD 254 | NW CORNER | | | | |
| | R LAND & IMPROVEMENTS | T 103 | RESIDENTIAL LAND & IMPROVEMENTS | | Taxable Total: | 656,900 |
| | | 100% Christ The Redeemer Reg. 3 | | | | |



2020 Assessment Roll (Valuation Date 1-July, 2020) 2021 Taxation Year, Wheatland County

Assessment Year: 2020
Tax Year: 2021

| Roll | Legal Address | Total |
|---------|--|------------------------------|
| 7902000 | NE-10-23-25-4 144.72 Acres 252011 TWP RD 232 | |
| F | LAND & IMPROVEMENTS | 15,620 |
| R | | |
| T 1 | FARMLAND | 742,930 |
| T 103 | RESIDENTIAL LAND & IMPROVEMENTS | |
| | Taxable Total: | 758,550 |
| R | E 901 RURAL RESIDENCE EXEMPTION (RAP) | 15,620 |
| R | E 903 FARM BUILDING EXEMPT | 40,850 |
| | 100% Alberta School Foundation Fund | |
| | Exempt Total: | 56,470 |
| | Totals: | 815,020 |
| 7902010 | 9310770 1 NE-10-23-25-4 14.28 Acres 252041 TWP RD 232 | NW of Canal NW Corner LSD 13 |
| F | LAND & IMPROVEMENTS | 1,920 |
| R | | |
| T 1 | FARMLAND | 476,150 |
| T 103 | RESIDENTIAL LAND & IMPROVEMENTS | |
| | Taxable Total: | 478,070 |
| R | E 901 RURAL RESIDENCE EXEMPTION (RAP) | 1,920 |
| R | E 903 FARM BUILDING EXEMPT | 223,630 |
| | 100% Alberta School Foundation Fund | |
| | Exempt Total: | 225,550 |
| | Totals: | 703,620 |
| 7903000 | NW-10-23-25-4 149.98 Acres 252049 TWP RD 232 | |
| F | LAND & IMPROVEMENTS | 12,230 |
| R | | |
| T 1 | FARMLAND | 479,850 |
| T 103 | RESIDENTIAL LAND & IMPROVEMENTS | |
| | Taxable Total: | 492,080 |
| R | E 901 RURAL RESIDENCE EXEMPTION (RAP) | 12,230 |
| R | E 903 FARM BUILDING EXEMPT | 16,520 |
| | 100% Alberta School Foundation Fund | |
| | Exempt Total: | 28,750 |
| | Totals: | 520,830 |
| 7903010 | 8711229 1 NW-10-23-25-4 10.02 Acres 231049 RGE RD 253 | Southwest Corner LSD 12 |
| F | LAND & IMPROVEMENTS | 720 |
| R | | |
| T 1 | FARMLAND | 796,800 |
| T 103 | RESIDENTIAL LAND & IMPROVEMENTS | |
| | 100% Alberta School Foundation Fund | |
| | Taxable Total: | 797,520 |
| 7904000 | SE-10-23-25-4 159.00 Acres | |
| F | LAND | |
| T 1 | FARMLAND | 22,460 |
| | 100% The Golden Hills Reg. Div. 15 | |



2020 Assessment Roll (Valuation Date 1-July, 2020) 2021 Taxation Year, Wheatland County

Assessment Year: 2020
Tax Year: 2021

| Roll | Legal Address | Total |
|---------|---|------------------------|
| 7905000 | SW-10-23-25-4 80.00 Acres 231037 RGE RD 253 North Half LS 5 & 6 | |
| | F LAND & IMPROVEMENTS T 1 FARMLAND | 13,830 |
| | R T 103 RESIDENTIAL LAND & IMPROVEMENTS | 547,770 |
| | | Taxable Total: 561,600 |
| | R E 901 RURAL RESIDENCE EXEMPTION (RAP) | 13,830 |
| | R E 903 FARM BUILDING EXEMPT | 13,930 |
| | 100% Alberta School Foundation Fund Exempt Total: | 27,760 |
| | | Totals: 589,360 |
| 7906000 | SW-10-23-25-4 80.00 Acres South Half LSD 3 & 4 | |
| | F LAND T 1 FARMLAND | |
| | 100% Alberta School Foundation Fund Taxable Total: | 17,260 |
| 7907000 | NE-11-23-25-4 153.42 Acres | |
| | F LAND T 1 FARMLAND | |
| | 100% Christ The Redeemer Reg. 3 Taxable Total: | 26,390 |
| 7907010 | 9410200 2 NE-11-23-25-4 3.00 Acres 251041 TWP RD 232 Northwest corner | |
| | R LAND & IMPROVEMENTS T 103 RESIDENTIAL LAND & IMPROVEMENTS | |
| | 100% Alberta School Foundation Fund Taxable Total: | 545,100 |
| 7908000 | 0910505 1 2 NW-11-23-25-4 76.08 Acres 251073A TWP RD 232 LSD: 13 & 14 Field Stone Fruit Wines | |
| | F LAND & IMPROVEMENTS T 1 FARMLAND | 16,020 |
| | R T 103 RESIDENTIAL LAND & IMPROVEMENTS | 533,130 |
| | NR T 105 NON-RESEIDENTIAL LAND & IMPROVEMENTS | 232,460 |
| | | Taxable Total: 781,610 |
| | R E 901 RURAL RESIDENCE EXEMPTION (RAP) | 16,020 |
| | 100% Alberta School Foundation Fund Totals: | 797,630 |
| 7908010 | 9410200 1 NW-11-23-25-4 3.00 Acres 251043 TWP RD 232 Northeast Corner | |
| | R LAND & IMPROVEMENTS T 103 RESIDENTIAL LAND & IMPROVEMENTS | |
| | 100% Alberta School Foundation Fund Taxable Total: | 754,400 |
| 7908020 | 0910505 1 3 NW-11-23-25-4 79.04 Acres 231059 HWY 817 LSD 11 & 12 | |
| | F LAND & IMPROVEMENTS T 1 FARMLAND | 18,640 |



2020 Assessment Roll (Valuation Date 1-July, 2020) 2021 Taxation Year, Wheatland County

Assessment Year: 2020
Tax Year: 2021

| Roll | Legal Address | | | | | Total |
|---------|-------------------|---------------------|---|-----|-------------------------------------|-----------------------|
| 7909000 | R | | T | 103 | RESIDENTIAL LAND & IMPROVEMENTS | 672,960 |
| | | | | | Taxable Total: | 691,600 |
| | R | | E | 901 | RURAL RESIDENCE EXEMPTION (RAP) | 18,640 |
| | | | | | 50% The Golden Hills Reg. Div. 15 | Totals: 710,240 |
| | | | | | 50% Christ The Redeemer Reg. 3 | |
| 7909000 | SE-11-23-25-4 | 157.32 Acres | | | | |
| 7910010 | F | LAND | T | 1 | FARMLAND | Taxable Total: 30,440 |
| | | | | | 100% Christ The Redeemer Reg. 3 | |
| | SW-11-23-25-4 | 153.62 Acres | | | | |
| | F | LAND | T | 1 | FARMLAND | Taxable Total: 33,250 |
| | | | | | 100% Alberta School Foundation Fund | |
| 7910020 | SW-11-23-25-4 | 4.86 Acres | | | | |
| | 231009 HWY 817 | | | | | |
| | | | | | Southwest Corner LSD 4 | |
| 7911000 | F | LAND & IMPROVEMENTS | T | 1 | FARMLAND | 310 |
| | R | | T | 103 | RESIDENTIAL LAND & IMPROVEMENTS | 635,190 |
| | | | | | Taxable Total: | 635,500 |
| | R | | E | 901 | RURAL RESIDENCE EXEMPTION (RAP) | 310 |
| | R | | E | 903 | FARM BUILDING EXEMPT | 6,690 |
| | | | | | 100% The Golden Hills Reg. Div. 15 | Exempt Total: 7,000 |
| | | | | | Totals: | 642,500 |
| | | | | | | |
| 7911000 | NE-12-23-25-4 | 119.00 Acres | | | | |
| 7912000 | F | LAND | T | 1 | FARMLAND | Taxable Total: 19,790 |
| | | | | | 100% Alberta School Foundation Fund | |
| | NE-12-23-25-4 | 40.00 Acres | | | | |
| | 231048 RGE RD 250 | | | | | |
| | | | | | LSD 9 | |
| 7913000 | F | LAND & IMPROVEMENTS | T | 1 | FARMLAND | 4,640 |
| | R | | T | 103 | RESIDENTIAL LAND & IMPROVEMENTS | 384,560 |
| | | | | | Taxable Total: | 389,200 |
| | R | | E | 901 | RURAL RESIDENCE EXEMPTION (RAP) | 4,640 |
| | R | | E | 903 | FARM BUILDING EXEMPT | 30,950 |
| | | | | | 100% Alberta School Foundation Fund | Exempt Total: 35,590 |
| | | | | | Totals: | 424,790 |
| | | | | | | |
| 7913000 | NW-12-23-25-4 | 156.01 Acres | | | | |
| | 250067 TWP RD 232 | | | | | |



2020 Assessment Roll (Valuation Date 1-July, 2020) 2021 Taxation Year, Wheatland County

Assessment Year: 2020
Tax Year: 2021

| Roll | Legal Address | | | | Total |
|---------|--------------------|---------------------|--------------|-------------------------------------|---------|
| 7913010 | F | LAND & IMPROVEMENTS | T | 1 FARMLAND | 17,020 |
| | R | | T | 103 RESIDENTIAL LAND & IMPROVEMENTS | 319,030 |
| | | | | Taxable Total: | 336,050 |
| | R | | E | 901 RURAL RESIDENCE EXEMPTION (RAP) | 47,460 |
| | R | | E | 903 FARM BUILDING EXEMPT | 3,570 |
| | | | | 100% Alberta School Foundation Fund | 51,030 |
| | | | | Exempt Total: | 387,080 |
| | | | | Totals: | |
| 7913010 | 9610915 1 | NW-12-23-25-4 | 3.00 Acres | Northeast Corner | |
| 7914000 | F | LAND | T | 1 FARMLAND | 310 |
| | | | | 100% Alberta School Foundation Fund | |
| | | | | Taxable Total: | |
| | SE-12-23-25-4 | 79.50 Acres | | North Half LSD 7 & 8 | |
| | 231034A RGE RD 250 | | | | |
| | F | LAND & IMPROVEMENTS | T | 1 FARMLAND | 7,770 |
| | R | | T | 103 RESIDENTIAL LAND & IMPROVEMENTS | 468,730 |
| 7915000 | | | | Taxable Total: | 476,500 |
| | R | | E | 901 RURAL RESIDENCE EXEMPTION (RAP) | 7,770 |
| | R | | E | 903 FARM BUILDING EXEMPT | 49,840 |
| | | | | 100% Alberta School Foundation Fund | 57,610 |
| | | | | Exempt Total: | 534,110 |
| | | | | Totals: | |
| | | | | | |
| 7915000 | SE-12-23-25-4 | 79.50 Acres | | South Half LSD 1 & 2 | |
| | 231020 RGE RD 250 | | | | |
| 7916000 | F | LAND & IMPROVEMENTS | T | 1 FARMLAND | 7,150 |
| | R | | T | 103 RESIDENTIAL LAND & IMPROVEMENTS | 498,150 |
| | | | | Taxable Total: | 505,300 |
| | R | | E | 901 RURAL RESIDENCE EXEMPTION (RAP) | 7,150 |
| | | | | 100% Alberta School Foundation Fund | 512,450 |
| | | | | Totals: | |
| | | | | | |
| 7916000 | SW-12-23-25-4 | 160.00 Acres | | | |
| 7917000 | F | LAND | T | 1 FARMLAND | 11,960 |
| | | | | 100% Alberta School Foundation Fund | |
| | | | | Taxable Total: | |
| | 1810923 4 1 | NE-13-23-25-4 | 136.39 Acres | | |
| | | | | | |
| | F | LAND | T | 1 FARMLAND | 12,800 |
| | | | | 100% Alberta School Foundation Fund | |
| 7917010 | 9912598 1 | NE-13-23-25-4 | 3.00 Acres | SOUTHEAST CORNER | |
| | 232044 RGE RD 250 | | | | |



2020 Assessment Roll (Valuation Date 1-July, 2020) 2021 Taxation Year, Wheatland County

Assessment Year: 2020
Tax Year: 2021

| Roll | Legal Address | | | | | Total |
|---------|---------------|---|---|-----|---|--------------------|
| | R | LAND & IMPROVEMENTS | T | 103 | RESIDENTIAL LAND & IMPROVEMENTS Taxable Total: 100% Alberta School Foundation Fund | 388,500 |
| 7917020 | 0915593 2 1 | NE-13-23-25-4 3.00 Acres 232080 RGE RD 250 | | | NE CORNER | |
| | R | LAND & IMPROVEMENTS | T | 103 | RESIDENTIAL LAND & IMPROVEMENTS Taxable Total: 100% Alberta School Foundation Fund | 423,900 |
| 7917030 | 0915593 2 2 | NE-13-23-25-4 3.00 Acres | | | 61m S of NE CORNER | |
| | R | LAND | T | 104 | RESIDENTIAL VACANT LAND Taxable Total: 100% Alberta School Foundation Fund | 155,000 |
| 7917040 | 1810922 3 1 | NE-13-23-25-4 14.72 Acres 232048 RGE RD 250 | | | 91 M North of SE Corner | |
| | F | LAND & IMPROVEMENTS | T | 1 | FARMLAND | 960 |
| | R | | T | 103 | RESIDENTIAL LAND & IMPROVEMENTS Taxable Total: | 415,010 415,970 |
| | R | | E | 901 | RURAL RESIDENCE EXEMPTION (RAP) | 960 |
| | R | | E | 903 | FARM BUILDING EXEMPT 100% Alberta School Foundation Fund | 20,430 21,390 |
| | | | | | Exempt Total: | 21,390 |
| | | | | | Totals: | 437,360 |
| 7918000 | 9611397 1 | W -13-23-25-4 159.77 Acres | | | West half of NW & SW Qrt's | |
| | F | LAND | T | 1 | FARMLAND Taxable Total: 100% Alberta School Foundation Fund | 17,360 |
| 7919000 | SE-13-23-25-4 | 159.01 Acres | | | | |
| | F | LAND | T | 1 | FARMLAND Taxable Total: 100% Christ The Redeemer Reg. 3 | 15,010 |
| 7920000 | 9611397 2 | W -13-23-25-4 151.23 Acres 250060 TWP RD 232 | | | East half of NW & SW Qrt's | |
| | F | LAND & IMPROVEMENTS | T | 1 | FARMLAND | 13,490 |
| | R | | T | 103 | RESIDENTIAL LAND & IMPROVEMENTS Taxable Total: | 615,760 629,250 |
| | R | | E | 901 | RURAL RESIDENCE EXEMPTION (RAP) | 13,490 |
| | R | | E | 903 | FARM BUILDING EXEMPT 100% Alberta School Foundation Fund | 13,150 26,640 |
| | | | | | Exempt Total: | 26,640 |
| | | | | | Totals: | 655,890 |



2020 Assessment Roll (Valuation Date 1-July, 2020) 2021 Taxation Year, Wheatland County

Assessment Year: 2020
Tax Year: 2021

| Roll | Legal Address | Total |
|---------|--|-------|
| 7921000 | 9412069 1 SW-13-23-25-4 8.44 Acres 250044 TWP RD 232 Southeast Corner LSD 3 | |
| | F LAND & IMPROVEMENTS T 1 FARMLAND 450 | |
| | R T 103 RESIDENTIAL LAND & IMPROVEMENTS 519,250 | |
| | R E 901 RURAL RESIDENCE EXEMPTION (RAP) 450 | |
| | 100% Alberta School Foundation Fund Taxable Total: 519,700 | |
| | Totals: 520,150 | |
| 7922000 | NE-14-23-25-4 160.00 Acres | |
| | F LAND T 1 FARMLAND 26,310 | |
| | 100% Alberta School Foundation Fund Taxable Total: 26,310 | |
| 7923000 | NW-14-23-25-4 154.47 Acres | |
| | F LAND T 1 FARMLAND 25,850 | |
| | 100% Alberta School Foundation Fund Taxable Total: 25,850 | |
| 7924000 | SE-14-23-25-4 160.00 Acres | |
| | F LAND T 1 FARMLAND 29,050 | |
| | 100% Alberta School Foundation Fund Taxable Total: 29,050 | |
| 7925000 | SW-14-23-25-4 159.00 Acres 232011A HWY 817 | |
| | F LAND & IMPROVEMENTS T 1 FARMLAND 38,120 | |
| | R T 103 RESIDENTIAL LAND & IMPROVEMENTS 566,280 | |
| | R E 901 RURAL RESIDENCE EXEMPTION (RAP) 38,120 | |
| | 100% Alberta School Foundation Fund Taxable Total: 604,400 | |
| | Totals: 642,520 | |
| 7926000 | NE-15-23-25-4 156.61 Acres | |
| | F LAND T 1 FARMLAND 22,120 | |
| | 100% Alberta School Foundation Fund Taxable Total: 22,120 | |
| 7927000 | NW-15-23-25-4 145.40 Acres | |
| | F LAND T 1 FARMLAND 29,110 | |
| | 100% Alberta School Foundation Fund Taxable Total: 29,110 | |
| 7927010 | 9211287 1 NW-15-23-25-4 10.00 Acres 232067 RGE RD 253 W Half of the W Half of LSD 13 | |



2020 Assessment Roll (Valuation Date 1-July, 2020) 2021 Taxation Year, Wheatland County

Assessment Year: 2020
Tax Year: 2021

| Roll | Legal Address | | | | Total |
|---|--|--------------------------|------------------|-------------------------------------|---------|
| 7928000 | F | LAND & IMPROVEMENTS | T | 1 FARMLAND | 720 |
| | R | | T | 103 RESIDENTIAL LAND & IMPROVEMENTS | 476,670 |
| | Taxable Total: | | | | 477,390 |
| | R | | E | 901 RURAL RESIDENCE EXEMPTION (RAP) | 720 |
| | R | | E | 903 FARM BUILDING EXEMPT | 39,490 |
| | 100% Alberta School Foundation Fund Exempt Total: | | | | 40,210 |
| Totals: | | | | | 517,600 |
| 7928000 | SE-15-23-25-4 | 157.35 Acres | | | |
| | 232028 HWY 817 | | | | |
| 7929000 | F | LAND & IMPROVEMENTS | T | 1 FARMLAND | 36,410 |
| | R | | T | 103 RESIDENTIAL LAND & IMPROVEMENTS | 307,890 |
| | Taxable Total: | | | | 344,300 |
| | R | | E | 901 RURAL RESIDENCE EXEMPTION (RAP) | 120,610 |
| | 100% Alberta School Foundation Fund | | | | |
| | Totals: | | | | 464,910 |
| 7929000 | SW-15-23-25-4 | 157.00 Acres | | | |
| | 232031 RGE RD 253 | | | | |
| 7929010 | F | LAND & IMPROVEMENTS | T | 1 FARMLAND | 22,810 |
| | R | | T | 103 RESIDENTIAL LAND & IMPROVEMENTS | 254,700 |
| | 100% Alberta School Foundation Fund Taxable Total: | | | | 277,510 |
| | SW CORNER OF LSD 3 | | | | |
| | R | LAND & IMPROVEMENTS | T | 103 RESIDENTIAL LAND & IMPROVEMENTS | 427,070 |
| | R | | E | 901 RURAL RESIDENCE EXEMPTION (RAP) | 22,730 |
| 100% Alberta School Foundation Fund Totals: | | | | | 449,800 |
| 7930000 | NE-16-23-25-4 | 149.15 Acres | | | |
| | 232076 RGE RD 253 | | | | |
| 7930010 | F | LAND & IMPROVEMENTS | T | 1 FARMLAND | 25,610 |
| | R | | T | 103 RESIDENTIAL LAND & IMPROVEMENTS | 859,930 |
| | Taxable Total: | | | | 885,540 |
| | R | | E | 901 RURAL RESIDENCE EXEMPTION (RAP) | 30,770 |
| | R | | E | 903 FARM BUILDING EXEMPT | 60,300 |
| | 100% Christ The Redeemer Reg. 3 Exempt Total: | | | | 91,070 |
| Totals: | | | | | 976,610 |
| 7930010 | 0011236 1 | NE-16-23-25-4 2.99 Acres | NORTHEAST CORNER | | |
| | 232082 RGE RD 253 | | | | |
| 7930010 | R | LAND & IMPROVEMENTS | T | 103 RESIDENTIAL LAND & IMPROVEMENTS | 499,300 |
| | 100% Alberta School Foundation Fund Taxable Total: | | | | |



2020 Assessment Roll (Valuation Date 1-July, 2020) 2021 Taxation Year, Wheatland County

Assessment Year: 2020
Tax Year: 2021

| Roll | Legal Address | | | | | Total |
|---------|---------------|---------------------|------------|---------------------------------------|----------------|---------|
| 7930500 | 1210874 RW 23 | NE-16-23-25-4 | 7.86 Acres | IRRIGATION CANAL | | |
| | NR | LAND | | E 167 WESTERN IRRIGATION DIST EXEMPT | Exempt Total: | 9,700 |
| | | | | 100% Alberta School Foundation Fund | | |
| 7931000 | NW-16-23-25-4 | 80.00 Acres | | LSD 11 & 14 | | |
| | F | LAND | | T 1 FARMLAND | Taxable Total: | 19,270 |
| | | | | 100% Christ The Redeemer Reg. 3 | | |
| 7932000 | NW-16-23-25-4 | 79.60 Acres | | LSD 12 & 13 | | |
| | F | LAND | | T 1 FARMLAND | Taxable Total: | 18,710 |
| | | | | 100% Alberta School Foundation Fund | | |
| 7932500 | IRR421 RW 23 | NW-16-23-25-4 | 0.40 Acres | NW CORNER | | |
| | NR | LAND | | E 167 WESTERN IRRIGATION DIST EXEMPT | Exempt Total: | 490 |
| | | | | 100% Alberta School Foundation Fund | | |
| 7933000 | SE-16-23-25-4 | 154.82 Acres | | | | |
| | F | LAND | | T 1 FARMLAND | Taxable Total: | 35,040 |
| | | | | 100% Christ The Redeemer Reg. 3 | | |
| 7933010 | 0410026 1 1 | SE-16-23-25-4 | 5.18 Acres | NORTHEAST CORNER | | |
| | | 232038 RGE RD 253 | | | | |
| | F | LAND & IMPROVEMENTS | | T 1 FARMLAND | | 180 |
| | R | | | T 103 RESIDENTIAL LAND & IMPROVEMENTS | | 548,720 |
| | | | | | Taxable Total: | 548,900 |
| | R | | | E 901 RURAL RESIDENCE EXEMPTION (RAP) | | 180 |
| | | | | 100% Alberta School Foundation Fund | Totals: | 549,080 |
| 7934000 | SW-16-23-25-4 | 80.00 Acres | | NORTH 1/2 | | |
| | F | LAND | | T 1 FARMLAND | Taxable Total: | 14,400 |
| | | | | 100% Alberta School Foundation Fund | | |
| 7935000 | SW-16-23-25-4 | 80.00 Acres | | LSD 3 & 4 | | |
| | F | LAND | | T 1 FARMLAND | Taxable Total: | 16,170 |
| | | | | 100% Alberta School Foundation Fund | | |



2020 Assessment Roll (Valuation Date 1-July, 2020) 2021 Taxation Year, Wheatland County

Assessment Year: 2020
Tax Year: 2021

| Roll | Legal Address | | | | Total |
|---------|---------------------------|--------------|---------------------------------------|----------------|---------|
| 7936000 | NE-17-23-25-4 | 117.80 Acres | South east of Canal | | |
| | F LAND | | T 1 FARMLAND | Taxable Total: | 12,910 |
| | | | 100% Alberta School Foundation Fund | | |
| 7936500 | NE-17-23-25-4 | 0.25 Acres | CANAL-NW LSD 10 | | |
| | NR LAND | | E 167 WESTERN IRRIGATION DIST EXEMPT | Exempt Total: | 310 |
| | | | 100% Alberta School Foundation Fund | | |
| 7938000 | 1210984 1 1 N -17-23-25-4 | 152.24 Acres | | | |
| | F LAND | | T 1 FARMLAND | Taxable Total: | 39,480 |
| | | | 100% Alberta School Foundation Fund | | |
| 7938010 | NW-17-23-25-4 | 18.00 Acres | Southeast of Canal | | |
| | F LAND | | T 1 FARMLAND | Taxable Total: | 2,620 |
| | | | 100% Alberta School Foundation Fund | | |
| 7938500 | NW-17-23-25-4 | 6.39 Acres | WITHIN LSD 11 | | |
| | NR LAND | | E 167 WESTERN IRRIGATION DIST EXEMPT | Exempt Total: | 7,880 |
| | | | 100% Alberta School Foundation Fund | | |
| 7939000 | SE-17-23-25-4 | 36.84 Acres | LSD 1 | | |
| | F LAND | | T 1 FARMLAND | Taxable Total: | 8,510 |
| | | | 100% Alberta School Foundation Fund | | |
| 7939010 | 1211488 1 1 SE-17-23-25-4 | 3.16 Acres | SOUTHWEST CORNER OF LSD 1 | | |
| | 254018 TWP RD 232 | | | | |
| | R LAND & IMPROVEMENTS | | T 103 RESIDENTIAL LAND & IMPROVEMENTS | Taxable Total: | 433,100 |
| | | | 100% Alberta School Foundation Fund | | |
| 7940000 | SE-17-23-25-4 | 40.00 Acres | LSDd 8 | | |
| | F LAND | | T 1 FARMLAND | Taxable Total: | 5,240 |
| | | | 100% Alberta School Foundation Fund | | |
| 7941000 | SE-17-23-25-4 | 40.00 Acres | LSD 2 | | |
| | 254032 TWP RD 232 | | | | |
| | F LAND & IMPROVEMENTS | | T 1 FARMLAND | | 9,350 |



2020 Assessment Roll (Valuation Date 1-July, 2020) 2021 Taxation Year, Wheatland County

Assessment Year: 2020
Tax Year: 2021

| Roll | Legal Address | | | | | Total |
|---------|---|---------------------|---|------|---------------------------------|------------------------|
| | R | | T | 103 | RESIDENTIAL LAND & IMPROVEMENTS | 353,660 |
| | | | | | Taxable Total: | 363,010 |
| | R | | E | 901 | RURAL RESIDENCE EXEMPTION (RAP) | 61,540 |
| | | | | 100% | Alberta School Foundation Fund | Totals: 424,550 |
| 7942000 | SE-17-23-25-4 | 40.00 Acres | | | LSD 7 | |
| | F | LAND | T | 1 | FARMLAND | Taxable Total: 8,760 |
| | | | | 100% | Alberta School Foundation Fund | |
| 7943000 | SW-17-23-25-4 | 118.85 Acres | | | | |
| | F | LAND | T | 1 | FARMLAND | Taxable Total: 28,550 |
| | | | | 100% | Alberta School Foundation Fund | |
| 7944000 | SW-17-23-25-4 | 20.61 Acres | | | WEST PART LSD 4 & 5 | |
| | F | LAND & IMPROVEMENTS | T | 1 | FARMLAND | 1,230 |
| | R | | T | 103 | RESIDENTIAL LAND & IMPROVEMENTS | 180,030 |
| | | | | | Taxable Total: | 181,260 |
| | R | | E | 903 | FARM BUILDING EXEMPT | 10,700 |
| | | | | 100% | Alberta School Foundation Fund | Totals: 191,960 |
| 7944010 | 1011423 1 1 SW-17-23-25-4 3.84 Acres 254072 TWP RD 232 | | | | SE PART LSD 4 | |
| | R | LAND & IMPROVEMENTS | T | 103 | RESIDENTIAL LAND & IMPROVEMENTS | Taxable Total: 522,000 |
| | | | | 100% | Alberta School Foundation Fund | |
| 7945000 | SW-17-23-25-4 | 2.50 Acres | | | NW Ptn of LSD 5, N of Coulee | |
| | F | LAND | T | 1 | FARMLAND | Taxable Total: 470 |
| | | | | 100% | Alberta School Foundation Fund | |
| 7946000 | SW-17-23-25-4 | 1.80 Acres | | | SW PRTN of LSD 4, W of COULEE | |
| | R | LAND & IMPROVEMENTS | T | 103 | RESIDENTIAL LAND & IMPROVEMENTS | Taxable Total: 40,200 |
| | | | | 100% | Alberta School Foundation Fund | |
| 7947000 | NE-18-23-25-4 156.40 Acres 232070 RGE RD 255 | | | | | |
| | F | LAND & IMPROVEMENTS | T | 1 | FARMLAND | 38,430 |
| | R | | T | 103 | RESIDENTIAL LAND & IMPROVEMENTS | 296,740 |
| | | | | | Taxable Total: | 335,170 |



2020 Assessment Roll (Valuation Date 1-July, 2020) 2021 Taxation Year, Wheatland County

Assessment Year: 2020
Tax Year: 2021

| Roll | Legal Address | | | | Total |
|---------|---|---|------|---------------------------------|--------------------------------|
| | R | E | 901 | RURAL RESIDENCE EXEMPTION (RAP) | 61,540 |
| | R | E | 903 | FARM BUILDING EXEMPT | 3,190 |
| | | | 100% | Alberta School Foundation Fund | Exempt Total: 64,730 |
| | | | | Totals: | 399,900 |
| 7948000 | IRR65 RW OT NE-18-23-25-4 5.31 Acres 232055 RGE RD 255 | | | | E Cntrl Ptn of Sec 18 & Rd All |
| | R | T | 103 | RESIDENTIAL LAND & IMPROVEMENTS | 560,500 |
| | R | E | 903 | FARM BUILDING EXEMPT | 4,850 |
| | | | 100% | Alberta School Foundation Fund | Totals: 565,350 |
| 7949000 | NW-18-23-25-4 142.27 Acres | | | | Northeast of Road |
| | F | T | 1 | FARMLAND | Taxable Total: 43,520 |
| | | | 100% | Alberta School Foundation Fund | |
| 7950000 | NW-18-23-25-4 13.13 Acres 232056 RGE RD 260 | | | | Southwest of Road |
| | F | T | 1 | FARMLAND | 990 |
| | R | T | 103 | RESIDENTIAL LAND & IMPROVEMENTS | 333,110 |
| | | | | Taxable Total: | 334,100 |
| | R | E | 901 | RURAL RESIDENCE EXEMPTION (RAP) | 990 |
| | | | 100% | Alberta School Foundation Fund | Totals: 335,090 |
| 7951000 | SE-18-23-25-4 1.98 Acres | | | | NE PART OF ORIGINAL ROAD ALLOW |
| | R | T | 104 | RESIDENTIAL VACANT LAND | Taxable Total: 6,600 |
| | | | 100% | Alberta School Foundation Fund | |
| 7952000 | 1512716 1 1 SE-18-23-25-4 141.34 Acres 232030 RGE RD 255 | | | | South of Road, North of Canal |
| | F | T | 1 | FARMLAND | 40,970 |
| | R | T | 103 | RESIDENTIAL LAND & IMPROVEMENTS | 429,460 |
| | | | | Taxable Total: | 470,430 |
| | R | E | 901 | RURAL RESIDENCE EXEMPTION (RAP) | 61,540 |
| | | | 100% | Alberta School Foundation Fund | Totals: 531,970 |
| 7952010 | SE-18-23-25-4 4.85 Acres | | | | Southwest Corner North of Canl |
| | F | T | 1 | FARMLAND | Taxable Total: 830 |
| | | | 100% | Alberta School Foundation Fund | |



2020 Assessment Roll (Valuation Date 1-July, 2020) 2021 Taxation Year, Wheatland County

Assessment Year: 2020
Tax Year: 2021

| Roll | Legal Address | | | | | | Total |
|---------|---------------|---------------------------|--------------------------------|-----|-------------------------------------|----------------|---------|
| 7952015 | SE-18-23-25-4 | 0.93 Acres | EAST SIDE OF LSD 8 | | | | |
| | NR | LAND | E | 167 | WESTERN IRRIGATION DIST EXEMPT | Exempt Total: | 1,150 |
| | | | | | 100% Alberta School Foundation Fund | | |
| 7953000 | SW-18-23-25-4 | 109.34 Acres | | | | | |
| | F | LAND | T | 1 | FARMLAND | Taxable Total: | 30,540 |
| | | | | | 100% Alberta School Foundation Fund | | |
| 7953020 | 1110236 RW 23 | W -18-23-25-4 21.41 Acres | CANAL, LSD 4 & 5 | | | | |
| | NR | LAND | E | 167 | WESTERN IRRIGATION DIST EXEMPT | Exempt Total: | 138,270 |
| | | | | | 100% Alberta School Foundation Fund | | |
| 7953500 | IRR232 RW 23 | SW-18-23-25-4 26.15 Acres | NW CORNER | | | | |
| | F | LAND | T | 1 | FARMLAND | Taxable Total: | 3,250 |
| | | | | | 100% Alberta School Foundation Fund | | |
| 7954000 | SW-18-23-25-4 | 4.02 Acres | North Half LSD 5 | | | | |
| | | 255063 TWP RD 232A | | | | | |
| | R | LAND & IMPROVEMENTS | T | 103 | RESIDENTIAL LAND & IMPROVEMENTS | Taxable Total: | 368,000 |
| | | | | | 100% Alberta School Foundation Fund | | |
| 7955000 | SW-18-23-25-4 | 1.79 Acres | Ptn Rd Allow Adjng S Bnd SE&SW | | | | |
| | F | LAND | T | 1 | FARMLAND | Taxable Total: | 400 |
| | | | | | 100% Alberta School Foundation Fund | | |
| 7956000 | NE-19-23-25-4 | 159.00 Acres | | | | | |
| | F | LAND | T | 1 | FARMLAND | Taxable Total: | 42,110 |
| | | | | | 100% The Golden Hills Reg. Div. 15 | | |
| 7957000 | NW-19-23-25-4 | 159.00 Acres | | | | | |
| | F | LAND | T | 1 | FARMLAND | Taxable Total: | 39,730 |
| | | | | | 100% The Golden Hills Reg. Div. 15 | | |
| 7958000 | SE-19-23-25-4 | 160.00 Acres | | | | | |
| | | 255041 TWP RD 234 | | | | | |
| | F | LAND & IMPROVEMENTS | T | 1 | FARMLAND | | 41,810 |



2020 Assessment Roll (Valuation Date 1-July, 2020) 2021 Taxation Year, Wheatland County

Assessment Year: 2020
Tax Year: 2021

| Roll | Legal Address | | | | Total |
|---------|---------------------------|--------------|-------|--------------------------------------|------------------------|
| | R | | T 103 | RESIDENTIAL LAND & IMPROVEMENTS | 223,530 |
| | | | | Taxable Total: | 265,340 |
| | R | | E 901 | RURAL RESIDENCE EXEMPTION (RAP) | 30,770 |
| | | | 100% | The Golden Hills Reg. Div. 15 | Totals: 296,110 |
| 7959000 | SW-19-23-25-4 | 124.54 Acres | | N Hlf LSD 3&4 & All of LSD 5&6 | |
| | F LAND | | T 1 | FARMLAND | Taxable Total: 37,720 |
| | | | 100% | The Golden Hills Reg. Div. 15 | |
| 7960000 | SW-19-23-25-4 | 28.90 Acres | | South Half LSD 3 & 4 | |
| | F LAND | | T 1 | FARMLAND | Taxable Total: 7,870 |
| | | | 100% | Alberta School Foundation Fund | |
| 7960010 | 1210076 1 1 SW-19-23-25-4 | 6.56 Acres | | SW CORNER | |
| | 232083 RGE RD 260 | | | | |
| | F LAND & IMPROVEMENTS | | T 1 | FARMLAND | 590 |
| | R | | T 103 | RESIDENTIAL LAND & IMPROVEMENTS | 351,010 |
| | | | | Taxable Total: | 351,600 |
| | R | | E 901 | RURAL RESIDENCE EXEMPTION (RAP) | 590 |
| | | | 100% | Alberta School Foundation Fund | Totals: 352,190 |
| 7961000 | NE-20-23-25-4 | 69.67 Acres | | RV Storage Site | |
| | 254027 TWP RD 234 | | | | |
| | F LAND & IMPROVEMENTS | | T 1 | FARMLAND | 17,250 |
| | R | | T 103 | RESIDENTIAL LAND & IMPROVEMENTS | 320,650 |
| | NR | | T 105 | NON-RESEIDENTIAL LAND & IMPROVEMENTS | 188,580 |
| | | | | Taxable Total: | 526,480 |
| | R | | E 901 | RURAL RESIDENCE EXEMPTION (RAP) | 17,250 |
| | | | 100% | Alberta School Foundation Fund | Totals: 543,730 |
| 7961010 | 1312653 1 1 NE-20-23-25-4 | 3.00 Acres | | N.E. Corner | |
| | 233082 RGE RD 254 | | | | |
| | R LAND & IMPROVEMENTS | | T 103 | RESIDENTIAL LAND & IMPROVEMENTS | 484,700 |
| | R | | E 903 | FARM BUILDING EXEMPT | 23,340 |
| | | | 100% | Alberta School Foundation Fund | Totals: 508,040 |
| 7961020 | 1312653 1 2 NE-20-23-25-4 | 3.00 Acres | | Central Part LSD 16 | |
| | 233076 RGE RD 254 | | | | |
| | R LAND & IMPROVEMENTS | | T 103 | RESIDENTIAL LAND & IMPROVEMENTS | Taxable Total: 410,900 |
| | | | 100% | Alberta School Foundation Fund | |



2020 Assessment Roll (Valuation Date 1-July, 2020) 2021 Taxation Year, Wheatland County

Assessment Year: 2020
Tax Year: 2021

| Roll | Legal Address | Total |
|---------|---|---------------------------------|
| 7961100 | 1510850 2 1 NE-20-23-25-4 80.00 Acres South Half | |
| | F LAND T 1 FARMLAND 100% Alberta School Foundation Fund | Taxable Total: 20,040 |
| 7962000 | NW-20-23-25-4 159.00 Acres | |
| | F LAND T 1 FARMLAND 100% Alberta School Foundation Fund | Taxable Total: 28,220 |
| 7963000 | 1210884 1 1 SE-20-23-25-4 127.19 Acres All the portion North of Canal | |
| | F LAND T 1 FARMLAND 100% Alberta School Foundation Fund | Taxable Total: 33,660 |
| 7964000 | SE-20-23-25-4 20.70 Acres 233006 RGE RD 254 South east of Canal | |
| | F LAND & IMPROVEMENTS T 1 FARMLAND | 1,820 |
| | R T 103 RESIDENTIAL LAND & IMPROVEMENTS | 838,780 |
| | R E 901 RURAL RESIDENCE EXEMPTION (RAP) 100% Alberta School Foundation Fund | Taxable Total: 840,600 1,820 |
| | | Totals: 842,420 |
| 7964010 | IRR65 RW 23 W -17-23-25-4 50.35 Acres SW17=12.4;NW17=12.1;NE17=11.6; | |
| | NR LAND E 167 WESTERN IRRIGATION DIST EXEMPT 100% Alberta School Foundation Fund | Exempt Total: 107,310 |
| 7965000 | SW-20-23-25-4 153.70 Acres | |
| | F LAND T 1 FARMLAND 100% Alberta School Foundation Fund | Taxable Total: 35,100 |
| 7965010 | 9612222 1 SW-20-23-25-4 6.18 Acres 233027 RGE RD 255 Northwest Portion | |
| | F LAND & IMPROVEMENTS T 1 FARMLAND | 670 |
| | R T 103 RESIDENTIAL LAND & IMPROVEMENTS | 440,830 |
| | R E 901 RURAL RESIDENCE EXEMPTION (RAP) 100% Alberta School Foundation Fund | Taxable Total: 441,500 670 |
| | | Totals: 442,170 |
| 7966000 | NE-21-23-25-4 148.44 Acres | |



2020 Assessment Roll (Valuation Date 1-July, 2020) 2021 Taxation Year, Wheatland County

Assessment Year: 2020
Tax Year: 2021

| Roll | Legal Address | | | | | Total |
|---------|---|---------------------------------------|--|-------------------------|--|---------|
| | F LAND | T 1 FARMLAND | | Taxable Total: | | 26,440 |
| | | 100% Alberta School Foundation Fund | | | | |
| 7966010 | 1710444 1 1 NE-21-23-25-4 3.00 Acres 233052 RGE RD 253 | | | 175M north of SE corner | | |
| | R LAND & IMPROVEMENTS | T 103 RESIDENTIAL LAND & IMPROVEMENTS | | Taxable Total: | | 505,200 |
| | | 100% Alberta School Foundation Fund | | | | |
| 7966020 | 1710444 1 2 NE-21-23-25-4 3.00 Acres 233050 RGE RD 253 | | | 50M north of SE corner | | |
| | R LAND & IMPROVEMENTS | T 103 RESIDENTIAL LAND & IMPROVEMENTS | | Taxable Total: | | 524,100 |
| | | 100% Alberta School Foundation Fund | | | | |
| 7967000 | NE-21-23-25-4 4.57 Acres 233076 RGE RD 253 | | | Northeast Corner | | |
| | F LAND & IMPROVEMENTS | T 1 FARMLAND | | | | 130 |
| | R | T 103 RESIDENTIAL LAND & IMPROVEMENTS | | | | 339,870 |
| | | | | Taxable Total: | | 340,000 |
| | R | E 901 RURAL RESIDENCE EXEMPTION (RAP) | | | | 130 |
| | | 100% Alberta School Foundation Fund | | Totals: | | 340,130 |
| 7968000 | NW-21-23-25-4 148.42 Acres 233057 RGE RD 254 | | | | | |
| | F LAND & IMPROVEMENTS | T 1 FARMLAND | | | | 23,070 |
| | R | T 103 RESIDENTIAL LAND & IMPROVEMENTS | | | | 383,330 |
| | | | | Taxable Total: | | 406,400 |
| | R | E 901 RURAL RESIDENCE EXEMPTION (RAP) | | | | 23,070 |
| | R | E 903 FARM BUILDING EXEMPT | | | | 111,040 |
| | | 100% Alberta School Foundation Fund | | Exempt Total: | | 134,110 |
| | | | | Totals: | | 540,510 |
| 7968010 | IRR65 RW 23 NW-21-23-25-4 20.66 Acres | | | LSD 5, 12, 13 | | |
| | NR LAND | E 167 WESTERN IRRIGATION DIST EXEMPT | | Exempt Total: | | 133,430 |
| | | 100% Alberta School Foundation Fund | | | | |
| 7969000 | SE-21-23-25-4 145.99 Acres | | | | | |
| | F LAND | T 1 FARMLAND | | Taxable Total: | | 21,160 |
| | | 100% Alberta School Foundation Fund | | | | |
| 7969010 | 1012037 1 1 SE-21-23-25-4 4.75 Acres 233026 RGE RD 253 | | | SE CORNER LSD 8 | | |



2020 Assessment Roll (Valuation Date 1-July, 2020) 2021 Taxation Year, Wheatland County

Assessment Year: 2020
Tax Year: 2021

| Roll | Legal Address | | | | | | Total |
|---------|-------------------|---------------------|--------------|-----------------------|--------------------------------|---------------------------------------|-----------------------|
| | F | LAND & IMPROVEMENTS | | T | 1 | FARMLAND | 270 |
| | R | | | T | 103 | RESIDENTIAL LAND & IMPROVEMENTS | 453,930 |
| | | | | Taxable Total: | | | 454,200 |
| | R | | | E | 901 | RURAL RESIDENCE EXEMPTION (RAP) | 270 |
| | | | | 100% | Alberta School Foundation Fund | | Totals: 454,470 |
| 7969500 | 1110446 RW 23 | SE-21-23-25-4 | 2.26 Acres | Irrigation Canal | | | |
| | NR | LAND | | E | 167 | WESTERN IRRIGATION DIST EXEMPT | Exempt Total: 2,790 |
| | | | | 100% | Alberta School Foundation Fund | | |
| 7970000 | SW-21-23-25-4 | 112.66 Acres | | | | | |
| | F | LAND | | T | 1 | FARMLAND | Taxable Total: 18,880 |
| | | | | 100% | Alberta School Foundation Fund | | |
| 7970010 | 8410078 RW 23 | SW-21-23-25-4 | 6.01 Acres | CANAL R-O-W | | | |
| | NR | LAND | | E | 167 | WESTERN IRRIGATION DIST EXEMPT | Exempt Total: 94,160 |
| | | | | 100% | Alberta School Foundation Fund | | |
| 7970020 | 1110454 2 1 | S -21-23-25-4 | 42.33 Acres | South of Canal | | | |
| | 233003 RGE RD 254 | | | | | | |
| | F | LAND & IMPROVEMENTS | | T | 1 | FARMLAND | 3,630 |
| | R | | | T | 103 | RESIDENTIAL LAND & IMPROVEMENTS | 1,080,090 |
| | | | | Taxable Total: | | | 1,083,720 |
| | R | | | E | 901 | RURAL RESIDENCE EXEMPTION (RAP) | 27,850 |
| | R | | | E | 903 | FARM BUILDING EXEMPT | 65,360 |
| | | | | 100% | Christ The Redeemer Reg. 3 | | Exempt Total: 93,210 |
| | | | | Totals: | | | 1,176,930 |
| 7971000 | 0013149 6 | NE-22-23-25-4 | 146.38 Acres | | | | |
| | 233058 HWY 817 | | | | | | |
| | F | LAND & IMPROVEMENTS | | T | 1 | FARMLAND | 23,120 |
| | R | | | T | 101 | RESIDENTIAL IMPROVEMENT NIL RAP ALLOW | 160,400 |
| | R | | | T | 103 | RESIDENTIAL LAND & IMPROVEMENTS | 215,000 |
| | | | | Taxable Total: | | | 398,520 |
| | R | | | E | 903 | FARM BUILDING EXEMPT | 21,840 |
| | | | | 100% | Alberta School Foundation Fund | | Totals: 420,360 |
| 7971005 | 0013149 5 | NE-22-23-25-4 | 9.99 Acres | NORTHEASTERLY PORTION | | | |
| | 233074A HWY 817 | | | | | | |
| | F | LAND & IMPROVEMENTS | | T | 1 | FARMLAND | 1,590 |



2020 Assessment Roll (Valuation Date 1-July, 2020) 2021 Taxation Year, Wheatland County

Assessment Year: 2020
Tax Year: 2021

| Roll | Legal Address | | | | Total |
|---------|---------------|---------------------|---------------------------------|--------------------------------------|---------|
| | R | T 103 | RESIDENTIAL LAND & IMPROVEMENTS | | 699,010 |
| | | | Taxable Total: | | 700,600 |
| | R | E 901 | RURAL RESIDENCE EXEMPTION (RAP) | | 1,590 |
| | | 100% | Alberta School Foundation Fund | | |
| | | | Totals: | | 702,190 |
| 7972000 | 9612280 4 | NE-22-23-25-4 | 2.62 Acres | Northeast Corner Trucking Company | |
| | | 233078 HWY 817 | | | |
| | R | LAND & IMPROVEMENTS | T 103 | RESIDENTIAL LAND & IMPROVEMENTS | 523,640 |
| | NR | | T 105 | NON-RESEIDENTIAL LAND & IMPROVEMENTS | 41,860 |
| | | | 100% | Alberta School Foundation Fund | |
| | | | Taxable Total: | | 565,500 |
| 7973000 | NW-22-23-25-4 | 148.96 Acres | | | |
| | F | LAND | T 1 | FARMLAND | |
| | | | 100% | Alberta School Foundation Fund | |
| | | | Taxable Total: | | 23,440 |
| 7974000 | NW-22-23-25-4 | 9.99 Acres | Northeast Corner | | |
| | | 252053 TWP RD 234 | | | |
| | F | LAND & IMPROVEMENTS | T 1 | FARMLAND | 740 |
| | R | | T 103 | RESIDENTIAL LAND & IMPROVEMENTS | 361,210 |
| | | | Taxable Total: | | 361,950 |
| | R | | E 901 | RURAL RESIDENCE EXEMPTION (RAP) | 740 |
| | R | | E 903 | FARM BUILDING EXEMPT | 40,440 |
| | | | 100% | Alberta School Foundation Fund | |
| | | | Exempt Total: | | 41,180 |
| | | | Totals: | | 403,130 |
| 7975000 | SE-22-23-25-4 | 159.01 Acres | | | |
| | F | LAND | T 1 | FARMLAND | |
| | | | 100% | Alberta School Foundation Fund | |
| | | | Taxable Total: | | 33,770 |
| 7976000 | SW-22-23-25-4 | 160.00 Acres | | | |
| | F | LAND | T 1 | FARMLAND | |
| | | | 100% | Alberta School Foundation Fund | |
| | | | Taxable Total: | | 33,000 |
| 7977000 | NE-23-23-25-4 | 160.00 Acres | | | |
| | F | LAND | T 1 | FARMLAND | |
| | | | 100% | Alberta School Foundation Fund | |
| | | | Taxable Total: | | 23,270 |
| 7978000 | NW-23-23-25-4 | 158.00 Acres | | | |



2020 Assessment Roll (Valuation Date 1-July, 2020) 2021 Taxation Year, Wheatland County

Assessment Year: 2020
Tax Year: 2021

| Roll | Legal Address | | | | | Taxable Total: | Total |
|---------|---------------------------|--------------|---|-----|-------------------------------------|----------------------|---------|
| | F | LAND | T | 1 | FARMLAND | | |
| | | | | | 100% Alberta School Foundation Fund | | 30,730 |
| 7979000 | SE-23-23-25-4 | 160.00 Acres | | | | | |
| | F | LAND | T | 1 | FARMLAND | | 23,560 |
| | R | | T | 104 | RESIDENTIAL VACANT LAND | | 7,700 |
| | | | | | 100% Alberta School Foundation Fund | Taxable Total: | 31,260 |
| 7980000 | SW-23-23-25-4 | 159.00 Acres | | | | | |
| | F | LAND | T | 1 | FARMLAND | Taxable Total: | 34,020 |
| | | | | | 100% Alberta School Foundation Fund | | |
| 7981000 | NE-24-23-25-4 | 160.00 Acres | | | | | |
| | F | LAND | T | 1 | FARMLAND | Taxable Total: | 14,900 |
| | | | | | 100% Alberta School Foundation Fund | | |
| 7982000 | NW-24-23-25-4 | 160.00 Acres | | | | | |
| | F | LAND | T | 1 | FARMLAND | Taxable Total: | 14,250 |
| | | | | | 100% Alberta School Foundation Fund | | |
| 7983000 | SE-24-23-25-4 | 160.00 Acres | | | | | |
| | F | LAND | T | 1 | FARMLAND | Taxable Total: | 16,490 |
| | | | | | 100% Alberta School Foundation Fund | | |
| 7984000 | SW-24-23-25-4 | 160.00 Acres | | | | | |
| | F | LAND | T | 1 | FARMLAND | Taxable Total: | 14,220 |
| | | | | | 100% Alberta School Foundation Fund | | |
| 7986000 | NE-25-23-25-4 | 71.12 Acres | | | | Northeast of Railway | |
| | F | LAND | T | 1 | FARMLAND | Taxable Total: | 7,490 |
| | | | | | 100% Alberta School Foundation Fund | | |
| 7986010 | RY11 RLY 23 E -25-23-25-4 | 16.57 Acres | | | | Portion SE & NE | |
| | NR | LAND | E | 162 | OTHER MUNICIPAL EXEMPT | Exempt Total: | 192,450 |
| | | | | | 100% Alberta School Foundation Fund | | |



2020 Assessment Roll (Valuation Date 1-July, 2020) 2021 Taxation Year, Wheatland County

Assessment Year: 2020
Tax Year: 2021

| Roll | Legal Address | | | | | Total |
|---------|---------------------------|--------------|---------------------------------------|--|----------------|---------|
| 7988000 | N -25-23-25-4 | 223.33 Acres | WEST OF RAILWAY | | | |
| | 234069 RGE RD 251 | | | | | |
| | F LAND & IMPROVEMENTS | | T 1 FARMLAND | | | 26,990 |
| | R | | T 103 RESIDENTIAL LAND & IMPROVEMENTS | | | 563,770 |
| | | | Taxable Total: | | | 590,760 |
| | R | | E 901 RURAL RESIDENCE EXEMPTION (RAP) | | | 26,990 |
| | R | | E 903 FARM BUILDING EXEMPT | | | 232,640 |
| | | | 100% Alberta School Foundation Fund | | Exempt Total: | 259,630 |
| | | | | | Totals: | 850,390 |
| 7989000 | SE-25-23-25-4 | 159.28 Acres | | | | |
| | F LAND | | T 1 FARMLAND | | Taxable Total: | 13,590 |
| | | | 100% Alberta School Foundation Fund | | | |
| 7990000 | SW-25-23-25-4 | 160.00 Acres | | | | |
| | F LAND | | T 1 FARMLAND | | Taxable Total: | 13,750 |
| | | | 100% Alberta School Foundation Fund | | | |
| 7991000 | NE-26-23-25-4 | 128.38 Acres | | | | |
| | F LAND | | T 1 FARMLAND | | Taxable Total: | 19,420 |
| | | | 100% Alberta School Foundation Fund | | | |
| 7991010 | 0112994 1 1 NE-26-23-25-4 | 13.84 Acres | NORTHEAST CORNER | | | |
| | F LAND | | T 1 FARMLAND | | Taxable Total: | 1,440 |
| | | | 100% Alberta School Foundation Fund | | | |
| 7991020 | 0813127 2 1 NE-26-23-25-4 | 3.70 Acres | NW CORNER LSD 16 | | | |
| | F LAND | | T 1 FARMLAND | | Taxable Total: | 310 |
| | | | 100% Alberta School Foundation Fund | | | |
| 7991030 | 0813127 2 2 NE-26-23-25-4 | 11.81 Acres | SE CORNER LSD 16 | | | |
| | F LAND | | T 1 FARMLAND | | Taxable Total: | 1,450 |
| | | | 100% Alberta School Foundation Fund | | | |
| 7992000 | NW-26-23-25-4 | 144.00 Acres | | | | |
| | F LAND | | T 1 FARMLAND | | Taxable Total: | 26,280 |



2020 Assessment Roll (Valuation Date 1-July, 2020) 2021 Taxation Year, Wheatland County

Assessment Year: 2020
Tax Year: 2021

| Roll | Legal Address | | | | | Total |
|---------------------------------|--|-------------------------------------|--------------------------------------|----------------|-----------|-----------|
| 100% Christ The Redeemer Reg. 3 | | | | | | |
| 7992010 | 1612644 1 1 NW-26-23-25-4 15.00 Acres 234065 HWY 817 | NW corner | | | | |
| | F LAND & IMPROVEMENTS | T 1 | FARMLAND | | 1,820 | |
| | R | T 103 | RESIDENTIAL LAND & IMPROVEMENTS | | 517,680 | |
| | | Taxable Total: | | | | 519,500 |
| | R | E 901 | RURAL RESIDENCE EXEMPTION (RAP) | | 1,820 | |
| | | 100% Alberta School Foundation Fund | | Totals: | 521,320 | |
| 7993000 | SE-26-23-25-4 147.00 Acres 251026A TWP RD 234 | | | | | |
| | F LAND & IMPROVEMENTS | T 1 | FARMLAND | | 14,840 | |
| | R | T 103 | RESIDENTIAL LAND & IMPROVEMENTS | | 1,711,560 | |
| | | Taxable Total: | | | | 1,726,400 |
| | R | E 901 | RURAL RESIDENCE EXEMPTION (RAP) | | 41,940 | |
| | | 100% Christ The Redeemer Reg. 3 | | Totals: | 1,768,340 | |
| 7993010 | 9611150 1 SE-26-23-25-4 13.00 Acres 251040 TWP RD 234 | Southwest Corner | | | | |
| | F LAND & IMPROVEMENTS | T 1 | FARMLAND | | 820 | |
| | R | T 103 | RESIDENTIAL LAND & IMPROVEMENTS | | 436,300 | |
| | | 100% Alberta School Foundation Fund | | Taxable Total: | 437,120 | |
| 7994000 | SW-26-23-25-4 155.00 Acres | | | | | |
| | F LAND | T 1 | FARMLAND | | 24,850 | |
| | | 100% Alberta School Foundation Fund | | Taxable Total: | 24,850 | |
| 7994010 | 9610489 1 SW-26-23-25-4 3.00 Acres 251076 TWP RD 234 | Southwest corner Rod N Restro's | | | | |
| | R LAND & IMPROVEMENTS | T 103 | RESIDENTIAL LAND & IMPROVEMENTS | | 652,020 | |
| | NR | T 105 | NON-RESEIDENTIAL LAND & IMPROVEMENTS | | 307,870 | |
| | | 100% Alberta School Foundation Fund | | Taxable Total: | 959,890 | |
| 7995000 | 0513696 3 1 E -27-23-25-4 216.28 Acres 234082 HWY 817 | NE 106.46ac, SE 109.06ac | | | | |
| | F LAND & IMPROVEMENTS | T 1 | FARMLAND | | 29,730 | |
| | R | T 103 | RESIDENTIAL LAND & IMPROVEMENTS | | 561,040 | |
| | | Taxable Total: | | | | 590,770 |
| | R | E 901 | RURAL RESIDENCE EXEMPTION (RAP) | | 41,410 | |
| | R | E 903 | FARM BUILDING EXEMPT | | 16,050 | |
| | | | | Exempt Total: | 57,460 | |



2020 Assessment Roll (Valuation Date 1-July, 2020) 2021 Taxation Year, Wheatland County

Assessment Year: 2020
Tax Year: 2021

| Roll | Legal Address | 100% Alberta School Foundation Fund | | | | Total |
|---------|--|--|--------------------------------------|--|--|---------|
| Totals: | | | | | | 648,230 |
| 7995010 | 9511227 1 E -27-23-25-4 82.38 Acres 234038A HWY 817 | LSD 8, 9 & SW Port'n LSD 16 G&R Equine Centre & Horse Boarding | | | | |
| | F LAND & IMPROVEMENTS | T 1 | FARMLAND | | | 7,900 |
| | R | T 103 | RESIDENTIAL LAND & IMPROVEMENTS | | | 329,830 |
| | NR | T 105 | NON-RESEIDENTIAL LAND & IMPROVEMENTS | | | 218,450 |
| | | Taxable Total: | | | | 556,180 |
| | R | E 901 | RURAL RESIDENCE EXEMPTION (RAP) | | | 7,900 |
| | R | E 903 | FARM BUILDING EXEMPT | | | 148,570 |
| | | 100% Alberta School Foundation Fund Exempt Total: | | | | 156,470 |
| Totals: | | | | | | 712,650 |
| 7996000 | 9711849 2 1 NE-27-23-25-4 5.24 Acres 234066 HWY 817 | South Portion of LSD 16 Commercial Shop | | | | |
| | NR LAND & IMPROVEMENTS | T 105 | NON-RESEIDENTIAL LAND & IMPROVEMENTS | | | 748,930 |
| | | 100% Alberta School Foundation Fund Taxable Total: | | | | |
| 7996010 | 9711849 2 2 NE-27-23-25-4 4.30 Acres 234062 HWY 817 | S portion of LSD 16 | | | | |
| | R LAND & IMPROVEMENTS | T 103 | RESIDENTIAL LAND & IMPROVEMENTS | | | 549,800 |
| | | 100% Alberta School Foundation Fund Taxable Total: | | | | |
| 7998000 | NW-27-23-25-4 80.00 Acres | North Half LSD 11, 12 & 14 | | | | |
| | F LAND | T 1 | FARMLAND | | | 10,770 |
| | | 100% The Golden Hills Reg. Div. 15 Taxable Total: | | | | |
| 7999000 | NW-27-23-25-4 40.00 Acres 234063B RGE RD 253 | South Half LSD 11 & 12 | | | | |
| | F LAND & IMPROVEMENTS | T 1 | FARMLAND | | | 4,310 |
| | R | T 103 | RESIDENTIAL LAND & IMPROVEMENTS | | | 360,430 |
| | | Taxable Total: | | | | 364,740 |
| | R | E 901 | RURAL RESIDENCE EXEMPTION (RAP) | | | 30,770 |
| | | 100% The Golden Hills Reg. Div. 15 Totals: | | | | 395,510 |
| 8000000 | NW-27-23-25-4 34.15 Acres | LSD 13 | | | | |
| | F LAND | T 1 | FARMLAND | | | 4,690 |
| | | 100% Alberta School Foundation Fund Taxable Total: | | | | |
| 8000010 | 2010728 1 1 NW-27-23-25-4 5.85 Acres 234063A RGE RD 253 | NORTH HALF OF LSD 13 | | | | |



2020 Assessment Roll (Valuation Date 1-July, 2020) 2021 Taxation Year, Wheatland County

Assessment Year: 2020
Tax Year: 2021

| Roll | Legal Address | | | | Total |
|---------|--|---------------------|---|-------------------------------------|---|
| | F | LAND & IMPROVEMENTS | T | 1 FARMLAND | 270 |
| | R | | T | 103 RESIDENTIAL LAND & IMPROVEMENTS | 393,830 |
| | | | | Taxable Total: | 394,100 |
| | R | | E | 901 RURAL RESIDENCE EXEMPTION (RAP) | 30,770 |
| | | | | 100% Alberta School Foundation Fund | |
| | | | | Totals: | 424,870 |
| 8001000 | 0513693 2 1 SE-27-23-25-4 8.44 Acres 234014 HWY 817 | | | | MIDDLE EAST OF LSD 1 |
| | F | LAND & IMPROVEMENTS | T | 1 FARMLAND | 530 |
| | R | | T | 103 RESIDENTIAL LAND & IMPROVEMENTS | 680,170 |
| | | | | Taxable Total: | 680,700 |
| | R | | E | 901 RURAL RESIDENCE EXEMPTION (RAP) | 530 |
| | | | | 100% Alberta School Foundation Fund | |
| | | | | Totals: | 681,230 |
| 8002000 | SW-27-23-25-4 79.00 Acres 252054 TWP RD 234 | | | | LSD 3 & 4 |
| | F | LAND & IMPROVEMENTS | T | 1 FARMLAND | 12,960 |
| | R | | T | 103 RESIDENTIAL LAND & IMPROVEMENTS | 441,540 |
| | | | | Taxable Total: | 454,500 |
| | R | | E | 901 RURAL RESIDENCE EXEMPTION (RAP) | 12,960 |
| | R | | E | 903 FARM BUILDING EXEMPT | 4,000 |
| | | | | 100% Alberta School Foundation Fund | |
| | | | | Exempt Total: | 16,960 |
| | | | | Totals: | 471,460 |
| 8003000 | SW-27-23-25-4 40.00 Acres 234021 RGE RD 253 | | | | South Half LSD 5 & 6 |
| | F | LAND & IMPROVEMENTS | T | 1 FARMLAND | 6,120 |
| | R | | T | 103 RESIDENTIAL LAND & IMPROVEMENTS | 776,680 |
| | | | | Taxable Total: | 782,800 |
| | R | | E | 901 RURAL RESIDENCE EXEMPTION (RAP) | 6,120 |
| | R | | E | 903 FARM BUILDING EXEMPT | 17,140 |
| | | | | 100% Alberta School Foundation Fund | |
| | | | | Exempt Total: | 23,260 |
| | | | | Totals: | 806,060 |
| 8004000 | SW-27-23-25-4 40.00 Acres 234033 RGE RD 253 | | | | North Half 5 & 6 Tullamore Retreat Centre |
| | F | LAND & IMPROVEMENTS | T | 1 FARMLAND | 5,000 |
| | R | | T | 103 RESIDENTIAL LAND & IMPROVEMENTS | 900,180 |
| | | | | Taxable Total: | 905,180 |
| | R | | E | 901 RURAL RESIDENCE EXEMPTION (RAP) | 5,000 |
| | R | | E | 903 FARM BUILDING EXEMPT | 8,420 |
| | | | | Exempt Total: | 13,420 |
| | | | | Totals: | 918,600 |



2020 Assessment Roll (Valuation Date 1-July, 2020) 2021 Taxation Year, Wheatland County

Assessment Year: 2020
Tax Year: 2021

| Roll | Legal Address | | | | | 100% Alberta School Foundation Fund | | | | Total |
|---------|-------------------|---------------------|---------------|---|-------------------------------------|-------------------------------------|-----------------------|----------------|-----------|--------|
| 8005000 | NE-28-23-25-4 | | 82.50 Acres | | Southernly Portion | | | | | |
| | 234058 RGE RD 253 | | | | | | | | | |
| | F | LAND & IMPROVEMENTS | | T | 1 | FARMLAND | | | 7,440 | |
| | R | | | T | 103 | RESIDENTIAL LAND & IMPROVEMENTS | | | 307,600 | |
| | | | | | | Taxable Total: | | | 315,040 | |
| | R | | | E | 903 | FARM BUILDING EXEMPT | | | 43,900 | |
| | | | | | 100% Alberta School Foundation Fund | | Totals: | | 358,940 | |
| 8005005 | 1812491 3 2 | | NE-28-23-25-4 | | 61.33 Acres | | Northernly Portion | | | |
| | | | | | | | | | | |
| | F | LAND & IMPROVEMENTS | | T | 1 | FARMLAND | | | 3,220 | |
| | R | | | E | 903 | FARM BUILDING EXEMPT | | | 36,640 | |
| | | | | | | 100% Alberta School Foundation Fund | | Totals: | | 39,860 |
| 8005010 | 1513301 2 1 | | NE-28-23-25-4 | | 4.33 Acres | | SW part LSD 16 | | | |
| | 234060 RGE RD 253 | | | | | | | | | |
| | F | LAND & IMPROVEMENTS | | T | 1 | FARMLAND | | | 140 | |
| | R | | | T | 103 | RESIDENTIAL LAND & IMPROVEMENTS | | | 515,260 | |
| | | | | | | Taxable Total: | | | 515,400 | |
| | R | | | E | 901 | RURAL RESIDENCE EXEMPTION (RAP) | | | 140 | |
| | | | | | 100% Alberta School Foundation Fund | | Totals: | | 515,540 | |
| 8006000 | NE-28-23-25-4 | | 5.02 Acres | | Northeast Corner LSD 16 | | | | | |
| | 234080 RGE RD 253 | | | | | | | | | |
| | F | LAND & IMPROVEMENTS | | T | 1 | FARMLAND | | | 170 | |
| | R | | | T | 103 | RESIDENTIAL LAND & IMPROVEMENTS | | | 1,438,330 | |
| | | | | | | Taxable Total: | | | 1,438,500 | |
| | R | | | E | 901 | RURAL RESIDENCE EXEMPTION (RAP) | | | 170 | |
| | R | | | E | 903 | FARM BUILDING EXEMPT | | | 12,900 | |
| | | | | | 100% Alberta School Foundation Fund | | Exempt Total: | | 13,070 | |
| | | | | | | | Totals: | | 1,451,570 | |
| 8006010 | 9511278 1 | | NE-28-23-25-4 | | 4.82 Acres | | Southeast Half LSD 16 | | | |
| | 234062 RGE RD 253 | | | | | | | | | |
| | R | LAND & IMPROVEMENTS | | T | 103 | RESIDENTIAL LAND & IMPROVEMENTS | | Taxable Total: | 516,000 | |
| | | | | | 100% Alberta School Foundation Fund | | | | | |
| 8007000 | NW-28-23-25-4 | | 159.74 Acres | | | | | | | |
| | | | | | | | | | | |
| | F | LAND | | T | 1 | FARMLAND | | Taxable Total: | 19,720 | |
| | | | | | 100% Alberta School Foundation Fund | | | | | |



2020 Assessment Roll (Valuation Date 1-July, 2020) 2021 Taxation Year, Wheatland County

Assessment Year: 2020
Tax Year: 2021

| Roll | Legal Address | | | | | Total |
|---------|---------------|---------------|--------------|---|----------------|--------|
| 8011015 | 1110248 RW 23 | SE-29-23-25-4 | 1.03 Acres | CANAL WIDENING ON SW OF CANAL | | |
| | NR | LAND | | E 167 WESTERN IRRIGATION DIST EXEMPT 100% Alberta School Foundation Fund | Exempt Total: | 1,270 |
| 8011020 | NE-29-23-25-4 | | 1.20 Acres | EAST SIDE OF LSD 16 & 9 | | |
| | NR | LAND | | E 167 WESTERN IRRIGATION DIST EXEMPT 100% Alberta School Foundation Fund | Exempt Total: | 1,480 |
| 8012000 | NW-29-23-25-4 | | 160.00 Acres | | | |
| | F | LAND | | T 1 FARMLAND 100% Alberta School Foundation Fund | Taxable Total: | 41,310 |
| 8013000 | SE-29-23-25-4 | | 110.67 Acres | West of Canal | | |
| | F | LAND | | T 1 FARMLAND 100% Alberta School Foundation Fund | Taxable Total: | 25,970 |
| 8014000 | SE-29-23-25-4 | | 11.40 Acres | East of Canal in the NE Corner | | |
| | F | LAND | | T 1 FARMLAND 100% Alberta School Foundation Fund | Taxable Total: | 1,190 |
| 8015000 | SW-29-23-25-4 | | 159.00 Acres | | | |
| | F | LAND | | T 1 FARMLAND 100% Alberta School Foundation Fund | Taxable Total: | 43,420 |
| 8016000 | NE-30-23-25-4 | | 160.00 Acres | | | |
| | F | LAND | | T 1 FARMLAND 100% The Golden Hills Reg. Div. 15 | Taxable Total: | 42,020 |
| 8017000 | NW-30-23-25-4 | | 160.00 Acres | | | |
| | F | LAND | | T 1 FARMLAND 100% The Golden Hills Reg. Div. 15 | Taxable Total: | 37,320 |
| 8018000 | SE-30-23-25-4 | | 156.13 Acres | | | |
| | F | LAND | | T 1 FARMLAND | Taxable Total: | 38,260 |



2020 Assessment Roll (Valuation Date 1-July, 2020) 2021 Taxation Year, Wheatland County

Assessment Year: 2020
Tax Year: 2021

| Roll | Legal Address | | | | | Total |
|---------|---|--|---------------------------------|----------------|--|---------|
| 8018010 | 9813320 1 SE-30-23-25-4 2.86 Acres 234006 RGE RD 255 | 100% Alberta School Foundation Fund | | | | |
| | | SE CORNER Grader storage County Glenmore Grader Shop | | | | |
| | NR LAND & IMPROVEMENTS | E 155 | WHEATLAND COUNTY EXEMPT | Exempt Total: | | 356,670 |
| | | 100% Alberta School Foundation Fund | | | | |
| 8019000 | SW-30-23-25-4 156.00 Acres | | | | | |
| | F LAND | T 1 | FARMLAND | Taxable Total: | | 37,500 |
| | | 100% Alberta School Foundation Fund | | | | |
| 8019010 | 0712616 1 1 SW-30-23-25-4 3.00 Acres 234003 RGE RD 260 | SW corner LSD 4 | | | | |
| | R LAND & IMPROVEMENTS | T 103 | RESIDENTIAL LAND & IMPROVEMENTS | Taxable Total: | | 524,900 |
| | | 100% Alberta School Foundation Fund | | | | |
| 8020000 | NE-31-23-25-4 160.00 Acres | | | | | |
| | F LAND | T 1 | FARMLAND | Taxable Total: | | 16,840 |
| | | 100% Alberta School Foundation Fund | | | | |
| 8021000 | NW-31-23-25-4 160.00 Acres 255077 TWP RD 240 | | | | | |
| | F LAND & IMPROVEMENTS | T 1 | FARMLAND | | | 22,250 |
| | R | T 103 | RESIDENTIAL LAND & IMPROVEMENTS | | | 313,000 |
| | | Taxable Total: | | | | 335,250 |
| | R | E 903 | FARM BUILDING EXEMPT | | | 6,020 |
| | | 100% Alberta School Foundation Fund | | | | |
| | | Totals: | | | | 341,270 |
| 8022000 | SE-31-23-25-4 160.00 Acres | | | | | |
| | F LAND | T 1 | FARMLAND | Taxable Total: | | 30,230 |
| | | 100% Alberta School Foundation Fund | | | | |
| 8023000 | SW-31-23-25-4 160.00 Acres | | | | | |
| | F LAND | T 1 | FARMLAND | Taxable Total: | | 29,380 |
| | | 100% The Golden Hills Reg. Div. 15 | | | | |
| 8024000 | NE-32-23-25-4 23.09 Acres 10 254025 TWP RD 240 | E1/2 LSD 10 & SE part LSD 15 | | | | |
| | F LAND & IMPROVEMENTS | T 1 | FARMLAND | | | 4,110 |
| | R | T 103 | RESIDENTIAL LAND & IMPROVEMENTS | | | 827,690 |



2020 Assessment Roll (Valuation Date 1-July, 2020) 2021 Taxation Year, Wheatland County

Assessment Year: 2020
Tax Year: 2021

| Roll | Legal Address | | | | Total |
|---------|---|-------|---------------------------------|-----------------------------|---------|
| | | | | Taxable Total: | 831,800 |
| | R | E 901 | RURAL RESIDENCE EXEMPTION (RAP) | | 4,110 |
| | | 100% | Alberta School Foundation Fund | Totals: | 835,910 |
| 8024010 | 1310840 3 1 NE-32-23-25-4 3.60 Acres 2 254025 TWP RD 240 | | | NW part of LSD 15 | |
| | R LAND & IMPROVEMENTS | T 103 | RESIDENTIAL LAND & IMPROVEMENTS | Taxable Total: | 751,100 |
| | | 100% | Alberta School Foundation Fund | | |
| 8024020 | 1310840 3 2 NE-32-23-25-4 3.51 Acres 6 254025 TWP RD 240 | | | SW part of LSD 15 | |
| | R LAND & IMPROVEMENTS | T 103 | RESIDENTIAL LAND & IMPROVEMENTS | Taxable Total: | 573,000 |
| | | 100% | Alberta School Foundation Fund | | |
| 8024030 | 1310840 3 3 NE-32-23-25-4 3.60 Acres 1 254025 TWP RD 240 | | | NE corner of LSD 15 | |
| | R LAND & IMPROVEMENTS | T 103 | RESIDENTIAL LAND & IMPROVEMENTS | Taxable Total: | 731,900 |
| | | 100% | Alberta School Foundation Fund | | |
| 8024040 | 1310840 3 4 NE-32-23-25-4 3.51 Acres 5 254025 TWP RD 240 | | | SE corner LSD 15 | |
| | R LAND & IMPROVEMENTS | T 103 | RESIDENTIAL LAND & IMPROVEMENTS | Taxable Total: | 587,500 |
| | | 100% | Alberta School Foundation Fund | | |
| 8025000 | 0813471 1 2 NE-32-23-25-4 36.97 Acres 254015 TWP RD 240 | | | WEST PART LSD 16 & 9 | |
| | F LAND & IMPROVEMENTS | T 1 | FARMLAND | | 6,940 |
| | R | T 103 | RESIDENTIAL LAND & IMPROVEMENTS | | 227,560 |
| | | | | Taxable Total: | 234,500 |
| | R | E 901 | RURAL RESIDENCE EXEMPTION (RAP) | | 6,940 |
| | R | E 903 | FARM BUILDING EXEMPT | | 1,820 |
| | | 100% | Alberta School Foundation Fund | Exempt Total: | 8,760 |
| | | | | Totals: | 243,260 |
| 8025010 | 0813471 1 1 NE-32-23-25-4 3.00 Acres 254011 TWP RD 240 | | | N CENTRAL PORTION OF LSD 16 | |
| | R LAND & IMPROVEMENTS | T 103 | RESIDENTIAL LAND & IMPROVEMENTS | Taxable Total: | 584,100 |
| | | 100% | Alberta School Foundation Fund | | |
| 8026000 | NE-32-23-25-4 20.81 Acres 235068 RGE RD 254 | | | LSD 16 | |
| | F LAND & IMPROVEMENTS | T 1 | FARMLAND | | 3,640 |
| | R | T 103 | RESIDENTIAL LAND & IMPROVEMENTS | | 539,410 |
| | | | | Taxable Total: | 543,050 |



2020 Assessment Roll (Valuation Date 1-July, 2020) 2021 Taxation Year, Wheatland County

Assessment Year: 2020
Tax Year: 2021

| Roll | Legal Address | Total |
|---------|--|---------|
| | R E 901 RURAL RESIDENCE EXEMPTION (RAP) | 3,640 |
| | R E 903 FARM BUILDING EXEMPT | 154,510 |
| | 100% Alberta School Foundation Fund Exempt Total: | 158,150 |
| | Totals: | 701,200 |
| 8026001 | 1312528 4 1 NE-32-23-25-4 5.65 Acres 1 235056 RGE RD 254 SE Corner | |
| | R LAND & IMPROVEMENTS T 103 RESIDENTIAL LAND & IMPROVEMENTS Taxable Total: | 991,000 |
| | 100% Alberta School Foundation Fund | |
| 8026002 | 1312528 4 2 NE-32-23-25-4 5.66 Acres 5 235056 RGE RD 254 101.39 West of SE Corner | |
| | R LAND & IMPROVEMENTS T 103 RESIDENTIAL LAND & IMPROVEMENTS Taxable Total: | 654,200 |
| | 100% Alberta School Foundation Fund | |
| 8026003 | 1312528 4 3 NE-32-23-25-4 3.12 Acres 6 235056 RGE RD 254 NW part of LSD 9 | |
| | R LAND & IMPROVEMENTS T 103 RESIDENTIAL LAND & IMPROVEMENTS Taxable Total: | 678,600 |
| | 100% Alberta School Foundation Fund | |
| 8026004 | 1312528 4 4 NE-32-23-25-4 3.11 Acres 2 235056 RGE RD 254 NE part LSD 9 | |
| | R LAND & IMPROVEMENTS T 103 RESIDENTIAL LAND & IMPROVEMENTS Taxable Total: | 707,000 |
| | 100% Alberta School Foundation Fund | |
| 8027000 | NE-32-23-25-4 24.50 Acres SW CORNER | |
| | F LAND T 1 FARMLAND Taxable Total: | 5,010 |
| | 100% Alberta School Foundation Fund | |
| 8027010 | 1012666 2 1 NE-32-23-25-4 7.30 Acres 254035A TWP RD 240 NW CORNER | |
| | F LAND & IMPROVEMENTS T 1 FARMLAND | 620 |
| | R T 103 RESIDENTIAL LAND & IMPROVEMENTS | 536,080 |
| | Taxable Total: | 536,700 |
| | R E 901 RURAL RESIDENCE EXEMPTION (RAP) | 620 |
| | 100% Alberta School Foundation Fund Totals: | 537,320 |
| 8027020 | 1012666 2 2 NE-32-23-25-4 7.30 Acres 254035B TWP RD 240 163m S of NW CORNER | |
| | F LAND & IMPROVEMENTS T 1 FARMLAND | 620 |
| | R T 103 RESIDENTIAL LAND & IMPROVEMENTS | 795,080 |
| | Taxable Total: | 795,700 |



2020 Assessment Roll (Valuation Date 1-July, 2020) 2021 Taxation Year, Wheatland County

Assessment Year: 2020
Tax Year: 2021

| Roll | Legal Address | | | | | | Total |
|---------|---------------------------|--------------|-------|-------------------------------------|----------------|------------------|---------|
| | R | | E 901 | RURAL RESIDENCE EXEMPTION (RAP) | | | 620 |
| | | | 100% | Alberta School Foundation Fund | Totals: | | 796,320 |
| 8028000 | NW-32-23-25-4 | 157.00 Acres | | | | | |
| | 254061 TWP RD 240 | | | | | | |
| | F LAND & IMPROVEMENTS | | T 1 | FARMLAND | | | 27,690 |
| | R | | T 103 | RESIDENTIAL LAND & IMPROVEMENTS | | | 424,580 |
| | | | | | Taxable Total: | | 452,270 |
| | R | | E 901 | RURAL RESIDENCE EXEMPTION (RAP) | | | 27,690 |
| | R | | E 903 | FARM BUILDING EXEMPT | | | 25,370 |
| | | | | 50% The Golden Hills Reg. Div. 15 | Exempt Total: | | 53,060 |
| | | | | 50% Christ The Redeemer Reg. 3 | Totals: | | 505,330 |
| 8028010 | 9910891 1 NW-32-23-25-4 | 3.00 Acres | | | | | |
| | 254043 TWP RD 240 | | | | | NORTHEAST CORNER | |
| | R LAND & IMPROVEMENTS | | T 103 | RESIDENTIAL LAND & IMPROVEMENTS | | | 751,200 |
| | R | | E 903 | FARM BUILDING EXEMPT | | | 11,670 |
| | | | | 100% Alberta School Foundation Fund | Totals: | | 762,870 |
| 8029000 | 1211086 1 1 SE-32-23-25-4 | 158.94 Acres | | | | | |
| | F LAND | | T 1 | FARMLAND | | Taxable Total: | 36,890 |
| | | | | 100% Alberta School Foundation Fund | | | |
| 8029010 | SE-32-23-25-4 | 1.43 Acres | | | | | |
| | NR LAND | | E 167 | WESTERN IRRIGATION DIST EXEMPT | | Exempt Total: | 33,250 |
| | | | | 100% Alberta School Foundation Fund | | | |
| 8030000 | SW-32-23-25-4 | 155.99 Acres | | | | | |
| | F LAND | | T 1 | FARMLAND | | Taxable Total: | 36,240 |
| | | | | 100% Alberta School Foundation Fund | | | |
| 8031010 | 0111023 3 1 NE-33-23-25-4 | 285.01 Acres | | | | MOSTLY NW QRT | |
| | 235019 RGE RD 254 | | | | | | |
| | F LAND & IMPROVEMENTS | | T 1 | FARMLAND | | | 63,770 |
| | R | | T 103 | RESIDENTIAL LAND & IMPROVEMENTS | | | 288,240 |
| | | | | | Taxable Total: | | 352,010 |
| | R | | E 901 | RURAL RESIDENCE EXEMPTION (RAP) | | | 61,540 |
| | R | | E 903 | FARM BUILDING EXEMPT | | | 25,930 |
| | | | | | Exempt Total: | | 87,470 |
| | | | | | Totals: | | 439,480 |



2020 Assessment Roll (Valuation Date 1-July, 2020) 2021 Taxation Year, Wheatland County

Assessment Year: 2020
Tax Year: 2021

| Roll | Legal Address | 100% The Golden Hills Reg. Div. 15 | | | | Total |
|---------|---|--|--------------------------------------|----------------|--|---------|
| 8031020 | 9810989 AREA J SE-33-23-25-4 6.74 Acres | EASTERN IRRIGATION CANAL | | | | |
| | NR LAND | E 167 | WESTERN IRRIGATION DIST EXEMPT | Exempt Total: | | 8,310 |
| | | 100% | Alberta School Foundation Fund | | | |
| 8031025 | SE-33-23-25-4 0.02 Acres | N.E. CORNER OF LSD 8 | | | | |
| | R LAND | T 104 | RESIDENTIAL VACANT LAND | Taxable Total: | | 2,700 |
| | | 100% | Alberta School Foundation Fund | | | |
| 8032000 | 9813642 AREA G NE-33-23-25-4 47.01 Acres 253015 TWP RD 240 | Portion West of Canal | | | | |
| | F LAND & IMPROVEMENTS | T 1 | FARMLAND | | | 4,630 |
| | R | T 103 | RESIDENTIAL LAND & IMPROVEMENTS | | | 591,470 |
| | | | | Taxable Total: | | 596,100 |
| | R | E 901 | RURAL RESIDENCE EXEMPTION (RAP) | | | 4,630 |
| | R | E 903 | FARM BUILDING EXEMPT | | | 9,900 |
| | | 100% | Alberta School Foundation Fund | Exempt Total: | | 14,530 |
| | | | | Totals: | | 610,630 |
| 8032010 | 9813642 AREA F NE-33-23-25-4 13.11 Acres | IRRIGATION CANAL | | | | |
| | NR LAND | E 167 | WESTERN IRRIGATION DIST EXEMPT | Exempt Total: | | 16,170 |
| | | 100% | Alberta School Foundation Fund | | | |
| 8033000 | NE-33-23-25-4 31.71 Acres 235056 RGE RD 253 | Portion EAST of Canal Rommens Construction | | | | |
| | F LAND & IMPROVEMENTS | T 1 | FARMLAND | | | 2,730 |
| | R | T 103 | RESIDENTIAL LAND & IMPROVEMENTS | | | 483,220 |
| | NR | T 105 | NON-RESEIDENTIAL LAND & IMPROVEMENTS | | | 81,180 |
| | | 100% | Alberta School Foundation Fund | Taxable Total: | | 567,130 |
| 8033010 | 9810989 AREA K SE-33-23-25-4 28.86 Acres 235038 RGE RD 253 | South & West of Canal | | | | |
| | F LAND & IMPROVEMENTS | T 1 | FARMLAND | | | 2,720 |
| | R | T 103 | RESIDENTIAL LAND & IMPROVEMENTS | | | 786,980 |
| | | | | Taxable Total: | | 789,700 |
| | R | E 901 | RURAL RESIDENCE EXEMPTION (RAP) | | | 2,720 |
| | | 100% | Alberta School Foundation Fund | Totals: | | 792,420 |
| 8034000 | 0111022 2 1 E -33-23-25-4 26.27 Acres 253023 TWP RD 240 | North of Canal, MOSTLY LSD 8 | | | | |



2020 Assessment Roll (Valuation Date 1-July, 2020) 2021 Taxation Year, Wheatland County

Assessment Year: 2020
Tax Year: 2021

| Roll | Legal Address | | | | Total |
|---------|--------------------|---------------------------|---|---|----------------------|
| | F | LAND & IMPROVEMENTS | T | 1 FARMLAND | 2,450 |
| | R | | T | 103 RESIDENTIAL LAND & IMPROVEMENTS | 432,150 |
| | | | | Taxable Total: | 434,600 |
| | R | | E | 901 RURAL RESIDENCE EXEMPTION (RAP) | 2,450 |
| | | | | 100% Alberta School Foundation Fund | |
| | | | | Totals: | 437,050 |
| 8035000 | 9810334 K | NW-33-23-25-4 5.30 Acres | | Northwest Corner | |
| | 253075 TWP RD 240 | | | | |
| | F | LAND & IMPROVEMENTS | T | 1 FARMLAND | 330 |
| | R | | T | 103 RESIDENTIAL LAND & IMPROVEMENTS | 572,770 |
| | | | | Taxable Total: | 573,100 |
| | R | | E | 901 RURAL RESIDENCE EXEMPTION (RAP) | 330 |
| | | | | 100% Christ The Redeemer Reg. 3 | |
| | | | | Totals: | 573,430 |
| 8036000 | 9712520 E | SE-33-23-25-4 79.39 Acres | | South & East of Canal-AREA E | |
| | 235006A RGE RD 253 | | | | |
| | F | LAND & IMPROVEMENTS | T | 1 FARMLAND | 8,040 |
| | R | | T | 101 RESIDENTIAL IMPROVEMENT NIL RAP ALLOW | 144,800 |
| | R | | T | 103 RESIDENTIAL LAND & IMPROVEMENTS | 350,460 |
| | | | | Taxable Total: | 503,300 |
| | R | | E | 901 RURAL RESIDENCE EXEMPTION (RAP) | 8,040 |
| | | | | 100% Christ The Redeemer Reg. 3 | |
| | | | | Totals: | 511,340 |
| 8036010 | 9810989 AREA H | SE-33-23-25-4 13.16 Acres | | NORTHERN IRRIGATION CANAL | |
| | NR | LAND | E | 167 WESTERN IRRIGATION DIST EXEMPT | Exempt Total: 16,230 |
| | | | | 100% Alberta School Foundation Fund | |
| 8037000 | 9810989 AREA L | SE-33-23-25-4 0.11 Acres | | ACCESS FOR R#8033010 | |
| | NR | LAND | E | 167 WESTERN IRRIGATION DIST EXEMPT | Exempt Total: 140 |
| | | | | 100% Alberta School Foundation Fund | |
| 8038000 | 9910014 AREA N | SW-33-23-25-4 81.72 Acres | | Portion South of Canal | |
| | 235013A RGE RD 254 | | | | |
| | F | LAND & IMPROVEMENTS | T | 1 FARMLAND | 7,210 |
| | R | | T | 103 RESIDENTIAL LAND & IMPROVEMENTS | 572,230 |
| | | | | Taxable Total: | 579,440 |
| | R | | E | 901 RURAL RESIDENCE EXEMPTION (RAP) | 7,210 |
| | R | | E | 903 FARM BUILDING EXEMPT | 11,250 |
| | | | | 100% Alberta School Foundation Fund | |
| | | | | Exempt Total: | 18,460 |
| | | | | Totals: | 597,900 |



2020 Assessment Roll (Valuation Date 1-July, 2020) 2021 Taxation Year, Wheatland County

Assessment Year: 2020
Tax Year: 2021

| Roll | Legal Address | | | | Total |
|---------|-------------------|---------------------|-------------|---|------------------------|
| 8038010 | 9910014 AREA M | SW-33-23-25-4 | 12.77 Acres | | |
| | NR | LAND | E 167 | WESTERN IRRIGATION DIST EXEMPT 100% Alberta School Foundation Fund | Exempt Total: 15,750 |
| 8038020 | 9910014 AREA P | SW-33-23-25-4 | 0.24 Acres | | |
| | NR | LAND | E 167 | WESTERN IRRIGATION DIST EXEMPT 100% Alberta School Foundation Fund | Exempt Total: 300 |
| 8038030 | 9910014 AREA R | SW-33-23-25-4 | 0.86 Acres | | |
| | NR | LAND | E 167 | WESTERN IRRIGATION DIST EXEMPT 100% Alberta School Foundation Fund | Exempt Total: 1,060 |
| 8039010 | 8410393 A | SW-33-23-25-4 | 4.72 Acres | Prtn in SW Corner N of Canal | |
| | 235029 RGE RD 254 | | | | |
| | F | LAND & IMPROVEMENTS | T 1 | FARMLAND | 180 |
| | R | | T 103 | RESIDENTIAL LAND & IMPROVEMENTS | 480,990 |
| | | | | Taxable Total: | 481,170 |
| | R | | E 901 | RURAL RESIDENCE EXEMPTION (RAP) | 2,910 |
| | R | | E 903 | FARM BUILDING EXEMPT | 19,570 |
| | | | | 100% Alberta School Foundation Fund | Exempt Total: 22,480 |
| | | | | Totals: | 503,650 |
| 8040000 | NE-34-23-25-4 | 143.09 Acres | | | |
| | F | LAND | T 1 | FARMLAND | Taxable Total: 25,010 |
| | | | | 100% Alberta School Foundation Fund | |
| 8040010 | 8811335 2 | NE-34-23-25-4 | 4.83 Acres | Southeast Corner | |
| | 235048 HWY 817 | | | | |
| | F | LAND & IMPROVEMENTS | T 1 | FARMLAND | 190 |
| | R | | T 103 | RESIDENTIAL LAND & IMPROVEMENTS | 600,070 |
| | | | | Taxable Total: | 600,260 |
| | R | | E 901 | RURAL RESIDENCE EXEMPTION (RAP) | 7,630 |
| | | | | 100% The Golden Hills Reg. Div. 15 | Totals: 607,890 |
| 8040020 | 1312543 3 1 | NE-34-23-25-4 | 5.00 Acres | NW Corner | |
| | R | LAND | T 104 | RESIDENTIAL VACANT LAND | Taxable Total: 177,100 |
| | | | | 100% Alberta School Foundation Fund | |



2020 Assessment Roll (Valuation Date 1-July, 2020) 2021 Taxation Year, Wheatland County

Assessment Year: 2020
Tax Year: 2021

| Roll | Legal Address | | | | | Total |
|---------|---|---|---------------------------------|----------------|--|---------|
| 8041000 | NE-34-23-25-4 5.07 Acres 252003 TWP RD 240 | STRATHMORE TRANSFER SITE Strathmore Waste Transfer Site | | | | |
| | NR LAND & IMPROVEMENTS | E 158 | WASTE TRANSFER SITES EXEMPT | Exempt Total: | | 282,420 |
| | | 100% | Alberta School Foundation Fund | | | |
| 8042000 | NW-34-23-25-4 160.00 Acres 235075 RGE RD 253 | | | | | |
| | F LAND & IMPROVEMENTS | T 1 | FARMLAND | | | 17,570 |
| | R | T 103 | RESIDENTIAL LAND & IMPROVEMENTS | | | 566,760 |
| | | | | Taxable Total: | | 584,330 |
| | R | E 901 | RURAL RESIDENCE EXEMPTION (RAP) | | | 61,540 |
| | R | E 903 | FARM BUILDING EXEMPT | | | 21,000 |
| | | 100% | The Golden Hills Reg. Div. 15 | Exempt Total: | | 82,540 |
| | | | | Totals: | | 666,870 |
| 8043000 | SE-34-23-25-4 146.25 Acres 235030B HWY 817 | | | | | |
| | F LAND & IMPROVEMENTS | T 1 | FARMLAND | | | 18,510 |
| | R | T 103 | RESIDENTIAL LAND & IMPROVEMENTS | | | 276,790 |
| | | | | Taxable Total: | | 295,300 |
| | R | E 901 | RURAL RESIDENCE EXEMPTION (RAP) | | | 18,510 |
| | | 100% | Alberta School Foundation Fund | Totals: | | 313,810 |
| 8043010 | 9410579 1 SE-34-23-25-4 3.57 Acres 235006 HWY 817 | Southeast Corner | | | | |
| | R LAND & IMPROVEMENTS | T 103 | RESIDENTIAL LAND & IMPROVEMENTS | Taxable Total: | | 483,700 |
| | | 100% | Alberta School Foundation Fund | | | |
| 8043020 | 0714889 2 1 SE-34-23-25-4 8.18 Acres 235030A HWY 817 | NORTH EAST CORNER | | | | |
| | F LAND & IMPROVEMENTS | T 1 | FARMLAND | | | 440 |
| | R | T 103 | RESIDENTIAL LAND & IMPROVEMENTS | | | 357,260 |
| | | | | Taxable Total: | | 357,700 |
| | R | E 901 | RURAL RESIDENCE EXEMPTION (RAP) | | | 440 |
| | R | E 903 | FARM BUILDING EXEMPT | | | 19,670 |
| | | 100% | Alberta School Foundation Fund | Exempt Total: | | 20,110 |
| | | | | Totals: | | 377,810 |
| 8044000 | SW-34-23-25-4 80.00 Acres | LSD 5 & 6 | | | | |
| | F LAND | T 1 | FARMLAND | Taxable Total: | | 10,780 |
| | | 100% | The Golden Hills Reg. Div. 15 | | | |



2020 Assessment Roll (Valuation Date 1-July, 2020) 2021 Taxation Year, Wheatland County

Assessment Year: 2020
Tax Year: 2021

| Roll | Legal Address | | | | | | Total |
|---------|-----------------------|--------------|-------------------------------------|---------------------------------|--|----------------|---------|
| 8045000 | SW-34-23-25-4 | 80.00 Acres | LSD 3 & 4 | | | | |
| | 235015 RGE RD 253 | | | | | | |
| | F LAND & IMPROVEMENTS | | T 1 | FARMLAND | | | 10,070 |
| | R | | T 103 | RESIDENTIAL LAND & IMPROVEMENTS | | | 402,100 |
| | | | Taxable Total: | | | | 412,170 |
| | R | | E 901 | RURAL RESIDENCE EXEMPTION (RAP) | | | 31,980 |
| | R | | E 903 | FARM BUILDING EXEMPT | | | 5,020 |
| | | | 100% Christ The Redeemer Reg. 3 | | | | |
| | | | Exempt Total: | | | | 37,000 |
| | | | Totals: | | | | 449,170 |
| 8046000 | NE-35-23-25-4 | 160.00 Acres | | | | | |
| | F LAND | | T 1 | FARMLAND | | Taxable Total: | 23,050 |
| | | | 100% Alberta School Foundation Fund | | | | |
| 8047000 | NW-35-23-25-4 | 158.00 Acres | | | | | |
| | F LAND | | T 1 | FARMLAND | | Taxable Total: | 27,650 |
| | | | 100% Alberta School Foundation Fund | | | | |
| 8048000 | SE-35-23-25-4 | 80.00 Acres | LSD 7 & 8 | | | | |
| | F LAND | | T 1 | FARMLAND | | Taxable Total: | 11,720 |
| | | | 100% Alberta School Foundation Fund | | | | |
| 8049000 | SE-35-23-25-4 | 38.06 Acres | LSD 2 | | | | |
| | F LAND | | T 1 | FARMLAND | | Taxable Total: | 4,270 |
| | | | 100% Alberta School Foundation Fund | | | | |
| 8050000 | SE-35-23-25-4 | 34.90 Acres | LSD 1 | | | | |
| | F LAND | | T 1 | FARMLAND | | Taxable Total: | 3,350 |
| | | | 100% Alberta School Foundation Fund | | | | |
| 8051000 | SE-35-23-25-4 | 4.67 Acres | West side of LSD 1 | | | | |
| | 251022 TWP RD 235 | | | | | | |
| | F LAND & IMPROVEMENTS | | T 1 | FARMLAND | | | 160 |
| | R | | T 103 | RESIDENTIAL LAND & IMPROVEMENTS | | | 281,100 |
| | | | Taxable Total: | | | | 281,260 |
| | R | | E 901 | RURAL RESIDENCE EXEMPTION (RAP) | | | 61,540 |
| | R | | E 903 | FARM BUILDING EXEMPT | | | 1,950 |
| | | | Exempt Total: | | | | 63,490 |



2020 Assessment Roll (Valuation Date 1-July, 2020) 2021 Taxation Year, Wheatland County

Assessment Year: 2020
Tax Year: 2021

| Roll | Legal Address | 100% Alberta School Foundation Fund | | | | Total |
|-------------------------------------|--|-------------------------------------|--------------------------------------|----------------|---------|---------|
| | | | | | Totals: | 344,750 |
| 8052000 | SW-35-23-25-4 | 112.31 Acres | LSD 3, 4 & 6 | | | |
| | F LAND | T 1 | FARMLAND | Taxable Total: | 18,570 | |
| 100% Alberta School Foundation Fund | | | | | | |
| 8052010 | 9410521 1 SW-35-23-25-4 41.73 Acres 235027A HWY 817 | LSD 5 Elliott Ranch RV Storage | | | | |
| | F LAND & IMPROVEMENTS | T 1 | FARMLAND | | 3,490 | |
| | R | T 103 | RESIDENTIAL LAND & IMPROVEMENTS | | 502,530 | |
| | NR | T 105 | NON-RESEIDENTIAL LAND & IMPROVEMENTS | | 161,520 | |
| Taxable Total: | | | | | 667,540 | |
| | R | E 901 | RURAL RESIDENCE EXEMPTION (RAP) | | 3,490 | |
| | R | E 903 | FARM BUILDING EXEMPT | | 22,480 | |
| | | 100% The Golden Hills Reg. Div. 15 | | Exempt Total: | 25,970 | |
| Totals: | | | | | 693,510 | |
| 8054000 | NE-36-23-25-4 | 158.17 Acres | Gator Bobcat Construction | | | |
| | 250037A TWP RD 240 | | | | | |
| | F LAND & IMPROVEMENTS | T 1 | FARMLAND | | 14,830 | |
| | R | T 103 | RESIDENTIAL LAND & IMPROVEMENTS | | 235,070 | |
| | NR | T 105 | NON-RESEIDENTIAL LAND & IMPROVEMENTS | | 122,080 | |
| Taxable Total: | | | | | 371,980 | |
| | R | E 901 | RURAL RESIDENCE EXEMPTION (RAP) | | 37,210 | |
| | R | E 903 | FARM BUILDING EXEMPT | | 47,240 | |
| | | 100% Alberta School Foundation Fund | | Exempt Total: | 84,450 | |
| Totals: | | | | | 456,430 | |
| 8055000 | NW-36-23-25-4 | 106.28 Acres | West of Railway | | | |
| | 250083 TWP RD 240 | | | | | |
| | F LAND & IMPROVEMENTS | T 1 | FARMLAND | | 9,820 | |
| | R | T 103 | RESIDENTIAL LAND & IMPROVEMENTS | | 508,380 | |
| Taxable Total: | | | | | 518,200 | |
| | R | E 901 | RURAL RESIDENCE EXEMPTION (RAP) | | 9,820 | |
| | | 100% Alberta School Foundation Fund | | Totals: | 528,020 | |
| 8056000 | NW-36-23-25-4 | 41.06 Acres | East of Railway | | | |
| | 250047 TWP RD 240 | | | | | |
| | F LAND & IMPROVEMENTS | T 1 | FARMLAND | | 4,010 | |
| | R | T 103 | RESIDENTIAL LAND & IMPROVEMENTS | | 443,070 | |
| Taxable Total: | | | | | 447,080 | |
| | R | E 901 | RURAL RESIDENCE EXEMPTION (RAP) | | 4,010 | |



2020 Assessment Roll (Valuation Date 1-July, 2020) 2021 Taxation Year, Wheatland County

Assessment Year: 2020
Tax Year: 2021

| Roll | Legal Address | | | | | Total |
|---------|---------------------------|--------------|-------|---------------------------------|--------------------------------|---------|
| | R | | E 903 | FARM BUILDING EXEMPT | | 18,090 |
| | | | 100% | Christ The Redeemer Reg. 3 | Exempt Total: | 22,100 |
| | | | | | Totals: | 469,180 |
| 8058000 | SE-36-23-25-4 | 149.31 Acres | | | | |
| | F LAND | | T 1 | FARMLAND | Taxable Total: | 12,670 |
| | | | 100% | Alberta School Foundation Fund | | |
| 8061000 | 0414050 1 2 S -36-23-25-4 | 151.55 Acres | | | WEST OF ABND RAIL | |
| | 235005 RGE RD 251 | | | | | |
| | F LAND & IMPROVEMENTS | | T 1 | FARMLAND | | 20,160 |
| | R | | T 103 | RESIDENTIAL LAND & IMPROVEMENTS | | 410,970 |
| | | | | | Taxable Total: | 431,130 |
| | R | | E 901 | RURAL RESIDENCE EXEMPTION (RAP) | | 20,160 |
| | R | | E 903 | FARM BUILDING EXEMPT | | 64,270 |
| | | | 100% | Christ The Redeemer Reg. 3 | Exempt Total: | 84,430 |
| | | | | | Totals: | 515,560 |
| 8061010 | 0414048 1 1 SW-36-23-25-4 | 3.43 Acres | | | NW PORTION OF LSD 4 | |
| | 235011 RGE RD 251 | | | | | |
| | R LAND & IMPROVEMENTS | | T 103 | RESIDENTIAL LAND & IMPROVEMENTS | | 665,400 |
| | R | | E 903 | FARM BUILDING EXEMPT | | 5,000 |
| | | | 100% | Alberta School Foundation Fund | Totals: | 670,400 |
| 8062000 | SW-36-23-25-4 | 3.00 Acres | | | NE Crnr E of Rlwy Right-of-way | |
| | F LAND | | T 1 | FARMLAND | Taxable Total: | 320 |
| | | | 100% | Alberta School Foundation Fund | | |
| 8063000 | RY11 RLY 23 W -36-23-25-4 | 25.33 Acres | | | & Part SE 6.92Ac | |
| | NR LAND | | E 162 | OTHER MUNICIPAL EXEMPT | Exempt Total: | 265,200 |
| | | | 100% | Alberta School Foundation Fund | | |
| 8064000 | NE-1-24-25-4 | 160.00 Acres | | | | |
| | F LAND | | T 1 | FARMLAND | Taxable Total: | 13,580 |
| | | | 100% | The Golden Hills Reg. Div. 15 | | |
| 8066000 | NW-1-24-25-4 | 5.72 Acres | | | SW Corner S.W of Railway | |
| | F LAND | | T 1 | FARMLAND | Taxable Total: | 500 |



2020 Assessment Roll (Valuation Date 1-July, 2020) 2021 Taxation Year, Wheatland County

Assessment Year: 2020
Tax Year: 2021

| Roll | Legal Address | | | | | | | Total |
|---------|--------------------------------------|--|--|--|-------------------------------------|--|--|---------|
| 8066010 | RY11 RLY 24 W -1-24-25-4 19.18 Acres | | | | 100% Alberta School Foundation Fund | | | |
| | | | | | Railway Right-of-way | | | |
| 8068000 | NR LAND | | | | E 162 OTHER MUNICIPAL EXEMPT | | | 262,610 |
| | | | | | 100% Alberta School Foundation Fund | | | |
| 8069000 | SE-1-24-25-4 160.00 Acres | | | | | | | |
| | F LAND | | | | T 1 FARMLAND | | | 15,210 |
| 8070000 | SW-1-24-25-4 54.52 Acres | | | | 100% The Golden Hills Reg. Div. 15 | | | |
| | | | | | W of Rlwy W Ptn of LSD 4 & 5 | | | |
| 8071000 | F LAND | | | | T 1 FARMLAND | | | 8,940 |
| | | | | | 100% Alberta School Foundation Fund | | | |
| 8073000 | SW-1-24-25-4 52.94 Acres | | | | | | | |
| | F LAND | | | | T 1 FARMLAND | | | 5,570 |
| 8077000 | SW-1-24-25-4 40.00 Acres | | | | 100% The Golden Hills Reg. Div. 15 | | | |
| | | | | | East Half LSD 3 & 6 | | | |
| 8078000 | F LAND | | | | T 1 FARMLAND | | | 4,210 |
| | | | | | 100% The Golden Hills Reg. Div. 15 | | | |
| 8078010 | NE-2-24-25-4 78.83 Acres | | | | | | | |
| | F LAND | | | | T 1 FARMLAND | | | 8,080 |
| 8078010 | NW-2-24-25-4 158.00 Acres | | | | 100% Alberta School Foundation Fund | | | |
| | | | | | Portion West of Canal & SE Crn | | | |
| 8078010 | F LAND | | | | T 1 FARMLAND | | | 24,570 |
| | | | | | 100% Alberta School Foundation Fund | | | |
| 8078010 | SE-2-24-25-4 155.01 Acres | | | | | | | |
| | F LAND | | | | T 1 FARMLAND | | | 22,160 |
| 8078010 | | | | | 100% Alberta School Foundation Fund | | | |
| | 1910674 1 1 SE-2-24-25-4 4.99 Acres | | | | | | | |
| 8078010 | 251040 TWP RD 240 | | | | | | | |
| | | | | | South Half of LSD 2 | | | |



2020 Assessment Roll (Valuation Date 1-July, 2020) 2021 Taxation Year, Wheatland County

Assessment Year: 2020
Tax Year: 2021

| Roll | Legal Address | | | | | | Total |
|---------|-------------------|--------------------------|--|------|--------------------------------------|----------------|---------|
| | F | LAND & IMPROVEMENTS | T | 1 | FARMLAND | | 170 |
| | R | | T | 103 | RESIDENTIAL LAND & IMPROVEMENTS | | 259,890 |
| | | | | | Taxable Total: | | 260,060 |
| | R | | E | 901 | RURAL RESIDENCE EXEMPTION (RAP) | | 1,210 |
| | | | | 100% | Alberta School Foundation Fund | Totals: | 261,270 |
| 8079000 | SW-2-24-25-4 | 158.01 Acres | | | | | |
| | 240039 HWY 817 | | | | | | |
| | F | LAND & IMPROVEMENTS | T | 1 | FARMLAND | | 26,780 |
| | R | | T | 103 | RESIDENTIAL LAND & IMPROVEMENTS | | 470,370 |
| | NR | | T | 105 | NON-RESEIDENTIAL LAND & IMPROVEMENTS | | 65,980 |
| | | | | | Taxable Total: | | 563,130 |
| | R | | E | 901 | RURAL RESIDENCE EXEMPTION (RAP) | | 26,780 |
| | | | | 100% | Alberta School Foundation Fund | Totals: | 589,910 |
| 8080000 | NE-3-24-25-4 | 158.00 Acres | | | | | |
| | F | LAND | T | 1 | FARMLAND | Taxable Total: | 22,480 |
| | | | | 100% | Alberta School Foundation Fund | | |
| 8081000 | NW-3-24-25-4 | 136.38 Acres | Ptn E of the W 372' width | | | | |
| | F | LAND | T | 1 | FARMLAND | Taxable Total: | 26,480 |
| | | | | 100% | Alberta School Foundation Fund | | |
| 8082000 | 6935HU | NW-3-24-25-4 22.52 Acres | Parcel "A" West 372 ft Width | | | | |
| | 240081 RGE RD 253 | | | | | | |
| | F | LAND & IMPROVEMENTS | T | 1 | FARMLAND | | 1,660 |
| | R | | T | 103 | RESIDENTIAL LAND & IMPROVEMENTS | | 349,630 |
| | | | | | Taxable Total: | | 351,290 |
| | R | | E | 901 | RURAL RESIDENCE EXEMPTION (RAP) | | 30,770 |
| | R | | E | 903 | FARM BUILDING EXEMPT | | 6,640 |
| | | | | 100% | Alberta School Foundation Fund | Exempt Total: | 37,410 |
| | | | | | Totals: | | 388,700 |
| 8083000 | SE-3-24-25-4 | 153.01 Acres | | | | | |
| | F | LAND | T | 1 | FARMLAND | Taxable Total: | 29,060 |
| | | | | 100% | Alberta School Foundation Fund | | |
| 8084000 | SE-3-24-25-4 | 5.00 Acres | Southwest Corner Mechanical Shop & Custom Manure Hauling | | | | |
| | 252040 TWP RD 240 | | | | | | |
| | F | LAND & IMPROVEMENTS | T | 1 | FARMLAND | | 230 |



2020 Assessment Roll (Valuation Date 1-July, 2020) 2021 Taxation Year, Wheatland County

Assessment Year: 2020
Tax Year: 2021

| Roll | Legal Address | | | | | Total |
|---------|--------------------|--------------------------|---|------|--------------------------------------|--------------------------|
| | R | | T | 103 | RESIDENTIAL LAND & IMPROVEMENTS | 324,610 |
| | NR | | T | 105 | NON-RESEIDENTIAL LAND & IMPROVEMENTS | 144,310 |
| | | | | | Taxable Total: | 469,150 |
| | R | | E | 901 | RURAL RESIDENCE EXEMPTION (RAP) | 46,550 |
| | R | | E | 903 | FARM BUILDING EXEMPT | 68,160 |
| | | | | 100% | Alberta School Foundation Fund | 114,710 |
| | | | | | Exempt Total: | 114,710 |
| | | | | | Totals: | 583,860 |
| 8085000 | SW-3-24-25-4 | 153.57 Acres | | | | |
| | F | LAND | T | 1 | FARMLAND | Taxable Total: 26,440 |
| | | | | 100% | The Golden Hills Reg. Div. 15 | |
| 8085010 | 9511739 2 | SW-3-24-25-4 6.43 Acres | | | Southwest Corner | |
| | 252076 TWP RD 240 | | | | | |
| | R | LAND & IMPROVEMENTS | T | 103 | RESIDENTIAL LAND & IMPROVEMENTS | Taxable Total: 1,436,000 |
| | | | | 100% | Alberta School Foundation Fund | |
| 8086000 | 9912065 AREA D | NE-4-24-25-4 74.08 Acres | | | | |
| | F | LAND | T | 1 | FARMLAND | Taxable Total: 6,290 |
| | | | | 100% | Alberta School Foundation Fund | |
| 8086010 | 9912065 AREA C | NE-4-24-25-4 7.95 Acres | | | | |
| | NR | LAND | E | 167 | WESTERN IRRIGATION DIST EXEMPT | Exempt Total: 88,020 |
| | | | | 100% | Alberta School Foundation Fund | |
| 8087000 | NE-4-24-25-4 | 17.00 Acres | | | Northeast Corner | |
| | 240078 RGE RD 253 | | | | | |
| | F | LAND & IMPROVEMENTS | T | 1 | FARMLAND | 1,470 |
| | R | | T | 103 | RESIDENTIAL LAND & IMPROVEMENTS | 532,460 |
| | | | | | Taxable Total: | 533,930 |
| | R | | E | 901 | RURAL RESIDENCE EXEMPTION (RAP) | 61,540 |
| | | | | 100% | Alberta School Foundation Fund | |
| | | | | | Totals: | 595,470 |
| 8089000 | 8811396 C | NW-4-24-25-4 30.52 Acres | | | East partLSD 13 & West LSD14 | |
| | 240075A RGE RD 254 | | | | | |
| | F | LAND & IMPROVEMENTS | T | 1 | FARMLAND | 4,630 |
| | R | | T | 103 | RESIDENTIAL LAND & IMPROVEMENTS | 234,730 |
| | | | | | Taxable Total: | 239,360 |
| | R | | E | 901 | RURAL RESIDENCE EXEMPTION (RAP) | 60,770 |
| | | | | | Totals: | 300,130 |



2020 Assessment Roll (Valuation Date 1-July, 2020) 2021 Taxation Year, Wheatland County

Assessment Year: 2020
Tax Year: 2021

| Roll | Legal Address | 100% Alberta School Foundation Fund | | | Total |
|---------|--|---|----------------|--|---------|
| 8089001 | 9210731 D NW-4-24-25-4 2.85 Acres 1 240061 RGE RD 254 | Northwest Corner of LSD 12 | | | |
| | R LAND & IMPROVEMENTS | T 103 RESIDENTIAL LAND & IMPROVEMENTS | | | 243,130 |
| | R | E 901 RURAL RESIDENCE EXEMPTION (RAP) | | | 30,770 |
| | | 100% Alberta School Foundation Fund | Totals: | | 273,900 |
| 8089002 | 0915275 1 1 NW-4-24-25-4 2.86 Acres | SW CORNER LSD 13 | | | |
| | F LAND | T 1 FARMLAND | Taxable Total: | | 400 |
| | | 100% Alberta School Foundation Fund | | | |
| 8089003 | 0915275 1 2 NW-4-24-25-4 3.05 Acres | 110m E OF SW CORNER LSD 13 | | | |
| | F LAND | T 1 FARMLAND | Taxable Total: | | 380 |
| | | 100% Christ The Redeemer Reg. 3 | | | |
| 8089004 | 0915275 1 3 NW-4-24-25-4 3.00 Acres | 110m E OF NW CORNER LSD 12 | | | |
| | F LAND | T 1 FARMLAND | Taxable Total: | | 380 |
| | | 100% Christ The Redeemer Reg. 3 | | | |
| 8089006 | 1510257 1 4 NW-4-24-25-4 3.14 Acres | 226mE of NW CornerLSD 12 | | | |
| | F LAND | T 1 FARMLAND | Taxable Total: | | 400 |
| | | 100% Christ The Redeemer Reg. 3 | | | |
| 8089007 | 1510257 1 5 NW-4-24-25-4 3.26 Acres | NW Corner LSD 11 | | | |
| | F LAND | T 1 FARMLAND | Taxable Total: | | 410 |
| | | 100% Christ The Redeemer Reg. 3 | | | |
| 8089008 | 1510257 1 6 NW-4-24-25-4 2.69 Acres | 226mE of SWcornerLSD 13 | | | |
| | F LAND | T 1 FARMLAND | Taxable Total: | | 550 |
| | | 100% Christ The Redeemer Reg. 3 | | | |
| 8089009 | 1510257 1 7 NW-4-24-25-4 5.86 Acres | SW Corner LSD 14 | | | |
| | F LAND | T 1 FARMLAND | Taxable Total: | | 1,190 |
| | | 100% Christ The Redeemer Reg. 3 | | | |
| 8089010 | 0511551 1 1 NE-4-24-25-4 96.87 Acres 240053B RGE RD 254 | NE 3.95 NW 54.08 SW 53.25 Talet Equip. Attachments / Rogers Tower | | | |



2020 Assessment Roll (Valuation Date 1-July, 2020) 2021 Taxation Year, Wheatland County

Assessment Year: 2020
Tax Year: 2021

| Roll | Legal Address | | | Total |
|---------|--|-------|---|-----------|
| | F LAND & IMPROVEMENTS | T 1 | FARMLAND | 18,940 |
| | R | T 103 | RESIDENTIAL LAND & IMPROVEMENTS | 1,257,560 |
| | NR | T 105 | NON-RESEDENTIAL LAND & IMPROVEMENTS | 916,770 |
| | | | Taxable Total: | 2,193,270 |
| | R | E 901 | RURAL RESIDENCE EXEMPTION (RAP) | 57,960 |
| | | 100% | Alberta School Foundation Fund | |
| | | | Totals: | 2,251,230 |
| 8089011 | 1510257 1 8 NW-4-24-25-4 9.96 Acres 240075C RGE RD 254 | | E Corner LSD 13 DGT Contracting Concrete Work | |
| | F LAND & IMPROVEMENTS | T 1 | FARMLAND | 1,030 |
| | R | T 103 | RESIDENTIAL LAND & IMPROVEMENTS | 754,600 |
| | NR | T 105 | NON-RESEDENTIAL LAND & IMPROVEMENTS | 401,380 |
| | | | Taxable Total: | 1,157,010 |
| | R | E 901 | RURAL RESIDENCE EXEMPTION (RAP) | 61,540 |
| | R | E 903 | FARM BUILDING EXEMPT | 48,980 |
| | | 100% | Christ The Redeemer Reg. 3 | |
| | | | Exempt Total: | 110,520 |
| | | | Totals: | 1,267,530 |
| 8089015 | 0511551 1 2 NE-4-24-25-4 19.98 Acres 240053A RGE RD 254 | | | |
| | F LAND & IMPROVEMENTS | T 1 | FARMLAND | 2,650 |
| | R | T 103 | RESIDENTIAL LAND & IMPROVEMENTS | 463,760 |
| | | | Taxable Total: | 466,410 |
| | R | E 901 | RURAL RESIDENCE EXEMPTION (RAP) | 3,940 |
| | | 100% | Alberta School Foundation Fund | |
| | | | Totals: | 470,350 |
| 8089016 | 1712301 1 9 NW-4-24-25-4 3.11 Acres | | SE Portion of LSD 13 | |
| | F LAND | T 1 | FARMLAND | 660 |
| | | 100% | Alberta School Foundation Fund | |
| 8089017 | 1712301 1 10 NW-4-24-25-4 3.14 Acres | | 567' south of NW Corner | |
| | F LAND | T 1 | FARMLAND | 680 |
| | | 100% | Alberta School Foundation Fund | |
| 8089018 | 1712301 1 11 NW-4-24-25-4 3.14 Acres | | NW Corner | |
| | F LAND | T 1 | FARMLAND | 680 |
| | | 100% | Alberta School Foundation Fund | |
| 8089019 | 1712301 1 12 NW-4-24-25-4 3.14 Acres | | 290' East of NW corner | |



2020 Assessment Roll (Valuation Date 1-July, 2020) 2021 Taxation Year, Wheatland County

Assessment Year: 2020
Tax Year: 2021

| Roll | Legal Address | | | | | Total |
|---------|--|---------------------------------------|----------------|--|--|---------|
| | F LAND | T 1 FARMLAND | Taxable Total: | | | 680 |
| 8089030 | 9912065 AREA E NW-4-24-25-4 5.78 Acres | 100% Alberta School Foundation Fund | | | | |
| | NR LAND | E 167 WESTERN IRRIGATION DIST EXEMPT | Exempt Total: | | | 63,990 |
| 8089100 | 1513404 1 3 SW-4-24-25-4 2.95 Acres | 100% Alberta School Foundation Fund | | | | |
| | F LAND | T 1 FARMLAND | Taxable Total: | | | 640 |
| 8089104 | 1513404 1 4 SW-4-24-25-4 3.00 Acres | 100% Alberta School Foundation Fund | | | | |
| | F LAND | T 1 FARMLAND | Taxable Total: | | | 650 |
| 8089120 | 1513404 1 5 SW-4-24-25-4 3.00 Acres | 100% Alberta School Foundation Fund | | | | |
| | F LAND | T 1 FARMLAND | Taxable Total: | | | 650 |
| 8089124 | 1513404 1 6 SW-4-24-25-4 2.94 Acres 240023 RGE RD 254 | 100% Alberta School Foundation Fund | | | | |
| | R LAND & IMPROVEMENTS | T 103 RESIDENTIAL LAND & IMPROVEMENTS | Taxable Total: | | | 272,900 |
| 8090000 | 9912065 F NW-4-24-25-4 11.24 Acres | 100% Alberta School Foundation Fund | | | | |
| | F LAND | T 1 FARMLAND | Taxable Total: | | | 950 |
| 8091000 | 8310554 B SE-4-24-25-4 80.15 Acres 253006 TWP RD 240 | 100% Alberta School Foundation Fund | | | | |
| | F LAND & IMPROVEMENTS | T 1 FARMLAND | | | | 9,050 |
| | R | T 103 RESIDENTIAL LAND & IMPROVEMENTS | | | | 831,450 |
| | R | E 901 RURAL RESIDENCE EXEMPTION (RAP) | Taxable Total: | | | 840,500 |
| | | 100% Alberta School Foundation Fund | | | | 9,050 |
| 8091010 | 8310554 B SE-4-24-25-4 51.21 Acres | | Totals: | | | 849,550 |
| | | | | | | |
| | F LAND | T 1 FARMLAND | | | | 6,640 |



2020 Assessment Roll (Valuation Date 1-July, 2020) 2021 Taxation Year, Wheatland County

Assessment Year: 2020
Tax Year: 2021

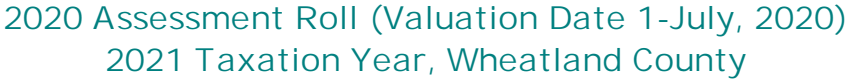
| Roll | Legal Address | | | | Total |
|---------|---|-------|--------------------------------------|---|-----------|
| | NR | T 105 | NON-RESEIDENTIAL LAND & IMPROVEMENTS | | 290,620 |
| | | 100% | Alberta School Foundation Fund | Taxable Total: | 297,260 |
| 8091020 | 9410633 C SE-4-24-25-4 3.00 Acres | | | Southeast Corner | |
| | R LAND | T 104 | RESIDENTIAL VACANT LAND | Taxable Total: | 186,000 |
| | | 100% | Alberta School Foundation Fund | | |
| 8091030 | 9912065 B SE-4-24-25-4 6.10 Acres 253014 TWP RD 240 | | | EASTERLY OF CANAL | |
| | R LAND & IMPROVEMENTS | T 103 | RESIDENTIAL LAND & IMPROVEMENTS | Taxable Total: | 627,800 |
| | | 100% | Alberta School Foundation Fund | | |
| 8092010 | 8310554 A SE-4-24-25-4 10.00 Acres 253022 TWP RD 240 | | | GLOBAL TRAINING CENTRE GLOBAL TRAINING CENTRE | |
| | R LAND & IMPROVEMENTS | T 103 | RESIDENTIAL LAND & IMPROVEMENTS | | 154,300 |
| | NR | T 105 | NON-RESEIDENTIAL LAND & IMPROVEMENTS | | 3,037,270 |
| | | 100% | Alberta School Foundation Fund | Taxable Total: | 3,191,570 |
| 8092020 | 9912065 AREA A SE-4-24-25-4 10.23 Acres | | | WEST PORTION OF CANAL | |
| | NR LAND | E 167 | WESTERN IRRIGATION DIST EXEMPT | Exempt Total: | 66,070 |
| | | 100% | Alberta School Foundation Fund | | |
| 8093000 | 8811396 A W-4-24-25-4 64.75 Acres 253046A TWP RD 240 | | | Southerly Portion Clay Pit | |
| | F LAND | T 1 | FARMLAND | | 12,700 |
| | NR | T 105 | NON-RESEIDENTIAL LAND & IMPROVEMENTS | | 108,500 |
| | | 100% | Alberta School Foundation Fund | Taxable Total: | 121,200 |
| 8093010 | 0915255 1 1 SW-4-24-25-4 2.87 Acres | | | SW CORNER LSD 5 | |
| | F LAND | T 1 | FARMLAND | Taxable Total: | 400 |
| | | 100% | Alberta School Foundation Fund | | |
| 8093020 | 0915255 1 2 SW-4-24-25-4 3.00 Acres | | | 113m E OF SW CORNER LSD 5 | |
| | F LAND | T 1 | FARMLAND | Taxable Total: | 420 |
| | | 100% | Christ The Redeemer Reg. 3 | | |
| 8093030 | 0915255 1 3 SW-4-24-25-4 3.00 Acres | | | 113m E OF NW CORNER LSD 4 | |
| | F LAND | T 1 | FARMLAND | Taxable Total: | 420 |



2020 Assessment Roll (Valuation Date 1-July, 2020) 2021 Taxation Year, Wheatland County

Assessment Year: 2020
Tax Year: 2021

| Roll | Legal Address | Total |
|---------|---|--------|
| 8093040 | 0915255 1 4 SW-4-24-25-4 2.87 Acres 100% Christ The Redeemer Reg. 3 NW CORNER LSD 4 | |
| | F LAND T 1 FARMLAND 100% Alberta School Foundation Fund Taxable Total: | 400 |
| 8093050 | 1411288 2 1 SW-4-24-25-4 3.00 Acres 232m East of SW corner LSD 5 | |
| | F LAND T 1 FARMLAND 100% Christ The Redeemer Reg. 3 Taxable Total: | 660 |
| 8093055 | 1411288 2 2 SW-4-24-25-4 3.00 Acres Southeast corner LSD 5 | |
| | F LAND T 1 FARMLAND 100% Christ The Redeemer Reg. 3 Taxable Total: | 660 |
| 8093060 | 1411288 2 3 SW-4-24-25-4 3.00 Acres Northeast corner LSD 4 | |
| | F LAND T 1 FARMLAND 100% Christ The Redeemer Reg. 3 Taxable Total: | 660 |
| 8093065 | 1411288 2 4 SW-4-24-25-4 3.00 Acres 232m East of NW corner LSD 4 | |
| | F LAND T 1 FARMLAND 100% Christ The Redeemer Reg. 3 Taxable Total: | 660 |
| 8094000 | NE-5-24-25-4 160.00 Acres 240078A RGE RD 254 | |
| | F LAND & IMPROVEMENTS T 1 FARMLAND 30,100 | |
| | R T 103 RESIDENTIAL LAND & IMPROVEMENTS 524,940 | |
| | R Taxable Total: 555,040 | |
| | R E 901 RURAL RESIDENCE EXEMPTION (RAP) 92,310 | |
| | R E 903 FARM BUILDING EXEMPT 15,850 | |
| | 100% Alberta School Foundation Fund Exempt Total: 108,160 | |
| | Totals: 663,200 | |
| 8095000 | NW-5-24-25-4 160.00 Acres | |
| | F LAND T 1 FARMLAND Taxable Total: | 37,130 |
| 8096000 | SE-5-24-25-4 160.00 Acres | |
| | 100% Alberta School Foundation Fund | |



| Roll | Legal Address | | | | | | Total | |
|---------|-------------------------------------|---------------------|-------------|---|-------------------------------------|---------------------------------|----------------|-----------|
| 8097000 | F | LAND | | T | 1 | FARMLAND | Taxable Total: | 34,920 |
| | 100% Alberta School Foundation Fund | | | | | | | |
| | SW-5-24-25-4 | 160.00 Acres | | | | | | |
| 8098000 | F | LAND | | T | 1 | FARMLAND | Taxable Total: | 35,570 |
| | 100% Alberta School Foundation Fund | | | | | | | |
| | NE-6-24-25-4 | 160.00 Acres | | | | | | |
| 8099000 | F | LAND | | T | 1 | FARMLAND | Taxable Total: | 38,100 |
| | 100% Alberta School Foundation Fund | | | | | | | |
| | NW-6-24-25-4 | 160.00 Acres | | | | | | |
| 8100000 | F | LAND | | T | 1 | FARMLAND | Taxable Total: | 43,460 |
| | 100% Alberta School Foundation Fund | | | | | | | |
| | 7411100 4 | SE-6-24-25-4 | 40.53 Acres | West Half LSD 2 & 7 Strathglen Std Poodles Kennel | | | | |
| | 255036 | TWP RD 240 | | | | | | |
| 8101000 | F | LAND & IMPROVEMENTS | | T | 1 | FARMLAND | | 8,390 |
| | R | | | T | 103 | RESIDENTIAL LAND & IMPROVEMENTS | | 492,210 |
| | | | | | Taxable Total: | | | 500,600 |
| | R | | | E | 901 | RURAL RESIDENCE EXEMPTION (RAP) | | 8,390 |
| | R | | | E | 903 | FARM BUILDING EXEMPT | | 12,800 |
| | | | | | 100% Alberta School Foundation Fund | | Exempt Total: | 21,190 |
| | | | | | | | Totals: | 521,790 |
| 8101000 | 0111503 7 | SE-6-24-25-4 | 74.29 Acres | EAST HALF LESS SW CORNER | | | | |
| | 240010 | RGE RD 255 | | | | | | |
| 8102000 | F | LAND & IMPROVEMENTS | | T | 1 | FARMLAND | | 12,540 |
| | R | | | T | 103 | RESIDENTIAL LAND & IMPROVEMENTS | | 1,156,060 |
| | | | | | Taxable Total: | | | 1,168,600 |
| | R | | | E | 901 | RURAL RESIDENCE EXEMPTION (RAP) | | 12,540 |
| | R | | | E | 903 | FARM BUILDING EXEMPT | | 18,420 |
| | | | | | 100% Alberta School Foundation Fund | | Exempt Total: | 30,960 |
| | | | | | | | Totals: | 1,199,560 |
| 8102000 | 0111503 8 | SE-6-24-25-4 | 5.83 Acres | SW CORNER OF EAST HALF | | | | |
| | 255016 | TWP RD 240 | | | | | | |
| | R | LAND & IMPROVEMENTS | | T | 103 | RESIDENTIAL LAND & IMPROVEMENTS | Taxable Total: | 772,000 |
| | | | | | 100% Alberta School Foundation Fund | | | |



2020 Assessment Roll (Valuation Date 1-July, 2020) 2021 Taxation Year, Wheatland County

Assessment Year: 2020
Tax Year: 2021

| Roll | Legal Address | | | | Total |
|---------|---|-------------------------------------|--------------------------------------|--|---------|
| 8103000 | 7411100 3 SE-6-24-25-4 40.05 Acres 255028 TWP RD 240 | East Half LSD 2 & 7 | | | |
| | F LAND & IMPROVEMENTS | T 1 | FARMLAND | | 9,330 |
| | R | T 103 | RESIDENTIAL LAND & IMPROVEMENTS | | 435,810 |
| | | Taxable Total: | | | 445,140 |
| | R | E 901 | RURAL RESIDENCE EXEMPTION (RAP) | | 9,330 |
| | R | E 903 | FARM BUILDING EXEMPT | | 39,070 |
| | | 100% Alberta School Foundation Fund | Exempt Total: | | 48,400 |
| | | | Totals: | | 493,540 |
| 8104000 | 7410469 5 SW-6-24-25-4 40.38 Acres 255048 TWP RD 240 | East Half LSD 3 & 6 | | | |
| | F LAND & IMPROVEMENTS | T 1 | FARMLAND | | 7,700 |
| | R | T 103 | RESIDENTIAL LAND & IMPROVEMENTS | | 537,500 |
| | | Taxable Total: | | | 545,200 |
| | R | E 901 | RURAL RESIDENCE EXEMPTION (RAP) | | 7,700 |
| | R | E 903 | FARM BUILDING EXEMPT | | 22,220 |
| | | 100% Christ The Redeemer Reg. 3 | Exempt Total: | | 29,920 |
| | | | Totals: | | 575,120 |
| 8105000 | 7410469 6 SW-6-24-25-4 40.01 Acres 255054 TWP RD 240 | West Half LSD 3 & 6 | | | |
| | F LAND & IMPROVEMENTS | T 1 | FARMLAND | | 6,810 |
| | R | T 103 | RESIDENTIAL LAND & IMPROVEMENTS | | 298,790 |
| | | Taxable Total: | | | 305,600 |
| | R | E 901 | RURAL RESIDENCE EXEMPTION (RAP) | | 6,810 |
| | R | E 903 | FARM BUILDING EXEMPT | | 42,600 |
| | | 100% Alberta School Foundation Fund | Exempt Total: | | 49,410 |
| | | | Totals: | | 355,010 |
| 8106000 | SW-6-24-25-4 40.00 Acres 240011A RGE RD 260 | LSD 4 Alpine View Pet Spa & Kennel | | | |
| | F LAND & IMPROVEMENTS | T 1 | FARMLAND | | 6,610 |
| | R | T 103 | RESIDENTIAL LAND & IMPROVEMENTS | | 676,070 |
| | NR | T 105 | NON-RESEIDENTIAL LAND & IMPROVEMENTS | | 198,850 |
| | | Taxable Total: | | | 881,530 |
| | R | E 901 | RURAL RESIDENCE EXEMPTION (RAP) | | 6,610 |
| | R | E 903 | FARM BUILDING EXEMPT | | 29,350 |
| | | 100% Alberta School Foundation Fund | Exempt Total: | | 35,960 |
| | | | Totals: | | 917,490 |



2020 Assessment Roll (Valuation Date 1-July, 2020) 2021 Taxation Year, Wheatland County

Assessment Year: 2020
Tax Year: 2021

| Roll | Legal Address | | | | Total |
|---------|--------------------------|---|-----------------------------------|--|-----------|
| 8107000 | SW-6-24-25-4 | 40.00 Acres | LSD 5 | | |
| | 240035 RGE RD 260 | | | | |
| | F LAND & IMPROVEMENTS | T 1 FARMLAND | | | 8,400 |
| | R | T 103 RESIDENTIAL LAND & IMPROVEMENTS | | | 450,200 |
| | | | Taxable Total: | | 458,600 |
| | R | E 901 RURAL RESIDENCE EXEMPTION (RAP) | | | 8,400 |
| | R | E 903 FARM BUILDING EXEMPT | | | 9,540 |
| | | 100% Alberta School Foundation Fund | Exempt Total: | | 17,940 |
| | | | Totals: | | 476,540 |
| 8109000 | 0815359 1 2 NE-7-24-25-4 | 20.04 Acres | NE Corner Greenfield Construction | | |
| | 241078 RGE RD 255 | | | | |
| | NR LAND & IMPROVEMENTS | T 105 NON-RESEIDENTIAL LAND & IMPROVEMENTS | | | 3,999,870 |
| | | 100% Alberta School Foundation Fund | Taxable Total: | | |
| 8109010 | 0815359 1 1 NE-7-24-25-4 | 23.48 Acres | NW Corner | | |
| | F LAND | T 1 FARMLAND | | | 6,030 |
| | | 100% Alberta School Foundation Fund | Taxable Total: | | |
| 8110000 | RY11 NE-7-24-25-4 | 24.24 Acres | Abandoned Railway | | |
| | 241068 RGE RD 255 | | | | |
| | F LAND & IMPROVEMENTS | T 1 FARMLAND | | | 2,240 |
| | R | T 101 RESIDENTIAL IMPROVEMENT NIL RAP ALLOW | | | 169,900 |
| | R | T 103 RESIDENTIAL LAND & IMPROVEMENTS | | | 202,900 |
| | | 100% Alberta School Foundation Fund | Taxable Total: | | 375,040 |
| 8111010 | RY11 NW-7-24-25-4 | 13.76 Acres | OLD STATION GROUNDS | | |
| | 241063 RGE RD 260 | | | | |
| | F LAND & IMPROVEMENTS | T 1 FARMLAND | | | 1,130 |
| | R | T 101 RESIDENTIAL IMPROVEMENT NIL RAP ALLOW | | | 70,600 |
| | R | T 103 RESIDENTIAL LAND & IMPROVEMENTS | | | 168,500 |
| | | 100% Alberta School Foundation Fund | Taxable Total: | | 240,230 |
| 8112010 | 9410447 1 NW-7-24-25-4 | 6.37 Acres | Southwesterly Portion | | |
| | 241045 RGE RD 260 | | | | |
| | F LAND & IMPROVEMENTS | T 1 FARMLAND | | | 400 |
| | R | T 103 RESIDENTIAL LAND & IMPROVEMENTS | | | 367,550 |
| | | | Taxable Total: | | 367,950 |
| | R | E 901 RURAL RESIDENCE EXEMPTION (RAP) | | | 400 |
| | R | E 903 FARM BUILDING EXEMPT | | | 43,070 |
| | | | Exempt Total: | | 43,470 |



2020 Assessment Roll (Valuation Date 1-July, 2020) 2021 Taxation Year, Wheatland County

Assessment Year: 2020
Tax Year: 2021

| Roll | Legal Address | | 100% Alberta School Foundation Fund | | | | Total |
|-------------------------------------|-----------------------------------|-------------------------|--|-----|--------------------------------------|----------------|-----------|
| Totals: | | | | | | | 411,420 |
| 8113000 | NW-7-24-25-4 | 54.49 Acres | North of Railway | | | | |
| | F | LAND | T | 1 | FARMLAND | Taxable Total: | 16,080 |
| 100% Alberta School Foundation Fund | | | | | | | |
| 8116000 | AL-7-24-25-4 | 477.56 Acres | NE,NW,SE,SW SOUTH OF RAILWAY | | | | |
| | F | LAND | T | 1 | FARMLAND | Taxable Total: | 91,860 |
| 100% Alberta School Foundation Fund | | | | | | | |
| 8117010 | NE-8-24-25-4 241062 RGE RD 254 | 17.77 Acres | East Central Portion RV "LIKE" Storage Lot | | | | |
| | R | LAND & IMPROVEMENTS | T | 103 | RESIDENTIAL LAND & IMPROVEMENTS | | 426,100 |
| | NR | | T | 105 | NON-RESEIDENTIAL LAND & IMPROVEMENTS | | 241,520 |
| 100% Alberta School Foundation Fund | | | | | | | |
| Taxable Total: | | | | | | | 667,620 |
| 8118010 | 1010005 1 1 254037 TWP RD 242 | NE-8-24-25-4 3.26 Acres | NW CORNER LSD 15 Pure Energy(North Bldg)Industrial Shops | | | | |
| | NR | LAND & IMPROVEMENTS | T | 105 | NON-RESEIDENTIAL LAND & IMPROVEMENTS | Taxable Total: | 1,366,120 |
| 100% Christ The Redeemer Reg. 3 | | | | | | | |
| 8118020 | 1010005 1 2 | NE-8-24-25-4 3.26 Acres | 60m E OF NW CORNER LSD 15 | | | | |
| | NR | LAND | T | 105 | NON-RESEIDENTIAL LAND & IMPROVEMENTS | Taxable Total: | 198,620 |
| 100% Christ The Redeemer Reg. 3 | | | | | | | |
| 8118030 | 1010005 1 3 | NE-8-24-25-4 3.26 Acres | 120m E OF NW CORNER LSD 15 | | | | |
| | F | LAND | T | 1 | FARMLAND | Taxable Total: | 530 |
| 100% Christ The Redeemer Reg. 3 | | | | | | | |
| 8118040 | 1010005 1 4 | NE-8-24-25-4 3.26 Acres | 180m OF NW CORNER LSD 15 | | | | |
| | NR | LAND | T | 105 | NON-RESEIDENTIAL LAND & IMPROVEMENTS | Taxable Total: | 198,620 |
| 100% Christ The Redeemer Reg. 3 | | | | | | | |
| 8118050 | 1010005 1 5 | NE-8-24-25-4 3.26 Acres | 100m W OF NE CORNER LSD 15 | | | | |
| | NR | LAND | T | 105 | NON-RESEIDENTIAL LAND & IMPROVEMENTS | Taxable Total: | 198,620 |
| 100% Christ The Redeemer Reg. 3 | | | | | | | |



2020 Assessment Roll (Valuation Date 1-July, 2020) 2021 Taxation Year, Wheatland County

Assessment Year: 2020
Tax Year: 2021

| Roll | Legal Address | Total |
|---------|--|--|
| 8118060 | 1010005 1 6 NE-8-24-25-4 3.85 Acres 254023 TWP RD 242 NR LAND & IMPROVEMENTS T 105 NON-RESEIDENTIAL LAND & IMPROVEMENTS 100% Christ The Redeemer Reg. 3 | 29m W OF NE CORNER LSD 15 Bandit Diesel Taxable Total: 1,301,070 |
| 8118070 | 1010005 1 7 NE-8-24-25-4 5.63 Acres 254019 TWP RD 242 NR LAND & IMPROVEMENTS T 105 NON-RESEIDENTIAL LAND & IMPROVEMENTS 100% Christ The Redeemer Reg. 3 | Industrial Shops/Carstar Collision Taxable Total: 1,193,370 |
| 8118080 | 1512321 1 11 NE-8-24-25-4 3.88 Acres NR LAND T 105 NON-RESEIDENTIAL LAND & IMPROVEMENTS 100% Christ The Redeemer Reg. 3 | 261m W OF NE CORNER LSD 16 Taxable Total: 113,990 |
| 8118090 | 1010005 1 9 NE-8-24-25-4 4.05 Acres NR LAND T 105 NON-RESEIDENTIAL LAND & IMPROVEMENTS 100% Christ The Redeemer Reg. 3 | 148m W OF NE CORNER LSD 16 Taxable Total: 135,980 |
| 8118100 | 1010005 1 10 NE-8-24-25-4 5.11 Acres NR LAND T 105 NON-RESEIDENTIAL LAND & IMPROVEMENTS 100% Alberta School Foundation Fund | NE CORNER LSD 16 Taxable Total: 134,630 |
| 8119000 | 8811690 2 NE-8-24-25-4 125.80 Acres F LAND T 1 FARMLAND 100% Alberta School Foundation Fund | & SE Part of NW 8 (38.83Acs) Taxable Total: 24,810 |
| 8119010 | NW-8-24-25-4 16.51 Acres 254043A TWP RD 242 F LAND & IMPROVEMENTS R R T 1 FARMLAND T 101 RESIDENTIAL IMPROVEMENT NIL RAP ALLOW T 103 RESIDENTIAL LAND & IMPROVEMENTS 100% Alberta School Foundation Fund | Northeast Corner 2,410 17,600 215,000 Taxable Total: 235,010 |
| 8119020 | RY11 NW-8-24-25-4 12.12 Acres 254043C TWP RD 242 R LAND T 104 RESIDENTIAL VACANT LAND 100% Alberta School Foundation Fund | RAILWAY RIGHT OF WAY Taxable Total: 217,300 |



2020 Assessment Roll (Valuation Date 1-July, 2020) 2021 Taxation Year, Wheatland County

Assessment Year: 2020
Tax Year: 2021

| Roll | Legal Address | | | | Total |
|---------|------------------------|--------------|--|----------------|---------|
| 8120000 | NW-8-24-25-4 | 55.67 Acres | South West Corner | | |
| | 241061 RGE RD 255 | | | | |
| | F LAND & IMPROVEMENTS | | T 1 FARMLAND | | 4,760 |
| | R | | T 103 RESIDENTIAL LAND & IMPROVEMENTS | | 224,500 |
| | | | Taxable Total: | | 229,260 |
| | R | | E 901 RURAL RESIDENCE EXEMPTION (RAP) | | 32,300 |
| | | | 100% Alberta School Foundation Fund | Totals: | 261,560 |
| 8120010 | NW-8-24-25-4 | 26.80 Acres | North West Corner | | |
| | F LAND | | T 1 FARMLAND | Taxable Total: | 6,610 |
| | | | 100% Alberta School Foundation Fund | | |
| 8121000 | SE-8-24-25-4 | 160.00 Acres | | | |
| | F LAND | | T 1 FARMLAND | Taxable Total: | 21,710 |
| | | | 100% Alberta School Foundation Fund | | |
| 8122000 | SW-8-24-25-4 | 160.00 Acres | | | |
| | F LAND | | T 1 FARMLAND | Taxable Total: | 21,050 |
| | | | 100% Alberta School Foundation Fund | | |
| 8123000 | NE-9-24-25-4 | 98.02 Acres | South of area 'J' Telus Tower | | |
| | F LAND & IMPROVEMENTS | | T 1 FARMLAND | | 8,310 |
| | NR | | T 105 NON-RESEIDENTIAL LAND & IMPROVEMENTS | | 159,960 |
| | | | Taxable Total: | | 168,270 |
| | NR | | E 162 OTHER MUNICIPAL EXEMPT | | 44,560 |
| | | | 100% Alberta School Foundation Fund | Totals: | 212,830 |
| 8125000 | NE-9-24-25-4 | 34.74 Acres | South of Service Rd North of | | |
| | F LAND | | T 1 FARMLAND | Taxable Total: | 6,460 |
| | | | 100% Alberta School Foundation Fund | | |
| 8125010 | NE-9-24-25-4 | 0.04 Acres | Ptn. of org. Rd. Allowance | | |
| | NR LAND | | E 167 WESTERN IRRIGATION DIST EXEMPT | Exempt Total: | 16,430 |
| | | | 100% Alberta School Foundation Fund | | |
| 8125020 | 0212872 J NE-9-24-25-4 | 11.70 Acres | Area J, Canal R of Way | | |



2020 Assessment Roll (Valuation Date 1-July, 2020) 2021 Taxation Year, Wheatland County

Assessment Year: 2020
Tax Year: 2021

| Roll | Legal Address | | | | | | Total |
|---------|---------------|-------------------------|---|-----|-------------------------------------|----------------------------|---------|
| | NR | LAND | E | 167 | WESTERN IRRIGATION DIST EXEMPT | Exempt Total: | 121,740 |
| | | | | | 100% Alberta School Foundation Fund | | |
| 8127000 | NW-9-24-25-4 | 130.67 Acres | | | | Northwesterly Portion | |
| | F | LAND | T | 1 | FARMLAND | Taxable Total: | 27,220 |
| | | | | | 100% Alberta School Foundation Fund | | |
| 8127010 | 9210910 1 | NW-9-24-25-4 3.00 Acres | | | | Northeast Corner of LSD 11 | |
| | F | LAND | T | 1 | FARMLAND | Taxable Total: | 410 |
| | | | | | 100% Alberta School Foundation Fund | | |
| 8128000 | NW-9-24-25-4 | 6.08 Acres | | | | Southeast Corner of Canal | |
| | F | LAND | T | 1 | FARMLAND | Taxable Total: | 510 |
| | | | | | 100% Alberta School Foundation Fund | | |
| 8128010 | 0212872 H | NW-9-24-25-4 3.97 Acres | | | | Area H, Canal R of Way | |
| | NR | LAND | E | 167 | WESTERN IRRIGATION DIST EXEMPT | Exempt Total: | 82,870 |
| | | | | | 100% Alberta School Foundation Fund | | |
| 8129000 | SE-9-24-25-4 | 79.50 Acres | | | | LSD 2 & 7 | |
| | F | LAND | T | 1 | FARMLAND | Taxable Total: | 6,560 |
| | | | | | 100% Alberta School Foundation Fund | | |
| 8129020 | SE-9-24-25-4 | 1.00 Acres | | | | Northeast 33 foot width | |
| | F | LAND | T | 1 | FARMLAND | Taxable Total: | 90 |
| | | | | | 100% Alberta School Foundation Fund | | |
| 8130000 | SE-9-24-25-4 | 79.00 Acres | | | | East Half | |
| | F | LAND | T | 1 | FARMLAND | Taxable Total: | 6,790 |
| | | | | | 100% Alberta School Foundation Fund | | |
| 8131000 | SW-9-24-25-4 | 53.50 Acres | | | | LSD 5 | |
| | F | LAND | T | 1 | FARMLAND | Taxable Total: | 9,290 |
| | | | | | 100% Alberta School Foundation Fund | | |



2020 Assessment Roll (Valuation Date 1-July, 2020) 2021 Taxation Year, Wheatland County

Assessment Year: 2020
Tax Year: 2021

| Roll | Legal Address | | | | Total |
|---------|----------------|---------------------|--------------|---|------------------------|
| 8131010 | 9612630 1 | SW-9-24-25-4 | 2.86 Acres | Southwest Corner | |
| | F | LAND | T 1 | FARMLAND 100% Alberta School Foundation Fund | Taxable Total: 400 |
| 8131020 | 2012112 2 1 | SW-9-24-25-4 | 32.44 Acres | LSD 4 | |
| | F | LAND | T 1 | FARMLAND 100% Alberta School Foundation Fund | Taxable Total: 5,720 |
| 8132000 | SW-9-24-25-4 | | 60.44 Acres | East of Area 'G' | |
| | F | LAND | T 1 | FARMLAND 100% Alberta School Foundation Fund | Taxable Total: 5,080 |
| 8132010 | 0212872 AREA G | SW-9-24-25-4 | 10.57 Acres | Canal R of Way | |
| | NR | LAND | E 167 | WESTERN IRRIGATION DIST EXEMPT 100% Alberta School Foundation Fund | Exempt Total: 118,090 |
| 8135000 | SE-10-24-25-4 | | 158.00 Acres | | |
| | F | LAND | T 1 | FARMLAND 100% Alberta School Foundation Fund | Taxable Total: 23,910 |
| 8136000 | SW-10-24-25-4 | | 130.53 Acres | NORTH and West of Canal | |
| | F | LAND | T 1 | FARMLAND 100% Alberta School Foundation Fund | Taxable Total: 23,090 |
| 8136010 | IRR321 OT | W -10-24-25-4 | 25.41 Acres | CENTRAL PTN OF WEST 1/2 | |
| | NR | LAND | E 167 | WESTERN IRRIGATION DIST EXEMPT 100% Alberta School Foundation Fund | Exempt Total: 31,340 |
| 8136020 | 1910277 1 1 | SW-10-24-25-4 | 4.40 Acres | NW Corner of LSD 5 | |
| | | 241035 RGE RD 253 | | | |
| | R | LAND | T 104 | RESIDENTIAL VACANT LAND 100% Alberta School Foundation Fund | Taxable Total: 250,600 |
| 8136030 | 1910277 1 2 | SW-10-24-25-4 | 4.68 Acres | 220 M South of NW Corner B Ranch Smokehouse | |
| | | 241025 RGE RD 253 | | | |
| | R | LAND & IMPROVEMENTS | T 103 | RESIDENTIAL LAND & IMPROVEMENTS | Taxable Total: 929,000 |



2020 Assessment Roll (Valuation Date 1-July, 2020) 2021 Taxation Year, Wheatland County

Assessment Year: 2020
Tax Year: 2021

| Roll | Legal Address | | | | | | Total |
|---------|-----------------------------|-------------|-------------------------------------|---------------------------------|--|----------------|---------|
| | | | 100% Christ The Redeemer Reg. 3 | | | | |
| 8142000 | SW-11-24-25-4 | 79.00 Acres | South Half | | | | |
| | 241017 HWY 817 | | | | | | |
| | F LAND & IMPROVEMENTS | | T 1 | FARMLAND | | | 8,700 |
| | R | | T 103 | RESIDENTIAL LAND & IMPROVEMENTS | | | 442,660 |
| | | | Taxable Total: | | | | 451,360 |
| | R | | E 901 | RURAL RESIDENCE EXEMPTION (RAP) | | | 61,540 |
| | | | 100% Alberta School Foundation Fund | | | | |
| | | | Totals: | | | | 512,900 |
| 8149000 | NE-13-24-25-4 | 80.68 Acres | Cntrl Ptn E of Canal & S of Rd | | | | |
| | F LAND | | T 1 | FARMLAND | | Taxable Total: | 15,240 |
| | | | 100% Alberta School Foundation Fund | | | | |
| 8149010 | 7046Q OT E -13-24-25-4 | 4.30 Acres | ROADWAY THRU LSD 16, 9 & 8 | | | | |
| | NR LAND | | E 167 | WESTERN IRRIGATION DIST EXEMPT | | Exempt Total: | 47,610 |
| | | | 100% Alberta School Foundation Fund | | | | |
| 8149050 | NE-13-24-25-4 | 58.50 Acres | north & east of rd. plan7046q | | | | |
| | NR LAND | | E 167 | WESTERN IRRIGATION DIST EXEMPT | | Exempt Total: | 512,250 |
| | | | 100% Alberta School Foundation Fund | | | | |
| 8155000 | 0914350 3 1 SE-13-24-25-4 | 60.97 Acres | East of Irrigation Canal | | | | |
| | 242008 RGE RD 250 | | | | | | |
| | F LAND & IMPROVEMENTS | | T 1 | FARMLAND | | | 9,810 |
| | R | | T 103 | RESIDENTIAL LAND & IMPROVEMENTS | | | 531,960 |
| | | | Taxable Total: | | | | 541,770 |
| | R | | E 901 | RURAL RESIDENCE EXEMPTION (RAP) | | | 61,540 |
| | | | 100% Christ The Redeemer Reg. 3 | | | | |
| | | | Totals: | | | | 603,310 |
| 8155010 | 0914339 RW 24 SE-13-24-25-4 | 2.21 Acres | CENTRAL PART LSD 1 | | | | |
| | NR LAND | | E 167 | WESTERN IRRIGATION DIST EXEMPT | | Exempt Total: | 68,320 |
| | | | 100% Alberta School Foundation Fund | | | | |
| 8157000 | 0910623 2 1 SE-13-24-25-4 | 7.28 Acres | STRADDLES LSD 1 & 8 | | | | |
| | F LAND | | T 1 | FARMLAND | | Taxable Total: | 800 |
| | | | 100% Alberta School Foundation Fund | | | | |



2020 Assessment Roll (Valuation Date 1-July, 2020) 2021 Taxation Year, Wheatland County

Assessment Year: 2020
Tax Year: 2021

| Roll | Legal Address | Total |
|---------|---|-------|
| 8157010 | 2988BM OT SE-13-24-25-4 0.35 Acres CANAL IN NW OF LSD 1 | |
| | NR LAND E 167 WESTERN IRRIGATION DIST EXEMPT Exempt Total: 26,540 100% Alberta School Foundation Fund | |
| 8158000 | SE-13-24-25-4 3.48 Acres 242004 RGE RD 250 Southeast Corner | |
| | R LAND & IMPROVEMENTS T 103 RESIDENTIAL LAND & IMPROVEMENTS Taxable Total: 577,000 50% The Golden Hills Reg. Div. 15 50% Christ The Redeemer Reg. 3 | |
| 8160000 | IRR67 RW 24 E -13-24-25-4 15.28 Acres Part in County(E-13)15.28AC | |
| | NR LAND E 167 WESTERN IRRIGATION DIST EXEMPT Exempt Total: 186,620 100% Alberta School Foundation Fund | |
| 8179000 | NE-17-24-25-4 157.14 Acres 242046 RGE RD 254 | |
| | F LAND & IMPROVEMENTS T 1 FARMLAND 26,770 R T 103 RESIDENTIAL LAND & IMPROVEMENTS 612,760 Taxable Total: 639,530 | |
| | R E 901 RURAL RESIDENCE EXEMPTION (RAP) 61,540 100% Alberta School Foundation Fund Totals: 701,070 | |
| 8179010 | IRR170 RW 24 E -17-24-25-4 2.94 Acres 2.86 Ac NE & 0.08 Ac SE | |
| | NR LAND E 167 WESTERN IRRIGATION DIST EXEMPT Exempt Total: 68,360 100% Alberta School Foundation Fund | |
| 8180000 | NW-17-24-25-4 39.75 Acres 242073 RGE RD 255 N 1/2 of LSD 13 & 14 | |
| | F LAND & IMPROVEMENTS T 1 FARMLAND 7,990 R T 103 RESIDENTIAL LAND & IMPROVEMENTS 542,610 Taxable Total: 550,600 | |
| | R E 901 RURAL RESIDENCE EXEMPTION (RAP) 7,990 100% Alberta School Foundation Fund Totals: 558,590 | |
| 8181000 | NW-17-24-25-4 39.75 Acres 242067A&B RGE RD 255 South Half LSD 13 & 14 | |
| | F LAND & IMPROVEMENTS T 1 FARMLAND 8,450 R T 103 RESIDENTIAL LAND & IMPROVEMENTS 744,930 Taxable Total: 753,380 | |



2020 Assessment Roll (Valuation Date 1-July, 2020) 2021 Taxation Year, Wheatland County

Assessment Year: 2020
Tax Year: 2021

| Roll | Legal Address | | | | | Total |
|---------|--------------------------------------|---|-------------------------------------|---|----------------|-----------|
| | R | E | 901 | RURAL RESIDENCE EXEMPTION (RAP) | | 8,450 |
| | R | E | 903 | FARM BUILDING EXEMPT | | 35,320 |
| | | | 100% Christ The Redeemer Reg. 3 | | Exempt Total: | 43,770 |
| | | | | | Totals: | 797,150 |
| 8182000 | 7610510 1 NW-17-24-25-4 39.74 Acres | | | South Half LSD 11 & 12 | | |
| | 242043 RGE RD 255 | | | | | |
| | F LAND & IMPROVEMENTS | T | 1 | FARMLAND | | 7,660 |
| | R | T | 103 | RESIDENTIAL LAND & IMPROVEMENTS | | 375,060 |
| | | | | Taxable Total: | | 382,720 |
| | R | E | 901 | RURAL RESIDENCE EXEMPTION (RAP) | | 61,540 |
| | | | 100% Alberta School Foundation Fund | | Totals: | 444,260 |
| 8183000 | 7610510 2 NW-17-24-25-4 39.74 Acres | | | North Half LSD 11 & 12 | | |
| | 242053 RGE RD 255 | | | | | |
| | F LAND & IMPROVEMENTS | T | 1 | FARMLAND | | 6,920 |
| | R | T | 103 | RESIDENTIAL LAND & IMPROVEMENTS | | 549,950 |
| | | | | Taxable Total: | | 556,870 |
| | R | E | 901 | RURAL RESIDENCE EXEMPTION (RAP) | | 6,920 |
| | R | E | 903 | FARM BUILDING EXEMPT | | 10,730 |
| | | | 100% Alberta School Foundation Fund | | Exempt Total: | 17,650 |
| | | | | | Totals: | 574,520 |
| 8184000 | SE-17-24-25-4 123.40 Acres | | | Northerly Portion | | |
| | | | | | | |
| | F LAND | T | 1 | FARMLAND | | 23,390 |
| | | | 100% Alberta School Foundation Fund | | Taxable Total: | 23,390 |
| 8184010 | 9010055 1 SE-17-24-25-4 26.63 Acres | | | Southerly Portion | | |
| | 242006A RGE RD 254 | | | | | |
| | F LAND & IMPROVEMENTS | T | 1 | FARMLAND | | 3,740 |
| | R | T | 103 | RESIDENTIAL LAND & IMPROVEMENTS | | 407,210 |
| | | | | Taxable Total: | | 410,950 |
| | R | E | 901 | RURAL RESIDENCE EXEMPTION (RAP) | | 3,740 |
| | R | E | 903 | FARM BUILDING EXEMPT | | 21,550 |
| | | | 100% Alberta School Foundation Fund | | Exempt Total: | 25,290 |
| | | | | | Totals: | 436,240 |
| 8184015 | 1210446 1 1 SE-17-24-25-4 5.00 Acres | | | SOUTHEAST CORNER Animal Care Center / Veterinary Clinic | | |
| | 242008 RGE RD 254 | | | | | |
| | NR LAND & IMPROVEMENTS | T | 105 | NON-RESEIDENTIAL LAND & IMPROVEMENTS | | 1,979,080 |
| | | | 100% Christ The Redeemer Reg. 3 | | Totals: | 1,979,080 |



2020 Assessment Roll (Valuation Date 1-July, 2020) 2021 Taxation Year, Wheatland County

Assessment Year: 2020
Tax Year: 2021

| Roll | Legal Address | | | | Total |
|---------|---|-------------|--|----------------|---------|
| 8184020 | SE-17-24-25-4 | 0.35 Acres | PORTION OF ORIGINAL RD ALLOW. | | |
| | NR LAND | | E 155 WHEATLAND COUNTY EXEMPT 100% Alberta School Foundation Fund | Exempt Total: | 1,060 |
| 8185000 | RY11 SE-17-24-25-4 | 1.63 Acres | Railway Right-of-Way | | |
| | NR LAND | | E 155 WHEATLAND COUNTY EXEMPT 100% Alberta School Foundation Fund | Exempt Total: | 86,200 |
| 8186000 | 1411489 1 3 SW-17-24-25-4 | 30.85 Acres | South Half LSD 3 & 4 | | |
| | F LAND | | T 1 FARMLAND 100% Alberta School Foundation Fund | Taxable Total: | 7,630 |
| 8186010 | 1411489 1 1 SW-17-24-25-4 242009 RGE RD 255 | 4.80 Acres | Southwest Corner | | |
| | F LAND & IMPROVEMENTS | | T 1 FARMLAND | | 480 |
| | R | | T 103 RESIDENTIAL LAND & IMPROVEMENTS | | 416,270 |
| | | | Taxable Total: | | 416,750 |
| | R | | E 901 RURAL RESIDENCE EXEMPTION (RAP) 100% Alberta School Foundation Fund | | 7,630 |
| | | | Totals: | | 424,380 |
| 8186020 | 1411489 1 2 SW-17-24-25-4 254074 TWP RD 242A | 4.20 Acres | 94.5m east of Southwest Corner | | |
| | R LAND | | T 104 RESIDENTIAL VACANT LAND 100% Alberta School Foundation Fund | Taxable Total: | 168,300 |
| 8187000 | 761LK 2 SW-17-24-25-4 242017 RGE RD 255 | 36.33 Acres | North Half LSD 3 & 4 | | |
| | F LAND & IMPROVEMENTS | | T 1 FARMLAND | | 7,820 |
| | R | | T 103 RESIDENTIAL LAND & IMPROVEMENTS | | 478,480 |
| | | | Taxable Total: | | 486,300 |
| | R | | E 901 RURAL RESIDENCE EXEMPTION (RAP) | | 7,820 |
| | R | | E 903 FARM BUILDING EXEMPT 100% Alberta School Foundation Fund | | 51,660 |
| | | | Exempt Total: | | 59,480 |
| | | | Totals: | | 545,780 |
| 8188000 | 761LK 3 SW-17-24-25-4 242023 RGE RD 255 | 36.33 Acres | South Half LSD 5 & 6 | | |
| | F LAND & IMPROVEMENTS | | T 1 FARMLAND | | 7,520 |
| | R | | T 103 RESIDENTIAL LAND & IMPROVEMENTS | | 458,210 |
| | | | Taxable Total: | | 465,730 |



2020 Assessment Roll (Valuation Date 1-July, 2020) 2021 Taxation Year, Wheatland County

Assessment Year: 2020
Tax Year: 2021

| Roll | Legal Address | | | | Total |
|---------|------------------------------------|---|------|--------------------------------------|------------------|
| | R | E | 901 | RURAL RESIDENCE EXEMPTION (RAP) | 7,520 |
| | R | E | 903 | FARM BUILDING EXEMPT | 106,100 |
| | | | 100% | Alberta School Foundation Fund | Exempt Total: |
| | | | | | Totals: |
| | | | | | 579,350 |
| 8189000 | 761LK 4 SW-17-24-25-4 36.32 Acres | | | North Half LSD 5 & 6 | |
| | 242033 RGE RD 255 | | | | |
| | F LAND & IMPROVEMENTS | T | 1 | FARMLAND | 7,460 |
| | R | T | 103 | RESIDENTIAL LAND & IMPROVEMENTS | 405,440 |
| | | | | Taxable Total: | 412,900 |
| | R | E | 901 | RURAL RESIDENCE EXEMPTION (RAP) | 7,460 |
| | | | 100% | Alberta School Foundation Fund | Totals: |
| | | | | | 420,360 |
| 8190000 | NE-18-24-25-4 156.11 Acres | | | | |
| | F LAND | T | 1 | FARMLAND | Taxable Total: |
| | | | 100% | Alberta School Foundation Fund | 43,300 |
| 8190010 | 9512921 1 NE-18-24-25-4 2.90 Acres | | | Southeast Corner | |
| | 242044 RGE RD 255 | | | | |
| | R LAND & IMPROVEMENTS | T | 103 | RESIDENTIAL LAND & IMPROVEMENTS | Taxable Total: |
| | | | 100% | Alberta School Foundation Fund | 641,200 |
| 8191000 | NW-18-24-25-4 157.00 Acres | | | | |
| | F LAND | T | 1 | FARMLAND | Taxable Total: |
| | | | 100% | Alberta School Foundation Fund | 46,220 |
| 8191010 | 9612168 1 NW-18-24-25-4 3.00 Acres | | | Northwest Corner | |
| | 242083 RGE RD 260 | | | | |
| | R LAND & IMPROVEMENTS | T | 103 | RESIDENTIAL LAND & IMPROVEMENTS | Taxable Total: |
| | | | 100% | Alberta School Foundation Fund | 413,800 |
| 8192000 | SE-18-24-25-4 149.77 Acres | | | SPR Construction | |
| | 242022 RGE RD 255 | | | | |
| | F LAND & IMPROVEMENTS | T | 1 | FARMLAND | 39,320 |
| | R | T | 103 | RESIDENTIAL LAND & IMPROVEMENTS | 1,131,880 |
| | NR | T | 105 | NON-RESEIDENTIAL LAND & IMPROVEMENTS | 269,280 |
| | | | | Taxable Total: | 1,440,480 |
| | R | E | 901 | RURAL RESIDENCE EXEMPTION (RAP) | 39,320 |
| | R | E | 903 | FARM BUILDING EXEMPT | 319,120 |
| | | | | Exempt Total: | 358,440 |
| | | | | Totals: | 1,798,920 |



2020 Assessment Roll (Valuation Date 1-July, 2020) 2021 Taxation Year, Wheatland County

Assessment Year: 2020
Tax Year: 2021

| Roll | Legal Address | 100% Alberta School Foundation Fund | | | | Total |
|---------|---|-------------------------------------|---------------------------------|----------------|---------|---------|
| 8192010 | 1810130 1 1 SE-18-24-25-4 5.00 Acres 242030 RGE RD 255 | 133.20 M South of NE corner | | | | |
| | R LAND & IMPROVEMENTS | T 103 | RESIDENTIAL LAND & IMPROVEMENTS | Taxable Total: | | 476,000 |
| | | 100% Alberta School Foundation Fund | | | | |
| 8193000 | SW-18-24-25-4 152.75 Acres | Northeast Corner | | | | |
| | F LAND | T 1 | FARMLAND | Taxable Total: | | 46,270 |
| | | 100% Alberta School Foundation Fund | | | | |
| 8193010 | 9111907 1 SW-18-24-25-4 3.00 Acres 242037 RGE RD 260 | | | | | |
| | R LAND & IMPROVEMENTS | T 103 | RESIDENTIAL LAND & IMPROVEMENTS | Taxable Total: | | 462,900 |
| | | 100% Alberta School Foundation Fund | | | | |
| 8194000 | NE-19-24-25-4 156.00 Acres | | | | | |
| | F LAND | T 1 | FARMLAND | Taxable Total: | | 41,390 |
| | | 100% The Golden Hills Reg. Div. 15 | | | | |
| 8194010 | 0412070 1 1 NE-19-24-25-4 3.00 Acres | NORTHEAST CORNER | | | | |
| | F LAND | T 1 | FARMLAND | Taxable Total: | | 620 |
| | | 100% The Golden Hills Reg. Div. 15 | | | | |
| 8195000 | NW-19-24-25-4 154.97 Acres | | | | | |
| | F LAND | T 1 | FARMLAND | Taxable Total: | | 38,530 |
| | | 100% The Golden Hills Reg. Div. 15 | | | | |
| 8195010 | 1412128 1 2 NW-19-24-25-4 5.03 Acres 255073 TWP RD 244 | NORTHWEST CORNER | | | | |
| | R LAND & IMPROVEMENTS | T 103 | RESIDENTIAL LAND & IMPROVEMENTS | | | 355,630 |
| | R | E 901 | RURAL RESIDENCE EXEMPTION (RAP) | | | 30,770 |
| | | 100% The Golden Hills Reg. Div. 15 | | | Totals: | 386,400 |
| 8196000 | SE-19-24-25-4 156.14 Acres | | | | | |
| | F LAND | T 1 | FARMLAND | Taxable Total: | | 41,740 |
| | | 100% Alberta School Foundation Fund | | | | |
| 8196010 | 9512920 1 SE-19-24-25-4 2.86 Acres 243038 RGE RD 255 | Northeast Corner | | | | |



2020 Assessment Roll (Valuation Date 1-July, 2020) 2021 Taxation Year, Wheatland County

Assessment Year: 2020
Tax Year: 2021

| Roll | Legal Address | | | | Total |
|---------|---------------------------|---------------------|-------------------------------------|---|---------|
| 8197000 | R | LAND & IMPROVEMENTS | T 103 | RESIDENTIAL LAND & IMPROVEMENTS Taxable Total: 100% Alberta School Foundation Fund | 479,200 |
| | SW-19-24-25-4 | 129.44 Acres | | | |
| 8197020 | F | LAND | T 1 | FARMLAND Taxable Total: 100% Alberta School Foundation Fund | 35,950 |
| | 1210052 2 1 SW-19-24-25-4 | 18.16 Acres | NORTHWEST CORNER | | |
| | F | LAND & IMPROVEMENTS | T 1 | FARMLAND | 4,190 |
| | R | | T 103 | RESIDENTIAL LAND & IMPROVEMENTS | 427,410 |
| | R | | E 901 | RURAL RESIDENCE EXEMPTION (RAP) | 4,190 |
| | R | | E 903 | FARM BUILDING EXEMPT 100% Alberta School Foundation Fund | 21,070 |
| 8198000 | 0910326 1 1 SW-19-24-25-4 | | 6.00 Acres | | |
| | 243039 RGE RD 260 | | NW Corner LSD 5 | | |
| | F | LAND & IMPROVEMENTS | T 1 | FARMLAND | 260 |
| | R | | T 103 | RESIDENTIAL LAND & IMPROVEMENTS | 889,280 |
| | R | | E 901 | RURAL RESIDENCE EXEMPTION (RAP) | 1,020 |
| | | | 100% Alberta School Foundation Fund | | |
| 8198010 | 0910326 1 2 SW-19-24-25-4 | | 6.40 Acres | | |
| | | | NW corner LSD 5 | | |
| | F | LAND & IMPROVEMENTS | T 1 | FARMLAND | 760 |
| | R | | T 103 | RESIDENTIAL LAND & IMPROVEMENTS | 236,900 |
| 8199000 | NE-20-24-25-4 | | 158.00 Acres | | |
| | | | | | |
| | F | LAND | T 1 | FARMLAND Taxable Total: 100% Christ The Redeemer Reg. 3 | 44,630 |
| | NW-20-24-25-4 | | 79.50 Acres | | |
| 8200000 | 243053 RGE RD 255 | | LSD 11 & 12 | | |
| | F | LAND & IMPROVEMENTS | T 1 | FARMLAND | 20,960 |
| | R | | T 103 | RESIDENTIAL LAND & IMPROVEMENTS | 337,940 |
| | R | | E 901 | RURAL RESIDENCE EXEMPTION (RAP) | 20,960 |
| | | | Taxable Total: | | 358,900 |
| | | | Totals: | | 456,860 |



2020 Assessment Roll (Valuation Date 1-July, 2020) 2021 Taxation Year, Wheatland County

Assessment Year: 2020
Tax Year: 2021

| Roll | Legal Address | | | | Total |
|---------|----------------------------|---------------------------------------|-------------------------------------|-----------------------|---------|
| | | | 100% Alberta School Foundation Fund | Totals: | 379,860 |
| 8201000 | NW-20-24-25-4 | 40.00 Acres | | LSD 14 | |
| | 254049 TWP RD 244 | | | | |
| | F LAND & IMPROVEMENTS | T 1 FARMLAND | | | 9,890 |
| | R | T 103 RESIDENTIAL LAND & IMPROVEMENTS | | | 299,710 |
| | | | Taxable Total: | | 309,600 |
| | R | E 901 RURAL RESIDENCE EXEMPTION (RAP) | | | 9,890 |
| | R | E 903 FARM BUILDING EXEMPT | | | 14,570 |
| | | 100% Alberta School Foundation Fund | Exempt Total: | | 24,460 |
| | | | Totals: | | 334,060 |
| 8202000 | NW-20-24-25-4 | 34.50 Acres | | LSD 13 | |
| | 243071 RGE RD 255 | | | | |
| | F LAND & IMPROVEMENTS | T 1 FARMLAND | | | 7,990 |
| | R | T 103 RESIDENTIAL LAND & IMPROVEMENTS | | | 368,910 |
| | | | Taxable Total: | | 376,900 |
| | R | E 901 RURAL RESIDENCE EXEMPTION (RAP) | | | 7,990 |
| | R | E 903 FARM BUILDING EXEMPT | | | 5,190 |
| | | 100% Alberta School Foundation Fund | Exempt Total: | | 13,180 |
| | | | Totals: | | 390,080 |
| 8202010 | 0914523 1 1 NW-20-24-25-4 | 5.00 Acres | | NW CORNER | |
| | 243077 RGE RD 255 | | | | |
| | R LAND & IMPROVEMENTS | T 103 RESIDENTIAL LAND & IMPROVEMENTS | Taxable Total: | | 682,200 |
| | | 100% Alberta School Foundation Fund | | | |
| 8203000 | SE-20-24-25-4 | 156.60 Acres | | | |
| | F LAND | T 1 FARMLAND | Taxable Total: | | 29,940 |
| | | 100% Alberta School Foundation Fund | | | |
| 8203010 | IRR171 RW 24 E -20-24-25-4 | 5.40 Acres | | 3.4 Ac SE & 2.0 Ac NE | |
| | NR LAND | E 167 WESTERN IRRIGATION DIST EXEMPT | Exempt Total: | | 59,790 |
| | | 100% Alberta School Foundation Fund | | | |
| 8204000 | SW-20-24-25-4 | 79.50 Acres | | South half | |
| | 243017 RGE RD 255 | | | | |
| | F LAND & IMPROVEMENTS | T 1 FARMLAND | | | 20,790 |
| | R | T 103 RESIDENTIAL LAND & IMPROVEMENTS | | | 443,730 |
| | | | Taxable Total: | | 464,520 |
| | R | E 901 RURAL RESIDENCE EXEMPTION (RAP) | | | 20,790 |



2020 Assessment Roll (Valuation Date 1-July, 2020) 2021 Taxation Year, Wheatland County

Assessment Year: 2020
Tax Year: 2021

| Roll | Legal Address | | | | Total |
|---------|--|-------------|--------------------------------------|-------------------------------------|-----------|
| | R | E 903 | FARM BUILDING EXEMPT | | 84,990 |
| | | 100% | The Golden Hills Reg. Div. 15 | Exempt Total: | 105,780 |
| | | | | Totals: | 570,300 |
| 8205000 | SW-20-24-25-4 | 34.64 Acres | | South Half LSD 5 & 6 | |
| | F LAND | T 1 | FARMLAND | Taxable Total: | 9,960 |
| | | 100% | Alberta School Foundation Fund | | |
| 8205010 | 2010551 1 1 SW-20-24-25-4 5.11 Acres | | | SW CORNER LSD 5 | |
| | 243021 RGE RD 255 | | | | |
| | F LAND & IMPROVEMENTS | T 1 | FARMLAND | | 610 |
| | R | T 103 | RESIDENTIAL LAND & IMPROVEMENTS | | 429,490 |
| | | | | Taxable Total: | 430,100 |
| | R | E 901 | RURAL RESIDENCE EXEMPTION (RAP) | | 45,910 |
| | R | E 903 | FARM BUILDING EXEMPT | | 5,450 |
| | | 100% | Alberta School Foundation Fund | Exempt Total: | 51,360 |
| | | | | Totals: | 481,460 |
| 8206000 | SW-20-24-25-4 | 39.75 Acres | | North Half LSD 5 & 6 Dog Grooming | |
| | 243031 RGE RD 255 | | | | |
| | F LAND & IMPROVEMENTS | T 1 | FARMLAND | | 9,820 |
| | R | T 103 | RESIDENTIAL LAND & IMPROVEMENTS | | 545,820 |
| | NR | T 105 | NON-RESEIDENTIAL LAND & IMPROVEMENTS | | 27,160 |
| | | | | Taxable Total: | 582,800 |
| | R | E 901 | RURAL RESIDENCE EXEMPTION (RAP) | | 9,820 |
| | R | E 903 | FARM BUILDING EXEMPT | | 6,870 |
| | | 100% | Alberta School Foundation Fund | Exempt Total: | 16,690 |
| | | | | Totals: | 599,490 |
| 8207010 | 0612529 3 1 NW-21-24-25-4 3.00 Acres | | | Northwest Corner | |
| | 243081 RGE RD 254 | | | | |
| | R LAND & IMPROVEMENTS | T 103 | RESIDENTIAL LAND & IMPROVEMENTS | Taxable Total: | 432,900 |
| | | 100% | Alberta School Foundation Fund | | |
| 8208000 | 0612529 3 3 N -21-24-25-4 316.56 Acres | | | OXBOW GOLF COURSE Oxbow Golf Course | |
| | 253033 TWP RD 244 | | | | |
| | F LAND & IMPROVEMENTS | T 1 | FARMLAND | | 29,620 |
| | R | T 103 | RESIDENTIAL LAND & IMPROVEMENTS | | 316,380 |
| | NR | T 105 | NON-RESEIDENTIAL LAND & IMPROVEMENTS | | 1,757,760 |
| | | | | Taxable Total: | 2,103,760 |
| | R | E 901 | RURAL RESIDENCE EXEMPTION (RAP) | | 29,620 |
| | | | | Totals: | 2,133,380 |



2020 Assessment Roll (Valuation Date 1-July, 2020) 2021 Taxation Year, Wheatland County

Assessment Year: 2020
Tax Year: 2021

| Roll | Legal Address | 100% The Golden Hills Reg. Div. 15 | | | | Total |
|---------|---|------------------------------------|-----|--|--|-----------|
| 8208010 | 0612529 3 2 NW-21-24-25-4 7.72 Acres 253043 TWP RD 244 | NORTHEAST CORNER | | | | |
| | R LAND & IMPROVEMENTS | T | 103 | RESIDENTIAL LAND & IMPROVEMENTS Taxable Total: | | 635,300 |
| | | | | 100% Alberta School Foundation Fund | | |
| 8216000 | NE-24-24-25-4 145.00 Acres | | | | | |
| | F LAND | T | 1 | FARMLAND Taxable Total: | | 19,790 |
| | | | | 100% Alberta School Foundation Fund | | |
| 8216010 | 9611074 1 NE-24-24-25-4 15.00 Acres 250041 TWP RD 244 | Northwest Corner | | | | |
| | F LAND & IMPROVEMENTS | T | 1 | FARMLAND | | 1,670 |
| | R | T | 103 | RESIDENTIAL LAND & IMPROVEMENTS | | 1,014,200 |
| | | | | Taxable Total: | | 1,015,870 |
| | R | E | 901 | RURAL RESIDENCE EXEMPTION (RAP) | | 3,100 |
| | R | E | 903 | FARM BUILDING EXEMPT | | 5,970 |
| | | | | 100% Alberta School Foundation Fund | | |
| | | | | Exempt Total: | | 9,070 |
| | | | | Totals: | | 1,024,940 |
| 8218000 | SE-24-24-25-4 157.00 Acres | North of Canal | | | | |
| | F LAND | T | 1 | FARMLAND Taxable Total: | | 15,910 |
| | | | | 100% Alberta School Foundation Fund | | |
| 8218010 | 9611228 1 SE-24-24-25-4 3.00 Acres 243038 RGE RD 250 | Northeast Corner | | | | |
| | R LAND & IMPROVEMENTS | T | 103 | RESIDENTIAL LAND & IMPROVEMENTS Taxable Total: | | 782,600 |
| | | | | 100% Alberta School Foundation Fund | | |
| 8221000 | NE-25-24-25-4 160.00 Acres | | | | | |
| | F LAND | T | 1 | FARMLAND Taxable Total: | | 30,500 |
| | | | | 100% Alberta School Foundation Fund | | |
| 8222000 | NW-25-24-25-4 122.35 Acres | | | | | |
| | F LAND | T | 1 | FARMLAND Taxable Total: | | 14,760 |
| | | | | 100% Alberta School Foundation Fund | | |
| 8222005 | 9711029 1 NW-25-24-25-4 3.00 Acres 244055 RGE RD 251 | South of Canal, W Side of Ort | | | | |
| | R LAND & IMPROVEMENTS | T | 103 | RESIDENTIAL LAND & IMPROVEMENTS Taxable Total: | | 638,900 |



2020 Assessment Roll (Valuation Date 1-July, 2020) 2021 Taxation Year, Wheatland County

Assessment Year: 2020
Tax Year: 2021

| Roll | Legal Address | | | | Total |
|---------|---|---|--|--|---------|
| 8222010 | 9211258 1 NW-25-24-25-4 2.99 Acres 244079 RGE RD 251 | 100% The Golden Hills Reg. Div. 15 Northwest Corner | | | |
| | | R LAND & IMPROVEMENTS | T 103 RESIDENTIAL LAND & IMPROVEMENTS Taxable Total: | | 320,000 |
| 8222020 | NW-25-24-25-4 10.23 Acres 244061 RGE RD 251 | 100% Alberta School Foundation Fund | | | |
| | | West of Canal Right-of-Way | | | |
| | | F LAND & IMPROVEMENTS | T 1 FARMLAND | | 610 |
| | | R | T 103 RESIDENTIAL LAND & IMPROVEMENTS | | 424,390 |
| | | Taxable Total: | | | 425,000 |
| 8222030 | 9411955 NW-25-24-25-4 8.33 Acres | NR LAND | E 901 RURAL RESIDENCE EXEMPTION (RAP) | | 610 |
| | | | 100% Alberta School Foundation Fund | | |
| | | | Totals: | | 425,610 |
| 8222040 | 9411955 NW-25-24-25-4 6.28 Acres | AREA "B" North Westerly Prtn | | | |
| | | E 167 WESTERN IRRIGATION DIST EXEMPT | Exempt Total: | | 214,010 |
| 8222050 | 0914217 2 1 NW-25-24-25-4 3.00 Acres 244047 RGE RD 251 | R LAND & IMPROVEMENTS | 100% Alberta School Foundation Fund | | |
| | | | 78.91m NORTH OF S.W. CORNER | | |
| | | | Exempt Total: | | 60,000 |
| 8222060 | 0914217 2 2 NW-25-24-25-4 3.00 Acres 244043 RGE RD 251 | R LAND & IMPROVEMENTS | T 103 RESIDENTIAL LAND & IMPROVEMENTS Taxable Total: | | 641,800 |
| | | | 100% Alberta School Foundation Fund | | |
| | | | S.W. CORNER | | |
| | | | T 103 RESIDENTIAL LAND & IMPROVEMENTS | | 405,280 |
| | | | Taxable Total: | | 427,320 |
| 8223000 | SE-25-24-25-4 157.00 Acres 244008 RGE RD 250 | F LAND & IMPROVEMENTS | T 1 FARMLAND | | 22,040 |
| | | | T 103 RESIDENTIAL LAND & IMPROVEMENTS | | 405,280 |
| | | | Taxable Total: | | 427,320 |



2020 Assessment Roll (Valuation Date 1-July, 2020) 2021 Taxation Year, Wheatland County

Assessment Year: 2020
Tax Year: 2021

| Roll | Legal Address | | | | Total |
|---------|--|---|------|---------------------------------|------------------|
| | R | E | 901 | RURAL RESIDENCE EXEMPTION (RAP) | 65,620 |
| | | | 100% | Alberta School Foundation Fund | |
| | | | | Totals: | 492,940 |
| 8223010 | 9511555 1 SE-25-24-25-4 3.00 Acres | | | Northeast Corner | |
| | 244038 RGE RD 250 | | | | |
| | R LAND & IMPROVEMENTS | T | 103 | RESIDENTIAL LAND & IMPROVEMENTS | 573,510 |
| | R | E | 901 | RURAL RESIDENCE EXEMPTION (RAP) | 23,790 |
| | | | 100% | Alberta School Foundation Fund | |
| | | | | Totals: | 597,300 |
| 8225000 | NE-26-24-25-4 103.38 Acres | | | | |
| | F LAND | T | 1 | FARMLAND | |
| | | | | Taxable Total: | 18,590 |
| | | | 100% | Alberta School Foundation Fund | |
| 8225010 | NE-26-24-25-4 33.47 Acres | | | Northeast of Canal | |
| | 244062 RGE RD 251 | | | | |
| | F LAND & IMPROVEMENTS | T | 1 | FARMLAND | 2,590 |
| | R | T | 103 | RESIDENTIAL LAND & IMPROVEMENTS | 381,710 |
| | | | | Taxable Total: | 384,300 |
| | R | E | 901 | RURAL RESIDENCE EXEMPTION (RAP) | 2,590 |
| | R | E | 903 | FARM BUILDING EXEMPT | 15,160 |
| | | | 100% | Alberta School Foundation Fund | |
| | | | | Exempt Total: | 17,750 |
| | | | | Totals: | 402,050 |
| 8225020 | 9411127 RW 24 NE-26-24-25-4 5.54 Acres | | | LSD 15, 16 & 9 | |
| | NR LAND | E | 167 | WESTERN IRRIGATION DIST EXEMPT | |
| | | | 100% | Alberta School Foundation Fund | |
| | | | | Exempt Total: | 61,340 |
| 8225030 | 1912040 1 1 NE-26-24-25-4 16.01 Acres | | | SE Corner | |
| | 244046 RGE RD 251 | | | | |
| | F LAND & IMPROVEMENTS | T | 1 | FARMLAND | 1,100 |
| | R | T | 103 | RESIDENTIAL LAND & IMPROVEMENTS | 1,079,480 |
| | | | | Taxable Total: | 1,080,580 |
| | R | E | 901 | RURAL RESIDENCE EXEMPTION (RAP) | 28,920 |
| | R | E | 903 | FARM BUILDING EXEMPT | 13,030 |
| | | | 100% | Alberta School Foundation Fund | |
| | | | | Exempt Total: | 41,950 |
| | | | | Totals: | 1,122,530 |
| 8226000 | NW-26-24-25-4 132.04 Acres | | | Southeast of Canal | |
| | 244059 HWY 817 | | | | |
| | F LAND & IMPROVEMENTS | T | 1 | FARMLAND | 18,700 |
| | R | T | 103 | RESIDENTIAL LAND & IMPROVEMENTS | 551,200 |



2020 Assessment Roll (Valuation Date 1-July, 2020) 2021 Taxation Year, Wheatland County

Assessment Year: 2020
Tax Year: 2021

| Roll | Legal Address | | | | | | Total |
|---------|-------------------------|--------------|-------|---------------------------------|--|-----------|---------|
| | R | | E 901 | RURAL RESIDENCE EXEMPTION (RAP) | Taxable Total: | | 569,900 |
| | | | 100% | Alberta School Foundation Fund | | 18,700 | |
| | | | | | Totals: | | 588,600 |
| 8227000 | NW-26-24-25-4 | 20.26 Acres | | | Northwest of Canal | | |
| | F LAND | | T 1 | FARMLAND | Taxable Total: | | 1,720 |
| | | | 100% | Alberta School Foundation Fund | | | |
| 8227010 | IRR382 NW-26-24-25-4 | 4.76 Acres | | | CANAL RIGHT OF WAY | | |
| | NR LAND | | E 167 | WESTERN IRRIGATION DIST EXEMPT | Exempt Total: | | 174,490 |
| | | | 100% | Alberta School Foundation Fund | | | |
| 8232000 | NE-27-24-25-4 | 86.45 Acres | | | North & West of Canal Four Sisters Farms | | |
| | 244082 HWY 817 | | | | | | |
| | F LAND & IMPROVEMENTS | | T 1 | FARMLAND | | 5,950 | |
| | R | | T 103 | RESIDENTIAL LAND & IMPROVEMENTS | | 1,023,950 | |
| | | | | | Taxable Total: | 1,029,900 | |
| | R | | E 901 | RURAL RESIDENCE EXEMPTION (RAP) | | 5,950 | |
| | R | | E 903 | FARM BUILDING EXEMPT | | 11,210 | |
| | | | 100% | Alberta School Foundation Fund | Exempt Total: | 17,160 | |
| | | | | | Totals: | 1,047,060 | |
| 8232010 | IRR358 NE-27-24-25-4 | 8.91 Acres | | | CANAL RIGHT OF WAY | | |
| | | | | | | | |
| | NR LAND | | E 167 | WESTERN IRRIGATION DIST EXEMPT | Exempt Total: | | 220,430 |
| | | | 100% | Alberta School Foundation Fund | | | |
| 8233000 | NE-27-24-25-4 | 63.10 Acres | | | South of Canal | | |
| | 244056 HWY 817 | | | | | | |
| | F LAND & IMPROVEMENTS | | T 1 | FARMLAND | | 6,050 | |
| | R | | E 903 | FARM BUILDING EXEMPT | | 98,030 | |
| | | | 100% | Alberta School Foundation Fund | Totals: | 104,080 | |
| 8234000 | NW-27-24-25-4 | 145.06 Acres | | | | | |
| | | | | | | | |
| | F LAND | | T 1 | FARMLAND | Taxable Total: | | 15,370 |
| | | | 100% | Alberta School Foundation Fund | | | |
| 8234010 | 9812953 2 NW-27-24-25-4 | 3.00 Acres | | | SOUTHWEST CORNER | | |
| | 244045 RGE RD 253 | | | | | | |
| | R LAND & IMPROVEMENTS | | T 103 | RESIDENTIAL LAND & IMPROVEMENTS | Taxable Total: | | 587,600 |



2020 Assessment Roll (Valuation Date 1-July, 2020) 2021 Taxation Year, Wheatland County

Assessment Year: 2020
Tax Year: 2021

| Roll | Legal Address | | | | | | | | | | Total |
|---------------|--------------------------------------|---------------------|--|--|-------------------------------------|-----|---------------------------------|--|--|----------------|---------|
| 8234020 | 1911099 3 1 NW-27-24-25-4 4.99 Acres | | | | 100% The Golden Hills Reg. Div. 15 | | | | | | |
| | Within Central part LSD 12 | | | | | | | | | | |
| | F | LAND | | | T | 1 | FARMLAND | | | Taxable Total: | 590 |
| 8234030 | 1911099 3 2 NW-27-24-25-4 6.96 Acres | | | | 100% Alberta School Foundation Fund | | | | | | |
| | 93.76 m North of SW corner | | | | | | | | | | |
| | F | LAND | | | T | 1 | FARMLAND | | | Taxable Total: | 830 |
| 8239000 | NE-28-24-25-4 157.00 Acres | | | | | | | | | | |
| | F | LAND | | | T | 1 | FARMLAND | | | Taxable Total: | 13,910 |
| | 100% Alberta School Foundation Fund | | | | | | | | | | |
| 8239010 | 9711495 1 NE-28-24-25-4 3.00 Acres | | | | Southeast Corner | | | | | | |
| | 244046 RGE RD 253 | | | | | | | | | | |
| | R | LAND & IMPROVEMENTS | | | T | 103 | RESIDENTIAL LAND & IMPROVEMENTS | | | Taxable Total: | 753,900 |
| 8240000 | NW-28-24-25-4 160.00 Acres | | | | | | | | | | |
| | 244043A RGE RD 254 | | | | | | | | | | |
| | F | LAND & IMPROVEMENTS | | | T | 1 | FARMLAND | | | 26,060 | |
| | R | | | | T | 103 | RESIDENTIAL LAND & IMPROVEMENTS | | | 480,160 | |
| | Taxable Total: | | | | | | | | | | 506,220 |
| | R | | | | E | 901 | RURAL RESIDENCE EXEMPTION (RAP) | | | 26,060 | |
| | R | | | | E | 903 | FARM BUILDING EXEMPT | | | 6,430 | |
| | 100% Alberta School Foundation Fund | | | | | | | | | | 32,490 |
| Exempt Total: | | | | | | | | | | 32,490 | |
| Totals: | | | | | | | | | | 538,710 | |
| 8241000 | SE-28-24-25-4 157.00 Acres | | | | | | | | | | |
| | 253032 TWP RD 244 | | | | | | | | | | |
| | F | LAND & IMPROVEMENTS | | | T | 1 | FARMLAND | | | 20,550 | |
| | R | | | | T | 103 | RESIDENTIAL LAND & IMPROVEMENTS | | | 246,000 | |
| | Taxable Total: | | | | | | | | | | 266,550 |
| 8241010 | | | | | E | 901 | RURAL RESIDENCE EXEMPTION (RAP) | | | 16,400 | |
| | | | | | 100% Alberta School Foundation Fund | | | | | Totals: | 282,950 |
| | SOUTHEAST CORNER | | | | | | | | | | |



2020 Assessment Roll (Valuation Date 1-July, 2020) 2021 Taxation Year, Wheatland County

Assessment Year: 2020
Tax Year: 2021

| Roll | Legal Address | | | | Total |
|---------|-------------------|--------------------------|-------|-------------------------------------|------------------------------|
| | F | LAND | T 1 | FARMLAND | Taxable Total: 260 |
| | | | | 100% Christ The Redeemer Reg. 3 | |
| 8242000 | SW-28-24-25-4 | 151.01 Acres | | | |
| | 253064 TWP RD 244 | | | | |
| | F | LAND & IMPROVEMENTS | T 1 | FARMLAND | 29,160 |
| | R | | T 103 | RESIDENTIAL LAND & IMPROVEMENTS | 472,240 |
| | | | | Taxable Total: | 501,400 |
| | R | | E 901 | RURAL RESIDENCE EXEMPTION (RAP) | 29,160 |
| | | | | 100% Alberta School Foundation Fund | |
| | | | | Totals: | 530,560 |
| 8242010 | 9810103 1 | SW-28-24-25-4 3.00 Acres | | | CENTER PART ALONG SOUTH SIDE |
| | 253056 TWP RD 244 | | | | |
| | R | LAND & IMPROVEMENTS | T 103 | RESIDENTIAL LAND & IMPROVEMENTS | Taxable Total: 610,900 |
| | | | | 100% Alberta School Foundation Fund | |
| 8242020 | 0710230 1 1 | SW-28-24-25-4 2.99 Acres | | | SE CORNER |
| | 253044 TWP RD 244 | | | | |
| | R | LAND & IMPROVEMENTS | T 103 | RESIDENTIAL LAND & IMPROVEMENTS | Taxable Total: 565,500 |
| | | | | 100% Alberta School Foundation Fund | |
| 8242030 | 1010700 2 2 | SW-28-24-25-4 3.00 Acres | | | SW CORNER |
| | 244005 RGE RD 254 | | | | |
| | R | LAND & IMPROVEMENTS | T 103 | RESIDENTIAL LAND & IMPROVEMENTS | Taxable Total: 443,800 |
| | | | | 100% Alberta School Foundation Fund | |
| 8243000 | NE-29-24-25-4 | 156.91 Acres | | | |
| | 244056 RGE RD 254 | | | | |
| | F | LAND & IMPROVEMENTS | T 1 | FARMLAND | 31,230 |
| | R | | T 103 | RESIDENTIAL LAND & IMPROVEMENTS | 361,460 |
| | | | | Taxable Total: | 392,690 |
| | R | | E 901 | RURAL RESIDENCE EXEMPTION (RAP) | 61,540 |
| | | | | 100% Christ The Redeemer Reg. 3 | |
| | | | | Totals: | 454,230 |
| 8243010 | 9912002 1 | NE-29-24-25-4 3.09 Acres | | | SOUTHEAST CORNER |
| | 244044 RGE RD 254 | | | | |
| | R | LAND & IMPROVEMENTS | T 103 | RESIDENTIAL LAND & IMPROVEMENTS | Taxable Total: 350,900 |
| | | | | 100% Alberta School Foundation Fund | |
| 8244000 | NW-29-24-25-4 | 145.73 Acres | | | |
| | F | LAND | T 1 | FARMLAND | Taxable Total: 37,260 |
| | | | | 100% Christ The Redeemer Reg. 3 | |



2020 Assessment Roll (Valuation Date 1-July, 2020) 2021 Taxation Year, Wheatland County

Assessment Year: 2020
Tax Year: 2021

| Roll | Legal Address | Total |
|---------|---|--|
| 8244010 | 9912003 1 NW-29-24-25-4 3.14 Acres 244043 RGE RD 255 F LAND T 1 FARMLAND 100% Alberta School Foundation Fund | SOUTHWEST CORNER Taxable Total: 690 |
| 8244012 | 1510586 2 1 NW-29-24-25-4 3.14 Acres 254080 TWP RD 244A R LAND & IMPROVEMENTS T 103 RESIDENTIAL LAND & IMPROVEMENTS 100% Alberta School Foundation Fund | 140m N of SW Corner Taxable Total: 484,700 |
| 8244014 | 1510586 2 2 NW-29-24-25-4 3.14 Acres 4 244049 RGE RD 255 F LAND T 1 FARMLAND 100% Alberta School Foundation Fund | NE Corner LSD 12 Taxable Total: 690 |
| 8244016 | 1510586 2 3 NW-29-24-25-4 3.14 Acres F LAND T 1 FARMLAND 100% Christ The Redeemer Reg. 3 | 115m E of SW corner Taxable Total: 960 |
| 8245000 | SE-29-24-25-4 158.20 Acres F LAND T 1 FARMLAND 100% Christ The Redeemer Reg. 3 | Taxable Total: 42,810 |
| 8245010 | IRR208 SE-29-24-25-4 1.80 Acres NR LAND E 167 WESTERN IRRIGATION DIST EXEMPT 100% Alberta School Foundation Fund | Canal R of Way Exempt Total: 2,220 |
| 8246000 | SW-29-24-25-4 157.00 Acres F LAND T 1 FARMLAND 100% Alberta School Foundation Fund | Taxable Total: 43,630 |
| 8246010 | 9511475 1 SW-29-24-25-4 3.00 Acres 244005 RGE RD 255 R LAND & IMPROVEMENTS T 103 RESIDENTIAL LAND & IMPROVEMENTS R E 903 FARM BUILDING EXEMPT 100% Alberta School Foundation Fund | Southeast Corner 571,850 22,590 Totals: 594,440 |
| 8247000 | NE-30-24-25-4 144.18 Acres | |



2020 Assessment Roll (Valuation Date 1-July, 2020) 2021 Taxation Year, Wheatland County

Assessment Year: 2020
Tax Year: 2021

| Roll | Legal Address | | | | Total |
|---------|-------------------|--------------------------|-------|--|------------------------------|
| 8247010 | F | LAND | T 1 | FARMLAND 100% Christ The Redeemer Reg. 3 | Taxable Total: 38,560 |
| | NE-30-24-25-4 | 2.23 Acres | | | Northeast Corner |
| | 244082 RGE RD 255 | | | | |
| 8247101 | R | LAND & IMPROVEMENTS | T 103 | RESIDENTIAL LAND & IMPROVEMENTS 100% Alberta School Foundation Fund | Taxable Total: 461,800 |
| | 1313094 1 1 | NE-30-24-25-4 2.99 Acres | | | Southeast Corner |
| 8247102 | F | LAND | T 1 | FARMLAND 100% Christ The Redeemer Reg. 3 | Taxable Total: 880 |
| | 1313094 1 2 | NE-30-24-25-4 2.99 Acres | | | 110m West of SE Corner |
| 8247103 | F | LAND | T 1 | FARMLAND 100% Christ The Redeemer Reg. 3 | Taxable Total: 880 |
| | 1313094 1 3 | NE-30-24-25-4 2.99 Acres | | | 140m N & 110m W of SE Corner |
| 8247104 | F | LAND | T 1 | FARMLAND 100% Christ The Redeemer Reg. 3 | Taxable Total: 880 |
| | 1313094 1 4 | NE-30-24-25-4 2.99 Acres | | | 140 m N of SE Corner |
| 8248000 | F | LAND | T 1 | FARMLAND 100% Christ The Redeemer Reg. 3 | Taxable Total: 880 |
| | NW-30-24-25-4 | 160.00 Acres | | | |
| 8249000 | F | LAND | T 1 | FARMLAND 100% Alberta School Foundation Fund | Taxable Total: 40,730 |
| | SE-30-24-25-4 | 147.00 Acres | | | |
| 8249010 | F | LAND | T 1 | FARMLAND 100% Alberta School Foundation Fund | Taxable Total: 30,800 |
| | 9511476 1 | SE-30-24-25-4 3.00 Acres | | | South East Corner |
| | 244004 RGE RD 255 | | | | |
| | R | LAND & IMPROVEMENTS | T 103 | RESIDENTIAL LAND & IMPROVEMENTS 100% The Golden Hills Reg. Div. 15 | Taxable Total: 420,400 |



2020 Assessment Roll (Valuation Date 1-July, 2020) 2021 Taxation Year, Wheatland County

Assessment Year: 2020
Tax Year: 2021

| Roll | Legal Address | Total |
|---------|--|--|
| 8249020 | 1213701 2 1 SE-30-24-25-4 10.00 Acres 244038 RGE RD 255 | NORTHEAST CORNER |
| | F LAND & IMPROVEMENTS | T 1 FARMLAND 1,660 |
| | R | T 103 RESIDENTIAL LAND & IMPROVEMENTS 381,540 |
| | | Taxable Total: 383,200 |
| | R | E 901 RURAL RESIDENCE EXEMPTION (RAP) 32,460 |
| | | 100% Alberta School Foundation Fund Totals: 415,660 |
| 8250000 | SW-30-24-25-4 159.71 Acres | |
| | F LAND | T 1 FARMLAND Taxable Total: 38,700 |
| | | 100% Alberta School Foundation Fund |
| 8251000 | NE-31-24-25-4 156.44 Acres 255019 TWP RD 250 | |
| | F LAND & IMPROVEMENTS | T 1 FARMLAND 40,040 |
| | R | T 103 RESIDENTIAL LAND & IMPROVEMENTS 702,760 |
| | | Taxable Total: 742,800 |
| | R | E 901 RURAL RESIDENCE EXEMPTION (RAP) 40,040 |
| | | 100% Alberta School Foundation Fund Totals: 782,840 |
| 8252000 | NE-31-24-25-4 2.57 Acres 255037 TWP RD 250 | NORTHWEST CORNER G.H. Studio & Flour Mill Operation |
| | ME LAND & IMPROVEMENTS | T 7 MACHINERY & EQUIPMENT 6,070 |
| | R | T 103 RESIDENTIAL LAND & IMPROVEMENTS 595,550 |
| | NR | T 105 NON-RESEIDENTIAL LAND & IMPROVEMENTS 36,280 |
| | | Taxable Total: 637,900 |
| | R | E 901 RURAL RESIDENCE EXEMPTION (RAP) 4,400 |
| | R | E 903 FARM BUILDING EXEMPT 15,770 |
| | | 100% Christ The Redeemer Reg. 3 Exempt Total: 20,170 |
| | | Totals: 658,070 |
| 8253000 | NW-31-24-25-4 159.01 Acres | |
| | F LAND | T 1 FARMLAND Taxable Total: 36,050 |
| | | 100% Alberta School Foundation Fund |
| 8254000 | SE-31-24-25-4 146.15 Acres | |
| | F LAND | T 1 FARMLAND Taxable Total: 37,510 |
| | | 100% Alberta School Foundation Fund |



2020 Assessment Roll (Valuation Date 1-July, 2020) 2021 Taxation Year, Wheatland County

Assessment Year: 2020
Tax Year: 2021

| Roll | Legal Address | Total |
|---------|--|---------------------|
| 8254010 | 9912090 1 SE-31-24-25-4 3.00 Acres 245004 RGE RD 255 | SOUTHEAST CORNER |
| | R LAND & IMPROVEMENTS T 103 RESIDENTIAL LAND & IMPROVEMENTS Taxable Total: 100% Christ The Redeemer Reg. 3 | 267,500 |
| 8254020 | 1412615 2 1 SE-31-24-25-4 3.01 Acres 5 245006 RGE RD 255 | 122m W of SE corner |
| | R LAND & IMPROVEMENTS T 103 RESIDENTIAL LAND & IMPROVEMENTS Taxable Total: 100% Alberta School Foundation Fund | 633,400 |
| 8254110 | 1412615 2 2 SE-31-24-25-4 3.00 Acres 4 245006 RGE RD 255 | NW Corner of LSD 1 |
| | R LAND & IMPROVEMENTS T 103 RESIDENTIAL LAND & IMPROVEMENTS Taxable Total: 100% Alberta School Foundation Fund | 574,500 |
| 8254120 | 1412615 2 3 SE-31-24-25-4 3.00 Acres 2 245006 RGE RD 255 | 129m N of SE corner |
| | R LAND & IMPROVEMENTS T 103 RESIDENTIAL LAND & IMPROVEMENTS Taxable Total: 100% Alberta School Foundation Fund | 446,500 |
| 8255000 | SW-31-24-25-4 160.00 Acres | |
| | F LAND T 1 FARMLAND Taxable Total: 100% Alberta School Foundation Fund | 38,780 |
| 8256000 | NE-32-24-25-4 155.51 Acres | |
| | F LAND & IMPROVEMENTS T 1 FARMLAND 11,680 R T 103 RESIDENTIAL LAND & IMPROVEMENTS 212,150 Taxable Total: 223,830 R E 903 FARM BUILDING EXEMPT 33,150 100% Alberta School Foundation Fund Totals: 256,980 | |
| 8256010 | 9913347 2 NE-32-24-25-4 3.51 Acres 254005 TWP RD 250 | NORTHEAST CORNER |
| | R LAND & IMPROVEMENTS T 103 RESIDENTIAL LAND & IMPROVEMENTS Taxable Total: 100% Alberta School Foundation Fund | 488,000 |
| 8257000 | NW-32-24-25-4 154.01 Acres | |
| | F LAND T 1 FARMLAND Taxable Total: 100% Christ The Redeemer Reg. 3 | 36,550 |



2020 Assessment Roll (Valuation Date 1-July, 2020) 2021 Taxation Year, Wheatland County

Assessment Year: 2020
Tax Year: 2021

| Roll | Legal Address | Total |
|---------|--|-------|
| 8258000 | 9810288 1 1 NW-32-24-25-4 5.01 Acres 245075 RGE RD 255 Northwest Corner | |
| | F LAND & IMPROVEMENTS T 1 FARMLAND 450 | |
| | R T 103 RESIDENTIAL LAND & IMPROVEMENTS 631,050 | |
| | R Taxable Total: 631,500 | |
| | E 901 RURAL RESIDENCE EXEMPTION (RAP) 450 | |
| | 100% Christ The Redeemer Reg. 3 Totals: 631,950 | |
| 8259000 | SE-32-24-25-4 160.00 Acres | |
| | F LAND T 1 FARMLAND Taxable Total: 19,270 | |
| | 100% Alberta School Foundation Fund | |
| 8260000 | SW-32-24-25-4 155.00 Acres 245011 RGE RD 255 Jasz Equestrian Boarding & Training | |
| | F LAND & IMPROVEMENTS T 1 FARMLAND 31,330 | |
| | NR T 105 NON-RESEIDENTIAL LAND & IMPROVEMENTS 288,080 | |
| | R Taxable Total: 319,410 | |
| | E 903 FARM BUILDING EXEMPT 261,990 | |
| | 100% Alberta School Foundation Fund Totals: 581,400 | |
| 8261000 | SW-32-24-25-4 5.00 Acres 244083 RGE RD 255 Southwest Corner | |
| | F LAND & IMPROVEMENTS T 1 FARMLAND 430 | |
| | R T 103 RESIDENTIAL LAND & IMPROVEMENTS 513,170 | |
| | R Taxable Total: 513,600 | |
| | E 901 RURAL RESIDENCE EXEMPTION (RAP) 430 | |
| | 100% Alberta School Foundation Fund Totals: 514,030 | |
| 8262000 | NE-33-24-25-4 159.00 Acres | |
| | F LAND T 1 FARMLAND Taxable Total: 12,310 | |
| | 100% Alberta School Foundation Fund | |
| 8263000 | NW-33-24-25-4 159.00 Acres | |
| | F LAND T 1 FARMLAND Taxable Total: 24,430 | |
| | 100% Alberta School Foundation Fund | |
| 8264000 | SE-33-24-25-4 155.00 Acres | |
| | F LAND T 1 FARMLAND Taxable Total: 12,320 | |



2020 Assessment Roll (Valuation Date 1-July, 2020) 2021 Taxation Year, Wheatland County

Assessment Year: 2020
Tax Year: 2021

| Roll | Legal Address | | | | | | Total |
|---------|-------------------------|---------------------|-------------------------------------|-----|-------------------------------------|----------------|-----------|
| | | | 100% Alberta School Foundation Fund | | | | |
| 8264010 | SE-33-24-25-4 | 5.00 Acres | South East Corner | | | | |
| | 245004 RGE RD 253 | | | | | | |
| | R | LAND & IMPROVEMENTS | T | 103 | RESIDENTIAL LAND & IMPROVEMENTS | Taxable Total: | 568,600 |
| | | | | | 100% Alberta School Foundation Fund | | |
| 8265000 | SW-33-24-25-4 | 155.00 Acres | | | | | |
| | 245027 RGE RD 254 | | | | | | |
| | F | LAND & IMPROVEMENTS | T | 1 | FARMLAND | | 24,760 |
| | R | | T | 103 | RESIDENTIAL LAND & IMPROVEMENTS | | 1,009,160 |
| | | | | | Taxable Total: | | 1,033,920 |
| | R | | E | 901 | RURAL RESIDENCE EXEMPTION (RAP) | | 24,970 |
| | R | | E | 903 | FARM BUILDING EXEMPT | | 60,970 |
| | | | | | 50% The Golden Hills Reg. Div. 15 | Exempt Total: | 85,940 |
| | | | | | 50% Christ The Redeemer Reg. 3 | Totals: | 1,119,860 |
| 8266000 | SW-33-24-25-4 | 5.00 Acres | Southwest Corner | | | | |
| | 245003 RGE RD 254 | | | | | | |
| | F | LAND & IMPROVEMENTS | T | 1 | FARMLAND | | 210 |
| | R | | T | 103 | RESIDENTIAL LAND & IMPROVEMENTS | | 368,400 |
| | | | | | 50% The Golden Hills Reg. Div. 15 | Taxable Total: | 368,610 |
| | | | | | 50% Christ The Redeemer Reg. 3 | | |
| 8267000 | NE-34-24-25-4 | 157.02 Acres | | | | | |
| | F | LAND | T | 1 | FARMLAND | Taxable Total: | 21,750 |
| | | | | | 100% Alberta School Foundation Fund | | |
| 8268000 | NW-34-24-25-4 | 155.01 Acres | | | | | |
| | 252059 TWP RD 250 | | | | | | |
| | F | LAND & IMPROVEMENTS | T | 1 | FARMLAND | | 16,970 |
| | R | | T | 103 | RESIDENTIAL LAND & IMPROVEMENTS | | 611,950 |
| | | | | | Taxable Total: | | 628,920 |
| | R | | E | 901 | RURAL RESIDENCE EXEMPTION (RAP) | | 61,540 |
| | R | | E | 903 | FARM BUILDING EXEMPT | | 11,700 |
| | | | | | 100% Alberta School Foundation Fund | Exempt Total: | 73,240 |
| | | | | | Totals: | | 702,160 |
| 8268010 | 9811676 1 NW-34-24-25-4 | 4.00 Acres | West 1266' of NorthEast Corner | | | | |
| | 252065 TWP RD 250 | | | | | | |
| | R | LAND & IMPROVEMENTS | T | 103 | RESIDENTIAL LAND & IMPROVEMENTS | | 631,450 |
| | R | | E | 903 | FARM BUILDING EXEMPT | | 17,650 |



2020 Assessment Roll (Valuation Date 1-July, 2020) 2021 Taxation Year, Wheatland County

Assessment Year: 2020
Tax Year: 2021

| Roll | Legal Address | | | | | | Total |
|---------|---------------------------|--------------|---------------------------------------|--|----------------|--------------------|---------|
| | | | 100% Alberta School Foundation Fund | | Totals: | | 649,100 |
| 8269000 | SE-34-24-25-4 | 158.00 Acres | | | | | |
| | F LAND | | T 1 FARMLAND | | Taxable Total: | | 15,670 |
| | | | 100% Alberta School Foundation Fund | | | | |
| 8270000 | SW-34-24-25-4 | 160.00 Acres | | | | | |
| | F LAND | | T 1 FARMLAND | | Taxable Total: | | 14,090 |
| | | | 100% Alberta School Foundation Fund | | | | |
| 8271000 | NE-35-24-25-4 | 140.83 Acres | | | | | |
| | 251031 TWP RD 250 | | | | | | |
| | F LAND | | T 1 FARMLAND | | Taxable Total: | | 19,620 |
| | | | 100% Alberta School Foundation Fund | | | | |
| 8271010 | 9210865 1 NE-35-24-25-4 | 2.89 Acres | | | | Southeast Corner | |
| | 245042 RGE RD 251 | | | | | | |
| | R LAND & IMPROVEMENTS | | T 103 RESIDENTIAL LAND & IMPROVEMENTS | | Taxable Total: | | 338,500 |
| | | | 100% Alberta School Foundation Fund | | | | |
| 8271020 | 1310564 2 1 NE-35-24-25-4 | 6.02 Acres | | | | | |
| | 251035 TWP RD 250 | | | | | | |
| | F LAND & IMPROVEMENTS | | T 1 FARMLAND | | | | 400 |
| | R | | T 103 RESIDENTIAL LAND & IMPROVEMENTS | | | | 541,680 |
| | | | | | Taxable Total: | | 542,080 |
| | R | | E 901 RURAL RESIDENCE EXEMPTION (RAP) | | | | 20,020 |
| | | | 100% Alberta School Foundation Fund | | Totals: | | 562,100 |
| 8272000 | NW-35-24-25-4 | 157.00 Acres | | | | | |
| | F LAND | | T 1 FARMLAND | | Taxable Total: | | 13,450 |
| | | | 100% Alberta School Foundation Fund | | | | |
| 8273000 | SE-35-24-25-4 | 128.29 Acres | | | | Southwest of Canal | |
| | 245008 RGE RD 251 | | | | | | |
| | F LAND & IMPROVEMENTS | | T 1 FARMLAND | | | | 11,290 |
| | R | | T 103 RESIDENTIAL LAND & IMPROVEMENTS | | | | 600,160 |
| | | | | | Taxable Total: | | 611,450 |
| | R | | E 901 RURAL RESIDENCE EXEMPTION (RAP) | | | | 11,290 |
| | R | | E 903 FARM BUILDING EXEMPT | | | | 14,050 |
| | | | | | Exempt Total: | | 25,340 |
| | | | | | Totals: | | 636,790 |



2020 Assessment Roll (Valuation Date 1-July, 2020) 2021 Taxation Year, Wheatland County

Assessment Year: 2020
Tax Year: 2021

| Roll | Legal Address | 100% The Golden Hills Reg. Div. 15 | | | | Total |
|---------|---|-------------------------------------|--------------------------------------|--|--|------------------------|
| 8273010 | SE-35-24-25-4 9.66 Acres 245034 RGE RD 251 | Northeast of Canal | | | | |
| | F LAND & IMPROVEMENTS | T 1 | FARMLAND | | | 570 |
| | R | T 103 | RESIDENTIAL LAND & IMPROVEMENTS | | | 441,830 |
| | | Taxable Total: | | | | 442,400 |
| | R | E 901 | RURAL RESIDENCE EXEMPTION (RAP) | | | 570 |
| | | 100% The Golden Hills Reg. Div. 15 | | | | Totals: 442,970 |
| 8273020 | 9311690 1 SE-35-24-25-4 3.00 Acres 245006 RGE RD 251 | South East Corner Dog Kennel | | | | |
| | R LAND & IMPROVEMENTS | T 103 | RESIDENTIAL LAND & IMPROVEMENTS | | | 339,900 |
| | NR | T 105 | NON-RESEIDENTIAL LAND & IMPROVEMENTS | | | 181,160 |
| | | 100% Alberta School Foundation Fund | | | | Taxable Total: 521,060 |
| 8274000 | SE-35-24-25-4 9.00 Acres | South of Canal | | | | |
| | F LAND | T 1 | FARMLAND | | | |
| | | 100% Alberta School Foundation Fund | | | | Taxable Total: 1,170 |
| 8275000 | SW-35-24-25-4 118.90 Acres | North of Canal | | | | |
| | F LAND | T 1 | FARMLAND | | | |
| | | 100% Alberta School Foundation Fund | | | | Taxable Total: 9,260 |
| 8276000 | SW-35-24-25-4 31.78 Acres | Southeast of Canal | | | | |
| | F LAND | T 1 | FARMLAND | | | |
| | | 100% Alberta School Foundation Fund | | | | Taxable Total: 4,750 |
| 8277000 | NE-36-24-25-4 155.80 Acres 250041 TWP RD 250 | | | | | |
| | F LAND & IMPROVEMENTS | T 1 | FARMLAND | | | 17,420 |
| | R | T 103 | RESIDENTIAL LAND & IMPROVEMENTS | | | 289,600 |
| | | 100% The Golden Hills Reg. Div. 15 | | | | Taxable Total: 307,020 |
| 8278000 | NE-36-24-25-4 1.64 Acres 245044 RGE RD 250 | Southeast of Canal | | | | |
| | R LAND & IMPROVEMENTS | T 103 | RESIDENTIAL LAND & IMPROVEMENTS | | | |
| | | 100% Alberta School Foundation Fund | | | | Taxable Total: 495,000 |
| 8279000 | NW-36-24-25-4 154.30 Acres 250055 TWP RD 250 | | | | | |



2020 Assessment Roll (Valuation Date 1-July, 2020) 2021 Taxation Year, Wheatland County

Assessment Year: 2020
Tax Year: 2021

| Roll | Legal Address | | | | Total |
|---------|---|---------------------|---|--|-----------|
| 8279010 | F | LAND & IMPROVEMENTS | T | 1 FARMLAND | 24,760 |
| | R | | T | 103 RESIDENTIAL LAND & IMPROVEMENTS | 305,520 |
| | Taxable Total: | | | | 330,280 |
| | R | | E | 901 RURAL RESIDENCE EXEMPTION (RAP) | 42,580 |
| | 100% The Golden Hills Reg. Div. 15 Totals: | | | | 372,860 |
| 8279010 | 0511985 1 1 NW-36-24-25-4 3.67 Acres SW Corner LSD 13 245065 RGE RD 251 | | | | |
| 8280000 | R | LAND & IMPROVEMENTS | T | 103 RESIDENTIAL LAND & IMPROVEMENTS Taxable Total: | 575,100 |
| | 100% The Golden Hills Reg. Div. 15 | | | | |
| 8280000 | 9111470 3 SE-36-24-25-4 154.90 Acres Ptn SE & SW, S & E of Canal 245008 RGE RD 250 | | | | |
| 8280010 | F | LAND & IMPROVEMENTS | T | 1 FARMLAND | 31,640 |
| | R | | T | 103 RESIDENTIAL LAND & IMPROVEMENTS | 1,024,350 |
| | Taxable Total: | | | | 1,055,990 |
| | R | | E | 901 RURAL RESIDENCE EXEMPTION (RAP) | 31,640 |
| | R | | E | 903 FARM BUILDING EXEMPT | 69,500 |
| 8280010 | 100% Alberta School Foundation Fund Exempt Total: | | | | 101,140 |
| | Totals: | | | | 1,157,130 |
| 8280010 | 9111470 1 SE-36-24-25-4 25.00 Acres Southeast of Canal 245036A RGE RD 250 | | | | |
| 8280020 | F | LAND & IMPROVEMENTS | T | 1 FARMLAND | 3,740 |
| | R | | T | 103 RESIDENTIAL LAND & IMPROVEMENTS | 973,960 |
| | Taxable Total: | | | | 977,700 |
| | R | | E | 901 RURAL RESIDENCE EXEMPTION (RAP) | 3,740 |
| | 100% The Golden Hills Reg. Div. 15 Totals: | | | | 981,440 |
| 8280020 | 9111469 2 SE-36-24-25-4 3.00 Acres Southeast Corner 245002 RGE RD 250 | | | | |
| 8281000 | R | LAND & IMPROVEMENTS | T | 103 RESIDENTIAL LAND & IMPROVEMENTS Taxable Total: | 329,400 |
| | 100% Alberta School Foundation Fund | | | | |
| 8281000 | SE-36-24-25-4 4.76 Acres North Central, North of Canal | | | | |
| 8282000 | F | LAND | T | 1 FARMLAND | 400 |
| | 100% The Golden Hills Reg. Div. 15 Taxable Total: | | | | 400 |
| 8282000 | SE-36-24-25-4 1.94 Acres Wthn Prcl C on Irr 299 NW Cnl | | | | |
| 8282000 | R | LAND | T | 104 RESIDENTIAL VACANT LAND | 2,900 |
| | 100% Alberta School Foundation Fund | | | | |



2020 Assessment Roll (Valuation Date 1-July, 2020) 2021 Taxation Year, Wheatland County

Assessment Year: 2020
Tax Year: 2021

| Roll | Legal Address | | | | Total |
|---------|----------------------------|---------------------------------------|-------------------------------|--|-----------|
| 8283000 | SW-36-24-25-4 | 102.77 Acres | EAST OF SPILLWAY | | |
| | 245015 RGE RD 251 | | | | |
| | F LAND & IMPROVEMENTS | T 1 FARMLAND | | | 7,960 |
| | R | T 103 RESIDENTIAL LAND & IMPROVEMENTS | | | 295,760 |
| | | Taxable Total: | | | 303,720 |
| | R | E 901 RURAL RESIDENCE EXEMPTION (RAP) | | | 61,540 |
| | | 100% Alberta School Foundation Fund | Totals: | | 365,260 |
| 8283005 | IRR299 RW 24 S -36-24-25-4 | 18.64 Acres | 8.4a SE, 8.72a SW, & 1.52a NE | | |
| | NR LAND | E 167 WESTERN IRRIGATION DIST EXEMPT | Exempt Total: | | 120,380 |
| | | 100% Alberta School Foundation Fund | | | |
| 8283010 | 9010347 1 SW-36-24-25-4 | 8.22 Acres | Northwest Corner | | |
| | F LAND & IMPROVEMENTS | T 1 FARMLAND | | | 500 |
| | R | T 103 RESIDENTIAL LAND & IMPROVEMENTS | | | 214,000 |
| | | 100% Alberta School Foundation Fund | Taxable Total: | | 214,500 |
| 8283020 | SW-36-24-25-4 | 1.77 Acres | W Splwy Irr299 & SW Crn W Cnl | | |
| | 245001 RGE RD 251 | | | | |
| | R LAND & IMPROVEMENTS | T 103 RESIDENTIAL LAND & IMPROVEMENTS | Taxable Total: | | 453,100 |
| | | 100% Alberta School Foundation Fund | | | |
| 8285000 | 0414138 1 2 N -1-25-25-4 | 160.25 Acres | North of Canal NW 82.3 NE 78 | | |
| | F LAND | T 1 FARMLAND | Taxable Total: | | 12,590 |
| | | 100% Alberta School Foundation Fund | | | |
| 8285010 | 0414137 1 1 NE-1-25-25-4 | 23.30 Acres | SE LSD16 & NE LSD9 N OF CANAL | | |
| | 250076A RGE RD 250 | | | | |
| | F LAND & IMPROVEMENTS | T 1 FARMLAND | | | 1,690 |
| | R | T 103 RESIDENTIAL LAND & IMPROVEMENTS | | | 1,424,210 |
| | | Taxable Total: | | | 1,425,900 |
| | R | E 901 RURAL RESIDENCE EXEMPTION (RAP) | | | 1,690 |
| | | 100% The Golden Hills Reg. Div. 15 | Totals: | | 1,427,590 |
| 8286000 | NE-1-25-25-4 | 30.50 Acres | South of Canal | | |
| | F LAND | T 1 FARMLAND | Taxable Total: | | 2,540 |
| | | 100% Alberta School Foundation Fund | | | |



2020 Assessment Roll (Valuation Date 1-July, 2020) 2021 Taxation Year, Wheatland County

Assessment Year: 2020
Tax Year: 2021

| Roll | Legal Address | | | | | | Total |
|---------|---------------|--------------------------|--------------------|-----|-------------------------------------|----------------|---------|
| 8288000 | NW-1-25-25-4 | 39.50 Acres | South of Canal | | | | |
| | F | LAND | T | 1 | FARMLAND | Taxable Total: | 5,280 |
| | | | | | 100% Alberta School Foundation Fund | | |
| 8289000 | SE-1-25-25-4 | 157.00 Acres | | | | | |
| | F | LAND | T | 1 | FARMLAND | Taxable Total: | 13,330 |
| | | | | | 100% Alberta School Foundation Fund | | |
| 8289010 | 9112090 1 | SE-1-25-25-4 3.00 Acres | Southwest Corner | | | | |
| | F | LAND | T | 1 | FARMLAND | Taxable Total: | 250 |
| | | | | | 100% Alberta School Foundation Fund | | |
| 8290000 | SW-1-25-25-4 | 158.45 Acres | | | | | |
| | F | LAND | T | 1 | FARMLAND | Taxable Total: | 29,700 |
| | | | | | 100% Alberta School Foundation Fund | | |
| 8291000 | NE-2-25-25-4 | 156.73 Acres | | | | | |
| | F | LAND | T | 1 | FARMLAND | Taxable Total: | 29,890 |
| | | | | | 100% Alberta School Foundation Fund | | |
| 8292000 | NW-2-25-25-4 | 158.00 Acres | | | | | |
| | F | LAND | T | 1 | FARMLAND | Taxable Total: | 32,460 |
| | | | | | 100% Alberta School Foundation Fund | | |
| 8293000 | SE-2-25-25-4 | 113.54 Acres | | | | | |
| | F | LAND | T | 1 | FARMLAND | Taxable Total: | 23,600 |
| | | | | | 100% The Golden Hills Reg. Div. 15 | | |
| 8293010 | 9712548 | SE-2-25-25-4 13.43 Acres | CANAL RIGHT OF WAY | | | | |
| | NR | LAND | E | 167 | WESTERN IRRIGATION DIST EXEMPT | Exempt Total: | 127,330 |
| | | | | | 100% Alberta School Foundation Fund | | |
| 8293020 | 9810667 2 | SE-2-25-25-4 2.90 Acres | SOUTHWEST CORNER | | | | |
| | | 251038 TWP RD 250 | | | | | |
| | R | LAND & IMPROVEMENTS | T | 103 | RESIDENTIAL LAND & IMPROVEMENTS | Taxable Total: | 413,700 |



2020 Assessment Roll (Valuation Date 1-July, 2020) 2021 Taxation Year, Wheatland County

Assessment Year: 2020
Tax Year: 2021

| Roll | Legal Address | | | | | Total |
|-------------------------------------|--|-------------------------------------|---------------------------------|--|----------------|---------|
| 100% Alberta School Foundation Fund | | | | | | |
| 8293030 | 0811272 3 1 SE-2-25-25-4 21.59 Acres 251014A TWP RD 250 | SE CORNER | | | | |
| | F LAND & IMPROVEMENTS | T 1 | FARMLAND | | 1,580 | |
| | R | T 103 | RESIDENTIAL LAND & IMPROVEMENTS | | 547,820 | |
| | | Taxable Total: | | | | 549,400 |
| | R | E 901 | RURAL RESIDENCE EXEMPTION (RAP) | | 1,580 | |
| | | 100% Alberta School Foundation Fund | | | | |
| | | Totals: | | | | 550,980 |
| 8294000 | SW-2-25-25-4 148.53 Acres | | | | | |
| | F LAND | T 1 | FARMLAND | | Taxable Total: | 25,700 |
| | | 100% Alberta School Foundation Fund | | | | |
| 8294010 | 9410066 1 SW-2-25-25-4 8.48 Acres 251046A TWP RD 250 | Southeast Corner | | | | |
| | F LAND & IMPROVEMENTS | T 1 | FARMLAND | | 470 | |
| | R | T 103 | RESIDENTIAL LAND & IMPROVEMENTS | | 466,160 | |
| | | Taxable Total: | | | | 466,630 |
| | R | E 901 | RURAL RESIDENCE EXEMPTION (RAP) | | 61,540 | |
| | | 100% Alberta School Foundation Fund | | | | |
| | | Totals: | | | | 528,170 |
| 8295000 | NE-3-25-25-4 158.00 Acres | | | | | |
| | F LAND | T 1 | FARMLAND | | Taxable Total: | 32,620 |
| | | 100% Alberta School Foundation Fund | | | | |
| 8296000 | NW-3-25-25-4 160.00 Acres | | | | | |
| | F LAND | T 1 | FARMLAND | | Taxable Total: | 30,020 |
| | | 100% Alberta School Foundation Fund | | | | |
| 8297000 | SE-3-25-25-4 157.02 Acres 250034A HWY 817 | | | | | |
| | F LAND & IMPROVEMENTS | T 1 | FARMLAND | | 32,020 | |
| | R | T 103 | RESIDENTIAL LAND & IMPROVEMENTS | | 407,860 | |
| | | Taxable Total: | | | | 439,880 |
| | R | E 901 | RURAL RESIDENCE EXEMPTION (RAP) | | 61,540 | |
| | R | E 903 | FARM BUILDING EXEMPT | | 11,200 | |
| | | 100% Alberta School Foundation Fund | | | | |
| | | Exempt Total: | | | | 72,740 |
| | | Totals: | | | | 512,620 |



2020 Assessment Roll (Valuation Date 1-July, 2020) 2021 Taxation Year, Wheatland County

Assessment Year: 2020
Tax Year: 2021

| Roll | Legal Address | Total |
|---------|---|-------|
| 8298000 | SW-3-25-25-4 154.05 Acres | |
| | F LAND T 1 FARMLAND Taxable Total: 19,900 | |
| | 100% Alberta School Foundation Fund | |
| 8298010 | 0811055 1 1 SW-3-25-25-4 4.96 Acres South East Corner of LSD 4 252066 TWP RD 250 | |
| | F LAND & IMPROVEMENTS T 1 FARMLAND 170 | |
| | R T 103 RESIDENTIAL LAND & IMPROVEMENTS 356,380 | |
| | Taxable Total: 356,550 | |
| | R E 901 RURAL RESIDENCE EXEMPTION (RAP) 29,520 | |
| | R E 903 FARM BUILDING EXEMPT 1,410 | |
| | 100% Alberta School Foundation Fund Exempt Total: 30,930 | |
| | Totals: 387,480 | |
| 8299000 | NE-4-25-25-4 160.00 Acres | |
| | 250044 RGE RD 253 | |
| | F LAND & IMPROVEMENTS T 1 FARMLAND 29,470 | |
| | R T 103 RESIDENTIAL LAND & IMPROVEMENTS 537,760 | |
| | Taxable Total: 567,230 | |
| | R E 901 RURAL RESIDENCE EXEMPTION (RAP) 61,540 | |
| | 100% Christ The Redeemer Reg. 3 Totals: 628,770 | |
| 8300000 | NW-4-25-25-4 148.93 Acres | |
| | F LAND T 1 FARMLAND Taxable Total: 29,960 | |
| | 100% Christ The Redeemer Reg. 3 | |
| 8301000 | NW-4-25-25-4 2.50 Acres Northwest Corner | |
| | F LAND T 1 FARMLAND Taxable Total: 210 | |
| | 100% Alberta School Foundation Fund | |
| 8302000 | SE-4-25-25-4 159.00 Acres | |
| | 250040 RGE RD 253 | |
| | F LAND & IMPROVEMENTS T 1 FARMLAND 12,170 | |
| | R T 103 RESIDENTIAL LAND & IMPROVEMENTS 318,250 | |
| | Taxable Total: 330,420 | |
| | R E 901 RURAL RESIDENCE EXEMPTION (RAP) 61,540 | |
| | R E 903 FARM BUILDING EXEMPT 10,890 | |
| | Exempt Total: 72,430 | |
| | Totals: 402,850 | |



2020 Assessment Roll (Valuation Date 1-July, 2020) 2021 Taxation Year, Wheatland County

Assessment Year: 2020
Tax Year: 2021

| Roll | Legal Address | 100% Alberta School Foundation Fund | | | | Total |
|---------|---|-------------------------------------|---------------------------------------|----------------|--------------------------------|---------|
| 8303000 | SW-4-25-25-4 | 159.00 Acres | | | | |
| | F LAND | | T 1 FARMLAND | Taxable Total: | | 26,420 |
| | | | 100% Christ The Redeemer Reg. 3 | | | |
| 8304000 | NE-5-25-25-4 | 135.90 Acres | | | | |
| | F LAND | | T 1 FARMLAND | Taxable Total: | | 10,030 |
| | | | 100% Alberta School Foundation Fund | | | |
| 8305000 | NE-5-25-25-4 | 7.10 Acres | | | Southeast corner | |
| | F LAND | | T 1 FARMLAND | Taxable Total: | | 580 |
| | | | 100% Alberta School Foundation Fund | | | |
| 8306000 | NE-5-25-25-4 | 3.25 Acres | | | Original Road Allowance E Side | |
| | F LAND | | T 1 FARMLAND | Taxable Total: | | 270 |
| | | | 100% Alberta School Foundation Fund | | | |
| 8307000 | NW-5-25-25-4 | 122.22 Acres | | | | |
| | F LAND | | T 1 FARMLAND | Taxable Total: | | 22,100 |
| | | | 100% Alberta School Foundation Fund | | | |
| 8307010 | 9011708 1 NW-5-25-25-4 31.63 Acres 250045 RGE RD 255 | | | | E Half LSD 12 & SE Crnr LSD 13 | |
| | F LAND & IMPROVEMENTS | | T 1 FARMLAND | | | 1,560 |
| | R | | T 103 RESIDENTIAL LAND & IMPROVEMENTS | | | 312,640 |
| | | | | Taxable Total: | | 314,200 |
| | R | | E 901 RURAL RESIDENCE EXEMPTION (RAP) | | | 1,560 |
| | | | 50% The Golden Hills Reg. Div. 15 | Totals: | | 315,760 |
| | | | 50% Christ The Redeemer Reg. 3 | | | |
| 8308000 | NW-5-25-25-4 | 0.25 Acres | | | Canal Road | |
| | R LAND | | T 104 RESIDENTIAL VACANT LAND | Taxable Total: | | 3,300 |
| | | | 100% Alberta School Foundation Fund | | | |
| 8309000 | SE-5-25-25-4 | 104.32 Acres | | | South of Canal | |
| | F LAND | | T 1 FARMLAND | Taxable Total: | | 8,440 |



2020 Assessment Roll (Valuation Date 1-July, 2020) 2021 Taxation Year, Wheatland County

Assessment Year: 2020
Tax Year: 2021

| Roll | Legal Address | | | | | | | | | | Total |
|-------------------------------------|-------------------------------------|---------------------|---|-----|--------------------------------------|----------------|--|--|--|---|---------|
| | 100% Alberta School Foundation Fund | | | | | | | | | | |
| 8310000 | SE-5-25-25-4 | 17.30 Acres | | | | | | | | Northwest of Canal | |
| | F | LAND | T | 1 | FARMLAND | Taxable Total: | | | | 1,420 | |
| 100% Alberta School Foundation Fund | | | | | | | | | | | |
| 8311000 | SW-5-25-25-4 | 67.45 Acres | | | | | | | | South of Lateral | |
| | F | LAND | T | 1 | FARMLAND | Taxable Total: | | | | 6,590 | |
| 100% Christ The Redeemer Reg. 3 | | | | | | | | | | | |
| 8311005 | 9712588 1 1 SW-5-25-25-4 3.00 Acres | 250005 RGE RD 255 | | | | | | | | Southwest corner Plains Smith Construction (Wood Working) | |
| | R | LAND & IMPROVEMENTS | T | 103 | RESIDENTIAL LAND & IMPROVEMENTS | | | | | 456,300 | |
| | NR | | T | 105 | NON-RESEIDENTIAL LAND & IMPROVEMENTS | | | | | 26,460 | |
| 100% The Golden Hills Reg. Div. 15 | | | | | | | | | | | |
| | | | | | | | | | | Taxable Total: | 482,760 |
| 8311010 | SW-5-25-25-4 | 50.67 Acres | | | | | | | | North of canal | |
| | 250043 RGE RD 255 | | | | | | | | | | |
| | F | LAND & IMPROVEMENTS | T | 1 | FARMLAND | | | | | 5,930 | |
| | R | | T | 103 | RESIDENTIAL LAND & IMPROVEMENTS | | | | | 433,370 | |
| | | | | | | | | | | Taxable Total: | 439,300 |
| | R | | E | 901 | RURAL RESIDENCE EXEMPTION (RAP) | | | | | 5,930 | |
| | R | | E | 903 | FARM BUILDING EXEMPT | | | | | 7,100 | |
| 100% Alberta School Foundation Fund | | | | | | | | | | | |
| | | | | | | | | | | Exempt Total: | 13,030 |
| | | | | | | | | | | Totals: | 452,330 |
| 8311020 | 0712628 2 1 SW-5-25-25-4 9.27 Acres | 250017 RGE RD 255 | | | | | | | | W part of LSD 5 | |
| | F | LAND & IMPROVEMENTS | T | 1 | FARMLAND | | | | | 730 | |
| | R | | T | 103 | RESIDENTIAL LAND & IMPROVEMENTS | | | | | 423,750 | |
| | | | | | | | | | | Taxable Total: | 424,480 |
| | R | | E | 901 | RURAL RESIDENCE EXEMPTION (RAP) | | | | | 9,650 | |
| | R | | E | 903 | FARM BUILDING EXEMPT | | | | | 6,770 | |
| 100% Christ The Redeemer Reg. 3 | | | | | | | | | | | |
| | | | | | | | | | | Exempt Total: | 16,420 |
| | | | | | | | | | | Totals: | 440,900 |
| 8311030 | 0712628 2 2 SW-5-25-25-4 6.08 Acres | 250011 RGE RD 255 | | | | | | | | NW corner LSD 4 | |
| | F | LAND & IMPROVEMENTS | T | 1 | FARMLAND | | | | | 360 | |
| | R | | T | 103 | RESIDENTIAL LAND & IMPROVEMENTS | | | | | 435,340 | |
| | | | | | | | | | | Taxable Total: | 435,700 |



2020 Assessment Roll (Valuation Date 1-July, 2020) 2021 Taxation Year, Wheatland County

Assessment Year: 2020
Tax Year: 2021

| Roll | Legal Address | | | | | | Total |
|---------|---------------|---------------------|--------------|--|--|---|---------|
| | R | | | | E 901 RURAL RESIDENCE EXEMPTION (RAP) | | 360 |
| | | | | | 100% Alberta School Foundation Fund | Totals: | 436,060 |
| 8311050 | IRR308 | E -5-25-25-4 | 82.77 Acres | | | NE17, NW5.9, SE37.39, SW22.48 | |
| | NR | LAND | | | E 167 WESTERN IRRIGATION DIST EXEMPT | Exempt Total: | 102,090 |
| | | | | | 100% Alberta School Foundation Fund | | |
| 8312000 | NE-6-25-25-4 | | 141.50 Acres | | | | |
| | F | LAND | | | T 1 FARMLAND | Taxable Total: | 17,100 |
| | | | | | 100% Alberta School Foundation Fund | | |
| 8313000 | NW-6-25-25-4 | | 77.64 Acres | | | NORTH OF CANAL IRR310 | |
| | F | LAND | | | T 1 FARMLAND | Taxable Total: | 9,340 |
| | | | | | 100% Alberta School Foundation Fund | | |
| 8314000 | 0012807 2 | W -6-25-25-4 | 180.34 Acres | | | | |
| | F | LAND | | | T 1 FARMLAND | Taxable Total: | 24,770 |
| | | | | | 100% Alberta School Foundation Fund | | |
| 8314010 | 0012268 | NW-6-25-25-4 | 2.38 Acres | | | Canal Right of Way | |
| | NR | LAND | | | E 167 WESTERN IRRIGATION DIST EXEMPT | Exempt Total: | 2,940 |
| | | | | | 100% Alberta School Foundation Fund | | |
| 8315000 | SE-6-25-25-4 | | 158.71 Acres | | | | |
| | F | LAND | | | T 1 FARMLAND | Taxable Total: | 44,090 |
| | | | | | 100% Alberta School Foundation Fund | | |
| 8315010 | IRR310 | N -6-25-25-4 | 48.39 Acres | | | PTN. NE, NW & SE | |
| | NR | LAND | | | E 167 WESTERN IRRIGATION DIST EXEMPT | Exempt Total: | 59,690 |
| | | | | | 100% Alberta School Foundation Fund | | |
| 8316000 | 0012807 1 | SW-6-25-25-4 | 10.00 Acres | | | SW CORNER OF LSD 3 Mechanic Repair Business | |
| | | 255058 TWP RD 250 | | | | | |
| | F | LAND & IMPROVEMENTS | | | T 1 FARMLAND | | 720 |
| | R | | | | T 103 RESIDENTIAL LAND & IMPROVEMENTS | | 410,020 |
| | NR | | | | T 105 NON-RESEIDENTIAL LAND & IMPROVEMENTS | | 64,630 |
| | | | | | | Taxable Total: | 475,370 |



2020 Assessment Roll (Valuation Date 1-July, 2020) 2021 Taxation Year, Wheatland County

Assessment Year: 2020
Tax Year: 2021

| Roll | Legal Address | | | | Total |
|---------|-------------------------------------|---------------------|-------------------------|---------------------------------|--|
| 8317000 | R | E | 901 | RURAL RESIDENCE EXEMPTION (RAP) | 720 |
| | R | E | 903 | FARM BUILDING EXEMPT | 114,190 |
| | 100% Alberta School Foundation Fund | | | | Exempt Total: |
| | | | | | Totals: 590,280 |
| 8317000 | SW-6-25-25-4 | 18.26 Acres | Southeast Corner | | |
| 8317010 | F | LAND & IMPROVEMENTS | T | 1 | FARMLAND 4,400 |
| | R | | E | 903 | FARM BUILDING EXEMPT 53,740 |
| | 100% Alberta School Foundation Fund | | | | Totals: |
| | | | | | 58,140 |
| 8317010 | 0812667 3 1 SW-6-25-25-4 | 1.63 Acres | SE CORNER | | |
| | 255046 TWP RD 250 | | | | |
| 8318000 | R | LAND & IMPROVEMENTS | T | 103 | RESIDENTIAL LAND & IMPROVEMENTS Taxable Total: 1,310,500 |
| | 100% Alberta School Foundation Fund | | | | |
| 8318000 | NE-7-25-25-4 | 160.00 Acres | | | |
| 8319000 | F | LAND | T | 1 | FARMLAND Taxable Total: 24,940 |
| | 100% Alberta School Foundation Fund | | | | |
| 8319000 | NW-7-25-25-4 | 122.20 Acres | Southeast of Spillway | | |
| 8319010 | F | LAND | T | 1 | FARMLAND Taxable Total: 18,450 |
| | 100% Alberta School Foundation Fund | | | | |
| 8319010 | IRR285 W -7-25-25-4 | 38.32 Acres | NW - 37.8 ac. SW .52 ac | | |
| 8320000 | NR | LAND | E | 167 | WESTERN IRRIGATION DIST EXEMPT Exempt Total: 47,260 |
| | 100% Alberta School Foundation Fund | | | | |
| | SE-7-25-25-4 | 156.00 Acres | | | |
| | 251034 RGE RD 255 | | | | |
| 8321000 | F | LAND & IMPROVEMENTS | T | 1 | FARMLAND 27,120 |
| | R | | T | 103 | RESIDENTIAL LAND & IMPROVEMENTS 383,970 |
| | | | | | Taxable Total: 411,090 |
| | R | | E | 901 | RURAL RESIDENCE EXEMPTION (RAP) 30,770 |
| 8321000 | R | | E | 903 | FARM BUILDING EXEMPT 4,550 |
| | 100% Alberta School Foundation Fund | | | | Exempt Total: 35,320 |
| | | | | | Totals: 446,410 |
| 8321000 | SW-7-25-25-4 | 149.30 Acres | East & West of Spillway | | |



2020 Assessment Roll (Valuation Date 1-July, 2020) 2021 Taxation Year, Wheatland County

Assessment Year: 2020
Tax Year: 2021

| Roll | Legal Address | | | | | Total |
|---------|---------------|--------------------------|---|-----|-------------------------------------|-----------------------|
| | F | LAND | T | 1 | FARMLAND | Taxable Total: 24,480 |
| | | | | | 100% Alberta School Foundation Fund | |
| 8321020 | 0012268 | SW-7-25-25-4 6.18 Acres | | | Canal R of Way | |
| | NR | LAND | E | 167 | WESTERN IRRIGATION DIST EXEMPT | Exempt Total: 7,620 |
| | | | | | 100% Alberta School Foundation Fund | |
| 8322000 | NE-8-25-25-4 | 133.65 Acres | | | | |
| | | 254041 TWP RD 252 | | | | |
| | F | LAND & IMPROVEMENTS | T | 1 | FARMLAND | 12,370 |
| | R | | T | 103 | RESIDENTIAL LAND & IMPROVEMENTS | 407,040 |
| | | | | | Taxable Total: | 419,410 |
| | R | | E | 901 | RURAL RESIDENCE EXEMPTION (RAP) | 55,860 |
| | | | | | 100% Alberta School Foundation Fund | |
| | | | | | Totals: | 475,270 |
| 8322010 | 9512619 1 | NE-8-25-25-4 8.84 Acres | | | Northeast corner | |
| | | 254009 TWP RD 252 | | | | |
| | F | LAND & IMPROVEMENTS | T | 1 | FARMLAND | 490 |
| | R | | T | 103 | RESIDENTIAL LAND & IMPROVEMENTS | 438,810 |
| | | | | | Taxable Total: | 439,300 |
| | R | | E | 901 | RURAL RESIDENCE EXEMPTION (RAP) | 490 |
| | | | | | 100% Alberta School Foundation Fund | |
| | | | | | Totals: | 439,790 |
| 8322500 | IRR282 RW 25 | E -8-25-25-4 53.50 Acres | | | CANAL ROW;SE=36.2ac;NE=17.3ac | |
| | NR | LAND | E | 167 | WESTERN IRRIGATION DIST EXEMPT | Exempt Total: 136,510 |
| | | | | | 100% Alberta School Foundation Fund | |
| 8322600 | NE-8-25-25-4 | 0.01 Acres | | | SE CORNER | |
| | R | LAND | T | 104 | RESIDENTIAL VACANT LAND | Taxable Total: 600 |
| | | | | | 100% Alberta School Foundation Fund | |
| 8322610 | OT-9-25-25-4 | 0.17 Acres | | | ROAD ALLOWANCE SW CRNER of SW9 | |
| | R | LAND | T | 104 | RESIDENTIAL VACANT LAND | Taxable Total: 1,700 |
| | | | | | 100% Alberta School Foundation Fund | |
| 8323000 | NW-8-25-25-4 | 157.00 Acres | | | | |
| | F | LAND | T | 1 | FARMLAND | Taxable Total: 21,840 |
| | | | | | 100% Alberta School Foundation Fund | |



2020 Assessment Roll (Valuation Date 1-July, 2020) 2021 Taxation Year, Wheatland County

Assessment Year: 2020
Tax Year: 2021

| Roll | Legal Address | Total |
|---------|---|---|
| 8323010 | 9512843 1 NW-8-25-25-4 3.00 Acres 251077 RGE RD 255 R LAND & IMPROVEMENTS T 103 RESIDENTIAL LAND & IMPROVEMENTS Taxable Total: 100% Alberta School Foundation Fund | Northwest corner 364,600 |
| 8324000 | SE-8-25-25-4 122.95 Acres F LAND T 1 FARMLAND 100% Alberta School Foundation Fund | Taxable Total: 13,220 |
| 8324010 | SE-8-25-25-4 0.25 Acres NR LAND E 160 TAX RECOVERY EXEMPT 100% Alberta School Foundation Fund | NORTHEAST CORNER E OF RD2930AZ Exempt Total: 670 |
| 8325000 | SW-8-25-25-4 160.00 Acres 251019 RGE RD 255 F LAND & IMPROVEMENTS R T 1 FARMLAND T 103 RESIDENTIAL LAND & IMPROVEMENTS 100% Alberta School Foundation Fund | 20,650 491,100 Taxable Total: 511,750 |
| 8326000 | 0715931 3 1 E -9-25-25-4 80.10 Acres 251032A RGE RD 253 F LAND & IMPROVEMENTS R NR R R T 1 FARMLAND T 103 RESIDENTIAL LAND & IMPROVEMENTS T 105 NON-RESEIDENTIAL LAND & IMPROVEMENTS E 901 RURAL RESIDENCE EXEMPTION (RAP) E 903 FARM BUILDING EXEMPT 100% Alberta School Foundation Fund | WITHIN LSD 7,8,9,10 Painting Business Taxable Total: 794,470 14,310 44,600 Exempt Total: 58,910 Totals: 853,380 |
| 8326010 | 0513569 1 1 NE-9-25-25-4 3.00 Acres 253035 TWP RD 252 R LAND & IMPROVEMENTS T 103 RESIDENTIAL LAND & IMPROVEMENTS Taxable Total: 100% Alberta School Foundation Fund | 596,200 |
| 8326020 | 0715930 2 1 NE-9-25-25-4 10.00 Acres 251078 RGE RD 253 F LAND & IMPROVEMENTS R T 1 FARMLAND T 103 RESIDENTIAL LAND & IMPROVEMENTS 100% Alberta School Foundation Fund | East Part LSD 16 580 600,300 Taxable Total: 600,880 |



2020 Assessment Roll (Valuation Date 1-July, 2020) 2021 Taxation Year, Wheatland County

Assessment Year: 2020
Tax Year: 2021

| Roll | Legal Address | | | | Total |
|---------|--------------------|---------------------|-------------------------------------|---------------------------------|---------|
| 8326025 | 1412138 3 3 | NE-9-25-25-4 | 40.36 Acres | 100 M west of NE Corner | |
| | 253023 TWP RD 252 | | | | |
| | F | LAND & IMPROVEMENTS | T 1 | FARMLAND | 3,020 |
| | R | | T 103 | RESIDENTIAL LAND & IMPROVEMENTS | 279,600 |
| | | | 100% Alberta School Foundation Fund | Taxable Total: | 282,620 |
| 8326030 | 1412138 3 4 | NE-9-25-25-4 | 54.84 Acres | Within LSD 10 & 15 | |
| | 253025 TWP RD 252 | | | | |
| | F | LAND & IMPROVEMENTS | T 1 | FARMLAND | 7,840 |
| | R | | T 103 | RESIDENTIAL LAND & IMPROVEMENTS | 718,560 |
| | | | | Taxable Total: | 726,400 |
| | R | | E 901 | RURAL RESIDENCE EXEMPTION (RAP) | 7,840 |
| | | | 100% Alberta School Foundation Fund | Totals: | 734,240 |
| 8327000 | NW-9-25-25-4 | | 153.65 Acres | | |
| | F | LAND | T 1 | FARMLAND | |
| | | | 100% Christ The Redeemer Reg. 3 | Taxable Total: | 24,620 |
| 8327500 | 1RR323 RW 25 | S-9-25-25-4 | 38.52 Acres | Canal R-O-W (NE Qrt=3.12 ac) | |
| | NR | LAND | E 167 | WESTERN IRRIGATION DIST EXEMPT | 47,510 |
| | | | 100% Alberta School Foundation Fund | Exempt Total: | |
| 8328000 | SE-9-25-25-4 | | 114.50 Acres | South of Canal | |
| | F | LAND | T 1 | FARMLAND | |
| | | | 100% Christ The Redeemer Reg. 3 | Taxable Total: | 23,610 |
| 8330000 | SW-9-25-25-4 | | 81.02 Acres | Northwest of Corner | |
| | 251035A RGE RD 254 | | | | |
| | F | LAND & IMPROVEMENTS | T 1 | FARMLAND | 4,860 |
| | R | | T 103 | RESIDENTIAL LAND & IMPROVEMENTS | 778,390 |
| | | | | Taxable Total: | 783,250 |
| | R | | E 901 | RURAL RESIDENCE EXEMPTION (RAP) | 4,860 |
| | R | | E 903 | FARM BUILDING EXEMPT | 23,760 |
| | | | 100% Alberta School Foundation Fund | Exempt Total: | 28,620 |
| | | | | Totals: | 811,870 |
| 8330010 | 9211305 1 | SW-9-25-25-4 | 3.00 Acres | Central West Side | |
| | 251011 RGE RD 254 | | | | |
| | R | LAND & IMPROVEMENTS | T 103 | RESIDENTIAL LAND & IMPROVEMENTS | 415,500 |
| | | | | Taxable Total: | |



2020 Assessment Roll (Valuation Date 1-July, 2020) 2021 Taxation Year, Wheatland County

Assessment Year: 2020
Tax Year: 2021

| Roll | Legal Address | | | | | Total |
|---------|---|---------------------|--|----------------|--|---------|
| 8331000 | SW-9-25-25-4 48.26 Acres | | 100% Alberta School Foundation Fund Southeast of Canal | | | |
| | F | LAND | T 1 FARMLAND | Taxable Total: | | 7,590 |
| 8332000 | SW-9-25-25-4 7.40 Acres | | 100% Christ The Redeemer Reg. 3 Southwest Corner | | | |
| | F | LAND | T 1 FARMLAND | Taxable Total: | | 520 |
| 8333000 | SW-9-25-25-4 0.25 Acres | | 100% Alberta School Foundation Fund ORIGINAL RD ALLOW. IN NW CORNR | | | |
| | NR | LAND | E 160 TAX RECOVERY EXEMPT | Exempt Total: | | 670 |
| 8334000 | NE-10-25-25-4 158.00 Acres | | 100% Alberta School Foundation Fund | | | |
| | F | LAND | T 1 FARMLAND | Taxable Total: | | 30,760 |
| 8335000 | NW-10-25-25-4 156.40 Acres | | 100% Alberta School Foundation Fund | | | |
| | F | LAND | T 1 FARMLAND | Taxable Total: | | 29,390 |
| 8335010 | 9611840 1 NW-10-25-25-4 2.99 Acres 252047 TWP RD 252 | | Northeast Corner | | | |
| | R | LAND & IMPROVEMENTS | T 103 RESIDENTIAL LAND & IMPROVEMENTS | Taxable Total: | | 656,600 |
| 8336000 | SE-10-25-25-4 137.93 Acres | | 100% The Golden Hills Reg. Div. 15 | | | |
| | F | LAND | T 1 FARMLAND | Taxable Total: | | 23,530 |
| 8337000 | SW-10-25-25-4 123.60 Acres | | 100% Alberta School Foundation Fund South of Canal | | | |
| | F | LAND | T 1 FARMLAND | Taxable Total: | | 26,300 |
| 8338000 | SW-10-25-25-4 22.80 Acres | | 100% Alberta School Foundation Fund North of Canal | | | |



2020 Assessment Roll (Valuation Date 1-July, 2020) 2021 Taxation Year, Wheatland County

Assessment Year: 2020
Tax Year: 2021

| Roll | Legal Address | | | | | | Total |
|---------|--------------------|---------------------|---|-----|-------------------------------------|--------------------------------|---------|
| | F | LAND | T | 1 | FARMLAND | Taxable Total: | 1,900 |
| | | | | | 100% Alberta School Foundation Fund | | |
| 8339000 | NE-11-25-25-4 | 68.00 Acres | | | | NORTH & EAST OF CANAL R OF WAY | |
| | 251078A RGE RD 251 | | | | | | |
| | F | LAND & IMPROVEMENTS | T | 1 | FARMLAND | | 4,540 |
| | R | | T | 103 | RESIDENTIAL LAND & IMPROVEMENTS | | 324,930 |
| | | | | | | Taxable Total: | 329,470 |
| | R | | E | 901 | RURAL RESIDENCE EXEMPTION (RAP) | | 30,770 |
| | | | | | 100% Alberta School Foundation Fund | Totals: | 360,240 |
| 8339010 | NE-11-25-25-4 | 75.00 Acres | | | | SOUTH & WEST OF CANAL R OF WAY | |
| | F | LAND | T | 1 | FARMLAND | Taxable Total: | 15,460 |
| | | | | | 100% Alberta School Foundation Fund | | |
| 8340000 | NW-11-25-25-4 | 147.80 Acres | | | | | |
| | F | LAND | T | 1 | FARMLAND | Taxable Total: | 24,530 |
| | | | | | 100% Alberta School Foundation Fund | | |
| 8341000 | SE-11-25-25-4 | 149.00 Acres | | | | | |
| | F | LAND | T | 1 | FARMLAND | Taxable Total: | 30,560 |
| | | | | | 100% Alberta School Foundation Fund | | |
| 8342000 | SW-11-25-25-4 | 147.16 Acres | | | | | |
| | 251037 HWY 817 | | | | | | |
| | F | LAND & IMPROVEMENTS | T | 1 | FARMLAND | | 26,630 |
| | R | | T | 103 | RESIDENTIAL LAND & IMPROVEMENTS | | 296,490 |
| | | | | | | Taxable Total: | 323,120 |
| | R | | E | 901 | RURAL RESIDENCE EXEMPTION (RAP) | | 92,310 |
| | | | | | 100% Alberta School Foundation Fund | Totals: | 415,430 |
| 8343000 | NE-12-25-25-4 | 146.50 Acres | | | | | |
| | F | LAND | T | 1 | FARMLAND | Taxable Total: | 29,330 |
| | | | | | 100% Christ The Redeemer Reg. 3 | | |
| 8344000 | NW-12-25-25-4 | 155.90 Acres | | | | | |
| | F | LAND | T | 1 | FARMLAND | Taxable Total: | 30,230 |
| | | | | | 100% Christ The Redeemer Reg. 3 | | |



2020 Assessment Roll (Valuation Date 1-July, 2020) 2021 Taxation Year, Wheatland County

Assessment Year: 2020
Tax Year: 2021

| Roll | Legal Address | | | | Total |
|---------|---------------------------|--------------|--|----------------|---------|
| 8345000 | SE-12-25-25-4 | 77.19 Acres | S1/2 EAST OF THE SPILLWAY | | |
| | F LAND | | T 1 FARMLAND 100% Christ The Redeemer Reg. 3 | Taxable Total: | 6,630 |
| 8345010 | 0710576 2 1 SE-12-25-25-4 | 76.11 Acres | N1/2 EAST OF THE SPILLWAY | | |
| | F LAND | | T 1 FARMLAND 100% Christ The Redeemer Reg. 3 | Taxable Total: | 7,140 |
| 8346000 | SE-12-25-25-4 | 1.00 Acres | West Central | | |
| | F LAND | | T 1 FARMLAND 100% Christ The Redeemer Reg. 3 | Taxable Total: | 100 |
| 8347000 | SW-12-25-25-4 | 143.00 Acres | | | |
| | F LAND | | T 1 FARMLAND 100% Christ The Redeemer Reg. 3 | Taxable Total: | 11,890 |
| 8348000 | SW-12-25-25-4 | 1.00 Acres | Northeast Corner | | |
| | NR LAND | | E 155 WHEATLAND COUNTY EXEMPT 100% Alberta School Foundation Fund | Exempt Total: | 108,500 |
| 8349000 | NE-13-25-25-4 | 153.82 Acres | | | |
| | F LAND | | T 1 FARMLAND 100% Christ The Redeemer Reg. 3 | Taxable Total: | 12,810 |
| 8350000 | NW-13-25-25-4 | 143.50 Acres | | | |
| | F LAND | | T 1 FARMLAND 100% Alberta School Foundation Fund | Taxable Total: | 21,840 |
| 8351000 | SE-13-25-25-4 | 147.80 Acres | | | |
| | F LAND | | T 1 FARMLAND 100% Christ The Redeemer Reg. 3 | Taxable Total: | 13,940 |
| 8352000 | SW-13-25-25-4 | 160.00 Acres | | | |
| | F LAND | | T 1 FARMLAND | Taxable Total: | 27,990 |



2020 Assessment Roll (Valuation Date 1-July, 2020) 2021 Taxation Year, Wheatland County

Assessment Year: 2020
Tax Year: 2021

| Roll | Legal Address | | | | | | Total |
|---------|---------------|---------------------------|-------------------------------------|-----|---------------------------------|----------------|---------|
| | | | 100% Christ The Redeemer Reg. 3 | | | | |
| 8353000 | NE-14-25-25-4 | 160.00 Acres | | | | | |
| | F | LAND | T | 1 | FARMLAND | Taxable Total: | 29,900 |
| | | | 100% Alberta School Foundation Fund | | | | |
| 8354000 | NW-14-25-25-4 | 159.63 Acres | | | | | |
| | | 252073 HWY 817 | | | | | |
| | F | LAND & IMPROVEMENTS | T | 1 | FARMLAND | | 7,560 |
| | R | | T | 103 | RESIDENTIAL LAND & IMPROVEMENTS | | 591,620 |
| | | | Taxable Total: | | | | 599,180 |
| | R | | E | 901 | RURAL RESIDENCE EXEMPTION (RAP) | | 74,080 |
| | | | 100% Alberta School Foundation Fund | | | | |
| | | | Totals: | | | | 673,260 |
| 8355000 | SE-14-25-25-4 | 160.00 Acres | | | | | |
| | F | LAND | T | 1 | FARMLAND | Taxable Total: | 34,280 |
| | | | 100% Alberta School Foundation Fund | | | | |
| 8356000 | SW-14-25-25-4 | 148.08 Acres | | | | | |
| | F | LAND | T | 1 | FARMLAND | Taxable Total: | 27,900 |
| | | | 100% Alberta School Foundation Fund | | | | |
| 8356010 | 2011979 1 1 | SW-14-25-25-4 10.00 Acres | NW CORNER | | | | |
| | | 252027 HWY 817 | | | | | |
| | F | LAND | T | 1 | FARMLAND | Taxable Total: | 1,880 |
| | | | 100% Alberta School Foundation Fund | | | | |
| 8357000 | NE-15-25-25-4 | 149.42 Acres | West of Road | | | | |
| | F | LAND | T | 1 | FARMLAND | Taxable Total: | 30,550 |
| | | | 100% Christ The Redeemer Reg. 3 | | | | |
| 8358000 | NE-15-25-25-4 | 2.57 Acres | EAST OF ROAD | | | | |
| | R | LAND | T | 104 | RESIDENTIAL VACANT LAND | Taxable Total: | 7,300 |
| | | | 100% Alberta School Foundation Fund | | | | |
| 8359000 | NW-15-25-25-4 | 160.00 Acres | | | | | |
| | F | LAND | T | 1 | FARMLAND | Taxable Total: | 39,010 |



2020 Assessment Roll (Valuation Date 1-July, 2020) 2021 Taxation Year, Wheatland County

Assessment Year: 2020
Tax Year: 2021

| Roll | Legal Address | | | | | | Total |
|---------|---------------|--------------------------|---------------------------------|-----|-------------------------------------|----------------|---------|
| | | | 100% Christ The Redeemer Reg. 3 | | | | |
| 8360000 | SE-15-25-25-4 | 153.71 Acres | | | | | |
| | F | LAND | T | 1 | FARMLAND | Taxable Total: | 24,610 |
| | | | | | 100% Alberta School Foundation Fund | | |
| 8360010 | 0715977 1 1 | SE-15-25-25-4 3.85 Acres | SE Corner of LSD 2 | | | | |
| | F | LAND | T | 1 | FARMLAND | Taxable Total: | 270 |
| | | | | | 100% Alberta School Foundation Fund | | |
| 8361000 | SW-15-25-25-4 | 153.26 Acres | | | | | |
| | | 252027 RGE RD 253 | | | | | |
| | F | LAND & IMPROVEMENTS | T | 1 | FARMLAND | | 34,470 |
| | R | | T | 103 | RESIDENTIAL LAND & IMPROVEMENTS | | 541,530 |
| | | | Taxable Total: | | | | 576,000 |
| | R | | E | 901 | RURAL RESIDENCE EXEMPTION (RAP) | | 34,470 |
| | R | | E | 903 | FARM BUILDING EXEMPT | | 144,120 |
| | | | | | 100% Alberta School Foundation Fund | Exempt Total: | 178,590 |
| | | | | | | Totals: | 754,590 |
| 8361010 | 9310948 1 | SW-15-25-25-4 3.00 Acres | Northwest Corner | | | | |
| | | 252037A RGE RD 253 | | | | | |
| | R | LAND & IMPROVEMENTS | T | 103 | RESIDENTIAL LAND & IMPROVEMENTS | Taxable Total: | 718,900 |
| | | | | | 100% Alberta School Foundation Fund | | |
| 8361020 | 1312545 2 1 | SW-15-25-25-4 3.74 Acres | SE Corner | | | | |
| | F | LAND | T | 1 | FARMLAND | Taxable Total: | 490 |
| | | | | | 100% Alberta School Foundation Fund | | |
| 8362000 | NE-16-25-25-4 | 159.70 Acres | | | | | |
| | F | LAND | T | 1 | FARMLAND | Taxable Total: | 23,650 |
| | | | | | 100% Christ The Redeemer Reg. 3 | | |
| 8363000 | NW-16-25-25-4 | 96.41 Acres | SE of Railway & S of Spillway | | | | |
| | F | LAND | T | 1 | FARMLAND | Taxable Total: | 7,170 |
| | | | | | 100% Alberta School Foundation Fund | | |
| 8364000 | NW-16-25-25-4 | 31.60 Acres | Northeast of Spillway | | | | |



2020 Assessment Roll (Valuation Date 1-July, 2020) 2021 Taxation Year, Wheatland County

Assessment Year: 2020
Tax Year: 2021

| Roll | Legal Address | | | | Total |
|---------|-------------------|---------------------|---------------------------------------|-------------------------------|---------|
| | F | LAND | T 1 FARMLAND | Taxable Total: | 3,260 |
| | | | 100% Alberta School Foundation Fund | | |
| 8365000 | NW-16-25-25-4 | 6.75 Acres | | Northwest Corner | |
| | 252077 RGE RD 254 | | | | |
| | R | LAND & IMPROVEMENTS | T 103 RESIDENTIAL LAND & IMPROVEMENTS | Taxable Total: | 555,000 |
| | | | 100% Alberta School Foundation Fund | | |
| 8366000 | NW-16-25-25-4 | 6.20 Acres | | Northeast Corner | |
| | F | LAND | T 1 FARMLAND | Taxable Total: | 510 |
| | | | 100% Christ The Redeemer Reg. 3 | | |
| 8367000 | NW-16-25-25-4 | 0.04 Acres | | Portion of Right-of-Way | |
| | NR | LAND | E 155 WHEATLAND COUNTY EXEMPT | Exempt Total: | 3,290 |
| | | | 100% Alberta School Foundation Fund | | |
| 8368000 | NW-16-25-25-4 | 1.35 Acres | | Prtn of Org Rd All in NW Crnr | |
| | R | LAND | T 104 RESIDENTIAL VACANT LAND | Taxable Total: | 3,100 |
| | | | 100% Alberta School Foundation Fund | | |
| 8369000 | SE-16-25-25-4 | 160.00 Acres | | | |
| | F | LAND | T 1 FARMLAND | Taxable Total: | 24,130 |
| | | | 100% Christ The Redeemer Reg. 3 | | |
| 8370000 | SW-16-25-25-4 | 146.40 Acres | | | |
| | 253058 TWP RD 252 | | | | |
| | F | LAND & IMPROVEMENTS | T 1 FARMLAND | | 13,280 |
| | R | | T 103 RESIDENTIAL LAND & IMPROVEMENTS | | 248,460 |
| | | | | Taxable Total: | 261,740 |
| | R | | E 901 RURAL RESIDENCE EXEMPTION (RAP) | | 25,440 |
| | | | 100% Alberta School Foundation Fund | Totals: | 287,180 |
| 8371000 | NE-17-25-25-4 | 151.39 Acres | | | |
| | F | LAND | T 1 FARMLAND | Taxable Total: | 18,620 |
| | | | 100% Alberta School Foundation Fund | | |
| 8372000 | NW-17-25-25-4 | 152.39 Acres | | | |
| | F | LAND | T 1 FARMLAND | Taxable Total: | 33,520 |



2020 Assessment Roll (Valuation Date 1-July, 2020) 2021 Taxation Year, Wheatland County

Assessment Year: 2020
Tax Year: 2021

| Roll | Legal Address | | | | | | Total |
|---------|--------------------------------------|--------------|-------------------------------------|---------------------------------|----------------|--|---------|
| | | | 100% Alberta School Foundation Fund | | | | |
| 8373000 | SE-17-25-25-4 | 155.57 Acres | | | | | |
| | F LAND | | T 1 | FARMLAND | Taxable Total: | | 29,660 |
| | | | 100% Alberta School Foundation Fund | | | | |
| 8374000 | SW-17-25-25-4 | 157.00 Acres | | | | | |
| | F LAND | | T 1 | FARMLAND | Taxable Total: | | 29,850 |
| | | | 100% Alberta School Foundation Fund | | | | |
| 8374010 | 1213700 1 1 SW-17-25-25-4 3.00 Acres | | NW Corner | | | | |
| | 252039 RGE RD 255 | | | | | | |
| | R LAND & IMPROVEMENTS | | T 103 | RESIDENTIAL LAND & IMPROVEMENTS | Taxable Total: | | 846,600 |
| | | | 100% Alberta School Foundation Fund | | | | |
| 8375000 | NE-18-25-25-4 | 146.45 Acres | | | | | |
| | F LAND | | T 1 | FARMLAND | Taxable Total: | | 28,530 |
| | | | 100% Alberta School Foundation Fund | | | | |
| 8376000 | NW-18-25-25-4 | 154.00 Acres | | | | | |
| | F LAND | | T 1 | FARMLAND | Taxable Total: | | 34,570 |
| | | | 100% Alberta School Foundation Fund | | | | |
| 8377000 | SE-18-25-25-4 | 152.90 Acres | | | | | |
| | 252030 RGE RD 255 | | | | | | |
| | F LAND & IMPROVEMENTS | | T 1 | FARMLAND | | | 15,260 |
| | R | | T 103 | RESIDENTIAL LAND & IMPROVEMENTS | | | 406,500 |
| | | | Taxable Total: | | | | 421,760 |
| | R | | E 901 | RURAL RESIDENCE EXEMPTION (RAP) | | | 61,540 |
| | R | | E 903 | FARM BUILDING EXEMPT | | | 8,350 |
| | | | 100% Alberta School Foundation Fund | | | | |
| | | | Exempt Total: | | | | 69,890 |
| | | | Totals: | | | | 491,650 |
| 8378000 | SW-18-25-25-4 | 157.60 Acres | | | | | |
| | F LAND | | T 1 | FARMLAND | Taxable Total: | | 33,450 |
| | | | 100% Alberta School Foundation Fund | | | | |
| 8379000 | NE-19-25-25-4 | 154.40 Acres | | | | | |



2020 Assessment Roll (Valuation Date 1-July, 2020) 2021 Taxation Year, Wheatland County

Assessment Year: 2020
Tax Year: 2021

| Roll | Legal Address | | | | | | Total |
|---------|------------------------------------|---------------------|---|-----|-------------------------------------|---------------------|---------|
| | F | LAND | T | 1 | FARMLAND | Taxable Total: | 16,780 |
| | | | | | 100% Alberta School Foundation Fund | | |
| 8380000 | NW-19-25-25-4 | 158.12 Acres | | | | | |
| | F | LAND | T | 1 | FARMLAND | Taxable Total: | 12,870 |
| | | | | | 100% Alberta School Foundation Fund | | |
| 8381000 | SE-19-25-25-4 | 153.40 Acres | | | | | |
| | F | LAND | T | 1 | FARMLAND | Taxable Total: | 22,890 |
| | | | | | 100% Alberta School Foundation Fund | | |
| 8382000 | SW-19-25-25-4 | 160.00 Acres | | | | | |
| | F | LAND | T | 1 | FARMLAND | Taxable Total: | 24,080 |
| | | | | | 100% Alberta School Foundation Fund | | |
| 8383000 | NE-20-25-25-4 | 155.32 Acres | | | | | |
| | F | LAND | T | 1 | FARMLAND | Taxable Total: | 23,860 |
| | | | | | 100% Alberta School Foundation Fund | | |
| 8383010 | 9612677 1 NE-20-25-25-4 3.00 Acres | | | | | Southeast Corner | |
| | 253048 RGE RD 254 | | | | | | |
| | R | LAND & IMPROVEMENTS | T | 103 | RESIDENTIAL LAND & IMPROVEMENTS | | 432,100 |
| | R | | E | 903 | FARM BUILDING EXEMPT | | 11,560 |
| | | | | | 100% Alberta School Foundation Fund | Totals: | 443,660 |
| 8384000 | NW-20-25-25-4 253063A RGE RD 255 | 154.23 Acres | | | | | |
| | F | LAND & IMPROVEMENTS | T | 1 | FARMLAND | | 15,240 |
| | R | | T | 103 | RESIDENTIAL LAND & IMPROVEMENTS | | 409,670 |
| | | | | | | Taxable Total: | 424,910 |
| | R | | E | 901 | RURAL RESIDENCE EXEMPTION (RAP) | | 72,630 |
| | | | | | 100% Alberta School Foundation Fund | Totals: | 497,540 |
| 8385000 | SE-20-25-25-4 | 151.60 Acres | | | | | |
| | F | LAND | T | 1 | FARMLAND | Taxable Total: | 12,940 |
| | | | | | 100% Alberta School Foundation Fund | | |
| 8385010 | 9610953 1 SE-20-25-25-4 3.00 Acres | | | | | Northeastly Portion | |
| | 253036 RGE RD 254 | | | | | | |



2020 Assessment Roll (Valuation Date 1-July, 2020) 2021 Taxation Year, Wheatland County

Assessment Year: 2020
Tax Year: 2021

| Roll | Legal Address | | | | | | Total |
|---------|---------------|--------------------------|---------------------------------|-----|--------------------------------------|----------------|---------|
| | R | LAND & IMPROVEMENTS | T | 103 | RESIDENTIAL LAND & IMPROVEMENTS | Taxable Total: | 382,900 |
| | | | | | 100% Alberta School Foundation Fund | | |
| 8386000 | SW-20-25-25-4 | 160.00 Acres | | | | | |
| | F | LAND | T | 1 | FARMLAND | Taxable Total: | 27,060 |
| | | | | | 100% Alberta School Foundation Fund | | |
| 8387000 | NE-21-25-25-4 | 155.97 Acres | | | | | |
| | | 253008 TWP RD 253A | Trucking / Excavating | | | | |
| | F | LAND & IMPROVEMENTS | T | 1 | FARMLAND | | 29,870 |
| | R | | T | 103 | RESIDENTIAL LAND & IMPROVEMENTS | | 121,400 |
| | NR | | T | 105 | NON-RESEIDENTIAL LAND & IMPROVEMENTS | | 101,850 |
| | | | | | 100% Christ The Redeemer Reg. 3 | Taxable Total: | 253,120 |
| 8387010 | 9410031 1 | NE-21-25-25-4 3.00 Acres | Southwesterly Corner | | | | |
| | | 253040 TWP RD 253A | | | | | |
| | R | LAND & IMPROVEMENTS | T | 103 | RESIDENTIAL LAND & IMPROVEMENTS | Taxable Total: | 611,800 |
| | | | | | 100% Alberta School Foundation Fund | | |
| 8388000 | NW-21-25-25-4 | 118.97 Acres | Northerly Portion | | | | |
| | | 253057 RGE RD 254 | | | | | |
| | F | LAND & IMPROVEMENTS | T | 1 | FARMLAND | | 19,410 |
| | R | | T | 103 | RESIDENTIAL LAND & IMPROVEMENTS | | 468,000 |
| | | | | | | Taxable Total: | 487,410 |
| | R | | E | 901 | RURAL RESIDENCE EXEMPTION (RAP) | | 33,050 |
| | R | | E | 903 | FARM BUILDING EXEMPT | | 9,750 |
| | | | | | 100% Alberta School Foundation Fund | Exempt Total: | 42,800 |
| | | | | | | Totals: | 530,210 |
| 8389000 | NW-21-25-25-4 | 40.00 Acres | South Portion of LSD 11 & 12 | | | | |
| | | 253060 TWP RD 253A | | | | | |
| | F | LAND & IMPROVEMENTS | T | 1 | FARMLAND | | 6,870 |
| | R | | T | 103 | RESIDENTIAL LAND & IMPROVEMENTS | | 541,760 |
| | | | | | | Taxable Total: | 548,630 |
| | R | | E | 901 | RURAL RESIDENCE EXEMPTION (RAP) | | 6,870 |
| | R | | E | 903 | FARM BUILDING EXEMPT | | 60,370 |
| | | | | | 100% Alberta School Foundation Fund | Exempt Total: | 67,240 |
| | | | | | | Totals: | 615,870 |
| 8390000 | SE-21-25-25-4 | 50.07 Acres | West of Creek, North of Railway | | | | |
| | F | LAND | T | 1 | FARMLAND | Taxable Total: | 4,160 |



2020 Assessment Roll (Valuation Date 1-July, 2020) 2021 Taxation Year, Wheatland County

Assessment Year: 2020
Tax Year: 2021

| Roll | Legal Address | | | | Total |
|---------|--|-------|--|--|---------|
| | | | 100% Alberta School Foundation Fund | | |
| 8390010 | 9210890 1 SE-21-25-25-4 3.00 Acres 253013 TWP RD 253A | | Northeast Central | | |
| | R LAND & IMPROVEMENTS | T 103 | RESIDENTIAL LAND & IMPROVEMENTS Taxable Total: | | 385,900 |
| | | | 100% Alberta School Foundation Fund | | |
| 8390012 | 1312172 2 1 SE-21-25-25-4 3.00 Acres | | NW Corner LSD 8 | | |
| | R LAND | T 104 | RESIDENTIAL VACANT LAND Taxable Total: | | 155,000 |
| | | | 100% Alberta School Foundation Fund | | |
| 8390014 | 1312172 2 2 SE-21-25-25-4 3.00 Acres 253021 TWP RD 253A | | NE Corner LSD 7 Future Purple Dragon Smoke House | | |
| | R LAND & IMPROVEMENTS | T 103 | RESIDENTIAL LAND & IMPROVEMENTS Taxable Total: | | 417,500 |
| | | | 100% Alberta School Foundation Fund | | |
| 8390017 | 1312172 3 1 SE-21-25-25-4 3.00 Acres 253035 TWP RD 253A | | 76.33m East of NW Corner | | |
| | R LAND & IMPROVEMENTS | T 103 | RESIDENTIAL LAND & IMPROVEMENTS Taxable Total: | | 558,300 |
| | | | 100% Alberta School Foundation Fund | | |
| 8390018 | 1312172 3 2 SE-21-25-25-4 3.00 Acres 253037 TWP RD 253A | | NW Corner LSD 7 | | |
| | R LAND & IMPROVEMENTS | T 103 | RESIDENTIAL LAND & IMPROVEMENTS Taxable Total: | | 851,500 |
| | | | 100% Alberta School Foundation Fund | | |
| 8390020 | RW32 SE-21-25-25-4 7.71 Acres 253020 RGE RD 253 | | Old Station Grds S of R/R | | |
| | F LAND & IMPROVEMENTS | T 1 | FARMLAND | | 390 |
| | R | T 103 | RESIDENTIAL LAND & IMPROVEMENTS | | 358,710 |
| | | | Taxable Total: | | 359,100 |
| | R | E 901 | RURAL RESIDENCE EXEMPTION (RAP) | | 390 |
| | | | 100% Alberta School Foundation Fund | | |
| | | | Totals: | | 359,490 |
| 8391000 | SE-21-25-25-4 55.96 Acres | | South of Railway | | |
| | F LAND | T 1 | FARMLAND Taxable Total: | | 6,640 |
| | | | 100% Christ The Redeemer Reg. 3 | | |
| 8391010 | SE-21-25-25-4 5.18 Acres 253024 RGE RD 253 | | Ardenode | | |
| | R LAND & IMPROVEMENTS | T 103 | RESIDENTIAL LAND & IMPROVEMENTS | | 498,740 |
| | R | E 901 | RURAL RESIDENCE EXEMPTION (RAP) | | 4,160 |



2020 Assessment Roll (Valuation Date 1-July, 2020) 2021 Taxation Year, Wheatland County

Assessment Year: 2020
Tax Year: 2021

| Roll | Legal Address | | | | Total |
|---------|---------------|---------------------|--|---|---------|
| | R | | E 903 FARM BUILDING EXEMPT | | 19,000 |
| | | | 100% Alberta School Foundation Fund | Exempt Total: | 23,160 |
| | | | | Totals: | 521,900 |
| 8391020 | RW32 | SE-21-25-25-4 | 4.22 Acres | Old Station Grds N of R/R | |
| | R | LAND & IMPROVEMENTS | T 103 RESIDENTIAL LAND & IMPROVEMENTS | Taxable Total: | 54,200 |
| | | | 100% Alberta School Foundation Fund | | |
| 8391040 | RW119 | S -21-25-25-4 | 3.33 Acres | Submerged area & Water Supply | |
| | NR | LAND | T 105 NON-RESEIDENTIAL LAND & IMPROVEMENTS | Taxable Total: | 7,930 |
| | | | 100% Alberta School Foundation Fund | | |
| 8392000 | SW-21-25-25-4 | 117.40 Acres | | Northwest of Railway | |
| | | 253007A RGE RD 254 | | | |
| | F | LAND & IMPROVEMENTS | T 1 FARMLAND | | 25,650 |
| | R | | T 103 RESIDENTIAL LAND & IMPROVEMENTS | | 505,950 |
| | | | | Taxable Total: | 531,600 |
| | R | | E 901 RURAL RESIDENCE EXEMPTION (RAP) | | 25,650 |
| | | | 100% Alberta School Foundation Fund | Totals: | 557,250 |
| 8392010 | 1612821 1 1 | SW-21-25-25-4 | 7.86 Acres | SW Corner | |
| | | 253026 RGE RD 254 | | | |
| | F | LAND & IMPROVEMENTS | T 1 FARMLAND | | 570 |
| | R | | T 103 RESIDENTIAL LAND & IMPROVEMENTS | | 406,530 |
| | | | | Taxable Total: | 407,100 |
| | R | | E 901 RURAL RESIDENCE EXEMPTION (RAP) | | 570 |
| | | | 100% Christ The Redeemer Reg. 3 | Totals: | 407,670 |
| 8393000 | SW-21-25-25-4 | 16.74 Acres | | South of Railway NW of Ditch | |
| | F | LAND | T 1 FARMLAND | Taxable Total: | 1,730 |
| | | | 100% Alberta School Foundation Fund | | |
| 8394000 | SW-21-25-25-4 | 7.20 Acres | | Southeast Corner | |
| | F | LAND | T 1 FARMLAND | Taxable Total: | 590 |
| | | | 100% Christ The Redeemer Reg. 3 | | |
| 8396000 | NE-22-25-25-4 | 136.93 Acres | | Northwest of Railway Sand Blasting & Auto & Trailer Repairs | |
| | | 253058 HWY 817 | | | |
| | F | LAND & IMPROVEMENTS | T 1 FARMLAND | | 19,860 |



2020 Assessment Roll (Valuation Date 1-July, 2020) 2021 Taxation Year, Wheatland County

Assessment Year: 2020
Tax Year: 2021

| Roll | Legal Address | Total |
|---------|--|-------|
| | R T 103 RESIDENTIAL LAND & IMPROVEMENTS 361,360 | |
| | NR T 105 NON-RESEDENTIAL LAND & IMPROVEMENTS 142,580 | |
| | Taxable Total: 523,800 | |
| | R E 901 RURAL RESIDENCE EXEMPTION (RAP) 19,860 | |
| | R E 903 FARM BUILDING EXEMPT 14,700 | |
| | 100% Alberta School Foundation Fund Exempt Total: 34,560 | |
| | Totals: 558,360 | |
| 8396010 | IRR426 RW 25 NE-22-25-25-4 4.62 Acres CREEK THRU LSD 9, 6, 5, 3 | |
| | NR LAND E 167 WESTERN IRRIGATION DIST EXEMPT Exempt Total: 51,150 | |
| | 100% Alberta School Foundation Fund | |
| 8397000 | NE-22-25-25-4 12.78 Acres Southeast of Railway | |
| | 253050 HWY 817 | |
| | F LAND & IMPROVEMENTS T 1 FARMLAND 810 | |
| | R T 103 RESIDENTIAL LAND & IMPROVEMENTS 576,590 | |
| | Taxable Total: 577,400 | |
| | R E 901 RURAL RESIDENCE EXEMPTION (RAP) 810 | |
| | R E 903 FARM BUILDING EXEMPT 281,760 | |
| | 100% Alberta School Foundation Fund Exempt Total: 282,570 | |
| | Totals: 859,970 | |
| 8398000 | NW-22-25-25-4 136.27 Acres | |
| | F LAND T 1 FARMLAND Taxable Total: 28,810 | |
| | 100% Alberta School Foundation Fund | |
| 8398010 | 1312975 1 1 NW-22-25-25-4 3.16 Acres | |
| | 253047 RGE RD 253 | |
| | R LAND & IMPROVEMENTS T 103 RESIDENTIAL LAND & IMPROVEMENTS Taxable Total: 332,200 | |
| | 100% Alberta School Foundation Fund | |
| 8398020 | 1412199 2 1 NW-22-25-25-4 18.57 Acres Northwest Corner JPM Mechanical & Doecker Trailers Sales | |
| | F LAND & IMPROVEMENTS T 1 FARMLAND 3,180 | |
| | NR T 105 NON-RESEDENTIAL LAND & IMPROVEMENTS 1,174,400 | |
| | Taxable Total: 1,177,580 | |
| | R E 903 FARM BUILDING EXEMPT 508,760 | |
| | 100% Alberta School Foundation Fund Totals: 1,686,340 | |
| 8399000 | SE-22-25-25-4 139.09 Acres Southeast of Railway | |
| | 253010 HWY 817 | |



2020 Assessment Roll (Valuation Date 1-July, 2020) 2021 Taxation Year, Wheatland County

Assessment Year: 2020
Tax Year: 2021

| Roll | Legal Address | | | | | Total | |
|-------------------------------------|-------------------------------------|---------------------|---------------|--------------------------------|----------------------------------|---------------------------------|---------|
| 8400000 | F | LAND & IMPROVEMENTS | | T | 1 | FARMLAND | 21,480 |
| | R | | | T | 103 | RESIDENTIAL LAND & IMPROVEMENTS | 255,530 |
| | Taxable Total: | | | | | 277,010 | |
| | R | | | E | 901 | RURAL RESIDENCE EXEMPTION (RAP) | 34,700 |
| | R | | | E | 903 | FARM BUILDING EXEMPT | 24,280 |
| | 100% Christ The Redeemer Reg. 3 | | | | | Exempt Total: | 58,980 |
| | | | | | Totals: | 335,990 | |
| 8400000 | SE-22-25-25-4 | | 13.32 Acres | NorthWest Corner NW of Railway | | | |
| | 252041A HWY 564 | | | | | | |
| | F | LAND & IMPROVEMENTS | | T | 1 | FARMLAND | 860 |
| | R | | | T | 103 | RESIDENTIAL LAND & IMPROVEMENTS | 482,940 |
| | Taxable Total: | | | | | 483,800 | |
| | R | | | E | 901 | RURAL RESIDENCE EXEMPTION (RAP) | 860 |
| 100% Alberta School Foundation Fund | | | | | Totals: | 484,660 | |
| 8401000 | 3676EW A | | SW-22-25-25-4 | 0.33 Acres | SOUTH WEST OF RAILWAY | | |
| | 253019 RGE RD 253 | | | | | | |
| | R | LAND & IMPROVEMENTS | | T | 103 | RESIDENTIAL LAND & IMPROVEMENTS | 185,900 |
| | 100% Alberta School Foundation Fund | | | | | Taxable Total: | |
| 8401010 | SW-22-25-25-4 | | 83.68 Acres | South of Railway | | | |
| | F | LAND | | T | 1 | FARMLAND | 12,500 |
| | 100% Alberta School Foundation Fund | | | | | Taxable Total: | |
| 8401020 | 1810132 3 1 | | SW-22-25-25-4 | 3.67 Acres | south of R/R in NW part of LSD 4 | | |
| | 253017 RGE RD 253 | | | | | | |
| | F | LAND | | T | 1 | FARMLAND | 310 |
| | 100% Alberta School Foundation Fund | | | | | Taxable Total: | |
| 8402000 | 9410822 1 | | SW-22-25-25-4 | 2.35 Acres | N of Rlwy, S of Creek, Central | | |
| | 253025 RGE RD 253 | | | | | | |
| | R | LAND & IMPROVEMENTS | | T | 103 | RESIDENTIAL LAND & IMPROVEMENTS | 265,200 |
| | 100% Alberta School Foundation Fund | | | | | Taxable Total: | |
| 8402010 | SW-22-25-25-4 | | 1.01 Acres | NORTH OF CANAL, SW OF CREEK | | | |
| | R | LAND | | T | 104 | RESIDENTIAL VACANT LAND | 21,700 |
| | 100% Alberta School Foundation Fund | | | | | Taxable Total: | |
| 8402025 | 8710170 RW 25 | | SW-22-25-25-4 | 1.00 Acres | IRR R/W IN LSD 5 | | |



2020 Assessment Roll (Valuation Date 1-July, 2020) 2021 Taxation Year, Wheatland County

Assessment Year: 2020
Tax Year: 2021

| Roll | Legal Address | | | | | | Total |
|---------|--------------------|---------------------|---|------|--------------------------------------|------------------------------|--------------------|
| | NR | LAND | E | 167 | WESTERN IRRIGATION DIST EXEMPT | Exempt Total: | 85,250 |
| | | | | 100% | Alberta School Foundation Fund | | |
| 8403000 | SW-22-25-25-4 | 54.72 Acres | | | | NORTH OF R/R, EAST OF CANAL | Wheatland Blasting |
| | 253051A RGE RD 253 | | | | | | |
| | F | LAND & IMPROVEMENTS | T | 1 | FARMLAND | | 5,120 |
| | R | | T | 103 | RESIDENTIAL LAND & IMPROVEMENTS | | 447,110 |
| | NR | | T | 105 | NON-RESEIDENTIAL LAND & IMPROVEMENTS | | 1,039,630 |
| | | | | | | Taxable Total: | 1,491,860 |
| | R | | E | 901 | RURAL RESIDENCE EXEMPTION (RAP) | | 5,120 |
| | | | | 100% | Alberta School Foundation Fund | Totals: | 1,496,980 |
| 8403010 | 9410822 2 | SW-22-25-25-4 | | | | NORTH OF RAILWAY, S OF BLK 1 | |
| | 253023 RGE RD 253 | 6.04 Acres | | | | | |
| | F | LAND & IMPROVEMENTS | T | 1 | FARMLAND | | 250 |
| | R | | T | 103 | RESIDENTIAL LAND & IMPROVEMENTS | | 340,050 |
| | | | | | | Taxable Total: | 340,300 |
| | R | | E | 901 | RURAL RESIDENCE EXEMPTION (RAP) | | 250 |
| | R | | E | 903 | FARM BUILDING EXEMPT | | 6,530 |
| | | | | 100% | Alberta School Foundation Fund | Exempt Total: | 6,780 |
| | | | | | | Totals: | 347,080 |
| 8403020 | SW-22-25-25-4 | 2.62 Acres | | | | | |
| | NR | LAND | E | 167 | WESTERN IRRIGATION DIST EXEMPT | Exempt Total: | 3,230 |
| | | | | 100% | Alberta School Foundation Fund | | |
| 8404000 | NE-23-25-25-4 | 99.90 Acres | | | | South of Railway | |
| | F | LAND | T | 1 | FARMLAND | | 14,030 |
| | NR | | T | 105 | NON-RESEIDENTIAL LAND & IMPROVEMENTS | | 160,540 |
| | | | | 100% | Alberta School Foundation Fund | Taxable Total: | 174,570 |
| 8405000 | NE-23-25-25-4 | 50.08 Acres | | | | North of Railway | |
| | F | LAND | T | 1 | FARMLAND | Taxable Total: | 4,160 |
| | | | | 100% | Alberta School Foundation Fund | | |
| 8406000 | NW-23-25-25-4 | 86.05 Acres | | | | North of Railway | |
| | F | LAND | T | 1 | FARMLAND | Taxable Total: | 7,150 |
| | | | | 100% | Alberta School Foundation Fund | | |



2020 Assessment Roll (Valuation Date 1-July, 2020) 2021 Taxation Year, Wheatland County

Assessment Year: 2020
Tax Year: 2021

| Roll | Legal Address | | | | Total |
|---------|---------------------------|---------------------------------------|--------------------------------|--|---------|
| 8407000 | NW-23-25-25-4 | 61.61 Acres | South of Railway | | |
| | 253049 HWY 817 | | | | |
| | F LAND & IMPROVEMENTS | T 1 FARMLAND | | | 5,150 |
| | R | T 103 RESIDENTIAL LAND & IMPROVEMENTS | | | 314,970 |
| | | | Taxable Total: | | 320,120 |
| | R | E 901 RURAL RESIDENCE EXEMPTION (RAP) | | | 5,150 |
| | R | E 903 FARM BUILDING EXEMPT | | | 8,830 |
| | | 100% Alberta School Foundation Fund | Exempt Total: | | 13,980 |
| | | | Totals: | | 334,100 |
| 8408000 | SE-23-25-25-4 | 160.00 Acres | | | |
| | F LAND | T 1 FARMLAND | Taxable Total: | | 29,570 |
| | | 100% Alberta School Foundation Fund | | | |
| 8409000 | SW-23-25-25-4 | 157.93 Acres | | | |
| | F LAND | T 1 FARMLAND | Taxable Total: | | 28,080 |
| | | 100% Alberta School Foundation Fund | | | |
| 8410000 | 1213091 4 1 NE-24-25-25-4 | 58.93 Acres | NORTH EASTERLY PORTION | | |
| | 253054B RGE RD 250 | | | | |
| | F LAND & IMPROVEMENTS | T 1 FARMLAND | | | 12,220 |
| | R | T 103 RESIDENTIAL LAND & IMPROVEMENTS | | | 347,180 |
| | | | Taxable Total: | | 359,400 |
| | R | E 901 RURAL RESIDENCE EXEMPTION (RAP) | | | 12,220 |
| | | 100% Alberta School Foundation Fund | Totals: | | 371,620 |
| 8410010 | 9311529 2 NE-24-25-25-4 | 28.17 Acres | Ptn NW,SW Cr of NE & SE Crn NW | | |
| | 253044A RGE RD 250 | | | | |
| | F LAND & IMPROVEMENTS | T 1 FARMLAND | | | 2,090 |
| | R | T 103 RESIDENTIAL LAND & IMPROVEMENTS | | | 588,490 |
| | | | Taxable Total: | | 590,580 |
| | R | E 901 RURAL RESIDENCE EXEMPTION (RAP) | | | 3,310 |
| | | 100% Alberta School Foundation Fund | Totals: | | 593,890 |
| 8410020 | NE-24-25-25-4 | 14.65 Acres | S of Rlwy 32 & E of Creek & NW | | |
| | F LAND | T 1 FARMLAND | Taxable Total: | | 1,220 |
| | | 100% Alberta School Foundation Fund | | | |
| 8410030 | 1911811 1 2 NE-24-25-25-4 | 7.29 Acres | Southeast Corner North of Rlwy | | |
| | 253054A RGE RD 250 | | | | |



2020 Assessment Roll (Valuation Date 1-July, 2020) 2021 Taxation Year, Wheatland County

Assessment Year: 2020
Tax Year: 2021

| Roll | Legal Address | | | | | | Total |
|---------|-------------------------------------|---|------------------------|-----------------------|---------------------------------|----------------|---------|
| | F | LAND & IMPROVEMENTS | T | 1 | FARMLAND | | 360 |
| | R | | T | 103 | RESIDENTIAL LAND & IMPROVEMENTS | | 458,340 |
| | | | | | Taxable Total: | | 458,700 |
| | R | | E | 901 | RURAL RESIDENCE EXEMPTION (RAP) | | 360 |
| | | | | 100% | Alberta School Foundation Fund | Totals: | 459,060 |
| 8410040 | NE-24-25-25-4 253054C RGE RD 250 | 50.89 Acres | NORTH WESTERLY PORTION | | | | |
| | F | LAND & IMPROVEMENTS | T | 1 | FARMLAND | | 8,500 |
| | R | | T | 103 | RESIDENTIAL LAND & IMPROVEMENTS | | 347,400 |
| | | | | | Taxable Total: | | 355,900 |
| | R | | E | 901 | RURAL RESIDENCE EXEMPTION (RAP) | | 8,500 |
| | | | | 100% | Alberta School Foundation Fund | Totals: | 364,400 |
| 8411000 | NW-24-25-25-4 | 140.16 Acres | | | | | |
| | F | LAND | T | 1 | FARMLAND | Taxable Total: | 15,090 |
| | | | | 100% | Alberta School Foundation Fund | | |
| | 8411010 | 9410144 1 NW-24-25-25-4 250059 HWY 564 | 2.99 Acres | North Central Portion | | | |
| | R | LAND & IMPROVEMENTS | T | 103 | RESIDENTIAL LAND & IMPROVEMENTS | Taxable Total: | 356,800 |
| | | | | 100% | Alberta School Foundation Fund | | |
| | 8412000 | SE-24-25-25-4 | 121.55 Acres | Northwest Portion | | | |
| | F | LAND | T | 1 | FARMLAND | Taxable Total: | 11,480 |
| | | | | 100% | Christ The Redeemer Reg. 3 | | |
| | 8413000 | SE-24-25-25-4 253016 RGE RD 250 | 19.95 Acres | East Half LSD 1 | | | |
| | F | LAND & IMPROVEMENTS | T | 1 | FARMLAND | | 1,750 |
| | R | | T | 103 | RESIDENTIAL LAND & IMPROVEMENTS | | 507,350 |
| | | | | | Taxable Total: | | 509,100 |
| | R | | E | 901 | RURAL RESIDENCE EXEMPTION (RAP) | | 1,750 |
| | | | | 100% | Alberta School Foundation Fund | Totals: | 510,850 |
| 8414000 | SW-24-25-25-4 | 160.00 Acres | | | | | |
| | F | LAND | T | 1 | FARMLAND | Taxable Total: | 31,620 |
| | | | | 100% | Alberta School Foundation Fund | | |



2020 Assessment Roll (Valuation Date 1-July, 2020) 2021 Taxation Year, Wheatland County

Assessment Year: 2020
Tax Year: 2021

| Roll | Legal Address | Total |
|---------|--|------------------------|
| 8415000 | NE-25-25-25-4 160.00 Acres 254050 RGE RD 250 | |
| | F LAND & IMPROVEMENTS T 1 FARMLAND 19,120 | |
| | R T 103 RESIDENTIAL LAND & IMPROVEMENTS 328,180 | |
| | | Taxable Total: 347,300 |
| | R E 901 RURAL RESIDENCE EXEMPTION (RAP) 19,120 | |
| | 100% Alberta School Foundation Fund Totals: 366,420 | |
| 8416000 | NW-25-25-25-4 160.00 Acres 254051 RGE RD 251 | |
| | F LAND & IMPROVEMENTS T 1 FARMLAND 20,950 | |
| | R T 103 RESIDENTIAL LAND & IMPROVEMENTS 490,030 | |
| | | Taxable Total: 510,980 |
| | R E 901 RURAL RESIDENCE EXEMPTION (RAP) 20,950 | |
| | R E 903 FARM BUILDING EXEMPT 26,520 | |
| | 100% Alberta School Foundation Fund Exempt Total: 47,470 | |
| | | Totals: 558,450 |
| 8417000 | SE-25-25-25-4 156.00 Acres | |
| | F LAND T 1 FARMLAND Taxable Total: 14,330 | |
| | 100% Alberta School Foundation Fund | |
| 8417010 | 1111120 1 1 SE-25-25-25-4 3.00 Acres SE Corner 254002 RGE RD 250 | |
| | R LAND & IMPROVEMENTS T 103 RESIDENTIAL LAND & IMPROVEMENTS Taxable Total: 455,800 | |
| | 100% Alberta School Foundation Fund | |
| 8418000 | SW-25-25-25-4 141.39 Acres 254007 RGE RD 251 | |
| | F LAND & IMPROVEMENTS T 1 FARMLAND 20,670 | |
| | R T 103 RESIDENTIAL LAND & IMPROVEMENTS 838,640 | |
| | | Taxable Total: 859,310 |
| | R E 901 RURAL RESIDENCE EXEMPTION (RAP) 37,460 | |
| | 100% Alberta School Foundation Fund Totals: 896,770 | |
| 8418010 | 9511711 1 SW-25-25-25-4 4.61 Acres West of the Southeast Corner 250052 HWY 564 | |
| | F LAND & IMPROVEMENTS T 1 FARMLAND 130 | |
| | R T 103 RESIDENTIAL LAND & IMPROVEMENTS 317,770 | |
| | | Taxable Total: 317,900 |
| | R E 901 RURAL RESIDENCE EXEMPTION (RAP) 130 | |



2020 Assessment Roll (Valuation Date 1-July, 2020) 2021 Taxation Year, Wheatland County

Assessment Year: 2020
Tax Year: 2021

| Roll | Legal Address | | | | Total |
|---------|---|--|---------------------------------|---------|-----------------------|
| | | 100% Alberta School Foundation Fund | | | Totals: 318,030 |
| 8418020 | 0714475 1 1 SW-25-25-25-4 5.00 Acres 254005 RGE RD 251 | S.W. CORNER LSD 4 | | | |
| | R LAND & IMPROVEMENTS | T 103 | RESIDENTIAL LAND & IMPROVEMENTS | 659,550 | |
| | R | E 903 | FARM BUILDING EXEMPT | 30,780 | |
| | | 100% Alberta School Foundation Fund | | | Totals: 690,330 |
| 8418030 | 0714479 1 2 SW-25-25-25-4 8.00 Acres 250042 HWY 564 | S.E. CORNER LSD 3 | | | |
| | F LAND & IMPROVEMENTS | T 1 | FARMLAND | 820 | |
| | R | T 103 | RESIDENTIAL LAND & IMPROVEMENTS | 319,380 | |
| | | Taxable Total: | | | 320,200 |
| | R | E 901 | RURAL RESIDENCE EXEMPTION (RAP) | 820 | |
| | R | E 903 | FARM BUILDING EXEMPT | 12,400 | |
| | | 100% Alberta School Foundation Fund | | | Exempt Total: 13,220 |
| | | Totals: | | | 333,420 |
| 8419000 | NE-26-25-25-4 160.00 Acres | | | | |
| | F LAND | T 1 | FARMLAND | | |
| | | 100% Alberta School Foundation Fund | | | Taxable Total: 36,460 |
| 8420000 | NW-26-25-25-4 160.00 Acres 254075 RGE RD 252 | Wheatland Conservation & Wildlife Assoc. | | | |
| | F LAND & IMPROVEMENTS | T 1 | FARMLAND | 25,340 | |
| | R | T 103 | RESIDENTIAL LAND & IMPROVEMENTS | 422,660 | |
| | | Taxable Total: | | | 448,000 |
| | NR | E 165 | CHARITABLE & WELFARE EXEMPT | 36,900 | |
| | R | E 901 | RURAL RESIDENCE EXEMPTION (RAP) | 25,340 | |
| | | 100% Alberta School Foundation Fund | | | Exempt Total: 62,240 |
| | | Totals: | | | 510,240 |
| 8421000 | SE-26-25-25-4 159.00 Acres 254022 RGE RD 251 | | | | |
| | F LAND & IMPROVEMENTS | T 1 | FARMLAND | 28,960 | |
| | R | T 103 | RESIDENTIAL LAND & IMPROVEMENTS | 581,640 | |
| | | Taxable Total: | | | 610,600 |
| | R | E 901 | RURAL RESIDENCE EXEMPTION (RAP) | 61,540 | |
| | R | E 903 | FARM BUILDING EXEMPT | 20,180 | |
| | | 100% Alberta School Foundation Fund | | | Exempt Total: 81,720 |
| | | Totals: | | | 692,320 |



2020 Assessment Roll (Valuation Date 1-July, 2020) 2021 Taxation Year, Wheatland County

Assessment Year: 2020
Tax Year: 2021

| Roll | Legal Address | | | | | Total |
|---------|--|-------------------------------------|--------------------------------------|----------------|--|-----------|
| 8422000 | SW-26-25-25-4 158.99 Acres | | | | | |
| | F LAND | T 1 | FARMLAND | Taxable Total: | | 18,040 |
| | | 100% Alberta School Foundation Fund | | | | |
| 8423000 | NE-27-25-25-4 160.00 Acres 254044A RGE RD 252 | | | | | |
| | F LAND & IMPROVEMENTS | T 1 | FARMLAND | | | 28,970 |
| | R | T 103 | RESIDENTIAL LAND & IMPROVEMENTS | | | 243,630 |
| | | Taxable Total: | | | | 272,600 |
| | R | E 901 | RURAL RESIDENCE EXEMPTION (RAP) | | | 30,770 |
| | | 100% Alberta School Foundation Fund | | | | |
| | | Totals: | | | | 303,370 |
| 8424000 | NW-27-25-25-4 160.00 Acres | | | | | |
| | F LAND | T 1 | FARMLAND | Taxable Total: | | 34,630 |
| | | 100% Alberta School Foundation Fund | | | | |
| 8425000 | SE-27-25-25-4 158.94 Acres 252040 HWY 564 | | | | | |
| | F LAND & IMPROVEMENTS | T 1 | FARMLAND | | | 34,840 |
| | R | T 103 | RESIDENTIAL LAND & IMPROVEMENTS | | | 382,670 |
| | | Taxable Total: | | | | 417,510 |
| | R | E 901 | RURAL RESIDENCE EXEMPTION (RAP) | | | 66,230 |
| | R | E 903 | FARM BUILDING EXEMPT | | | 93,920 |
| | | 100% Alberta School Foundation Fund | | | | |
| | | Exempt Total: | | | | 160,150 |
| | | Totals: | | | | 577,660 |
| 8426000 | SW-27-25-25-4 148.97 Acres | | | | | |
| | | EarthRenew Manure Recycling Site | | | | |
| | F LAND & IMPROVEMENTS | T 1 | FARMLAND | | | 31,390 |
| | NR | T 105 | NON-RESEIDENTIAL LAND & IMPROVEMENTS | | | 1,778,310 |
| | | 100% Alberta School Foundation Fund | | | | |
| | | Taxable Total: | | | | 1,809,700 |
| 8426010 | 9210286 1 SW-27-25-25-4 10.00 Acres 254037 RGE RD 253 | | | | | |
| | | Northwest Corner | | | | |
| | F LAND & IMPROVEMENTS | T 1 | FARMLAND | | | 1,120 |
| | R | T 103 | RESIDENTIAL LAND & IMPROVEMENTS | | | 555,380 |
| | | Taxable Total: | | | | 556,500 |
| | R | E 901 | RURAL RESIDENCE EXEMPTION (RAP) | | | 1,120 |
| | | 100% Alberta School Foundation Fund | | | | |
| | | Totals: | | | | 557,620 |



2020 Assessment Roll (Valuation Date 1-July, 2020) 2021 Taxation Year, Wheatland County

Assessment Year: 2020
Tax Year: 2021

| Roll | Legal Address | | | | | | Total |
|---------|-----------------------|--------------|-------------------------------------|--------------------------------------|----------------|--|---------|
| 8427000 | NE-28-25-25-4 | 160.00 Acres | Munitions Storage Facility | | | | |
| | 254080 RGE RD 253 | | | | | | |
| | F LAND & IMPROVEMENTS | | T 1 | FARMLAND | | | 28,800 |
| | NR | | T 105 | NON-RESEIDENTIAL LAND & IMPROVEMENTS | | | 192,000 |
| | | | 100% Alberta School Foundation Fund | | Taxable Total: | | 220,800 |
| 8428000 | NW-28-25-25-4 | 160.00 Acres | | | | | |
| | F LAND | | T 1 | FARMLAND | Taxable Total: | | 29,650 |
| | | | 100% Alberta School Foundation Fund | | | | |
| 8429000 | SE-28-25-25-4 | 157.05 Acres | | | | | |
| | 254014 RGE RD 253 | | | | | | |
| | F LAND & IMPROVEMENTS | | T 1 | FARMLAND | | | 29,240 |
| | R | | T 103 | RESIDENTIAL LAND & IMPROVEMENTS | | | 335,690 |
| | | | | | Taxable Total: | | 364,930 |
| | R | | E 901 | RURAL RESIDENCE EXEMPTION (RAP) | | | 61,540 |
| | R | | E 903 | FARM BUILDING EXEMPT | | | 4,230 |
| | | | 100% Alberta School Foundation Fund | | Exempt Total: | | 65,770 |
| | | | | | Totals: | | 430,700 |
| 8430000 | SE-28-25-25-4 | 1.92 Acres | SE Corner WAS ARDENODE HALL | | | | |
| | NR LAND | | E 155 | WHEATLAND COUNTY EXEMPT | Exempt Total: | | 140,090 |
| | | | 100% Alberta School Foundation Fund | | | | |
| 8431000 | SW-28-25-25-4 | 158.97 Acres | | | | | |
| | F LAND | | T 1 | FARMLAND | Taxable Total: | | 30,010 |
| | | | 100% Alberta School Foundation Fund | | | | |
| 8432000 | NE-29-25-25-4 | 160.00 Acres | | | | | |
| | F LAND | | T 1 | FARMLAND | Taxable Total: | | 30,270 |
| | | | 100% Alberta School Foundation Fund | | | | |
| 8433000 | NW-29-25-25-4 | 160.00 Acres | | | | | |
| | F LAND | | T 1 | FARMLAND | Taxable Total: | | 30,090 |
| | | | 100% Alberta School Foundation Fund | | | | |
| 8434000 | SE-29-25-25-4 | 158.97 Acres | | | | | |



2020 Assessment Roll (Valuation Date 1-July, 2020) 2021 Taxation Year, Wheatland County

Assessment Year: 2020
Tax Year: 2021

| Roll | Legal Address | | | | | | Total |
|---------|---------------|--------------------------|---|-----|-------------------------------------|---------------------------|---------|
| | F | LAND | T | 1 | FARMLAND | Taxable Total: | 28,130 |
| | | | | | 100% Alberta School Foundation Fund | | |
| 8435000 | SW-29-25-25-4 | 149.97 Acres | | | | | |
| | F | LAND | T | 1 | FARMLAND | Taxable Total: | 31,340 |
| | | | | | 100% Alberta School Foundation Fund | | |
| 8435010 | 0410450 1 1 | SW-29-25-25-4 9.00 Acres | | | | SW CORNER OF LSD 3 | |
| | | 254054 HWY 564 | | | | | |
| | F | LAND & IMPROVEMENTS | T | 1 | FARMLAND | | 760 |
| | R | | T | 103 | RESIDENTIAL LAND & IMPROVEMENTS | | 287,050 |
| | | | | | | Taxable Total: | 287,810 |
| | R | | E | 901 | RURAL RESIDENCE EXEMPTION (RAP) | | 31,100 |
| | R | | E | 903 | FARM BUILDING EXEMPT | | 39,350 |
| | | | | | 100% Alberta School Foundation Fund | Exempt Total: | 70,450 |
| | | | | | | Totals: | 358,260 |
| 8436000 | NE-30-25-25-4 | 160.00 Acres | | | | | |
| | F | LAND | T | 1 | FARMLAND | Taxable Total: | 35,270 |
| | | | | | 100% Alberta School Foundation Fund | | |
| 8437000 | NW-30-25-25-4 | 141.00 Acres | | | | | |
| | F | LAND | T | 1 | FARMLAND | Taxable Total: | 16,420 |
| | | | | | 100% Alberta School Foundation Fund | | |
| 8438000 | SE-30-25-25-4 | 154.00 Acres | | | | | |
| | | 255014A HWY 564 | | | | | |
| | F | LAND & IMPROVEMENTS | T | 1 | FARMLAND | | 29,750 |
| | R | | T | 103 | RESIDENTIAL LAND & IMPROVEMENTS | | 403,830 |
| | | | | | | Taxable Total: | 433,580 |
| | R | | E | 901 | RURAL RESIDENCE EXEMPTION (RAP) | | 37,070 |
| | | | | | 100% Alberta School Foundation Fund | Totals: | 470,650 |
| 8438010 | 0212331 1 1 | SE-30-25-25-4 5.00 Acres | | | | NORTHEAST CORNER OF LSD 1 | |
| | | 254014 RGE RD 255 | | | | | |
| | F | LAND & IMPROVEMENTS | T | 1 | FARMLAND | | 310 |
| | R | | T | 103 | RESIDENTIAL LAND & IMPROVEMENTS | | 522,860 |
| | | | | | | Taxable Total: | 523,170 |
| | R | | E | 901 | RURAL RESIDENCE EXEMPTION (RAP) | | 61,540 |
| | | | | | | Totals: | 584,710 |



2020 Assessment Roll (Valuation Date 1-July, 2020) 2021 Taxation Year, Wheatland County

Assessment Year: 2020
Tax Year: 2021

| Roll | Legal Address | 100% Alberta School Foundation Fund | | | | Total |
|---------|------------------------------------|-------------------------------------|-------------------------------------|---------------------------------|----------------|---------|
| 8439000 | SW-30-25-25-4 255044 HWY 564 | 159.00 Acres | | | | |
| | F LAND & IMPROVEMENTS | | T 1 | FARMLAND | | 17,060 |
| | R | | T 103 | RESIDENTIAL LAND & IMPROVEMENTS | | 531,860 |
| | | | Taxable Total: | | | 548,920 |
| | R | | E 901 | RURAL RESIDENCE EXEMPTION (RAP) | | 61,540 |
| | | | 100% Alberta School Foundation Fund | | | |
| | | | Totals: | | | 610,460 |
| 8440000 | NE-31-25-25-4 | 157.54 Acres | | | | |
| | F LAND | | T 1 | FARMLAND | Taxable Total: | 31,230 |
| | | | 100% Alberta School Foundation Fund | | | |
| 8441000 | NW-31-25-25-4 | 160.00 Acres | | | | |
| | F LAND | | T 1 | FARMLAND | Taxable Total: | 31,240 |
| | | | 100% Alberta School Foundation Fund | | | |
| 8442000 | SE-31-25-25-4 255038 RGE RD 255 | 158.91 Acres | | | | |
| | F LAND & IMPROVEMENTS | | T 1 | FARMLAND | | 31,070 |
| | R | | T 103 | RESIDENTIAL LAND & IMPROVEMENTS | | 224,330 |
| | | | Taxable Total: | | | 255,400 |
| | R | | E 901 | RURAL RESIDENCE EXEMPTION (RAP) | | 30,770 |
| | | | 100% Alberta School Foundation Fund | | | |
| | | | Totals: | | | 286,170 |
| 8443000 | SW-31-25-25-4 | 142.00 Acres | North of Lake | | | |
| | F LAND | | T 1 | FARMLAND | Taxable Total: | 23,360 |
| | | | 100% Alberta School Foundation Fund | | | |
| 8444000 | NE-32-25-25-4 | 158.87 Acres | | | | |
| | F LAND | | T 1 | FARMLAND | Taxable Total: | 31,930 |
| | | | 100% Alberta School Foundation Fund | | | |
| 8445000 | NW-32-25-25-4 255071 RGE RD 255 | 144.93 Acres | | | | |
| | F LAND & IMPROVEMENTS | | T 1 | FARMLAND | | 22,440 |
| | R | | T 103 | RESIDENTIAL LAND & IMPROVEMENTS | | 290,660 |
| | | | Taxable Total: | | | 313,100 |
| | R | | E 901 | RURAL RESIDENCE EXEMPTION (RAP) | | 22,440 |



2020 Assessment Roll (Valuation Date 1-July, 2020) 2021 Taxation Year, Wheatland County

Assessment Year: 2020
Tax Year: 2021

| Roll | Legal Address | | | | | | Total |
|---------|---------------------|--------------------------|-------------------------------------|-----|--|---------|-------|
| | | | 100% Alberta School Foundation Fund | | Totals: | 335,540 | |
| 8445010 | 9711885 1 | NW-32-25-25-4 3.00 Acres | Northwest Corner | | | | |
| | 255083 RGE RD 255 | | | | | | |
| | R | LAND & IMPROVEMENTS | T | 103 | RESIDENTIAL LAND & IMPROVEMENTS Taxable Total: | 432,200 | |
| | | | | | 100% Alberta School Foundation Fund | | |
| 8445020 | 0815754 2 1 | NW-32-25-25-4 3.89 Acres | NORTH PTN LSD 13 Burndred Welding | | | | |
| | 6 255077 RGE RD 255 | | | | | | |
| | R | LAND & IMPROVEMENTS | T | 103 | RESIDENTIAL LAND & IMPROVEMENTS | 497,870 | |
| | NR | | T | 105 | NON-RESEIDENTIAL LAND & IMPROVEMENTS | 272,850 | |
| | | | | | 100% Alberta School Foundation Fund | | |
| | | | | | Taxable Total: | 770,720 | |
| 8445030 | 0815754 2 2 | NW-32-25-25-4 3.88 Acres | CENTRAL PTN LSD 13 | | | | |
| | 5 255077 RGE RD 255 | | | | | | |
| | R | LAND & IMPROVEMENTS | T | 103 | RESIDENTIAL LAND & IMPROVEMENTS Taxable Total: | 663,200 | |
| | | | | | 100% Alberta School Foundation Fund | | |
| 8445040 | 0815754 2 3 | NW-32-25-25-4 3.00 Acres | W PTN LSD 13 | | | | |
| | 255075 RGE RD 255 | | | | | | |
| | R | LAND & IMPROVEMENTS | T | 103 | RESIDENTIAL LAND & IMPROVEMENTS Taxable Total: | 701,200 | |
| | | | | | 100% Alberta School Foundation Fund | | |
| 8446000 | SE-32-25-25-4 | 160.00 Acres | | | | | |
| | F | LAND | T | 1 | FARMLAND Taxable Total: | 30,610 | |
| | | | | | 100% Alberta School Foundation Fund | | |
| 8447000 | SW-32-25-25-4 | 154.00 Acres | | | | | |
| | 255033 RGE RD 255 | | | | | | |
| | F | LAND & IMPROVEMENTS | T | 1 | FARMLAND | 27,540 | |
| | R | | T | 103 | RESIDENTIAL LAND & IMPROVEMENTS | 197,460 | |
| | | | | | Taxable Total: | 225,000 | |
| | R | | E | 901 | RURAL RESIDENCE EXEMPTION (RAP) | 61,540 | |
| | | | | | 100% Christ The Redeemer Reg. 3 | | |
| | | | | | Totals: | 286,540 | |
| 8447010 | 9611246 1 | SW-32-25-25-4 3.00 Acres | Northwest Portion | | | | |
| | 255023 RGE RD 255 | | | | | | |
| | R | LAND & IMPROVEMENTS | T | 103 | RESIDENTIAL LAND & IMPROVEMENTS Taxable Total: | 358,200 | |
| | | | | | 100% Alberta School Foundation Fund | | |
| 8447020 | 1212325 2 1 | SW-32-25-25-4 3.00 Acres | NW part LSD 4 | | | | |
| | | | | | | | |
| | F | LAND | T | 1 | FARMLAND Taxable Total: | 420 | |



2020 Assessment Roll (Valuation Date 1-July, 2020) 2021 Taxation Year, Wheatland County

Assessment Year: 2020
Tax Year: 2021

| Roll | Legal Address | | | | | | Total |
|---------|---------------|------|--------------|---|-------------------------------------|----------------|--------|
| 8448000 | NE-33-25-25-4 | | 160.00 Acres | | 100% Alberta School Foundation Fund | | |
| | F | LAND | T | 1 | FARMLAND | Taxable Total: | 25,890 |
| 8449000 | NW-33-25-25-4 | | 160.00 Acres | | 100% Alberta School Foundation Fund | | |
| | F | LAND | T | 1 | FARMLAND | Taxable Total: | 31,160 |
| 8450000 | SE-33-25-25-4 | | 160.00 Acres | | 100% Christ The Redeemer Reg. 3 | | |
| | F | LAND | T | 1 | FARMLAND | Taxable Total: | 32,960 |
| 8451000 | SW-33-25-25-4 | | 160.00 Acres | | 100% Christ The Redeemer Reg. 3 | | |
| | F | LAND | T | 1 | FARMLAND | Taxable Total: | 22,510 |
| 8452000 | NE-34-25-25-4 | | 160.00 Acres | | 100% Alberta School Foundation Fund | | |
| | F | LAND | T | 1 | FARMLAND | Taxable Total: | 30,970 |
| 8453000 | NW-34-25-25-4 | | 156.22 Acres | | 100% Alberta School Foundation Fund | | |
| | F | LAND | T | 1 | FARMLAND | Taxable Total: | 24,550 |
| 8454000 | SE-34-25-25-4 | | 160.00 Acres | | 100% Alberta School Foundation Fund | | |
| | F | LAND | T | 1 | FARMLAND | Taxable Total: | 27,920 |
| 8455000 | SW-34-25-25-4 | | 160.00 Acres | | 100% Alberta School Foundation Fund | | |
| | F | LAND | T | 1 | FARMLAND | Taxable Total: | 27,970 |
| 8456000 | NE-35-25-25-4 | | 160.00 Acres | | 100% Alberta School Foundation Fund | | |



2020 Assessment Roll (Valuation Date 1-July, 2020) 2021 Taxation Year, Wheatland County

Assessment Year: 2020
Tax Year: 2021

| Roll | Legal Address | | | | | Total |
|---------|--------------------|---------------------|---|-----|-------------------------------------|---------|
| | F | LAND | T | 1 | FARMLAND | |
| | | | | | 100% Alberta School Foundation Fund | |
| | | | | | Taxable Total: | 31,960 |
| 8457000 | NW-35-25-25-4 | 160.00 Acres | | | | |
| | 251063 TWP RD 260 | | | | | |
| | F | LAND & IMPROVEMENTS | T | 1 | FARMLAND | 23,540 |
| | R | | T | 103 | RESIDENTIAL LAND & IMPROVEMENTS | 437,760 |
| | | | | | Taxable Total: | 461,300 |
| | R | | E | 901 | RURAL RESIDENCE EXEMPTION (RAP) | 23,540 |
| | | | | | 100% Alberta School Foundation Fund | |
| | | | | | Totals: | 484,840 |
| 8458000 | SE-35-25-25-4 | 160.00 Acres | | | | |
| | | | | | | |
| | F | LAND | T | 1 | FARMLAND | |
| | | | | | 100% Alberta School Foundation Fund | |
| | | | | | Taxable Total: | 34,870 |
| 8459000 | SW-35-25-25-4 | 160.00 Acres | | | | |
| | 255033A RGE RD 252 | | | | | |
| | F | LAND & IMPROVEMENTS | T | 1 | FARMLAND | 19,500 |
| | R | | T | 103 | RESIDENTIAL LAND & IMPROVEMENTS | 320,860 |
| | | | | | Taxable Total: | 340,360 |
| | R | | E | 901 | RURAL RESIDENCE EXEMPTION (RAP) | 33,140 |
| | | | | | 100% Alberta School Foundation Fund | |
| | | | | | Totals: | 373,500 |
| 8460000 | NE-36-25-25-4 | 160.00 Acres | | | | |
| | | | | | | |
| | F | LAND | T | 1 | FARMLAND | |
| | | | | | 100% Alberta School Foundation Fund | |
| | | | | | Taxable Total: | 18,190 |
| 8461000 | NW-36-25-25-4 | 160.00 Acres | | | | |
| | 250061 TWP RD 260 | | | | | |
| | F | LAND & IMPROVEMENTS | T | 1 | FARMLAND | 30,310 |
| | R | | T | 103 | RESIDENTIAL LAND & IMPROVEMENTS | 236,060 |
| | | | | | Taxable Total: | 266,370 |
| | R | | E | 901 | RURAL RESIDENCE EXEMPTION (RAP) | 61,540 |
| | | | | | 100% Alberta School Foundation Fund | |
| | | | | | Totals: | 327,910 |
| 8462000 | SE-36-25-25-4 | 160.00 Acres | | | | |
| | | | | | | |
| | F | LAND | T | 1 | FARMLAND | |
| | | | | | 100% Alberta School Foundation Fund | |
| | | | | | Taxable Total: | 13,800 |



2020 Assessment Roll (Valuation Date 1-July, 2020) 2021 Taxation Year, Wheatland County

Assessment Year: 2020
Tax Year: 2021

| Roll | Legal Address | | | | | | Total |
|---------|-------------------------|---------------------|--------------------------------|-----|-------------------------------------|----------------|---------|
| 8463000 | SW-36-25-25-4 | 157.00 Acres | | | | | |
| | F | LAND | T | 1 | FARMLAND | Taxable Total: | 32,650 |
| | | | | | 100% Alberta School Foundation Fund | | |
| 8463010 | 9211479 1 SW-36-25-25-4 | 3.00 Acres | Southwest Corner | | | | |
| | 255005 RGE RD 251 | | | | | | |
| | R | LAND & IMPROVEMENTS | T | 103 | RESIDENTIAL LAND & IMPROVEMENTS | Taxable Total: | 485,400 |
| | | | | | 100% Alberta School Foundation Fund | | |
| 8471000 | NE-1-26-25-4 | 153.53 Acres | | | | | |
| | F | LAND | T | 1 | FARMLAND | Taxable Total: | 12,500 |
| | | | | | 100% Alberta School Foundation Fund | | |
| 8471010 | RY372 PT-1-26-25-4 | 20.46 Acres | NE-1,NE-12,NW-12,SE-12-25-26-4 | | | | |
| | F | LAND | T | 1 | FARMLAND | Taxable Total: | 1,670 |
| | | | | | 100% Alberta School Foundation Fund | | |
| 8472000 | NW-1-26-25-4 | 160.00 Acres | | | | | |
| | F | LAND | T | 1 | FARMLAND | Taxable Total: | 26,480 |
| | | | | | 100% Alberta School Foundation Fund | | |
| 8473000 | SE-1-26-25-4 | 158.82 Acres | | | | | |
| | F | LAND | T | 1 | FARMLAND | Taxable Total: | 13,920 |
| | | | | | 100% Alberta School Foundation Fund | | |
| 8473010 | RY372 SE-1-26-25-4 | 0.97 Acres | ABANDONED RAILWAY LINE | | | | |
| | R | LAND | T | 104 | RESIDENTIAL VACANT LAND | Taxable Total: | 4,300 |
| | | | | | 100% Alberta School Foundation Fund | | |
| 8474000 | SW-1-26-25-4 | 151.00 Acres | | | | | |
| | 250062 TWP RD 260 | | | | | | |
| | F | LAND & IMPROVEMENTS | T | 1 | FARMLAND | | 24,840 |
| | R | | T | 103 | RESIDENTIAL LAND & IMPROVEMENTS | | 454,840 |
| | | | | | Taxable Total: | | 479,680 |
| | R | | E | 901 | RURAL RESIDENCE EXEMPTION (RAP) | | 56,060 |
| | R | | E | 903 | FARM BUILDING EXEMPT | | 7,980 |
| | | | | | Exempt Total: | | 64,040 |



2020 Assessment Roll (Valuation Date 1-July, 2020) 2021 Taxation Year, Wheatland County

Assessment Year: 2020
Tax Year: 2021

| Roll | Legal Address | 100% Alberta School Foundation Fund | | | | | Total |
|-------------------------------------|-------------------------------------|-------------------------------------|--|--|--|---------|---------|
| 8474010 | 0511988 1 1 SW-1-26-25-4 3.00 Acres | Totals: | | | | | 543,720 |
| | 260041 RGE RD 251 | NW Corner | | | | | |
| | R LAND & IMPROVEMENTS | T 103 | RESIDENTIAL LAND & IMPROVEMENTS Taxable Total: | | | 412,800 | |
| 100% Alberta School Foundation Fund | | | | | | | |
| 8474020 | 0913174 2 1 SW-1-26-25-4 3.00 Acres | W part LSD 5 | | | | | |
| | 260029 RGE RD 251 | | | | | | |
| | R LAND & IMPROVEMENTS | T 103 | RESIDENTIAL LAND & IMPROVEMENTS Taxable Total: | | | 407,300 | |
| 100% Alberta School Foundation Fund | | | | | | | |
| 8474030 | 0913174 2 2 SW-1-26-25-4 3.00 Acres | SW part LSD 5 | | | | | |
| | | | | | | | |
| | R LAND | T 104 | RESIDENTIAL VACANT LAND Taxable Total: | | | 126,500 | |
| 100% The Golden Hills Reg. Div. 15 | | | | | | | |
| 8475000 | NE-2-26-25-4 160.00 Acres | | | | | | |
| | | | | | | | |
| | F LAND | T 1 | FARMLAND Taxable Total: | | | 26,410 | |
| 100% Alberta School Foundation Fund | | | | | | | |
| 8476000 | NW-2-26-25-4 160.00 Acres | | | | | | |
| | | | | | | | |
| | F LAND | T 1 | FARMLAND Taxable Total: | | | 27,280 | |
| 100% Alberta School Foundation Fund | | | | | | | |
| 8477000 | SE-2-26-25-4 80.00 Acres | West Half | | | | | |
| | 251034 TWP RD 260 | | | | | | |
| | F LAND & IMPROVEMENTS | T 1 | FARMLAND | | | 13,920 | |
| | R | T 103 | RESIDENTIAL LAND & IMPROVEMENTS | | | 330,080 | |
| | | Taxable Total: | | | | | 344,000 |
| | R | E 901 | RURAL RESIDENCE EXEMPTION (RAP) | | | 13,920 | |
| 100% Alberta School Foundation Fund | | | | | | | |
| Totals: 357,920 | | | | | | | |
| 8479000 | SE-2-26-25-4 71.03 Acres | E HALF | | | | | |
| | 251020 TWP RD 260 | | | | | | |
| | F LAND & IMPROVEMENTS | T 1 | FARMLAND | | | 12,570 | |
| | R | T 103 | RESIDENTIAL LAND & IMPROVEMENTS | | | 550,030 | |
| Taxable Total: 562,600 | | | | | | | |
| | R | E 901 | RURAL RESIDENCE EXEMPTION (RAP) | | | 12,570 | |
| | R | E 903 | FARM BUILDING EXEMPT | | | 54,710 | |
| Exempt Total: 67,280 | | | | | | | |



2020 Assessment Roll (Valuation Date 1-July, 2020) 2021 Taxation Year, Wheatland County

Assessment Year: 2020
Tax Year: 2021

| Roll | Legal Address | 100% Alberta School Foundation Fund | | | | Total |
|---------|---|-------------------------------------|--|--|-------------------------------------|---------|
| | | | | | Totals: | 629,880 |
| 8479010 | 1012173 1 1 SE-2-26-25-4 2.99 Acres 260036 RGE RD 251 | NE CORNER | | | | |
| | R LAND & IMPROVEMENTS | T 103 | RESIDENTIAL LAND & IMPROVEMENTS Taxable Total: | | 688,700 | |
| | | | | | 100% Christ The Redeemer Reg. 3 | |
| 8479020 | 1012173 1 2 SE-2-26-25-4 2.99 Acres 260030 RGE RD 251 | 110m S OF NE CORNER | | | | |
| | R LAND & IMPROVEMENTS | T 103 | RESIDENTIAL LAND & IMPROVEMENTS Taxable Total: | | 671,300 | |
| | | | | | 100% Alberta School Foundation Fund | |
| 8479030 | 1012173 1 3 SE-2-26-25-4 2.99 Acres | 220m S OF NE CORNER | | | | |
| | F LAND | T 1 | FARMLAND Taxable Total: | | 330 | |
| | | | | | 100% Alberta School Foundation Fund | |
| 8480000 | SW-2-26-25-4 160.00 Acres 251042 TWP RD 260 | | | | | |
| | F LAND & IMPROVEMENTS | T 1 | FARMLAND | | 18,570 | |
| | R | T 103 | RESIDENTIAL LAND & IMPROVEMENTS | | 454,530 | |
| | | | | | Taxable Total: | 473,100 |
| | R | E 901 | RURAL RESIDENCE EXEMPTION (RAP) | | 18,570 | |
| | | | | | 100% Alberta School Foundation Fund | |
| | | | | | Totals: | 491,670 |
| 8481000 | NE-3-26-25-4 143.99 Acres | | | | | |
| | F LAND | T 1 | FARMLAND Taxable Total: | | 28,260 | |
| | | | | | 100% Alberta School Foundation Fund | |
| 8481010 | 1113629 1 1 NE-3-26-25-4 5.00 Acres 260042 RGE RD 252 | SE CORNER | | | | |
| | R LAND & IMPROVEMENTS | T 103 | RESIDENTIAL LAND & IMPROVEMENTS | | 374,640 | |
| | R | E 901 | RURAL RESIDENCE EXEMPTION (RAP) | | 28,260 | |
| | | | | | 100% Christ The Redeemer Reg. 3 | |
| | | | | | Totals: | 402,900 |
| 8481020 | 1711041 1 2 NE-3-26-25-4 10.01 Acres 260080 RGE RD 252 | NE corner of LSD 16 | | | | |
| | R LAND & IMPROVEMENTS | T 103 | RESIDENTIAL LAND & IMPROVEMENTS Taxable Total: | | 541,100 | |
| | | | | | 100% Alberta School Foundation Fund | |
| 8482000 | NW-3-26-25-4 160.00 Acres | | | | | |
| | F LAND | T 1 | FARMLAND Taxable Total: | | 30,270 | |



2020 Assessment Roll (Valuation Date 1-July, 2020) 2021 Taxation Year, Wheatland County

Assessment Year: 2020
Tax Year: 2021

| Roll | Legal Address | | | | | | Total |
|---------|--|-------------------------------------|--|-----|---------------------------------|----------------|---------|
| 8483000 | SE-3-26-25-4 154.98 Acres | | 100% Alberta School Foundation Fund | | | | |
| | F | LAND | T | 1 | FARMLAND | Taxable Total: | 27,380 |
| 8484000 | SE-3-26-25-4 4.02 Acres 252040 TWP RD 260 | | 100% Alberta School Foundation Fund Southwest Corner | | | | |
| | R | LAND & IMPROVEMENTS | T | 103 | RESIDENTIAL LAND & IMPROVEMENTS | Taxable Total: | 495,500 |
| 8485000 | SW-3-26-25-4 160.00 Acres | | 100% Alberta School Foundation Fund | | | | |
| | F | LAND | T | 1 | FARMLAND | Taxable Total: | 26,630 |
| 8486000 | NE-4-26-25-4 160.00 Acres 260042 RGE RD 253 | | 100% Alberta School Foundation Fund | | | | |
| | F | LAND & IMPROVEMENTS | T | 1 | FARMLAND | | 26,340 |
| | R | | T | 103 | RESIDENTIAL LAND & IMPROVEMENTS | | 571,260 |
| | | | Taxable Total: | | | | 597,600 |
| | R | | E | 901 | RURAL RESIDENCE EXEMPTION (RAP) | | 26,340 |
| | | 100% Alberta School Foundation Fund | | | | Totals: | 623,940 |
| 8487000 | NW-4-26-25-4 160.00 Acres | | | | | | |
| | F | LAND | T | 1 | FARMLAND | Taxable Total: | 29,750 |
| 8488000 | SE-4-26-25-4 156.75 Acres | | 100% Alberta School Foundation Fund | | | | |
| | F | LAND | T | 1 | FARMLAND | Taxable Total: | 26,810 |
| 8488010 | 1812383 1 1 SE-4-26-25-4 3.25 Acres | | 100% Alberta School Foundation Fund SE Corner of LSD 2 | | | | |
| | F | LAND | T | 1 | FARMLAND | Taxable Total: | 540 |
| 8489000 | SW-4-26-25-4 156.98 Acres | | 100% Alberta School Foundation Fund | | | | |
| | F | LAND | T | 1 | FARMLAND | Taxable Total: | 26,440 |



2020 Assessment Roll (Valuation Date 1-July, 2020) 2021 Taxation Year, Wheatland County

Assessment Year: 2020
Tax Year: 2021

| Roll | Legal Address | | | | | | | | | | Total | |
|---------|-------------------------------------|---------------------|--------------|---|------------------|---------------------------------|--|----------------|--|---------|----------------|---------|
| | 100% Alberta School Foundation Fund | | | | | | | | | | | |
| 8490000 | NE-5-26-25-4 | | 157.01 Acres | | | | | | | | | |
| | F | LAND | | T | 1 | FARMLAND | | Taxable Total: | | 23,430 | | |
| | 100% Alberta School Foundation Fund | | | | | | | | | | | |
| 8490010 | 0310704 1 1 NE-5-26-25-4 | | 2.99 Acres | | NE Corner | | | | | | | |
| | 260082 RGE RD 254 | | | | | | | | | | | |
| | R | LAND & IMPROVEMENTS | | T | 103 | RESIDENTIAL LAND & IMPROVEMENTS | | Taxable Total: | | 262,200 | | |
| | 100% Alberta School Foundation Fund | | | | | | | | | | | |
| 8491000 | NW-5-26-25-4 | | 157.00 Acres | | | | | | | | | |
| | 260055 RGE RD 255 | | | | | | | | | | | |
| | F | LAND | | T | 1 | FARMLAND | | Taxable Total: | | 29,090 | | |
| | 100% Alberta School Foundation Fund | | | | | | | | | | | |
| 8491010 | 0113577 1 1 NW-5-26-25-4 | | 2.99 Acres | | NORTHWEST CORNER | | | | | | | |
| | 260079 RGE RD 255 | | | | | | | | | | | |
| | R | LAND & IMPROVEMENTS | | T | 103 | RESIDENTIAL LAND & IMPROVEMENTS | | Taxable Total: | | 216,700 | | |
| | 100% Alberta School Foundation Fund | | | | | | | | | | | |
| 8492000 | SE-5-26-25-4 | | 160.00 Acres | | | | | | | | | |
| | 254016 TWP RD 260 | | | | | | | | | | | |
| | F | LAND & IMPROVEMENTS | | T | 1 | FARMLAND | | | | 29,350 | | |
| | R | | | T | 103 | RESIDENTIAL LAND & IMPROVEMENTS | | | | 411,320 | | |
| | | | | | | | | | | | Taxable Total: | 440,670 |
| | R | | | E | 901 | RURAL RESIDENCE EXEMPTION (RAP) | | | | 43,900 | | |
| | R | | | E | 903 | FARM BUILDING EXEMPT | | | | 7,380 | | |
| | 100% Alberta School Foundation Fund | | | | | | | | | | Exempt Total: | 51,280 |
| | | | | | | | | | | | Totals: | 491,950 |
| 8493000 | SW-5-26-25-4 | | 157.00 Acres | | | | | | | | | |
| | 260035A RGE RD 255 | | | | | | | | | | | |
| | F | LAND & IMPROVEMENTS | | T | 1 | FARMLAND | | | | 25,140 | | |
| | R | | | T | 103 | RESIDENTIAL LAND & IMPROVEMENTS | | | | 371,360 | | |
| | | | | | | | | | | | Taxable Total: | 396,500 |
| | R | | | E | 901 | RURAL RESIDENCE EXEMPTION (RAP) | | | | 25,140 | | |
| | 100% Alberta School Foundation Fund | | | | | | | | | | Totals: | 421,640 |
| 8493010 | 9110554 1 SW-5-26-25-4 | | 3.00 Acres | | Southwest Corner | | | | | | | |
| | 260005 RGE RD 255 | | | | | | | | | | | |
| | R | LAND & IMPROVEMENTS | | T | 103 | RESIDENTIAL LAND & IMPROVEMENTS | | Taxable Total: | | 302,500 | | |



2020 Assessment Roll (Valuation Date 1-July, 2020) 2021 Taxation Year, Wheatland County

Assessment Year: 2020
Tax Year: 2021

| Roll | Legal Address | | | | | | | | | | Total |
|---|-------------------------------------|---------------------|--------------|------------|-----|--------------------------------------|--|----------------|--|---------|---------|
| | 100% Alberta School Foundation Fund | | | | | | | | | | |
| 8494000 | NE-6-26-25-4 | | 157.00 Acres | | | | | | | | |
| | F | LAND | | T | 1 | FARMLAND | | Taxable Total: | | 31,590 | |
| 100% Alberta School Foundation Fund | | | | | | | | | | | |
| 8494010 | 0714183 1 1 | NE-6-26-25-4 | | 3.00 Acres | | NORTHEAST CORNER | | | | | |
| | F | LAND | | T | 1 | FARMLAND | | Taxable Total: | | 400 | |
| 50% The Golden Hills Reg. Div. 15 50% Christ The Redeemer Reg. 3 | | | | | | | | | | | |
| 8495000 | NW-6-26-25-4 | | 160.00 Acres | | | | | | | | |
| | F | LAND | | T | 1 | FARMLAND | | Taxable Total: | | 33,760 | |
| 100% Alberta School Foundation Fund | | | | | | | | | | | |
| 8496000 | SE-6-26-25-4 | | 156.73 Acres | | | | | | | | |
| | F | LAND | | T | 1 | FARMLAND | | Taxable Total: | | 30,200 | |
| 100% Alberta School Foundation Fund | | | | | | | | | | | |
| 8496010 | 1010656 3 1 | SE-6-26-25-4 | | 3.27 Acres | | NE CORNER | | | | | |
| | 260040 RGE RD 255 | | | | | | | | | | |
| | R | LAND & IMPROVEMENTS | | T | 103 | RESIDENTIAL LAND & IMPROVEMENTS | | Taxable Total: | | 641,200 | |
| 100% Alberta School Foundation Fund | | | | | | | | | | | |
| 8497000 | SW-6-26-25-4 | | 156.00 Acres | | | | | | | | |
| | F | LAND | | T | 1 | FARMLAND | | Taxable Total: | | 33,090 | |
| 100% Alberta School Foundation Fund | | | | | | | | | | | |
| 8497010 | 0714177 2 1 | SW-6-26-25-4 | | 3.44 Acres | | SOUTHWEST CORNER Dog Kennels | | | | | |
| | 255076 TWP RD 260 | | | | | | | | | | |
| | R | LAND & IMPROVEMENTS | | T | 103 | RESIDENTIAL LAND & IMPROVEMENTS | | | | 496,730 | |
| | NR | | | T | 105 | NON-RESEIDENTIAL LAND & IMPROVEMENTS | | | | 23,170 | |
| 100% Alberta School Foundation Fund | | | | | | | | | | | |
| | Taxable Total: | | | | | | | | | | 519,900 |
| 8498000 | NE-7-26-25-4 | | 160.00 Acres | | | | | | | | |
| | 255041 TWP RD 262 | | | | | | | | | | |
| | F | LAND | | T | 1 | FARMLAND | | Taxable Total: | | 28,420 | |
| 100% Alberta School Foundation Fund | | | | | | | | | | | |



2020 Assessment Roll (Valuation Date 1-July, 2020) 2021 Taxation Year, Wheatland County

Assessment Year: 2020
Tax Year: 2021

| Roll | Legal Address | | | | | | Total |
|---------|------------------------------------|--------------|------------------|-------------------------------------|----------------|--|---------|
| 8499000 | NW-7-26-25-4 | 160.00 Acres | | | | | |
| | F LAND | | T 1 | FARMLAND | Taxable Total: | | 24,910 |
| | | | | 100% Alberta School Foundation Fund | | | |
| 8500000 | SE-7-26-25-4 | 160.00 Acres | | | | | |
| | F LAND | | T 1 | FARMLAND | Taxable Total: | | 30,550 |
| | | | | 100% Alberta School Foundation Fund | | | |
| 8501000 | SW-7-26-25-4 | 160.00 Acres | | | | | |
| | F LAND | | T 1 | FARMLAND | Taxable Total: | | 29,780 |
| | | | | 100% Alberta School Foundation Fund | | | |
| 8502000 | NE-8-26-25-4 | 160.00 Acres | | | | | |
| | F LAND | | T 1 | FARMLAND | Taxable Total: | | 28,460 |
| | | | | 100% Alberta School Foundation Fund | | | |
| 8503000 | NW-8-26-25-4 | 160.00 Acres | | | | | |
| | F LAND | | T 1 | FARMLAND | Taxable Total: | | 28,890 |
| | | | | 100% Alberta School Foundation Fund | | | |
| 8504000 | SE-8-26-25-4 | 160.00 Acres | | | | | |
| | F LAND | | T 1 | FARMLAND | Taxable Total: | | 17,890 |
| | | | | 100% Alberta School Foundation Fund | | | |
| 8505000 | SW-8-26-25-4 | 140.00 Acres | | | | | |
| | F LAND | | T 1 | FARMLAND | Taxable Total: | | 22,700 |
| | | | | 100% Alberta School Foundation Fund | | | |
| 8505010 | 9511375 1 SW-8-26-25-4 20.00 Acres | | Southwest Corner | | | | |
| | 261003 RGE RD 255 | | | | | | |
| | F LAND & IMPROVEMENTS | | T 1 | FARMLAND | | | 2,290 |
| | R | | T 103 | RESIDENTIAL LAND & IMPROVEMENTS | | | 476,310 |
| | | | | | Taxable Total: | | 478,600 |
| | R | | E 901 | RURAL RESIDENCE EXEMPTION (RAP) | | | 2,290 |
| | R | | E 903 | FARM BUILDING EXEMPT | | | 379,000 |
| | | | | | Exempt Total: | | 381,290 |



2020 Assessment Roll (Valuation Date 1-July, 2020) 2021 Taxation Year, Wheatland County

Assessment Year: 2020
Tax Year: 2021

| Roll | Legal Address | 100% Alberta School Foundation Fund | | | | Total |
|---------|---|-------------------------------------|---------------------------------|--|---------------|---------|
| | | | | | Totals: | 859,890 |
| 8506000 | NE-9-26-25-4 108.57 Acres 261076 RGE RD 253 | South of Road | | | | |
| | F LAND & IMPROVEMENTS | T 1 | FARMLAND | | 15,590 | |
| | R | T 103 | RESIDENTIAL LAND & IMPROVEMENTS | | 283,530 | |
| | | Taxable Total: | | | | 299,120 |
| | R | E 901 | RURAL RESIDENCE EXEMPTION (RAP) | | 30,770 | |
| | | 100% Christ The Redeemer Reg. 3 | | | | |
| | | | | | Totals: | 329,890 |
| 8507000 | 7610022 1 NE-9-26-25-4 21.71 Acres 253066 TWP RD 262 | North of Road | | | | |
| | F LAND & IMPROVEMENTS | T 1 | FARMLAND | | 1,100 | |
| | R | T 103 | RESIDENTIAL LAND & IMPROVEMENTS | | 452,500 | |
| | | Taxable Total: | | | | 453,600 |
| | R | E 901 | RURAL RESIDENCE EXEMPTION (RAP) | | 1,100 | |
| | | 100% Alberta School Foundation Fund | | | | |
| | | | | | Totals: | 454,700 |
| 8507010 | 9510898 1 1 NE-9-26-25-4 14.18 Acres 253010 TWP RD 262 | Northeast Prtn South of Lake | | | | |
| | R LAND & IMPROVEMENTS | T 103 | RESIDENTIAL LAND & IMPROVEMENTS | | 412,800 | |
| | | 100% Alberta School Foundation Fund | | | | |
| 8508000 | 7610022 R1 NE-9-26-25-4 1.93 Acres | | | | | |
| | NR LAND | E 157 | PUBLIC PARKS EXEMPT | | 27,520 | |
| | | 100% Alberta School Foundation Fund | | | | |
| 8509000 | NW-9-26-25-4 129.52 Acres | Southwest of Road | | | | |
| | F LAND | T 1 | FARMLAND | | 23,650 | |
| | | 100% Christ The Redeemer Reg. 3 | | | | |
| 8509010 | 0313209 2 1 NW-9-26-25-4 13.39 Acres 261047 RGE RD 254 | SW Corner | | | | |
| | F LAND & IMPROVEMENTS | T 1 | FARMLAND | | 1,260 | |
| | R | T 103 | RESIDENTIAL LAND & IMPROVEMENTS | | 463,440 | |
| | | Taxable Total: | | | | 464,700 |
| | R | E 901 | RURAL RESIDENCE EXEMPTION (RAP) | | 1,260 | |
| | R | E 903 | FARM BUILDING EXEMPT | | 50,780 | |
| | | 100% Alberta School Foundation Fund | | | | |
| | | | | | Exempt Total: | 52,040 |
| | | | | | Totals: | 516,740 |



2020 Assessment Roll (Valuation Date 1-July, 2020)
2021 Taxation Year, Wheatland County

Assessment Year: 2020
Tax Year: 2021

| Roll | Legal Address | | | | Total |
|---------|---------------|--------------|-------------------------------------|----------------|--------|
| 8510000 | SE-9-26-25-4 | 80.00 Acres | | North Half | |
| | F LAND | | T 1 FARMLAND | Taxable Total: | 14,150 |
| | | | 100% Christ The Redeemer Reg. 3 | | |
| 8511000 | SE-9-26-25-4 | 80.00 Acres | | South Half | |
| | F LAND | | T 1 FARMLAND | Taxable Total: | 12,390 |
| | | | 100% Christ The Redeemer Reg. 3 | | |
| 8512000 | SW-9-26-25-4 | 160.00 Acres | | | |
| | F LAND | | T 1 FARMLAND | Taxable Total: | 28,840 |
| | | | 100% Alberta School Foundation Fund | | |
| 8513000 | NE-10-26-25-4 | 159.00 Acres | | | |
| | F LAND | | T 1 FARMLAND | Taxable Total: | 28,230 |
| | | | 100% Alberta School Foundation Fund | | |
| 8514000 | NW-10-26-25-4 | 159.81 Acres | | | |
| | F LAND | | T 1 FARMLAND | Taxable Total: | 27,120 |
| | | | 100% Alberta School Foundation Fund | | |
| 8515000 | SE-10-26-25-4 | 159.00 Acres | | | |
| | F LAND | | T 1 FARMLAND | Taxable Total: | 26,870 |
| | | | 100% Alberta School Foundation Fund | | |
| 8516000 | SW-10-26-25-4 | 160.00 Acres | | | |
| | F LAND | | T 1 FARMLAND | Taxable Total: | 27,140 |
| | | | 100% Alberta School Foundation Fund | | |
| 8517000 | NE-11-26-25-4 | 160.00 Acres | | | |
| | F LAND | | T 1 FARMLAND | Taxable Total: | 26,820 |
| | | | 100% Christ The Redeemer Reg. 3 | | |
| 8518000 | NW-11-26-25-4 | 138.43 Acres | | | |
| | F LAND | | T 1 FARMLAND | Taxable Total: | 25,130 |



2020 Assessment Roll (Valuation Date 1-July, 2020) 2021 Taxation Year, Wheatland County

Assessment Year: 2020
Tax Year: 2021

| Roll | Legal Address | | | | | Total |
|---------|--|---------------------|--|---|-------------------------------------|---------|
| 8518010 | 100% Alberta School Foundation Fund | | | | | |
| | 8810790 1 NW-11-26-25-4 16.01 Acres Northwest Corner | | | | | |
| | 251061 TWP RD 262 | | | | | |
| | F | LAND & IMPROVEMENTS | | T | 1 FARMLAND | 1,400 |
| | R | | | T | 103 RESIDENTIAL LAND & IMPROVEMENTS | 253,900 |
| | Taxable Total: | | | | | 255,300 |
| | R | | | E | 901 RURAL RESIDENCE EXEMPTION (RAP) | 1,400 |
| | 100% Alberta School Foundation Fund | | | | | |
| | Totals: | | | | | 256,700 |
| 8518020 | 9812330 NW-11-26-25-4 5.56 Acres WEATHER STATION SW CORNER | | | | | |
| | NR | LAND & IMPROVEMENTS | | G | 174 FEDERAL GIL NON-RESIDENTIAL | 239,600 |
| | NR | | | E | 150 CROWN LAND & IMPR. EXEMPT | 23,620 |
| | 100% Alberta School Foundation Fund | | | | | |
| | Totals: | | | | | 263,220 |
| 8519000 | SE-11-26-25-4 160.00 Acres | | | | | |
| | F | LAND | | T | 1 FARMLAND | |
| | 100% Alberta School Foundation Fund | | | | | |
| | Taxable Total: | | | | | 29,350 |
| 8520000 | SW-11-26-25-4 160.00 Acres | | | | | |
| | F | LAND | | T | 1 FARMLAND | |
| | 100% Alberta School Foundation Fund | | | | | |
| | Taxable Total: | | | | | 27,040 |
| 8521000 | NE-12-26-25-4 155.67 Acres | | | | | |
| | F | LAND | | T | 1 FARMLAND | |
| | 100% Alberta School Foundation Fund | | | | | |
| | Taxable Total: | | | | | 19,160 |
| 8522000 | NW-12-26-25-4 157.04 Acres | | | | | |
| | F | LAND | | T | 1 FARMLAND | |
| | 100% Alberta School Foundation Fund | | | | | |
| | Taxable Total: | | | | | 17,120 |
| 8523000 | SE-12-26-25-4 153.30 Acres | | | | | |
| | F | LAND | | T | 1 FARMLAND | |
| | 100% Alberta School Foundation Fund | | | | | |
| | Taxable Total: | | | | | 11,760 |
| 8524000 | SW-12-26-25-4 160.00 Acres | | | | | |
| | F | LAND | | T | 1 FARMLAND | |
| | 100% Alberta School Foundation Fund | | | | | |
| | Taxable Total: | | | | | 23,420 |



2020 Assessment Roll (Valuation Date 1-July, 2020) 2021 Taxation Year, Wheatland County

Assessment Year: 2020
Tax Year: 2021

| Roll | Legal Address | | | | | | Total |
|---------|---------------------|--------------|-------------------------------------|--|----------------|---------------------------------|--------|
| | | | 100% Christ The Redeemer Reg. 3 | | | | |
| 8525000 | NE-13-26-25-4 | 158.22 Acres | | | | | |
| | F LAND | | T 1 FARMLAND | | Taxable Total: | | 10,380 |
| | | | 100% Alberta School Foundation Fund | | | | |
| 8526000 | NW-13-26-25-4 | 159.49 Acres | | | | | |
| | F LAND | | T 1 FARMLAND | | Taxable Total: | | 20,360 |
| | | | 100% Alberta School Foundation Fund | | | | |
| 8527000 | NW-13-26-25-4 | 0.05 Acres | | | | SW Corner SW of Abandoned Rlwy | |
| | R LAND | | T 104 RESIDENTIAL VACANT LAND | | Taxable Total: | | 6,600 |
| | | | 100% Alberta School Foundation Fund | | | | |
| 8528000 | SE-13-26-25-4 | 160.00 Acres | | | | | |
| | F LAND | | T 1 FARMLAND | | Taxable Total: | | 22,490 |
| | | | 100% Alberta School Foundation Fund | | | | |
| 8529000 | SW-13-26-25-4 | 96.01 Acres | | | | Northeast of Railway | |
| | F LAND | | T 1 FARMLAND | | Taxable Total: | | 15,200 |
| | | | 100% Alberta School Foundation Fund | | | | |
| 8530000 | SW-13-26-25-4 | 56.70 Acres | | | | Southwest of Railway | |
| | F LAND | | T 1 FARMLAND | | Taxable Total: | | 3,880 |
| | | | 100% Alberta School Foundation Fund | | | | |
| 8530010 | RY372 SW-13-26-25-4 | 7.75 Acres | | | | .46 @ in NW - Abandoned Railway | |
| | F LAND | | T 1 FARMLAND | | Taxable Total: | | 530 |
| | | | 100% Alberta School Foundation Fund | | | | |
| 8531000 | NE-14-26-25-4 | 113.75 Acres | | | | West of Railway | |
| | F LAND | | T 1 FARMLAND | | Taxable Total: | | 17,950 |
| | | | 100% Alberta School Foundation Fund | | | | |
| 8532000 | NE-14-26-25-4 | 39.70 Acres | | | | East of Railway | |



2020 Assessment Roll (Valuation Date 1-July, 2020) 2021 Taxation Year, Wheatland County

Assessment Year: 2020
Tax Year: 2021

| Roll | Legal Address | | | | | | Total |
|---------|---------------|---------------------|--------------|---------------------------------------|---------------------------------|--|---------|
| | F | LAND | | T 1 FARMLAND | Taxable Total: | | 7,170 |
| | | | | 100% Alberta School Foundation Fund | | | |
| 8532010 | RY372 | NE-14-26-25-4 | 7.05 Acres | | .50 @ in NW23-Abandoned Railway | | |
| | F | LAND | | T 1 FARMLAND | Taxable Total: | | 470 |
| | | | | 100% Alberta School Foundation Fund | | | |
| 8533000 | NW-14-26-25-4 | | 160.00 Acres | | | | |
| | F | LAND | | T 1 FARMLAND | Taxable Total: | | 22,660 |
| | | | | 100% Alberta School Foundation Fund | | | |
| 8534000 | SE-14-26-25-4 | | 153.78 Acres | | | | |
| | F | LAND | | T 1 FARMLAND | Taxable Total: | | 17,470 |
| | | | | 100% Alberta School Foundation Fund | | | |
| 8534010 | 0610365 1 1 | SE-14-26-25-4 | 6.22 Acres | | SW PORTION OF LSD 1 | | |
| | | 251014 TWP RD 262 | | | | | |
| | F | LAND & IMPROVEMENTS | | T 1 FARMLAND | | | 290 |
| | R | | | T 103 RESIDENTIAL LAND & IMPROVEMENTS | | | 540,550 |
| | | | | | Taxable Total: | | 540,840 |
| | R | | | E 901 RURAL RESIDENCE EXEMPTION (RAP) | | | 290 |
| | R | | | E 903 FARM BUILDING EXEMPT | | | 30,830 |
| | | | | 100% Alberta School Foundation Fund | Exempt Total: | | 31,120 |
| | | | | | Totals: | | 571,960 |
| 8535000 | SW-14-26-25-4 | | 160.00 Acres | | | | |
| | F | LAND | | T 1 FARMLAND | Taxable Total: | | 13,220 |
| | | | | 100% Alberta School Foundation Fund | | | |
| 8536000 | NE-15-26-25-4 | | 157.00 Acres | | | | |
| | | 262050 RGE RD 252 | | | | | |
| | F | LAND & IMPROVEMENTS | | T 1 FARMLAND | | | 22,990 |
| | R | | | T 103 RESIDENTIAL LAND & IMPROVEMENTS | | | 771,710 |
| | | | | | Taxable Total: | | 794,700 |
| | R | | | E 901 RURAL RESIDENCE EXEMPTION (RAP) | | | 22,990 |
| | | | | 100% The Golden Hills Reg. Div. 15 | Totals: | | 817,690 |
| 8536010 | 9111916 1 | NE-15-26-25-4 | 3.00 Acres | | Southeast Corner | | |
| | | 262042 RGE RD 252 | | | | | |



2020 Assessment Roll (Valuation Date 1-July, 2020) 2021 Taxation Year, Wheatland County

Assessment Year: 2020
Tax Year: 2021

| Roll | Legal Address | | | | | Total |
|---|---------------|---------------------|---|------|---------------------------------|-----------------------|
| 8537000 | R | LAND & IMPROVEMENTS | T | 103 | RESIDENTIAL LAND & IMPROVEMENTS | 358,910 |
| | R | | E | 901 | RURAL RESIDENCE EXEMPTION (RAP) | 49,090 |
| | | | | 100% | Alberta School Foundation Fund | |
| | | | | | Totals: | 408,000 |
| NW-15-26-25-4 160.00 Acres 262069 RGE RD 253 | | | | | | |
| | F | LAND & IMPROVEMENTS | T | 1 | FARMLAND | 24,720 |
| | R | | T | 103 | RESIDENTIAL LAND & IMPROVEMENTS | 363,660 |
| | | | | | Taxable Total: | 388,380 |
| | R | | E | 901 | RURAL RESIDENCE EXEMPTION (RAP) | 61,540 |
| | | | | 100% | Alberta School Foundation Fund | |
| | | | | | Totals: | 449,920 |
| 8538000 SE-15-26-25-4 160.00 Acres | | | | | | |
| | F | LAND | T | 1 | FARMLAND | |
| | | | | 100% | Alberta School Foundation Fund | Taxable Total: 23,970 |
| 8539000 SW-15-26-25-4 160.00 Acres | | | | | | |
| | F | LAND | T | 1 | FARMLAND | |
| | | | | 100% | Alberta School Foundation Fund | Taxable Total: 26,410 |
| 8540000 NE-16-26-25-4 158.00 Acres | | | | | | |
| | F | LAND | T | 1 | FARMLAND | |
| | | | | 100% | Alberta School Foundation Fund | Taxable Total: 25,700 |
| 8541000 NW-16-26-25-4 157.00 Acres | | | | | | |
| | F | LAND | T | 1 | FARMLAND | |
| | | | | 100% | Alberta School Foundation Fund | Taxable Total: 28,490 |
| 8542000 SE-16-26-25-4 104.00 Acres East of Lake | | | | | | |
| | F | LAND | T | 1 | FARMLAND | |
| | | | | 100% | Alberta School Foundation Fund | Taxable Total: 12,730 |
| 8543000 SW-16-26-25-4 141.00 Acres 253074 TWP RD 262 | | | | | | |
| | F | LAND & IMPROVEMENTS | T | 1 | FARMLAND | 9,660 |
| | R | | T | 103 | RESIDENTIAL LAND & IMPROVEMENTS | 424,000 |
| | | | | | Taxable Total: | 433,660 |
| | R | | E | 901 | RURAL RESIDENCE EXEMPTION (RAP) | 38,400 |



2020 Assessment Roll (Valuation Date 1-July, 2020) 2021 Taxation Year, Wheatland County

Assessment Year: 2020
Tax Year: 2021

| Roll | Legal Address | | | | | | Total |
|---------|---------------|---------------------|-------------------------------------|---|-------------------------------------|---------------------------------|---------|
| | | | 100% Alberta School Foundation Fund | | Totals: | | 472,060 |
| 8543010 | 0310367 1 1 | SW-16-26-25-4 | 3.00 Acres | | SW Corner | | |
| | F | LAND | | T | 1 | FARMLAND | 250 |
| | | | | | 100% Alberta School Foundation Fund | Taxable Total: | |
| 8544000 | NE-17-26-25-4 | | 159.53 Acres | | | | |
| | F | LAND | | T | 1 | FARMLAND | 25,720 |
| | | | | | 100% Alberta School Foundation Fund | Taxable Total: | |
| 8545010 | NW-17-26-25-4 | | 118.54 Acres | | | | |
| | | 262049A RGE RD 255 | | | | | |
| | F | LAND & IMPROVEMENTS | | T | 1 | FARMLAND | 18,830 |
| | R | | | T | 103 | RESIDENTIAL LAND & IMPROVEMENTS | 614,270 |
| | | | | | | Taxable Total: | 633,100 |
| | R | | | E | 901 | RURAL RESIDENCE EXEMPTION (RAP) | 18,830 |
| | | | | | 100% Christ The Redeemer Reg. 3 | Totals: | 651,930 |
| 8545020 | NW-17-26-25-4 | | 38.10 Acres | | | South Half LSD 11 & 12 | |
| | | 262049C RGE RD 255 | | | | | |
| | F | LAND & IMPROVEMENTS | | T | 1 | FARMLAND | 3,430 |
| | R | | | T | 103 | RESIDENTIAL LAND & IMPROVEMENTS | 312,710 |
| | | | | | | Taxable Total: | 316,140 |
| | R | | | E | 901 | RURAL RESIDENCE EXEMPTION (RAP) | 3,430 |
| | R | | | E | 903 | FARM BUILDING EXEMPT | 15,100 |
| | | | | | 100% Alberta School Foundation Fund | Exempt Total: | 18,530 |
| | | | | | | Totals: | 334,670 |
| 8546000 | SE-17-26-25-4 | | 160.00 Acres | | | | |
| | F | LAND | | T | 1 | FARMLAND | 26,200 |
| | | | | | 100% Alberta School Foundation Fund | Taxable Total: | |
| 8547000 | SW-17-26-25-4 | | 160.00 Acres | | | | |
| | F | LAND | | T | 1 | FARMLAND | 28,860 |
| | | | | | 100% Alberta School Foundation Fund | Taxable Total: | |
| 8548000 | NE-18-26-25-4 | | 160.00 Acres | | | | |
| | F | LAND | | T | 1 | FARMLAND | 23,380 |



2020 Assessment Roll (Valuation Date 1-July, 2020) 2021 Taxation Year, Wheatland County

Assessment Year: 2020
Tax Year: 2021

| Roll | Legal Address | | | | | | | | | | Total | | | |
|-------------------------------------|-------------------------------------|---------------------|---------------|---|---|--------------------------------------|------------------|--|--|-----------|-----------|--|--|--|
| 8549000 | NW-18-26-25-4 | | 160.00 Acres | | 100% Alberta School Foundation Fund | | | | | | | | | |
| | | | | | | | | | | | | | | |
| | | | | | | | | | | | | | | |
| | F | LAND | | T | 1 | FARMLAND | Taxable Total: | | | 28,740 | | | | |
| 100% Alberta School Foundation Fund | | | | | | | | | | | | | | |
| 8550000 | SE-18-26-25-4 | | 160.00 Acres | | | | | | | | | | | |
| | | | | | | | | | | | | | | |
| | | | | | | | | | | | | | | |
| | F | LAND | | T | 1 | FARMLAND | Taxable Total: | | | 29,660 | | | | |
| 100% Alberta School Foundation Fund | | | | | | | | | | | | | | |
| 8551000 | SW-18-26-25-4 | | 160.00 Acres | | | | | | | | | | | |
| | | | | | | | | | | | | | | |
| | | | | | | | | | | | | | | |
| | F | LAND | | T | 1 | FARMLAND | Taxable Total: | | | 27,780 | | | | |
| 100% Alberta School Foundation Fund | | | | | | | | | | | | | | |
| 8552000 | NE-19-26-25-4 | | 158.00 Acres | | MountainviewColony, Abattoir, Canola, sheds | | | | | | | | | |
| | | | | | 255031 TWP RD 264 | | | | | | | | | |
| | F | LAND & IMPROVEMENTS | | T | 1 | FARMLAND | | | | 12,260 | | | | |
| | ME | | | T | 7 | MACHINERY & EQUIPMENT | | | | 145,350 | | | | |
| | R | | | T | 103 | RESIDENTIAL LAND & IMPROVEMENTS | | | | 3,458,070 | | | | |
| | NR | | | T | 105 | NON-RESEIDENTIAL LAND & IMPROVEMENTS | | | | 1,147,010 | | | | |
| | | | | | | | Taxable Total: | | | 4,762,690 | | | | |
| | R | | | E | 901 | RURAL RESIDENCE EXEMPTION (RAP) | | | | 707,710 | | | | |
| | R | | | E | 903 | FARM BUILDING EXEMPT | | | | 1,393,730 | | | | |
| | 100% Alberta School Foundation Fund | | | | | | Exempt Total: | | | 2,101,440 | | | | |
| Totals: | | | | | | | | | | | 6,864,130 | | | |
| 8552010 | 9412601 1 | | NE-19-26-25-4 | | 2.00 Acres | | Northeast Corner | | | | | | | |
| | | | | | | | | | | | | | | |
| | | | | | | | | | | | | | | |
| | F | LAND | | T | 1 | FARMLAND | Taxable Total: | | | 160 | | | | |
| 100% Alberta School Foundation Fund | | | | | | | | | | | | | | |
| 8553000 | NW-19-26-25-4 | | 160.00 Acres | | | | | | | | | | | |
| | | | | | | | | | | | | | | |
| | | | | | | | | | | | | | | |
| | F | LAND | | T | 1 | FARMLAND | Taxable Total: | | | 25,260 | | | | |
| 100% Alberta School Foundation Fund | | | | | | | | | | | | | | |
| 8554000 | SE-19-26-25-4 | | 160.00 Acres | | | | | | | | | | | |
| | | | | | | | | | | | | | | |
| | | | | | | | | | | | | | | |
| | F | LAND | | T | 1 | FARMLAND | Taxable Total: | | | 12,110 | | | | |
| 100% Alberta School Foundation Fund | | | | | | | | | | | | | | |



2020 Assessment Roll (Valuation Date 1-July, 2020)
2021 Taxation Year, Wheatland County

Assessment Year: 2020
Tax Year: 2021

| Roll | Legal Address | Total |
|---------|--|-------|
| 8555000 | SW-19-26-25-4 160.00 Acres | |
| | F LAND T 1 FARMLAND Taxable Total: 23,620 100% Alberta School Foundation Fund | |
| 8556000 | NE-20-26-25-4 160.00 Acres | |
| | F LAND T 1 FARMLAND Taxable Total: 27,560 100% Alberta School Foundation Fund | |
| 8557000 | NW-20-26-25-4 160.00 Acres | |
| | F LAND T 1 FARMLAND Taxable Total: 28,260 100% Alberta School Foundation Fund | |
| 8558000 | SE-20-26-25-4 160.00 Acres | |
| | F LAND T 1 FARMLAND Taxable Total: 24,390 100% Alberta School Foundation Fund | |
| 8559000 | SW-20-26-25-4 160.00 Acres | |
| | F LAND T 1 FARMLAND Taxable Total: 26,320 100% Alberta School Foundation Fund | |
| 8560000 | NE-21-26-25-4 160.00 Acres | |
| | F LAND T 1 FARMLAND Taxable Total: 28,520 100% Alberta School Foundation Fund | |
| 8561000 | NW-21-26-25-4 160.00 Acres | |
| | F LAND T 1 FARMLAND Taxable Total: 24,140 100% Alberta School Foundation Fund | |
| 8562000 | SE-21-26-25-4 160.00 Acres | |
| | F LAND T 1 FARMLAND Taxable Total: 26,980 100% Alberta School Foundation Fund | |
| 8563000 | SW-21-26-25-4 160.00 Acres | |
| | F LAND T 1 FARMLAND Taxable Total: 26,990 | |



2020 Assessment Roll (Valuation Date 1-July, 2020) 2021 Taxation Year, Wheatland County

Assessment Year: 2020
Tax Year: 2021

| Roll | Legal Address | | | | | | Total |
|---------|---------------------------------|------|-------------------------------------|---|----------|----------------|--------|
| 8564000 | NE-22-26-25-4 123.00 Acres | | 100% Alberta School Foundation Fund | | | | |
| | F | LAND | T | 1 | FARMLAND | Taxable Total: | 8,670 |
| 8564010 | RY372 N -22-26-25-4 13.83 Acres | | 100% Christ The Redeemer Reg. 3 | | | | |
| | F | LAND | T | 1 | FARMLAND | Taxable Total: | 950 |
| 8565000 | NW-22-26-25-4 152.97 Acres | | 100% Alberta School Foundation Fund | | | | |
| | F | LAND | T | 1 | FARMLAND | Taxable Total: | 11,700 |
| 8566000 | SE-22-26-25-4 160.00 Acres | | 100% Christ The Redeemer Reg. 3 | | | | |
| | F | LAND | T | 1 | FARMLAND | Taxable Total: | 12,880 |
| 8567000 | SW-22-26-25-4 160.00 Acres | | 100% Alberta School Foundation Fund | | | | |
| | F | LAND | T | 1 | FARMLAND | Taxable Total: | 13,020 |
| 8568000 | NE-23-26-25-4 159.82 Acres | | 100% Alberta School Foundation Fund | | | | |
| | F | LAND | T | 1 | FARMLAND | Taxable Total: | 10,330 |
| 8569000 | NW-23-26-25-4 137.42 Acres | | 100% Alberta School Foundation Fund | | | | |
| | F | LAND | T | 1 | FARMLAND | Taxable Total: | 9,460 |
| 8570000 | SE-23-26-25-4 139.46 Acres | | 100% Alberta School Foundation Fund | | | | |
| | F | LAND | T | 1 | FARMLAND | Taxable Total: | 13,520 |
| 8571000 | SE-23-26-25-4 15.80 Acres | | 100% Christ The Redeemer Reg. 3 | | | | |
| | | | Southwest of Railway | | | | |



2020 Assessment Roll (Valuation Date 1-July, 2020) 2021 Taxation Year, Wheatland County

Assessment Year: 2020
Tax Year: 2021

| Roll | Legal Address | | | | | | Total |
|---------|---------------|---------------|--------------|--|---|--------------------------------|--------|
| | F | LAND | | | T 1 FARMLAND 100% Alberta School Foundation Fund | Taxable Total: | 2,040 |
| 8571010 | RY372 | SE-23-26-25-4 | 4.74 Acres | | | ABANDONED RAILWAY LINE & EXTRA | |
| | R | LAND | | | T 104 RESIDENTIAL VACANT LAND 100% Alberta School Foundation Fund | Taxable Total: | 25,900 |
| 8572000 | SW-23-26-25-4 | | 120.00 Acres | | | SW of Railway Right-of-Way | |
| | F | LAND | | | T 1 FARMLAND 100% Alberta School Foundation Fund | Taxable Total: | 18,170 |
| 8573000 | SW-23-26-25-4 | | 32.00 Acres | | | Northeast of Railway | |
| | F | LAND | | | T 1 FARMLAND 100% Christ The Redeemer Reg. 3 | Taxable Total: | 3,160 |
| 8573010 | RY372 | SW-23-26-25-4 | 8.00 Acres | | | Railway & Extra Right of Way | |
| | F | LAND | | | T 1 FARMLAND 100% Alberta School Foundation Fund | Taxable Total: | 640 |
| 8574000 | NE-24-26-25-4 | | 159.60 Acres | | | | |
| | F | LAND | | | T 1 FARMLAND 100% Alberta School Foundation Fund | Taxable Total: | 29,380 |
| 8575000 | NW-24-26-25-4 | | 145.90 Acres | | | | |
| | F | LAND | | | T 1 FARMLAND 100% Alberta School Foundation Fund | Taxable Total: | 12,910 |
| 8576000 | SE-24-26-25-4 | | 138.90 Acres | | | | |
| | F | LAND | | | T 1 FARMLAND 100% Alberta School Foundation Fund | Taxable Total: | 10,000 |
| 8576010 | 7 | SE-24-26-25-4 | 3.10 Acres | | | N.W. CORNER LSD 7 | |
| | NR | LAND | | | E 167 WESTERN IRRIGATION DIST EXEMPT 100% Alberta School Foundation Fund | Exempt Total: | 3,310 |



2020 Assessment Roll (Valuation Date 1-July, 2020) 2021 Taxation Year, Wheatland County

Assessment Year: 2020
Tax Year: 2021

| Roll | Legal Address | Total |
|---------|--|-------|
| 8576020 | IRR425 RW 26 AL-24-26-25-4 33.40 Acres 18.0aSE;0.9aSW;14.1aNW;0.4aNE | |
| | NR LAND E 167 WESTERN IRRIGATION DIST EXEMPT Exempt Total: 35,630 100% Alberta School Foundation Fund | |
| 8577000 | SW-24-26-25-4 159.10 Acres | |
| | F LAND T 1 FARMLAND Taxable Total: 7,490 100% Alberta School Foundation Fund | |
| 8578000 | NE-25-26-25-4 160.00 Acres 264070 RGE RD 250 | |
| | F LAND & IMPROVEMENTS T 1 FARMLAND 10,490 R T 103 RESIDENTIAL LAND & IMPROVEMENTS 297,680 Taxable Total: 308,170 | |
| | R E 901 RURAL RESIDENCE EXEMPTION (RAP) 30,770 | |
| | R E 903 FARM BUILDING EXEMPT 9,650 100% Christ The Redeemer Reg. 3 Exempt Total: 40,420 | |
| | Totals: 348,590 | |
| 8579000 | NW-25-26-25-4 160.00 Acres | |
| | F LAND T 1 FARMLAND Taxable Total: 12,740 100% Alberta School Foundation Fund | |
| 8580000 | SE-25-26-25-4 160.00 Acres | |
| | F LAND T 1 FARMLAND Taxable Total: 30,410 100% Alberta School Foundation Fund | |
| 8581000 | SW-25-26-25-4 153.76 Acres | |
| | F LAND T 1 FARMLAND Taxable Total: 26,620 100% Alberta School Foundation Fund | |
| 8581010 | IRR425 RW 26 SW-25-26-25-4 4.22 Acres S.W. CORNER LSD 4 | |
| | NR LAND E 167 WESTERN IRRIGATION DIST EXEMPT Exempt Total: 34,660 100% Alberta School Foundation Fund | |
| 8582000 | NE-36-26-25-4 155.92 Acres 265046 RGE RD 250 | |
| | F LAND & IMPROVEMENTS T 1 FARMLAND 11,790 | |



2020 Assessment Roll (Valuation Date 1-July, 2020) 2021 Taxation Year, Wheatland County

Assessment Year: 2020
Tax Year: 2021

| Roll | Legal Address | | | | | Total |
|---------|---------------|---------------------|---|------|---------------------------------|---------|
| | R | | T | 103 | RESIDENTIAL LAND & IMPROVEMENTS | 332,990 |
| | | | | | Taxable Total: | 344,780 |
| | R | | E | 901 | RURAL RESIDENCE EXEMPTION (RAP) | 61,540 |
| | R | | E | 903 | FARM BUILDING EXEMPT | 25,570 |
| | | | | 100% | Alberta School Foundation Fund | 87,110 |
| | | | | | Exempt Total: | 87,110 |
| | | | | | Totals: | 431,890 |
| 8583000 | NW-36-26-25-4 | 154.20 Acres | | | | |
| | F | LAND | T | 1 | FARMLAND | |
| | | | | 100% | Alberta School Foundation Fund | |
| | | | | | Taxable Total: | 23,600 |
| 8584000 | SE-36-26-25-4 | 160.00 Acres | | | | |
| | F | LAND | T | 1 | FARMLAND | |
| | | | | 100% | Alberta School Foundation Fund | |
| | | | | | Taxable Total: | 9,830 |
| 8585000 | SW-36-26-25-4 | 160.00 Acres | | | | |
| | F | LAND | T | 1 | FARMLAND | |
| | | | | 100% | Alberta School Foundation Fund | |
| | | | | | Taxable Total: | 12,880 |
| 8586000 | NE-19-21-26-4 | 156.00 Acres | | | | |
| | F | LAND | T | 1 | FARMLAND | |
| | | | | 100% | Alberta School Foundation Fund | |
| | | | | | Taxable Total: | 26,460 |
| 8587000 | NW-19-21-26-4 | 158.42 Acres | | | | |
| | F | LAND | T | 1 | FARMLAND | |
| | | | | 100% | Alberta School Foundation Fund | |
| | | | | | Taxable Total: | 31,740 |
| 8588000 | SE-19-21-26-4 | 28.00 Acres | | | | |
| | | | | | North of River | |
| | F | LAND | T | 1 | FARMLAND | |
| | | | | 100% | Alberta School Foundation Fund | |
| | | | | | Taxable Total: | 1,280 |
| 8589000 | SW-19-21-26-4 | 52.32 Acres | | | | |
| | | 213037 RGE RD 270 | | | North of River | |
| | F | LAND & IMPROVEMENTS | T | 1 | FARMLAND | 3,950 |
| | R | | T | 103 | RESIDENTIAL LAND & IMPROVEMENTS | 330,260 |
| | | | | | Taxable Total: | 334,210 |
| | R | | E | 901 | RURAL RESIDENCE EXEMPTION (RAP) | 61,540 |
| | | | | | Totals: | 395,750 |



2020 Assessment Roll (Valuation Date 1-July, 2020) 2021 Taxation Year, Wheatland County

Assessment Year: 2020
Tax Year: 2021

| Roll | Legal Address | 100% Alberta School Foundation Fund | | | | Total |
|---------|--------------------------------------|-------------------------------------|---------------------------------------|-------------------------------|--|---------|
| 8590000 | 9910871 1 NE-20-21-26-4 159.14 Acres | | | | | |
| | F LAND | T 1 | FARMLAND | Taxable Total: | | 13,540 |
| | | | 100% Alberta School Foundation Fund | | | |
| 8591000 | NW-20-21-26-4 153.00 Acres | | | | | |
| | F LAND | T 1 | FARMLAND | Taxable Total: | | 34,070 |
| | | | 100% Alberta School Foundation Fund | | | |
| 8592000 | SE-20-21-26-4 38.00 Acres | | | North of River | | |
| | F LAND | T 1 | FARMLAND | Taxable Total: | | 1,200 |
| | | | 100% Alberta School Foundation Fund | | | |
| 8593000 | SW-20-21-26-4 15.00 Acres | | | Northwest & Northeast Corners | | |
| | F LAND | T 1 | FARMLAND | Taxable Total: | | 490 |
| | | | 100% Alberta School Foundation Fund | | | |
| 8594000 | NW-21-21-26-4 39.00 Acres | | | CONSOLIDATE 2021 TO R#8615010 | | |
| | F LAND | T 1 | FARMLAND | Taxable Total: | | 960 |
| | | | 100% Alberta School Foundation Fund | | | |
| 8595000 | NE-22-21-26-4 27.00 Acres | | | Northeast of River | | |
| | F LAND | T 1 | FARMLAND | Taxable Total: | | 870 |
| | | | 100% Alberta School Foundation Fund | | | |
| 8596000 | NE-23-21-26-4 134.00 Acres | | | North of River | | |
| | 214014 RGE RD 261 | | | | | |
| | F LAND & IMPROVEMENTS | T 1 | FARMLAND | | | 10,910 |
| | R | T 101 | RESIDENTIAL IMPROVEMENT NIL RAP ALLOW | | | 24,800 |
| | R | T 103 | RESIDENTIAL LAND & IMPROVEMENTS | | | 464,900 |
| | NR | T 105 | NON-RESEIDENTIAL LAND & IMPROVEMENTS | | | 177,140 |
| | | | | Taxable Total: | | 677,750 |
| | R | E 901 | RURAL RESIDENCE EXEMPTION (RAP) | | | 61,540 |
| | R | E 903 | FARM BUILDING EXEMPT | | | 59,030 |
| | | | 100% Alberta School Foundation Fund | Exempt Total: | | 120,570 |
| | | | | Totals: | | 798,320 |



2020 Assessment Roll (Valuation Date 1-July, 2020) 2021 Taxation Year, Wheatland County

Assessment Year: 2020
Tax Year: 2021

| Roll | Legal Address | | | | | | Total |
|---------|-------------------|---------------------------|---|-----|---------------------------------|----------------|---------|
| 8597000 | NW-23-21-26-4 | 129.00 Acres | | | | | |
| | 214019 RGE RD 262 | | | | | | |
| | F | LAND & IMPROVEMENTS | T | 1 | FARMLAND | | 4,850 |
| | R | | T | 103 | RESIDENTIAL LAND & IMPROVEMENTS | | 861,290 |
| | | | Taxable Total: | | | | 866,140 |
| | R | | E | 901 | RURAL RESIDENCE EXEMPTION (RAP) | | 17,110 |
| | | | 100% Alberta School Foundation Fund | | | | |
| | | | Totals: | | | | 883,250 |
| 8598000 | NW-24-21-26-4 | 17.56 Acres | Northwest of River | | | | |
| | F | LAND | T | 1 | FARMLAND | Taxable Total: | 2,510 |
| | | | 100% Alberta School Foundation Fund | | | | |
| 8598010 | 1211840 1 1 | NW-24-21-26-4 7.44 Acres | NORTHWEST CORNER Jamieson's Place Medicine Wheel | | | | |
| | NR | LAND | E | 154 | PROVINCIAL EXEMPT | Exempt Total: | 204,160 |
| | | | 100% Alberta School Foundation Fund | | | | |
| 8599000 | NE-25-21-26-4 | 160.00 Acres | | | | | |
| | F | LAND | T | 1 | FARMLAND | Taxable Total: | 24,710 |
| | | | 100% Alberta School Foundation Fund | | | | |
| 8600000 | NW-25-21-26-4 | 160.00 Acres | | | | | |
| | F | LAND | T | 1 | FARMLAND | Taxable Total: | 45,210 |
| | | | 100% Alberta School Foundation Fund | | | | |
| 8601000 | SE-25-21-26-4 | 110.00 Acres | | | | | |
| | F | LAND | T | 1 | FARMLAND | Taxable Total: | 5,430 |
| | | | 100% Alberta School Foundation Fund | | | | |
| 8602000 | SW-25-21-26-4 | 87.30 Acres | NORTHWESTERLY PORTION | | | | |
| | F | LAND | T | 1 | FARMLAND | Taxable Total: | 21,560 |
| | | | 100% Alberta School Foundation Fund | | | | |
| 8602500 | 1211840 2 1 | SW-25-21-26-4 66.97 Acres | S.E. PART WITHIN LSD 11,12,14 Jamieson's Place Medicine Wheel | | | | |
| | NR | LAND | E | 154 | PROVINCIAL EXEMPT | Exempt Total: | 483,730 |
| | | | 100% Alberta School Foundation Fund | | | | |



2020 Assessment Roll (Valuation Date 1-July, 2020) 2021 Taxation Year, Wheatland County

Assessment Year: 2020
Tax Year: 2021

| Roll | Legal Address | Total |
|---------|--|-------|
| 8603000 | NE-26-21-26-4 157.00 Acres | |
| | F LAND T 1 FARMLAND Taxable Total: 42,600 | |
| | 100% Alberta School Foundation Fund | |
| 8603010 | 9512381 1 NE-26-21-26-4 3.00 Acres Northeast corner Sew Delicious 214080 RGE RD 261 | |
| | R LAND & IMPROVEMENTS T 103 RESIDENTIAL LAND & IMPROVEMENTS 461,510 | |
| | NR T 105 NON-RESEDENTIAL LAND & IMPROVEMENTS 139,590 | |
| | 100% Alberta School Foundation Fund Taxable Total: 601,100 | |
| 8604000 | NW-26-21-26-4 160.00 Acres | |
| | F LAND T 1 FARMLAND Taxable Total: 43,320 | |
| | 100% Alberta School Foundation Fund | |
| 8605000 | SE-26-21-26-4 160.00 Acres | |
| | F LAND T 1 FARMLAND Taxable Total: 38,950 | |
| | 100% Alberta School Foundation Fund | |
| 8606000 | SW-26-21-26-4 63.98 Acres S of Irrig Canal & N of Hillsd 214021 RGE RD 262 | |
| | F LAND & IMPROVEMENTS T 1 FARMLAND 10,260 | |
| | R T 103 RESIDENTIAL LAND & IMPROVEMENTS 317,410 | |
| | Taxable Total: 327,670 | |
| | R E 901 RURAL RESIDENCE EXEMPTION (RAP) 61,540 | |
| | R E 903 FARM BUILDING EXEMPT 17,950 | |
| | 100% Alberta School Foundation Fund Exempt Total: 79,490 | |
| | Totals: 407,160 | |
| 8606010 | 9211476 1 SW-26-21-26-4 59.18 Acres N of irrigation canal | |
| | F LAND T 1 FARMLAND Taxable Total: 15,850 | |
| | 100% Alberta School Foundation Fund | |
| 8606020 | 9512535 2 SW-26-21-26-4 36.82 Acres Southwest Corner | |
| | F LAND T 1 FARMLAND Taxable Total: 2,140 | |
| | 100% Alberta School Foundation Fund | |
| 8607000 | NE-27-21-26-4 160.00 Acres | |



2020 Assessment Roll (Valuation Date 1-July, 2020) 2021 Taxation Year, Wheatland County

Assessment Year: 2020
Tax Year: 2021

| Roll | Legal Address | | | | | | Total |
|---------|-------------------------|---------------------|---|-----|-------------------------------------|----------------|---------|
| | F | LAND | T | 1 | FARMLAND | Taxable Total: | 44,480 |
| | | | | | 100% Alberta School Foundation Fund | | |
| 8608000 | NW-27-21-26-4 | 160.00 Acres | | | | | |
| | F | LAND | T | 1 | FARMLAND | Taxable Total: | 39,770 |
| | | | | | 100% Alberta School Foundation Fund | | |
| 8609000 | SE-27-21-26-4 | 139.00 Acres | | | | | |
| | F | LAND | T | 1 | FARMLAND | Taxable Total: | 9,250 |
| | | | | | 100% Alberta School Foundation Fund | | |
| 8610000 | SW-27-21-26-4 | 46.00 Acres | | | | | |
| | | | | | North of River | | |
| | F | LAND | T | 1 | FARMLAND | Taxable Total: | 550 |
| | | | | | 100% Alberta School Foundation Fund | | |
| 8611000 | NE-28-21-26-4 | 101.81 Acres | | | | | |
| | | | | | LSD 9, 15 & 16 | | |
| | F | LAND | T | 1 | FARMLAND | Taxable Total: | 27,360 |
| | | | | | 100% Alberta School Foundation Fund | | |
| 8612000 | NE-28-21-26-4 | 19.47 Acres | | | | | |
| | | | | | LSD 10 | | |
| | F | LAND | T | 1 | FARMLAND | Taxable Total: | 4,200 |
| | | | | | 100% Alberta School Foundation Fund | | |
| 8612010 | 9511905 2 E -28-21-26-4 | 16.90 Acres | | | | | |
| | 263001 TWP RD 214A | | | | S Half LSD 9 & N Portion LSD 8 | | |
| | F | LAND & IMPROVEMENTS | T | 1 | FARMLAND | | 780 |
| | R | | T | 103 | RESIDENTIAL LAND & IMPROVEMENTS | | 497,920 |
| | | | | | Taxable Total: | | 498,700 |
| | R | | E | 901 | RURAL RESIDENCE EXEMPTION (RAP) | | 780 |
| | R | | E | 903 | FARM BUILDING EXEMPT | | 74,110 |
| | | | | | 100% The Golden Hills Reg. Div. 15 | Exempt Total: | 74,890 |
| | | | | | Totals: | | 573,590 |
| 8612020 | NE-28-21-26-4 | 10.40 Acres | | | | | |
| | 263029 TWP RD 214A | | | | Southeast Corner LSD 10 | | |
| | F | LAND & IMPROVEMENTS | T | 1 | FARMLAND | | 580 |
| | R | | T | 103 | RESIDENTIAL LAND & IMPROVEMENTS | | 637,370 |
| | | | | | Taxable Total: | | 637,950 |



2020 Assessment Roll (Valuation Date 1-July, 2020) 2021 Taxation Year, Wheatland County

Assessment Year: 2020
Tax Year: 2021

| Roll | Legal Address | | | | | Total |
|---------|---------------|---------------------------|--|------|--------------------------------------|------------------------|
| 8613000 | R | | E | 901 | RURAL RESIDENCE EXEMPTION (RAP) | 580 |
| | R | | E | 903 | FARM BUILDING EXEMPT | 44,250 |
| | | | | 100% | Alberta School Foundation Fund | Exempt Total: 44,830 |
| | | | | | | Totals: 682,780 |
| 8613000 | NW-28-21-26-4 | 58.96 Acres | SOUTH PORTION | | | |
| 8613010 | F | LAND | T | 1 | FARMLAND | Taxable Total: 6,730 |
| | | | | 100% | Alberta School Foundation Fund | |
| | 1811442 1 1 | NW-28-21-26-4 33.43 Acres | NORTH WESTERLY PORTION | | | |
| | 215003A | RGE RD 264 | | | | |
| 8613010 | F | LAND & IMPROVEMENTS | T | 1 | FARMLAND | 3,410 |
| | R | | T | 103 | RESIDENTIAL LAND & IMPROVEMENTS | 908,230 |
| | | | | | Taxable Total: | 911,640 |
| | R | | E | 901 | RURAL RESIDENCE EXEMPTION (RAP) | 17,270 |
| 8613020 | R | | E | 903 | FARM BUILDING EXEMPT | 3,820 |
| | | | | 100% | Alberta School Foundation Fund | Exempt Total: 21,090 |
| | | | | | Totals: | 932,730 |
| | 1811442 1 2 | NW-28-21-26-4 46.41 Acres | NORTH EASTERLY PORTION Whispering Sands Training / Whitehawk | | | |
| 8613020 | 215003B | RGE RD 264 | | | | |
| | F | LAND & IMPROVEMENTS | T | 1 | FARMLAND | 7,130 |
| | R | | T | 103 | RESIDENTIAL LAND & IMPROVEMENTS | 426,980 |
| | NR | | T | 105 | NON-RESEIDENTIAL LAND & IMPROVEMENTS | 186,500 |
| 8613500 | | | | | Taxable Total: | 620,610 |
| | R | | E | 903 | FARM BUILDING EXEMPT | 268,440 |
| | | | | 100% | Alberta School Foundation Fund | Exempt Total: 889,050 |
| | | | | | Totals: | |
| 8613500 | IRR560 RW 21 | NW-28-21-26-4 21.20 Acres | NW PART LSD 13& NE PART LSD 11 | | | |
| 8614000 | NR | LAND | E | 167 | WESTERN IRRIGATION DIST EXEMPT | Exempt Total: 26,150 |
| | | | | 100% | Alberta School Foundation Fund | |
| | | | | | | |
| | | | | | | |
| 8614000 | SE-28-21-26-4 | 34.26 Acres | North of River | | | |
| 8614010 | F | LAND | T | 1 | FARMLAND | Taxable Total: 1,730 |
| | | | | 100% | Alberta School Foundation Fund | |
| | 9112032 1 | E -28-21-26-4 21.20 Acres | WEST OF ROAD IN NE & SE | | | |
| | 263062 | TWP RD 214A | | | | |
| 8614010 | R | LAND & IMPROVEMENTS | T | 103 | RESIDENTIAL LAND & IMPROVEMENTS | Taxable Total: 500,500 |
| | | | | 100% | Alberta School Foundation Fund | |
| | | | | | | |
| | | | | | | |



2020 Assessment Roll (Valuation Date 1-July, 2020) 2021 Taxation Year, Wheatland County

Assessment Year: 2020
Tax Year: 2021

| Roll | Legal Address | Total |
|---------|--|---------|
| 8615000 | SW-28-21-26-4 76.20 Acres 264002B TWP RD 215 East 1/2 Former Bow River Resort | |
| | F LAND & IMPROVEMENTS T 1 FARMLAND | 5,190 |
| | R T 101 RESIDENTIAL IMPROVEMENT NIL RAP ALLOW | 95,800 |
| | R T 103 RESIDENTIAL LAND & IMPROVEMENTS | 456,310 |
| | Taxable Total: | 557,300 |
| | R E 901 RURAL RESIDENCE EXEMPTION (RAP) | 5,190 |
| | R E 903 FARM BUILDING EXEMPT | 31,680 |
| | 100% Alberta School Foundation Fund Exempt Total: | 36,870 |
| | Totals: | 594,170 |
| 8615010 | 2110444 3 4 NW-21-21-26-4 66.31 Acres 264002A TWP RD 215 East 1/2LSD 4&5 & East 1/2 LSD 13 | |
| | F LAND & IMPROVEMENTS T 1 FARMLAND | 7,980 |
| | R T 103 RESIDENTIAL LAND & IMPROVEMENTS | 742,760 |
| | Taxable Total: | 750,740 |
| | R E 901 RURAL RESIDENCE EXEMPTION (RAP) | 8,940 |
| | 100% Alberta School Foundation Fund Totals: | 759,680 |
| 8616000 | NE-29-21-26-4 143.15 Acres | |
| | F LAND T 1 FARMLAND | |
| | 100% Alberta School Foundation Fund Taxable Total: | 38,540 |
| 8617000 | NW-29-21-26-4 158.00 Acres | |
| | F LAND T 1 FARMLAND | |
| | 100% Alberta School Foundation Fund Taxable Total: | 43,540 |
| 8618000 | SE-29-21-26-4 160.00 Acres | |
| | F LAND T 1 FARMLAND | |
| | 100% Alberta School Foundation Fund Taxable Total: | 41,040 |
| 8619000 | SW-29-21-26-4 160.00 Acres | |
| | F LAND T 1 FARMLAND | |
| | 100% Alberta School Foundation Fund Taxable Total: | 41,560 |
| 8620000 | NE-30-21-26-4 160.00 Acres | |
| | F LAND T 1 FARMLAND | |
| | Taxable Total: | 42,160 |



2020 Assessment Roll (Valuation Date 1-July, 2020) 2021 Taxation Year, Wheatland County

Assessment Year: 2020
Tax Year: 2021

| Roll | Legal Address | | | | | | Total |
|-------------------------------------|--|---------------------|-------------------------------------|-----|---------------------------------|----------------|---------|
| 8621000 | NW-30-21-26-4 160.00 Acres 214079A RGE RD 270 | | 100% Alberta School Foundation Fund | | | | |
| | F | LAND & IMPROVEMENTS | T | 1 | FARMLAND | | 40,510 |
| | R | | T | 103 | RESIDENTIAL LAND & IMPROVEMENTS | | 481,830 |
| | | | | | | Taxable Total: | 522,340 |
| | R | | E | 901 | RURAL RESIDENCE EXEMPTION (RAP) | | 82,670 |
| | R | | E | 903 | FARM BUILDING EXEMPT | | 17,700 |
| | 100% Alberta School Foundation Fund | | | | | Exempt Total: | 100,370 |
| | | | | | | Totals: | 622,710 |
| 8622000 | SE-30-21-26-4 160.00 Acres | | | | | | |
| | F | LAND | T | 1 | FARMLAND | Taxable Total: | 40,760 |
| 100% Alberta School Foundation Fund | | | | | | | |
| 8623000 | SW-30-21-26-4 160.00 Acres 214013 RGE RD 270 | | | | | | |
| | F | LAND & IMPROVEMENTS | T | 1 | FARMLAND | | 42,510 |
| | R | | T | 103 | RESIDENTIAL LAND & IMPROVEMENTS | | 403,270 |
| | | | | | | Taxable Total: | 445,780 |
| | R | | E | 901 | RURAL RESIDENCE EXEMPTION (RAP) | | 42,510 |
| | R | | E | 903 | FARM BUILDING EXEMPT | | 6,890 |
| | 100% Alberta School Foundation Fund | | | | | Exempt Total: | 49,400 |
| | | | | | | Totals: | 495,180 |
| 8624000 | NE-31-21-26-4 160.00 Acres | | | | | | |
| | F | LAND | T | 1 | FARMLAND | Taxable Total: | 35,410 |
| 100% Alberta School Foundation Fund | | | | | | | |
| 8625000 | NW-31-21-26-4 160.00 Acres | | | | | | |
| | F | LAND | T | 1 | FARMLAND | Taxable Total: | 33,900 |
| 100% Alberta School Foundation Fund | | | | | | | |
| 8626000 | SE-31-21-26-4 160.00 Acres | | | | | | |
| | F | LAND | T | 1 | FARMLAND | Taxable Total: | 42,340 |
| 100% Alberta School Foundation Fund | | | | | | | |
| 8627000 | SW-31-21-26-4 160.00 Acres 215011 RGE RD 270 | | | | | | |



2020 Assessment Roll (Valuation Date 1-July, 2020) 2021 Taxation Year, Wheatland County

Assessment Year: 2020
Tax Year: 2021

| Roll | Legal Address | | | | | Total |
|-------------------------------------|---|---------------------|--------------------------|-----|---------------------------------|-----------------------|
| 8628000 | F | LAND & IMPROVEMENTS | T | 1 | FARMLAND | 43,910 |
| | R | | T | 103 | RESIDENTIAL LAND & IMPROVEMENTS | 337,690 |
| | Taxable Total: | | | | | 381,600 |
| | R | | E | 901 | RURAL RESIDENCE EXEMPTION (RAP) | 92,310 |
| | 100% Alberta School Foundation Fund | | | | | Totals: 473,910 |
| 8628000 | NE-32-21-26-4 160.00 Acres 264029 TWP RD 220 | | | | | |
| | F | LAND & IMPROVEMENTS | T | 1 | FARMLAND | 40,990 |
| | R | | T | 103 | RESIDENTIAL LAND & IMPROVEMENTS | 442,090 |
| | Taxable Total: | | | | | 483,080 |
| | R | | E | 901 | RURAL RESIDENCE EXEMPTION (RAP) | 61,540 |
| | R | | E | 903 | FARM BUILDING EXEMPT | 6,130 |
| 100% Alberta School Foundation Fund | | | | | Exempt Total: 67,670 | Totals: 550,750 |
| 8629000 | NW-32-21-26-4 143.60 Acres | | | | | |
| | F | LAND | T | 1 | FARMLAND | Taxable Total: 29,160 |
| | 100% Alberta School Foundation Fund | | | | | |
| 8630000 | SE-32-21-26-4 75.10 Acres | | East of Irrigation Canal | | | |
| | F | LAND | T | 1 | FARMLAND | Taxable Total: 14,310 |
| | 100% Christ The Redeemer Reg. 3 | | | | | |
| 8631000 | SE-32-21-26-4 59.60 Acres | | West of Canal | | | |
| | F | LAND | T | 1 | FARMLAND | Taxable Total: 9,840 |
| | 100% Christ The Redeemer Reg. 3 | | | | | |
| 8632000 | SW-32-21-26-4 157.60 Acres | | | | | |
| | F | LAND | T | 1 | FARMLAND | Taxable Total: 40,080 |
| | 100% Alberta School Foundation Fund | | | | | |
| 8633000 | NE-33-21-26-4 158.00 Acres 215080 RGE RD 263 | | | | | |
| | F | LAND & IMPROVEMENTS | T | 1 | FARMLAND | 37,010 |
| | R | | T | 103 | RESIDENTIAL LAND & IMPROVEMENTS | 333,530 |
| | Taxable Total: | | | | | 370,540 |
| | R | | E | 901 | RURAL RESIDENCE EXEMPTION (RAP) | 30,770 |
| | Totals: | | | | | 401,310 |



2020 Assessment Roll (Valuation Date 1-July, 2020) 2021 Taxation Year, Wheatland County

Assessment Year: 2020
Tax Year: 2021

| Roll | Legal Address | 100% Alberta School Foundation Fund | | | | Total |
|---------|--|-------------------------------------|-------------------------------------|----------------|------------------|---------|
| 8634000 | NW-33-21-26-4 160.00 Acres | | | | | |
| | F LAND | T 1 | FARMLAND | Taxable Total: | | 40,530 |
| | | | 100% Christ The Redeemer Reg. 3 | | | |
| 8635000 | SE-33-21-26-4 135.88 Acres | | | | | |
| | F LAND | T 1 | FARMLAND | Taxable Total: | | 36,340 |
| | | | 100% Alberta School Foundation Fund | | | |
| 8635010 | 0010235 1 SE-33-21-26-4 24.12 Acres 215016 RGE RD 263 | | | | NORTHEAST CORNER | |
| | F LAND & IMPROVEMENTS | T 1 | FARMLAND | | | 4,610 |
| | R | T 103 | RESIDENTIAL LAND & IMPROVEMENTS | | | 499,690 |
| | | | | Taxable Total: | | 504,300 |
| | R | E 901 | RURAL RESIDENCE EXEMPTION (RAP) | | | 4,610 |
| | | | 100% Alberta School Foundation Fund | Totals: | | 508,910 |
| 8636000 | SW-33-21-26-4 159.05 Acres | | | | | |
| | F LAND | T 1 | FARMLAND | Taxable Total: | | 41,900 |
| | | | 100% Christ The Redeemer Reg. 3 | | | |
| 8637000 | NE-34-21-26-4 158.10 Acres 262011 TWP RD 220 | | | | | |
| | F LAND & IMPROVEMENTS | T 1 | FARMLAND | | | 39,940 |
| | R | T 103 | RESIDENTIAL LAND & IMPROVEMENTS | | | 563,860 |
| | | | | Taxable Total: | | 603,800 |
| | R | E 901 | RURAL RESIDENCE EXEMPTION (RAP) | | | 61,540 |
| | R | E 903 | FARM BUILDING EXEMPT | | | 16,300 |
| | | | 100% Alberta School Foundation Fund | Exempt Total: | | 77,840 |
| | | | | Totals: | | 681,640 |
| 8638000 | NW-34-21-26-4 157.39 Acres | | | | | |
| | F LAND | T 1 | FARMLAND | Taxable Total: | | 41,900 |
| | | | 100% Alberta School Foundation Fund | | | |
| 8639000 | SE-34-21-26-4 160.00 Acres | | | | | |
| | F LAND | T 1 | FARMLAND | Taxable Total: | | 43,800 |
| | | | 100% Alberta School Foundation Fund | | | |



2020 Assessment Roll (Valuation Date 1-July, 2020) 2021 Taxation Year, Wheatland County

Assessment Year: 2020
Tax Year: 2021

| Roll | Legal Address | | | | | Total |
|---------|----------------------------|-------|--------------------------------------|----------------|--|---------|
| 8640000 | SW-34-21-26-4 160.00 Acres | | | | | |
| | F LAND | T 1 | FARMLAND | Taxable Total: | | 43,400 |
| | | | 100% Alberta School Foundation Fund | | | |
| 8641000 | NE-35-21-26-4 146.98 Acres | | | | | |
| | F LAND & IMPROVEMENTS | T 1 | FARMLAND | | | 38,670 |
| | NR | T 105 | NON-RESEIDENTIAL LAND & IMPROVEMENTS | | | 68,760 |
| | | | 100% Alberta School Foundation Fund | Taxable Total: | | 107,430 |
| 8642000 | NE-35-21-26-4 13.02 Acres | | | | | |
| | 215072 RGE RD 261 | | | | | |
| | F LAND & IMPROVEMENTS | T 1 | FARMLAND | | | 2,220 |
| | R | T 103 | RESIDENTIAL LAND & IMPROVEMENTS | | | 404,120 |
| | | | | Taxable Total: | | 406,340 |
| | R | E 901 | RURAL RESIDENCE EXEMPTION (RAP) | | | 23,040 |
| | R | E 903 | FARM BUILDING EXEMPT | | | 231,050 |
| | | | 100% The Golden Hills Reg. Div. 15 | Exempt Total: | | 254,090 |
| | | | | Totals: | | 660,430 |
| 8643000 | NW-35-21-26-4 160.00 Acres | | | | | |
| | 261069 TWP RD 220 | | | | | |
| | F LAND & IMPROVEMENTS | T 1 | FARMLAND | | | 43,330 |
| | R | T 103 | RESIDENTIAL LAND & IMPROVEMENTS | | | 373,890 |
| | | | | Taxable Total: | | 417,220 |
| | R | E 901 | RURAL RESIDENCE EXEMPTION (RAP) | | | 61,540 |
| | R | E 903 | FARM BUILDING EXEMPT | | | 31,760 |
| | | | 100% Alberta School Foundation Fund | Exempt Total: | | 93,300 |
| | | | | Totals: | | 510,520 |
| 8644000 | SE-35-21-26-4 160.00 Acres | | | | | |
| | F LAND | T 1 | FARMLAND | Taxable Total: | | 41,960 |
| | | | 100% Alberta School Foundation Fund | | | |
| 8645000 | SW-35-21-26-4 160.00 Acres | | | | | |
| | F LAND | T 1 | FARMLAND | Taxable Total: | | 42,990 |
| | | | 100% Alberta School Foundation Fund | | | |
| 8646000 | NE-36-21-26-4 160.00 Acres | | | | | |



2020 Assessment Roll (Valuation Date 1-July, 2020) 2021 Taxation Year, Wheatland County

Assessment Year: 2020
Tax Year: 2021

| Roll | Legal Address | | | | Total | |
|---------|---------------------------------------|------------------------------------|-------------------------------------|--|----------------|---------|
| 8647000 | F | LAND | T | 1 FARMLAND | Taxable Total: | 37,120 |
| | 100% Alberta School Foundation Fund | | | | | |
| | NW-36-21-26-4 | 160.00 Acres | | | | |
| 8648000 | F | LAND | T | 1 FARMLAND | Taxable Total: | 36,880 |
| | 100% Alberta School Foundation Fund | | | | | |
| | SE-36-21-26-4 | 150.00 Acres | | | | |
| 8648010 | F | LAND | T | 1 FARMLAND | Taxable Total: | 22,070 |
| | 100% Alberta School Foundation Fund | | | | | |
| | 9611963 1 SE-36-21-26-4 10.00 Acres | Northeast Corner Bow Bench Retreat | | | | |
| | 215040 RGE RD 260 | | | | | |
| | R | LAND & IMPROVEMENTS | T | 103 RESIDENTIAL LAND & IMPROVEMENTS | | 689,150 |
| | NR | | T | 105 NON-RESEIDENTIAL LAND & IMPROVEMENTS | | 103,100 |
| | | | Taxable Total: | | | 792,250 |
| | R | | E | 901 RURAL RESIDENCE EXEMPTION (RAP) | | 21,850 |
| | | | 100% Alberta School Foundation Fund | | | |
| | | | Totals: | | | 814,100 |
| 8649000 | SW-36-21-26-4 | 160.00 Acres | | | | |
| 8650000 | F | LAND | T | 1 FARMLAND | Taxable Total: | 41,510 |
| | 100% Alberta School Foundation Fund | | | | | |
| | 1212053 1 1 NE-1-22-26-4 161.60 Acres | NE 1;22;26 & NW of NW 6;22;25 | | | | |
| 8651000 | F | LAND | T | 1 FARMLAND | Taxable Total: | 38,600 |
| | 100% Alberta School Foundation Fund | | | | | |
| | NW-1-22-26-4 | 150.98 Acres | | | | |
| 8652000 | F | LAND | T | 1 FARMLAND | Taxable Total: | 33,190 |
| | 100% Alberta School Foundation Fund | | | | | |
| | SE-1-22-26-4 | 160.00 Acres | | | | |
| 8653000 | F | LAND | T | 1 FARMLAND | Taxable Total: | 37,950 |
| | 100% Alberta School Foundation Fund | | | | | |
| | SW-1-22-26-4 160.00 Acres | | | | | |
| | 260042 TWP RD 220 | | | | | |
| | F | LAND | T | 1 FARMLAND | Taxable Total: | 32,660 |



2020 Assessment Roll (Valuation Date 1-July, 2020) 2021 Taxation Year, Wheatland County

Assessment Year: 2020
Tax Year: 2021

| Roll | Legal Address | | | | | | Total |
|---------|---------------|------|--------------|---|-------------------------------------|----------------|--------|
| 8654000 | NE-2-22-26-4 | | 149.97 Acres | | 100% Alberta School Foundation Fund | | |
| | F | LAND | T | 1 | FARMLAND | Taxable Total: | 38,010 |
| 8655000 | NW-2-22-26-4 | | 150.92 Acres | | 100% Alberta School Foundation Fund | | |
| | F | LAND | T | 1 | FARMLAND | Taxable Total: | 37,320 |
| 8656000 | SE-2-22-26-4 | | 159.01 Acres | | 100% Alberta School Foundation Fund | | |
| | F | LAND | T | 1 | FARMLAND | Taxable Total: | 43,660 |
| 8657000 | SW-2-22-26-4 | | 160.00 Acres | | 100% Alberta School Foundation Fund | | |
| | F | LAND | T | 1 | FARMLAND | Taxable Total: | 43,000 |
| 8658000 | NE-3-22-26-4 | | 150.93 Acres | | 100% Alberta School Foundation Fund | | |
| | F | LAND | T | 1 | FARMLAND | Taxable Total: | 37,480 |
| 8659000 | NW-3-22-26-4 | | 150.93 Acres | | 100% The Golden Hills Reg. Div. 15 | | |
| | F | LAND | T | 1 | FARMLAND | Taxable Total: | 37,910 |
| 8660000 | SE-3-22-26-4 | | 160.00 Acres | | 100% Alberta School Foundation Fund | | |
| | F | LAND | T | 1 | FARMLAND | Taxable Total: | 42,770 |
| 8661000 | SW-3-22-26-4 | | 160.00 Acres | | 100% Alberta School Foundation Fund | | |
| | F | LAND | T | 1 | FARMLAND | Taxable Total: | 43,850 |
| 8662000 | NE-4-22-26-4 | | 54.83 Acres | | WEST 1/2 LSD 9 & LSD 10 | | |



2020 Assessment Roll (Valuation Date 1-July, 2020) 2021 Taxation Year, Wheatland County

Assessment Year: 2020
Tax Year: 2021

| Roll | Legal Address | | | | | Total |
|---------|---------------|--------------------------|--|---------------------------------------|---------------------------------------|---------|
| | F | LAND | | T 1 FARMLAND | Taxable Total: | 11,500 |
| | | | | 100% Alberta School Foundation Fund | | |
| 8663000 | NE-4-22-26-4 | 42.44 Acres | | | LSD 15 & WEST 1/4 LSD 16 | |
| | F | LAND | | T 1 FARMLAND | Taxable Total: | 9,180 |
| | | | | 100% Alberta School Foundation Fund | | |
| 8663010 | 2011346 1 | NE-4-22-26-4 4.62 Acres | | | NE CORNER OF LSD 16 Future Truck Stop | |
| | F | LAND | | T 1 FARMLAND | Taxable Total: | 1,190 |
| | | | | 100% Alberta School Foundation Fund | | |
| 8663020 | 2011346 2 | NE-4-22-26-4 13.74 Acres | | | NORTH 1/2 LSD 16 Future RV Storage | |
| | F | LAND | | T 1 FARMLAND | Taxable Total: | 2,810 |
| | | | | 100% Alberta School Foundation Fund | | |
| 8663030 | 2011346 3 | NE-4-22-26-4 12.40 Acres | | | SOUTH 1/2 LSD 16 future RV storage | |
| | F | LAND | | T 1 FARMLAND | Taxable Total: | 2,730 |
| | | | | 100% Alberta School Foundation Fund | | |
| 8664000 | NW-4-22-26-4 | 158.32 Acres | | | | |
| | F | LAND | | T 1 FARMLAND | Taxable Total: | 32,820 |
| | | | | 100% Christ The Redeemer Reg. 3 | | |
| 8665000 | SE-4-22-26-4 | 151.89 Acres | | | | |
| | F | LAND | | T 1 FARMLAND | Taxable Total: | 35,510 |
| | | | | 100% Alberta School Foundation Fund | | |
| 8665010 | 9111754 1 | SE-4-22-26-4 3.61 Acres | | | Southeast Corner | |
| | | 220004 RGE RD 263 | | | | |
| | F | LAND & IMPROVEMENTS | | T 1 FARMLAND | | 120 |
| | R | | | T 103 RESIDENTIAL LAND & IMPROVEMENTS | | 427,360 |
| | | | | | Taxable Total: | 427,480 |
| | R | | | E 901 RURAL RESIDENCE EXEMPTION (RAP) | | 61,540 |
| | | | | 100% Alberta School Foundation Fund | Totals: | 489,020 |
| 8666000 | SW-4-22-26-4 | 154.88 Acres | | | | |
| | F | LAND | | T 1 FARMLAND | Taxable Total: | 37,350 |



2020 Assessment Roll (Valuation Date 1-July, 2020) 2021 Taxation Year, Wheatland County

Assessment Year: 2020
Tax Year: 2021

| Roll | Legal Address | | | | Total |
|---------|-----------------------|---|---------------------------------|--|--------|
| | | | 100% Christ The Redeemer Reg. 3 | | |
| 8666010 | 0910504 1 1 | SW-4-22-26-4 5.12 Acres | SW CORNER | | |
| | 263078 TWP RD 220 | | | | |
| | F LAND & IMPROVEMENTS | T 1 FARMLAND | | | 1,040 |
| | R | E 903 FARM BUILDING EXEMPT | | | 57,250 |
| | | 100% Alberta School Foundation Fund | Totals: | | 58,290 |
| 8667000 | NE-5-22-26-4 | 155.06 Acres | | | |
| | F LAND | T 1 FARMLAND | Taxable Total: | | 39,510 |
| | | 100% Alberta School Foundation Fund | | | |
| 8668000 | SW-5-22-26-4 | 2.00 Acres | EAST 1/2 RD ALLOW. W OF SW1/4 | | |
| | F LAND | T 1 FARMLAND | Taxable Total: | | 410 |
| | | 100% Alberta School Foundation Fund | | | |
| 8669000 | IRR362 W -5-22-26-4 | 66.52 Acres | Canal Right of Way | | |
| | NR LAND | E 167 WESTERN IRRIGATION DIST EXEMPT | Exempt Total: | | 82,040 |
| | | 100% Alberta School Foundation Fund | | | |
| 8672000 | SE-5-22-26-4 | 80.00 Acres | North Half | | |
| | F LAND | T 1 FARMLAND | Taxable Total: | | 14,060 |
| | | 100% Alberta School Foundation Fund | | | |
| 8673000 | SE-5-22-26-4 | 80.00 Acres | South Half | | |
| | F LAND | T 1 FARMLAND | Taxable Total: | | 21,810 |
| | | 100% Alberta School Foundation Fund | | | |
| 8674000 | SW-5-22-26-4 | 124.00 Acres | | | |
| | F LAND | T 1 FARMLAND | Taxable Total: | | 31,380 |
| | | 100% Alberta School Foundation Fund | | | |
| 8674010 | OT-6-22-26-4 | 3.93 Acres | W1/2 OF RD. ALLOWANCE | | |
| | NR LAND | T 105 NON-RESEDENTIAL LAND & IMPROVEMENTS | Taxable Total: | | 54,390 |
| | | 100% Alberta School Foundation Fund | | | |



2020 Assessment Roll (Valuation Date 1-July, 2020) 2021 Taxation Year, Wheatland County

Assessment Year: 2020
Tax Year: 2021

| Roll | Legal Address | Total |
|---------|--|--|
| 8674020 | 8210315 1 NW-5-22-26-4 0.35 Acres | NW CORNER |
| | NR LAND T 105 NON-RESEIDENTIAL LAND & IMPROVEMENTS 100% Alberta School Foundation Fund | 17,470 |
| 8675010 | 8464Q SW-5-22-26-4 2.00 Acres | Abandoned Rd. Diversion |
| | NR LAND E 167 WESTERN IRRIGATION DIST EXEMPT 100% Alberta School Foundation Fund | 2,470 |
| 8676000 | SW-6-22-26-4 160.00 Acres | |
| | F LAND T 1 FARMLAND 100% Alberta School Foundation Fund | 41,300 |
| 8677000 | NE-7-22-26-4 108.02 Acres | South of Railway |
| | F LAND T 1 FARMLAND 100% Alberta School Foundation Fund | 29,750 |
| 8677010 | 0412931 4 1 NE-7-22-26-4 7.77 Acres 265031 TWP RD 222 | NW Corner N of Rwy. S of Rd. Auto Body Shop & Granite Counters |
| | R LAND & IMPROVEMENTS T 103 RESIDENTIAL LAND & IMPROVEMENTS NR T 105 NON-RESEIDENTIAL LAND & IMPROVEMENTS | 407,000 382,720 |
| | R E 903 FARM BUILDING EXEMPT 100% Alberta School Foundation Fund | 23,530 |
| | | Totals: 813,250 |
| 8678000 | NE-7-22-26-4 4.15 Acres | East of Road |
| | F LAND T 1 FARMLAND 100% Alberta School Foundation Fund | 410 |
| 8678010 | NE-7-22-26-4 1.50 Acres | NE Corner |
| | NR LAND E 167 WESTERN IRRIGATION DIST EXEMPT 100% Alberta School Foundation Fund | 131,750 |
| 8678020 | NE-7-22-26-4 1.53 Acres | WID |
| | NR LAND E 167 WESTERN IRRIGATION DIST EXEMPT 100% Alberta School Foundation Fund | 132,520 |



2020 Assessment Roll (Valuation Date 1-July, 2020) 2021 Taxation Year, Wheatland County

Assessment Year: 2020
Tax Year: 2021

| Roll | Legal Address | | | | | Total |
|---------|---------------|---------------------------|------------------------------|-----|--|------------------------|
| 8678030 | NE-7-22-26-4 | 5.61 Acres | PART SOUTH & ADJACENT TO R/R | | | |
| | R | LAND | T | 104 | RESIDENTIAL VACANT LAND 100% Alberta School Foundation Fund | Taxable Total: 111,000 |
| 8679000 | NW-7-22-26-4 | 53.16 Acres | North Part of Section | | | |
| | F | LAND | T | 1 | FARMLAND 100% The Golden Hills Reg. Div. 15 | Taxable Total: 13,460 |
| 8679010 | 0911739 1 2 | NW-7-22-26-4 52.34 Acres | CENTRAL PORTION OF SECTION | | | |
| | F | LAND | T | 1 | FARMLAND 100% Alberta School Foundation Fund | Taxable Total: 12,610 |
| 8679020 | 0911739 1 1 | NW-7-22-26-4 52.34 Acres | SOUTH PORTION OF SECTION | | | |
| | F | LAND | T | 1 | FARMLAND 100% Alberta School Foundation Fund | Taxable Total: 12,950 |
| 8680000 | SE-7-22-26-4 | 160.00 Acres | | | | |
| | F | LAND | T | 1 | FARMLAND 100% Alberta School Foundation Fund | Taxable Total: 38,090 |
| 8681000 | SW-7-22-26-4 | 158.97 Acres | | | | |
| | F | LAND | T | 1 | FARMLAND 100% Alberta School Foundation Fund | Taxable Total: 37,880 |
| 8682000 | 0012457 2 | NE-8-22-26-4 79.35 Acres | WEST HALF & PART IN NW | | | |
| | F | LAND | T | 1 | FARMLAND 100% The Golden Hills Reg. Div. 15 | Taxable Total: 19,970 |
| 8683000 | NE-8-22-26-4 | 8.80 Acres | Southwest of Railway | | | |
| | F | LAND | T | 1 | FARMLAND 100% Alberta School Foundation Fund | Taxable Total: 1,950 |
| 8684000 | 0412931 4 2 | NW-8-22-26-4 102.92 Acres | NW 8 79.35ac NE 7 23.57ac | | | |
| | F | LAND | T | 1 | FARMLAND | Taxable Total: 26,170 |



2020 Assessment Roll (Valuation Date 1-July, 2020) 2021 Taxation Year, Wheatland County

Assessment Year: 2020
Tax Year: 2021

| Roll | Legal Address | | | | | | Total |
|------------------------------------|------------------------------------|---------------------|--|-----|--------------------------------------|----------------|---------|
| 8685000 | NW-8-22-26-4 59.55 Acres | | 100% Alberta School Foundation Fund Southwest of Railway | | | | |
| | F | LAND | T | 1 | FARMLAND | Taxable Total: | 10,310 |
| 8685010 | IRR376 NW-8-22-26-4 4.86 Acres | | 100% Alberta School Foundation Fund Canal R of Way | | | | |
| | NR | LAND | E | 167 | WESTERN IRRIGATION DIST EXEMPT | Exempt Total: | 5,990 |
| 8686000 | NW-8-22-26-4 3.25 Acres | | 100% Alberta School Foundation Fund Ptn. Original Rd. Allowance | | | | |
| | F | LAND | T | 1 | FARMLAND | Taxable Total: | 640 |
| 8688000 | SE-8-22-26-4 153.38 Acres | | 100% Alberta School Foundation Fund Southwest of Railway | | | | |
| | F | LAND | T | 1 | FARMLAND | Taxable Total: | 35,240 |
| 8689000 | 0012457 3 E -8-22-26-4 79.35 Acres | | 100% Alberta School Foundation Fund EAST HALF, APPROX 3AC IN SE | | | | |
| | F | LAND | T | 1 | FARMLAND | Taxable Total: | 19,250 |
| 8690000 | SW-8-22-26-4 160.00 Acres | | 100% Alberta School Foundation Fund Former Parkland Agri Services-Fertilizer | | | | |
| | 264070 TWP RD 221 | | | | | | |
| | F | LAND & IMPROVEMENTS | T | 1 | FARMLAND | | 31,440 |
| | NR | | T | 105 | NON-RESEIDENTIAL LAND & IMPROVEMENTS | | 560,430 |
| 8691000 | NE-9-22-26-4 157.46 Acres | | 100% Alberta School Foundation Fund Taxable Total: | | | | 591,870 |
| | F | LAND | T | 1 | FARMLAND | | |
| 8692000 | NW-9-22-26-4 117.80 Acres | | 100% The Golden Hills Reg. Div. 15 LSD 11, 12 & 13 | | | | |
| | F | LAND | T | 1 | FARMLAND | Taxable Total: | 30,000 |
| 100% The Golden Hills Reg. Div. 15 | | | | | | | |



2020 Assessment Roll (Valuation Date 1-July, 2020) 2021 Taxation Year, Wheatland County

Assessment Year: 2020
Tax Year: 2021

| Roll | Legal Address | | | | Total |
|---------|--------------------------|-------------|--|----------------|-------------|
| 8693000 | NW-9-22-26-4 | 38.30 Acres | LSD 14 | | |
| | F LAND | | T 1 FARMLAND | Taxable Total: | 7,820 |
| | | | 100% The Golden Hills Reg. Div. 15 | | |
| 8694000 | SE-9-22-26-4 | 41.94 Acres | South of Railway LSD 1 | | |
| | F LAND | | T 1 FARMLAND | Taxable Total: | 9,680 |
| | | | 100% Alberta School Foundation Fund | | |
| 8694010 | SE-9-22-26-4 | 54.18 Acres | North of Railway | | |
| | 221042 HWY 24 | | | | |
| | F LAND & IMPROVEMENTS | | T 1 FARMLAND | | 12,850 |
| | R | | T 103 RESIDENTIAL LAND & IMPROVEMENTS | | 281,280 |
| | | | Taxable Total: | | 294,130 |
| | R | | E 901 RURAL RESIDENCE EXEMPTION (RAP) | | 61,540 |
| | R | | E 903 FARM BUILDING EXEMPT | | 14,330 |
| | | | 100% Alberta School Foundation Fund | Exempt Total: | 75,870 |
| | | | Totals: | | 370,000 |
| 8694020 | 9810380 3 S -9-22-26-4 | 84.81 Acres | CONCRETE ELEVATOR (S of R/R) Cargill Concrete Elevator | | |
| | 263026 TWP RD 221 | | | | |
| | F LAND & IMPROVEMENTS | | T 1 FARMLAND | | 8,630 |
| | ME | | T 7 MACHINERY & EQUIPMENT | | 978,490 |
| | NR | | T 105 NON-RESEIDENTIAL LAND & IMPROVEMENTS | | 13,816,930 |
| | | | 100% Alberta School Foundation Fund | Taxable Total: | 14,804,050 |
| 8695000 | 1012248 2 1 SW-9-22-26-4 | 59.87 Acres | S PART W OF CANAL Federated Co-op Bulk Fuel Terminal | | |
| | 263078 TWP RD 221 | | | | |
| | ME LAND & IMPROVEMENTS | | T 7 MACHINERY & EQUIPMENT | | 9,522,110 |
| | NR | | T 105 NON-RESEIDENTIAL LAND & IMPROVEMENTS | | 131,982,900 |
| | | | 100% Alberta School Foundation Fund | Taxable Total: | 141,505,010 |
| 8695005 | SW-9-22-26-4 | 41.66 Acres | North of Railway plan RW 30 | | |
| | F LAND | | T 1 FARMLAND | Taxable Total: | 7,230 |
| | | | 100% The Golden Hills Reg. Div. 15 | | |
| 8695010 | 9810380 4 SW-9-22-26-4 | 0.53 Acres | Portion of Irrigation Canal | | |
| | | | | | |
| | NR LAND | | E 167 WESTERN IRRIGATION DIST EXEMPT | Exempt Total: | 75,060 |
| | | | 100% Alberta School Foundation Fund | | |



2020 Assessment Roll (Valuation Date 1-July, 2020) 2021 Taxation Year, Wheatland County

Assessment Year: 2020
Tax Year: 2021

| Roll | Legal Address | | | | Total |
|---------|---------------|---------------------|--------------|--|------------------------|
| 8695050 | IRR234 | W -9-22-26-4 | 6.67 Acres | NW 3.9AC, SW 2.77AC | |
| | NR | LAND | E 167 | WESTERN IRRIGATION DIST EXEMPT 100% Alberta School Foundation Fund | Exempt Total: 53,640 |
| 8696000 | NE-10-22-26-4 | | 154.18 Acres | | |
| | F | LAND | T 1 | FARMLAND 100% The Golden Hills Reg. Div. 15 | Taxable Total: 38,480 |
| 8697000 | NE-10-22-26-4 | | 4.82 Acres | Northeast Corner | |
| | | 261083 TWP RD 222 | | | |
| | R | LAND & IMPROVEMENTS | T 103 | RESIDENTIAL LAND & IMPROVEMENTS 100% Alberta School Foundation Fund | Taxable Total: 593,900 |
| 8698000 | NW-10-22-26-4 | | 141.68 Acres | | |
| | F | LAND | T 1 | FARMLAND 100% The Golden Hills Reg. Div. 15 | Taxable Total: 35,960 |
| 8699000 | 8911786 1 | NW-10-22-26-4 | 14.75 Acres | Southwest Corner | |
| | | 221043 HWY 24 | | | |
| | F | LAND & IMPROVEMENTS | T 1 | FARMLAND | 2,750 |
| | R | | T 103 | RESIDENTIAL LAND & IMPROVEMENTS | 311,200 |
| | | | | Taxable Total: | 313,950 |
| | R | | E 901 | RURAL RESIDENCE EXEMPTION (RAP) | 2,750 |
| | R | | E 903 | FARM BUILDING EXEMPT 100% Alberta School Foundation Fund | 13,050 |
| | | | | Exempt Total: | 15,800 |
| | | | | Totals: | 329,750 |
| 8700000 | SE-10-22-26-4 | | 60.15 Acres | North of Railway | |
| | F | LAND | T 1 | FARMLAND 100% The Golden Hills Reg. Div. 15 | Taxable Total: 16,430 |
| 8701000 | SE-10-22-26-4 | | 86.83 Acres | South of Railway Future Storage Yard | |
| | F | LAND | T 1 | FARMLAND 100% Alberta School Foundation Fund | Taxable Total: 20,910 |
| 8702000 | SW-10-22-26-4 | | 56.37 Acres | North of Railway | |
| | | 221041 HWY 24 | | | |
| | F | LAND & IMPROVEMENTS | T 1 | FARMLAND | 13,030 |



2020 Assessment Roll (Valuation Date 1-July, 2020) 2021 Taxation Year, Wheatland County

Assessment Year: 2020
Tax Year: 2021

| Roll | Legal Address | | | | | Total |
|---------|-------------------|---------------------------|---|------|---|---------------------------|
| | R | | T | 101 | RESIDENTIAL IMPROVEMENT NIL RAP ALLOW | 64,700 |
| | R | | T | 103 | RESIDENTIAL LAND & IMPROVEMENTS | 247,100 |
| | | | | 100% | The Golden Hills Reg. Div. 15 | Taxable Total: 324,830 |
| 8702010 | SW-10-22-26-4 | 85.32 Acres | | | South of R/R Stella-Jones Wood Treating | |
| | 262060 HWY 24 | | | | | |
| | ME | LAND & IMPROVEMENTS | T | 7 | MACHINERY & EQUIPMENT | 5,997,740 |
| | NR | | T | 105 | NON-RESEDENTIAL LAND & IMPROVEMENTS | 10,106,270 |
| | | | | 100% | Alberta School Foundation Fund | Taxable Total: 16,104,010 |
| 8703000 | NE-11-22-26-4 | 160.00 Acres | | | | |
| | F | LAND | T | 1 | FARMLAND | Taxable Total: 42,010 |
| | | | | 100% | Alberta School Foundation Fund | |
| 8704000 | NW-11-22-26-4 | 157.01 Acres | | | | |
| | F | LAND | T | 1 | FARMLAND | Taxable Total: 41,930 |
| | | | | 100% | The Golden Hills Reg. Div. 15 | |
| 8704010 | 9112325 1 | NW-11-22-26-4 2.99 Acres | | | Northwest Corner | |
| | 261077 TWP RD 222 | | | | | |
| | R | LAND & IMPROVEMENTS | T | 103 | RESIDENTIAL LAND & IMPROVEMENTS | Taxable Total: 551,700 |
| | | | | 100% | Alberta School Foundation Fund | |
| 8705000 | SE-11-22-26-4 | 74.41 Acres | | | South of Railway | |
| | F | LAND | T | 1 | FARMLAND | Taxable Total: 17,770 |
| | | | | 100% | Alberta School Foundation Fund | |
| 8705010 | 9312364 1 | SE-11-22-26-4 2.87 Acres | | | Northeast Corner | |
| | F | LAND | T | 1 | FARMLAND | Taxable Total: 610 |
| | | | | 100% | The Golden Hills Reg. Div. 15 | |
| 8705020 | 9312364 2 | SE-11-22-26-4 68.70 Acres | | | North of Railway | |
| | F | LAND | T | 1 | FARMLAND | Taxable Total: 17,900 |
| | | | | 100% | The Golden Hills Reg. Div. 15 | |
| 8705030 | 9610170 3 | SE-11-22-26-4 3.82 Acres | | | Southeast Corner | |
| | F | LAND | T | 1 | FARMLAND | Taxable Total: 810 |



2020 Assessment Roll (Valuation Date 1-July, 2020) 2021 Taxation Year, Wheatland County

Assessment Year: 2020
Tax Year: 2021

| Roll | Legal Address | | | | | | Total |
|---------|------------------------------------|--------------|---|--------------------------------------|----------------|-----------------------|-------|
| | | | 100% Alberta School Foundation Fund | | | | |
| 8706000 | SW-11-22-26-4 221007 RGE RD 262 | 88.00 Acres | Pioneer Elevator / South of RR Pioneer Elevator & Bulk Fertilizer | | | | |
| | F LAND & IMPROVEMENTS | | T 1 | FARMLAND | | 14,580 | |
| | ME | | T 7 | MACHINERY & EQUIPMENT | | 2,351,440 | |
| | NR | | T 105 | NON-RESEIDENTIAL LAND & IMPROVEMENTS | | 28,784,950 | |
| | | | 100% Alberta School Foundation Fund | | Taxable Total: | 31,150,970 | |
| 8707000 | SW-11-22-26-4 | 65.93 Acres | North of Railway | | | | |
| | F LAND | | T 1 | FARMLAND | | Taxable Total: 17,530 | |
| | | | 100% The Golden Hills Reg. Div. 15 | | | | |
| 8708000 | NE-12-22-26-4 | 79.00 Acres | North Half | | | | |
| | F LAND | | T 1 | FARMLAND | | Taxable Total: 19,940 | |
| | | | 100% Alberta School Foundation Fund | | | | |
| 8709000 | NE-12-22-26-4 | 40.00 Acres | LSD 10 | | | | |
| | F LAND | | T 1 | FARMLAND | | Taxable Total: 10,070 | |
| | | | 100% The Golden Hills Reg. Div. 15 | | | | |
| 8710000 | NE-12-22-26-4 | 35.16 Acres | LSD 9 | | | | |
| | F LAND | | T 1 | FARMLAND | | Taxable Total: 8,030 | |
| | | | 100% The Golden Hills Reg. Div. 15 | | | | |
| 8711000 | NW-12-22-26-4 260043 TWP RD 222 | 160.00 Acres | | | | | |
| | F LAND & IMPROVEMENTS | | T 1 | FARMLAND | | 40,250 | |
| | R | | T 103 | RESIDENTIAL LAND & IMPROVEMENTS | | 526,760 | |
| | | | | | Taxable Total: | 567,010 | |
| | R | | E 901 | RURAL RESIDENCE EXEMPTION (RAP) | | 61,540 | |
| | | | 100% Alberta School Foundation Fund | | Totals: | 628,550 | |
| 8712010 | 0011366 13 18 SE-12-22-26-4 | 19.76 Acres | NORHTWEST CORNER, W Carseland | | | | |
| | F LAND & IMPROVEMENTS | | T 1 | FARMLAND | | 3,390 | |
| | R | | T 103 | RESIDENTIAL LAND & IMPROVEMENTS | | 462,510 | |
| | | | | | Taxable Total: | 465,900 | |
| | R | | E 901 | RURAL RESIDENCE EXEMPTION (RAP) | | 3,390 | |



2020 Assessment Roll (Valuation Date 1-July, 2020) 2021 Taxation Year, Wheatland County

Assessment Year: 2020
Tax Year: 2021

| Roll | Legal Address | | | | Total |
|---------|---------------------------|--------------|---------------------------------------|--------------------------------|---------|
| | | | 100% Alberta School Foundation Fund | Totals: | 469,290 |
| 8713000 | SE-12-22-26-4 | 23.51 Acres | | S of Road & W of Carseland | |
| | F LAND | | T 1 FARMLAND | Taxable Total: | 5,620 |
| | | | 100% Alberta School Foundation Fund | | |
| 8714000 | SW-12-22-26-4 | 93.07 Acres | | NORTH OF RAILWAY | |
| | F LAND | | T 1 FARMLAND | Taxable Total: | 22,890 |
| | | | 100% The Golden Hills Reg. Div. 15 | | |
| 8714010 | 0113547 1 1 SW-12-22-26-4 | 52.84 Acres | | SOUTH OF RAILWAY | |
| | F LAND | | T 1 FARMLAND | Taxable Total: | 12,660 |
| | | | 100% Alberta School Foundation Fund | | |
| 8715000 | NE-13-22-26-4 | 153.99 Acres | | | |
| | F LAND | | T 1 FARMLAND | Taxable Total: | 41,590 |
| | | | 100% Alberta School Foundation Fund | | |
| 8716000 | NW-13-22-26-4 | 157.00 Acres | | | |
| | F LAND | | T 1 FARMLAND | Taxable Total: | 43,420 |
| | | | 100% Alberta School Foundation Fund | | |
| 8717000 | 9911203 1 NW-13-22-26-4 | 3.00 Acres | | NORTH OF SOUTHWEST CORNER | |
| | 222053 RGE RD 261 | | | | |
| | R LAND & IMPROVEMENTS | | T 103 RESIDENTIAL LAND & IMPROVEMENTS | Taxable Total: | 557,800 |
| | | | 100% Alberta School Foundation Fund | | |
| 8719000 | SE-13-22-26-4 | 151.00 Acres | | | |
| | F LAND | | T 1 FARMLAND | Taxable Total: | 39,440 |
| | | | 100% Alberta School Foundation Fund | | |
| 8719010 | 0010772 2 SE-13-22-26-4 | 3.00 Acres | | | |
| | F LAND | | T 1 FARMLAND | Taxable Total: | 650 |
| | | | 100% Alberta School Foundation Fund | | |
| 8719020 | 0010773 3 E -13-22-26-4 | 10.28 Acres | | NE CORNER LSD 8 & SE C'NER LS9 | |
| | 222044 RGE RD 260 | | | | |



2020 Assessment Roll (Valuation Date 1-July, 2020) 2021 Taxation Year, Wheatland County

Assessment Year: 2020
Tax Year: 2021

| Roll | Legal Address | | | | Total |
|---------|---------------|--------------------------|-------|--------------------------------------|---------|
| | F | LAND & IMPROVEMENTS | T 1 | FARMLAND | 1,660 |
| | R | | T 103 | RESIDENTIAL LAND & IMPROVEMENTS | 354,060 |
| | | | | Taxable Total: | 355,720 |
| | R | | E 901 | RURAL RESIDENCE EXEMPTION (RAP) | 61,540 |
| | R | | E 903 | FARM BUILDING EXEMPT | 73,590 |
| | | | 100% | Alberta School Foundation Fund | 135,130 |
| | | | | Exempt Total: | 135,130 |
| | | | | Totals: | 490,850 |
| 8720000 | SW-13-22-26-4 | 157.00 Acres | | | |
| | F | LAND | T 1 | FARMLAND | 40,830 |
| | | | | Taxable Total: | 40,830 |
| | | | | 100% Alberta School Foundation Fund | |
| 8720010 | 9911759 1 | SW-13-22-26-4 3.00 Acres | | SOUTHEAST CORNER | |
| | F | LAND | T 1 | FARMLAND | 640 |
| | | | | Taxable Total: | 640 |
| | | | | 100% Alberta School Foundation Fund | |
| 8721000 | NE-14-22-26-4 | 160.00 Acres | | | |
| | | 222064A RGE RD 261 | | | |
| | F | LAND & IMPROVEMENTS | T 1 | FARMLAND | 41,610 |
| | R | | T 103 | RESIDENTIAL LAND & IMPROVEMENTS | 505,130 |
| | | | | Taxable Total: | 546,740 |
| | R | | E 901 | RURAL RESIDENCE EXEMPTION (RAP) | 92,310 |
| | R | | E 903 | FARM BUILDING EXEMPT | 11,350 |
| | | | 100% | Alberta School Foundation Fund | 103,660 |
| | | | | Exempt Total: | 103,660 |
| | | | | Totals: | 650,400 |
| 8722000 | NW-14-22-26-4 | 160.00 Acres | | | |
| | F | LAND | T 1 | FARMLAND | 40,500 |
| | | | | Taxable Total: | 40,500 |
| | | | | 100% Alberta School Foundation Fund | |
| 8723000 | SE-14-22-26-4 | 160.00 Acres | | Rogers Tower | |
| | F | LAND & IMPROVEMENTS | T 1 | FARMLAND | 42,280 |
| | NR | | T 105 | NON-RESEIDENTIAL LAND & IMPROVEMENTS | 79,540 |
| | | | 100% | The Golden Hills Reg. Div. 15 | 121,820 |
| | | | | Taxable Total: | 121,820 |
| 8724000 | SW-14-22-26-4 | 157.01 Acres | | | |
| | F | LAND | T 1 | FARMLAND | 39,070 |
| | | | | Taxable Total: | 39,070 |
| | | | | 100% Alberta School Foundation Fund | |



2020 Assessment Roll (Valuation Date 1-July, 2020) 2021 Taxation Year, Wheatland County

Assessment Year: 2020
Tax Year: 2021

| Roll | Legal Address | | | | Total |
|---------|---------------|---------------------|--------------|---------------------------------|----------------|
| 8724010 | 9711562 1 | SW-14-22-26-4 | 2.99 Acres | Southwest Corner | |
| | | 261078 TWP RD 222 | | | |
| | R | LAND & IMPROVEMENTS | T 103 | RESIDENTIAL LAND & IMPROVEMENTS | 319,200 |
| | R | | E 903 | FARM BUILDING EXEMPT | 2,230 |
| | | | 100% | Alberta School Foundation Fund | |
| | | | | Totals: | 321,430 |
| 8725000 | NE-15-22-26-4 | | 160.00 Acres | | |
| | F | LAND | T 1 | FARMLAND | |
| | | | 100% | The Golden Hills Reg. Div. 15 | |
| | | | | Taxable Total: | 40,140 |
| 8726000 | NW-15-22-26-4 | | 123.98 Acres | | |
| | F | LAND | T 1 | FARMLAND | |
| | | | 100% | Alberta School Foundation Fund | |
| | | | | Taxable Total: | 32,570 |
| 8726010 | 0410484 1 1 | NW-15-22-26-4 | 13.06 Acres | WESTERLY PART LSD 12 &SW PT 13 | |
| | | 222055 HWY 24 | | | |
| | F | LAND & IMPROVEMENTS | T 1 | FARMLAND | 2,280 |
| | R | | T 103 | RESIDENTIAL LAND & IMPROVEMENTS | 650,320 |
| | | | | Taxable Total: | 652,600 |
| | R | | E 901 | RURAL RESIDENCE EXEMPTION (RAP) | 2,280 |
| | R | | E 903 | FARM BUILDING EXEMPT | 59,650 |
| | | | 100% | Alberta School Foundation Fund | |
| | | | | Exempt Total: | 61,930 |
| | | | | Totals: | 714,530 |
| 8727000 | SE-15-22-26-4 | | 160.00 Acres | | |
| | F | LAND | T 1 | FARMLAND | |
| | | | 100% | The Golden Hills Reg. Div. 15 | |
| | | | | Taxable Total: | 41,030 |
| 8728000 | SW-15-22-26-4 | | 154.46 Acres | | |
| | F | LAND | T 1 | FARMLAND | |
| | | | 100% | Alberta School Foundation Fund | |
| | | | | Taxable Total: | 41,080 |
| 8728010 | 9711563 1 | SW-15-22-26-4 | 2.99 Acres | Southeast Corner | |
| | | 262042 TWP RD 222 | | | |
| | R | LAND & IMPROVEMENTS | T 103 | RESIDENTIAL LAND & IMPROVEMENTS | 590,600 |
| | R | | E 903 | FARM BUILDING EXEMPT | 4,420 |
| | | | 100% | Alberta School Foundation Fund | |
| | | | | Totals: | 595,020 |



2020 Assessment Roll (Valuation Date 1-July, 2020) 2021 Taxation Year, Wheatland County

Assessment Year: 2020
Tax Year: 2021

| Roll | Legal Address | | | | Total |
|---------|-----------------------|--|--|--|---------|
| 8729000 | NE-16-22-26-4 | 119.63 Acres | Southeast of Canal | | |
| | 222082 HWY 24 | | | | |
| | F LAND & IMPROVEMENTS | T 1 FARMLAND | | | 29,530 |
| | R | T 103 RESIDENTIAL LAND & IMPROVEMENTS | | | 405,070 |
| | | | Taxable Total: | | 434,600 |
| | R | E 901 RURAL RESIDENCE EXEMPTION (RAP) | | | 29,530 |
| | R | E 903 FARM BUILDING EXEMPT | | | 11,090 |
| | | 100% Alberta School Foundation Fund | Exempt Total: | | 40,620 |
| | | | Totals: | | 475,220 |
| 8729010 | 0915379 1 1 | NE-16-22-26-4 17.53 Acres | EAST SIDE | | |
| | F LAND & IMPROVEMENTS | T 1 FARMLAND | | | 2,170 |
| | R | T 103 RESIDENTIAL LAND & IMPROVEMENTS | | | 188,500 |
| | | | Taxable Total: | | 190,670 |
| | R | E 903 FARM BUILDING EXEMPT | | | 9,390 |
| | | 100% Alberta School Foundation Fund | Totals: | | 200,060 |
| 8730000 | NE-16-22-26-4 | 12.99 Acres | NW Corner North of Canal Bed and Biscuit | | |
| | 223042 HWY 24 | | | | |
| | R LAND & IMPROVEMENTS | T 103 RESIDENTIAL LAND & IMPROVEMENTS | | | 461,940 |
| | NR | T 105 NON-RESEIDENTIAL LAND & IMPROVEMENTS | | | 71,450 |
| | | | Taxable Total: | | 533,390 |
| | R | E 901 RURAL RESIDENCE EXEMPTION (RAP) | | | 7,140 |
| | | 100% Alberta School Foundation Fund | Totals: | | 540,530 |
| 8731000 | NW-16-22-26-4 | 100.53 Acres | South of Canal | | |
| | F LAND | T 1 FARMLAND | | | |
| | | 100% Alberta School Foundation Fund | Taxable Total: | | 25,380 |
| 8731010 | 9311875 2 | NW-16-22-26-4 10.00 Acres | South of Canal, NW Corner | | |
| | 222075 RGE RD 264 | | | | |
| | F LAND & IMPROVEMENTS | T 1 FARMLAND | | | 1,470 |
| | R | T 103 RESIDENTIAL LAND & IMPROVEMENTS | | | 526,130 |
| | | | Taxable Total: | | 527,600 |
| | R | E 901 RURAL RESIDENCE EXEMPTION (RAP) | | | 1,470 |
| | | 100% Alberta School Foundation Fund | Totals: | | 529,070 |
| 8732000 | 1412239 3 1 | NW-16-22-26-4 33.14 Acres | North of Canal | | |
| | F LAND | T 1 FARMLAND | | | |
| | | | Taxable Total: | | 7,140 |



2020 Assessment Roll (Valuation Date 1-July, 2020) 2021 Taxation Year, Wheatland County

Assessment Year: 2020
Tax Year: 2021

| Roll | Legal Address | | | | | Total |
|---------|--|--|---------------------------------------|----------------|---------|---------|
| | | 100% Alberta School Foundation Fund | | | | |
| 8733000 | IRR64 RW 22 N -16-22-26-4 19.98 Acres | CANAL R OF WAY NE 7.3AC,NW 15A | | | | |
| | NR LAND | E 167 | WESTERN IRRIGATION DIST EXEMPT | Exempt Total: | 24,640 | |
| | | 100% Alberta School Foundation Fund | | | | |
| 8736000 | SE-16-22-26-4 147.55 Acres 222030 HWY 24 | | | | | |
| | F LAND & IMPROVEMENTS | T 1 | FARMLAND | | 37,030 | |
| | R | T 101 | RESIDENTIAL IMPROVEMENT NIL RAP ALLOW | | 87,900 | |
| | R | T 103 | RESIDENTIAL LAND & IMPROVEMENTS | | 327,130 | |
| | | Taxable Total: | | | | 452,060 |
| | R | E 901 | RURAL RESIDENCE EXEMPTION (RAP) | | 40,970 | |
| | | 100% Alberta School Foundation Fund | | | | |
| | | Totals: | | | | 493,030 |
| 8736010 | SE-16-22-26-4 9.90 Acres 263006 TWP RD 222 | SE Corner FERTILIZER FACILITY Former CHS Fertilizer Facility | | | | |
| | NR LAND & IMPROVEMENTS | T 105 | NON-RESEIDENTIAL LAND & IMPROVEMENTS | Taxable Total: | 771,290 | |
| | | 100% Alberta School Foundation Fund | | | | |
| 8737000 | SW-16-22-26-4 115.25 Acres | | | | | |
| | F LAND | T 1 | FARMLAND | Taxable Total: | 31,350 | |
| | | 100% Alberta School Foundation Fund | | | | |
| 8737010 | 9711564 1 SW-16-22-26-4 2.99 Acres 263068 TWP RD 222 | Southeast of Canal | | | | |
| | R LAND & IMPROVEMENTS | T 103 | RESIDENTIAL LAND & IMPROVEMENTS | Taxable Total: | 504,000 | |
| | | 100% Christ The Redeemer Reg. 3 | | | | |
| 8737020 | 0912999 2 1 SW-16-22-26-4 10.00 Acres | NW CORNER | | | | |
| | F LAND | T 1 | FARMLAND | Taxable Total: | 2,150 | |
| | | 100% Alberta School Foundation Fund | | | | |
| 8737030 | 0912999 2 2 SW-16-22-26-4 10.00 Acres 222025 RGE RD 264 | SW PART LSD 5 | | | | |
| | F LAND & IMPROVEMENTS | T 1 | FARMLAND | | 1,510 | |
| | R | T 103 | RESIDENTIAL LAND & IMPROVEMENTS | | 292,390 | |
| | | Taxable Total: | | | | 293,900 |
| | R | E 901 | RURAL RESIDENCE EXEMPTION (RAP) | | 1,510 | |
| | R | E 903 | FARM BUILDING EXEMPT | | 16,250 | |



2020 Assessment Roll (Valuation Date 1-July, 2020) 2021 Taxation Year, Wheatland County

Assessment Year: 2020
Tax Year: 2021

| Roll | Legal Address | | | | Total |
|---------|--|---------------------------------------|------------------|--|---------|
| | | 100% Alberta School Foundation Fund | Exempt Total: | | 17,760 |
| | | | Totals: | | 311,660 |
| 8737040 | 0912999 2 3 SW-16-22-26-4 10.00 Acres 222015 RGE RD 264 | | NW PART LSD 4 | | |
| | F LAND & IMPROVEMENTS | T 1 FARMLAND | | | 1,510 |
| | R | T 103 RESIDENTIAL LAND & IMPROVEMENTS | | | 437,590 |
| | | | Taxable Total: | | 439,100 |
| | R | E 901 RURAL RESIDENCE EXEMPTION (RAP) | | | 1,510 |
| | R | E 903 FARM BUILDING EXEMPT | | | 9,060 |
| | | 100% Alberta School Foundation Fund | Exempt Total: | | 10,570 |
| | | | Totals: | | 449,670 |
| 8737050 | 0912999 2 4 SW-16-22-26-4 8.43 Acres | | SW CORNER | | |
| | F LAND | T 1 FARMLAND | Taxable Total: | | 1,790 |
| | | 100% Alberta School Foundation Fund | | | |
| 8738000 | NE-17-22-26-4 157.00 Acres | | | | |
| | F LAND | T 1 FARMLAND | Taxable Total: | | 35,860 |
| | | 100% Alberta School Foundation Fund | | | |
| 8738010 | 9112101 1 NE-17-22-26-4 2.99 Acres 222044 RGE RD 264 | | Southeast Corner | | |
| | R LAND & IMPROVEMENTS | T 103 RESIDENTIAL LAND & IMPROVEMENTS | | | 445,700 |
| | R | E 903 FARM BUILDING EXEMPT | | | 7,590 |
| | | 100% Alberta School Foundation Fund | Totals: | | 453,290 |
| 8739000 | NW-17-22-26-4 135.90 Acres 222041 RGE RD 265 | | | | |
| | F LAND & IMPROVEMENTS | T 1 FARMLAND | | | 33,390 |
| | R | T 103 RESIDENTIAL LAND & IMPROVEMENTS | | | 573,450 |
| | | | Taxable Total: | | 606,840 |
| | R | E 901 RURAL RESIDENCE EXEMPTION (RAP) | | | 61,540 |
| | R | E 903 FARM BUILDING EXEMPT | | | 16,800 |
| | | 100% Alberta School Foundation Fund | Exempt Total: | | 78,340 |
| | | | Totals: | | 685,180 |
| 8740000 | SE-17-22-26-4 157.01 Acres | | | | |
| | F LAND | T 1 FARMLAND | Taxable Total: | | 41,230 |
| | | 100% Alberta School Foundation Fund | | | |



2020 Assessment Roll (Valuation Date 1-July, 2020) 2021 Taxation Year, Wheatland County

Assessment Year: 2020
Tax Year: 2021

| Roll | Legal Address | Total |
|---------|--|--|
| 8740010 | 8911947 1 SE-17-22-26-4 2.99 Acres 222038 RGE RD 264 R LAND & IMPROVEMENTS T 103 RESIDENTIAL LAND & IMPROVEMENTS Taxable Total: 100% The Golden Hills Reg. Div. 15 | Northeast Corner 613,200 |
| 8741000 | SW-17-22-26-4 124.00 Acres F LAND T 1 FARMLAND 100% The Golden Hills Reg. Div. 15 | East of Canal Taxable Total: 33,350 |
| 8741020 | 0813440 1 1 SW-17-22-26-4 9.55 Acres 222027 RGE RD 265 F LAND & IMPROVEMENTS R R T 1 FARMLAND T 103 RESIDENTIAL LAND & IMPROVEMENTS Taxable Total: E 901 RURAL RESIDENCE EXEMPTION (RAP) 100% Alberta School Foundation Fund | NW CORNER 1,530 316,190 317,720 2,710 Totals: 320,430 |
| 8741030 | 0813440 1 2 SW-17-22-26-4 5.68 Acres F LAND T 1 FARMLAND 100% Alberta School Foundation Fund | NW CORNER LSD 4 Taxable Total: 1,180 |
| 8741040 | 0813440 1 3 SW-17-22-26-4 6.07 Acres 222013 RGE RD 265 F LAND & IMPROVEMENTS R R R T 1 FARMLAND T 103 RESIDENTIAL LAND & IMPROVEMENTS Taxable Total: E 901 RURAL RESIDENCE EXEMPTION (RAP) E 903 FARM BUILDING EXEMPT 100% Alberta School Foundation Fund | SW CORNER 650 347,150 347,800 650 71,350 72,000 419,800 |
| 8742000 | NE-18-22-26-4 160.00 Acres F LAND T 1 FARMLAND 100% The Golden Hills Reg. Div. 15 | Taxable Total: 42,550 |
| 8743000 | NW-18-22-26-4 160.00 Acres F LAND T 1 FARMLAND 100% The Golden Hills Reg. Div. 15 | Taxable Total: 38,680 |



2020 Assessment Roll (Valuation Date 1-July, 2020) 2021 Taxation Year, Wheatland County

Assessment Year: 2020
Tax Year: 2021

| Roll | Legal Address | | | | Total |
|---------|---------------------------|--------------|--|----------------|---------|
| 8744000 | SE-18-22-26-4 | 80.00 Acres | East Half | | |
| | F LAND | | T 1 FARMLAND | Taxable Total: | 21,770 |
| | | | 100% Alberta School Foundation Fund | | |
| 8745000 | SE-18-22-26-4 | 80.00 Acres | West Half | | |
| | F LAND | | T 1 FARMLAND | Taxable Total: | 22,240 |
| | | | 100% Alberta School Foundation Fund | | |
| 8746000 | SW-18-22-26-4 | 131.83 Acres | North of Railway | | |
| | F LAND | | T 1 FARMLAND | Taxable Total: | 33,330 |
| | | | 100% The Golden Hills Reg. Div. 15 | | |
| 8747000 | SW-18-22-26-4 | 12.55 Acres | SW Corner, S of Railway Riverside Drilling Company | | |
| | 221083 RGE RD 270 | | | | |
| | R LAND & IMPROVEMENTS | | T 103 RESIDENTIAL LAND & IMPROVEMENTS | | 676,700 |
| | NR | | T 105 NON-RESEIDENTIAL LAND & IMPROVEMENTS | | 173,860 |
| | | | 100% Alberta School Foundation Fund | Taxable Total: | 850,560 |
| 8748010 | 1111026 1 2 NE-19-22-26-4 | 2.03 Acres | WEST OF ROAD, NE CORNER OF QRT | | |
| | 265007 TWP RD 224 | | | | |
| | R LAND & IMPROVEMENTS | | T 103 RESIDENTIAL LAND & IMPROVEMENTS | Taxable Total: | 266,500 |
| | | | 100% Alberta School Foundation Fund | | |
| 8748020 | NE-19-22-26-4 | 23.68 Acres | E of R-PLAN 0410741 & 0814572 | | |
| | NR LAND | | E 167 WESTERN IRRIGATION DIST EXEMPT | Exempt Total: | 175,950 |
| | | | 100% Alberta School Foundation Fund | | |
| 8748500 | 8596Q OT E -19-22-26-4 | 5.08 Acres | West Border of Road Plan | | |
| | NR LAND | | E 155 WHEATLAND COUNTY EXEMPT | Exempt Total: | 6,270 |
| | | | 100% Alberta School Foundation Fund | | |
| 8749000 | NW-19-22-26-4 | 149.87 Acres | | | |
| | F LAND | | T 1 FARMLAND | Taxable Total: | 36,760 |
| | | | 100% The Golden Hills Reg. Div. 15 | | |
| 8750000 | NW-19-22-26-4 | 10.00 Acres | Southwest Corner | | |
| | 223041 RGE RD 270 | | | | |



2020 Assessment Roll (Valuation Date 1-July, 2020) 2021 Taxation Year, Wheatland County

Assessment Year: 2020
Tax Year: 2021

| Roll | Legal Address | | | | Total |
|---------|--------------------|---------------------------|---|-------------------------------------|---------|
| | F | LAND & IMPROVEMENTS | T | 1 FARMLAND | 1,530 |
| | R | | T | 103 RESIDENTIAL LAND & IMPROVEMENTS | 602,820 |
| | | | | Taxable Total: | 604,350 |
| | R | | E | 901 RURAL RESIDENCE EXEMPTION (RAP) | 1,530 |
| | R | | E | 903 FARM BUILDING EXEMPT | 31,950 |
| | | | | 100% Alberta School Foundation Fund | 33,480 |
| | | | | Exempt Total: | 33,480 |
| | | | | Totals: | 637,830 |
| 8751000 | E -19-22-26-4 | 275.77 Acres | | West of Road | |
| | 223034 RGE RD 265 | | | | |
| | F | LAND & IMPROVEMENTS | T | 1 FARMLAND | 60,210 |
| | R | | T | 103 RESIDENTIAL LAND & IMPROVEMENTS | 310,060 |
| | | | | Taxable Total: | 370,270 |
| | R | | E | 901 RURAL RESIDENCE EXEMPTION (RAP) | 61,540 |
| | | | | 100% Alberta School Foundation Fund | |
| | | | | Totals: | 431,810 |
| 8751010 | SE-19-22-26-4 | 6.35 Acres | | NE of Rdway 0814572 | |
| | NR | LAND | E | 167 WESTERN IRRIGATION DIST EXEMPT | 105,340 |
| | | | | 100% Alberta School Foundation Fund | |
| 8752000 | SW-19-22-26-4 | 160.00 Acres | | | |
| | 223019A RGE RD 270 | | | | |
| | F | LAND & IMPROVEMENTS | T | 1 FARMLAND | 40,990 |
| | R | | T | 103 RESIDENTIAL LAND & IMPROVEMENTS | 576,440 |
| | | | | Taxable Total: | 617,430 |
| | R | | E | 901 RURAL RESIDENCE EXEMPTION (RAP) | 92,310 |
| | R | | E | 903 FARM BUILDING EXEMPT | 8,250 |
| | | | | 100% The Golden Hills Reg. Div. 15 | 100,560 |
| | | | | Exempt Total: | 100,560 |
| | | | | Totals: | 717,990 |
| 8753000 | 0810016 1 1 | NE-20-22-26-4 83.01 Acres | | N ptn E of Canal | |
| | 223074 RGE RD 264 | | | | |
| | F | LAND & IMPROVEMENTS | T | 1 FARMLAND | 22,720 |
| | R | | T | 103 RESIDENTIAL LAND & IMPROVEMENTS | 511,580 |
| | | | | Taxable Total: | 534,300 |
| | R | | E | 901 RURAL RESIDENCE EXEMPTION (RAP) | 22,720 |
| | | | | 100% Alberta School Foundation Fund | |
| | | | | Totals: | 557,020 |
| 8753010 | 0815623 1 2 | NE-20-22-26-4 16.16 Acres | | S.E. Corner | |
| | 223046 RGE RD 264 | | | | |
| | F | LAND & IMPROVEMENTS | T | 1 FARMLAND | 3,060 |
| | R | | T | 103 RESIDENTIAL LAND & IMPROVEMENTS | 644,440 |



2020 Assessment Roll (Valuation Date 1-July, 2020) 2021 Taxation Year, Wheatland County

Assessment Year: 2020
Tax Year: 2021

| Roll | Legal Address | | | | Total |
|---------|---------------|---------------------|---------------------------------|--|---------|
| | | | | Taxable Total: | 647,500 |
| | R | E 901 | RURAL RESIDENCE EXEMPTION (RAP) | | 3,060 |
| | R | E 903 | FARM BUILDING EXEMPT | | 47,870 |
| | | 100% | Alberta School Foundation Fund | Exempt Total: | 50,930 |
| | | | | Totals: | 698,430 |
| 8753020 | 1010624 1 3 | NE-20-22-26-4 | 4.00 Acres | NW CORNER E OF CANAL IN LSD 15 | |
| | 264027A | TWP RD 224 | | | |
| | R | LAND & IMPROVEMENTS | T 103 | RESIDENTIAL LAND & IMPROVEMENTS Taxable Total: | 528,700 |
| | | | 100% | Alberta School Foundation Fund | |
| 8753030 | 1010624 1 4 | NE-20-22-26-4 | 4.00 Acres | NE CORNER LSD 15 | |
| | 264027 | TWP RD 224 | | | |
| | R | LAND & IMPROVEMENTS | T 103 | RESIDENTIAL LAND & IMPROVEMENTS Taxable Total: | 419,300 |
| | | | 100% | Alberta School Foundation Fund | |
| 8754000 | NE-20-22-26-4 | 39.20 Acres | | West of Canal Equine Connection | |
| | 264039A | TWP RD 224 | | | |
| | F | LAND & IMPROVEMENTS | T 1 | FARMLAND | 5,570 |
| | R | | T 103 | RESIDENTIAL LAND & IMPROVEMENTS | 561,920 |
| | NR | | T 105 | NON-RESEIDENTIAL LAND & IMPROVEMENTS | 348,780 |
| | | | | Taxable Total: | 916,270 |
| | R | E 901 | RURAL RESIDENCE EXEMPTION (RAP) | | 5,570 |
| | R | E 903 | FARM BUILDING EXEMPT | | 43,640 |
| | | 100% | Alberta School Foundation Fund | Exempt Total: | 49,210 |
| | | | | Totals: | 965,480 |
| 8754010 | NE-20-22-26-4 | 0.30 Acres | | NorthWest Corner | |
| | NR | LAND | E 167 | WESTERN IRRIGATION DIST EXEMPT Exempt Total: | 370 |
| | | | 100% | Alberta School Foundation Fund | |
| 8755000 | NW-20-22-26-4 | 131.35 Acres | | | |
| | 264039 | TWP RD 224 | | | |
| | F | LAND & IMPROVEMENTS | T 1 | FARMLAND | 32,210 |
| | R | | T 103 | RESIDENTIAL LAND & IMPROVEMENTS | 335,590 |
| | | | | Taxable Total: | 367,800 |
| | R | E 901 | RURAL RESIDENCE EXEMPTION (RAP) | | 32,210 |
| | | 100% | Alberta School Foundation Fund | Totals: | 400,010 |
| 8755010 | IRR570 | W -20-22-26-4 | 52.80 Acres | CANAL R OF WAY, NW 21.7AC & | |
| | NR | LAND | E 167 | WESTERN IRRIGATION DIST EXEMPT Exempt Total: | 65,120 |



2020 Assessment Roll (Valuation Date 1-July, 2020) 2021 Taxation Year, Wheatland County

Assessment Year: 2020
Tax Year: 2021

| Roll | Legal Address | | | | | | Total |
|---------|--------------------------------------|---------------------|---|---------------------------------|----------------|--|---------|
| 8755015 | NW-20-22-26-4 6.95 Acres | | 100% Alberta School Foundation Fund North Narrow Strip along Road | | | | |
| | NR | LAND | E 167 | WESTERN IRRIGATION DIST EXEMPT | Exempt Total: | | 8,570 |
| 8756000 | SE-20-22-26-4 133.00 Acres | | 100% Alberta School Foundation Fund Southwest of Canal | | | | |
| | F | LAND | T 1 | FARMLAND | Taxable Total: | | 29,510 |
| 8757000 | SE-20-22-26-4 10.54 Acres | | 100% Alberta School Foundation Fund NE CORNER | | | | |
| | 223036 RGE RD 264 | | | | | | |
| | F | LAND & IMPROVEMENTS | T 1 | FARMLAND | | | 1,780 |
| | R | | T 103 | RESIDENTIAL LAND & IMPROVEMENTS | | | 680,120 |
| | R | | E 901 | RURAL RESIDENCE EXEMPTION (RAP) | Taxable Total: | | 681,900 |
| 8757010 | 0913137 1 1 SE-20-22-26-4 4.09 Acres | | 100% Alberta School Foundation Fund E CENTRAL PART LSD 8 | | | | |
| | F | LAND | T 1 | FARMLAND | Taxable Total: | | 880 |
| 8757020 | 0913137 1 2 SE-20-22-26-4 3.37 Acres | | 100% Alberta School Foundation Fund SE PORTION LSD 8 | | | | |
| | 223026 RGE RD 264 | | | | | | |
| | R | LAND & IMPROVEMENTS | T 103 | RESIDENTIAL LAND & IMPROVEMENTS | Taxable Total: | | 660,700 |
| 8758000 | SW-20-22-26-4 128.90 Acres | | 100% Alberta School Foundation Fund | | | | |
| | F | LAND | T 1 | FARMLAND | Taxable Total: | | 29,470 |
| 8759000 | NE-21-22-26-4 154.45 Acres | | 100% Alberta School Foundation Fund | | | | |
| | F | LAND | T 1 | FARMLAND | Taxable Total: | | 39,360 |
| 8759010 | 9311103 1 NE-21-22-26-4 3.00 Acres | | 100% The Golden Hills Reg. Div. 15 Northwest Corner | | | | |
| | 263039 TWP RD 224 | | | | | | |
| | R | LAND & IMPROVEMENTS | T 103 | RESIDENTIAL LAND & IMPROVEMENTS | Taxable Total: | | 328,800 |



2020 Assessment Roll (Valuation Date 1-July, 2020) 2021 Taxation Year, Wheatland County

Assessment Year: 2020
Tax Year: 2021

| Roll | Legal Address | | | | | | Total |
|-------------------------------------|-------------------|---------------------|-------------------------------------|----------------------|-----|---------------------------------|---------|
| 100% Alberta School Foundation Fund | | | | | | | |
| 8760000 | 0910128 1 1 | NW-21-22-26-4 | 25.95 Acres | NW PART LSD 13 | | | |
| | 223077 RGE RD 264 | | | | | | |
| | F | LAND & IMPROVEMENTS | | T | 1 | FARMLAND | 5,300 |
| | R | | | T | 103 | RESIDENTIAL LAND & IMPROVEMENTS | 692,400 |
| | Taxable Total: | | | | | | 697,700 |
| | R | | | E | 901 | RURAL RESIDENCE EXEMPTION (RAP) | 5,300 |
| | R | | | E | 903 | FARM BUILDING EXEMPT | 253,260 |
| | | | 100% Alberta School Foundation Fund | Exempt Total: | | | 258,560 |
| | Totals: | | | | | | 956,260 |
| 100% Alberta School Foundation Fund | | | | | | | |
| 8760010 | NW-21-22-26-4 | 80.00 Acres | South Half | | | | |
| | F | LAND | | T | 1 | FARMLAND | |
| | Taxable Total: | | | | | | 21,370 |
| 100% Alberta School Foundation Fund | | | | | | | |
| 8760020 | 0910128 1 2 | NW-21-22-26-4 | 24.38 Acres | CENTRAL PART OF N1/2 | | | |
| | 263057 TWP RD 224 | | | | | | |
| | F | LAND & IMPROVEMENTS | | T | 1 | FARMLAND | 5,040 |
| | R | | | T | 103 | RESIDENTIAL LAND & IMPROVEMENTS | 469,260 |
| | Taxable Total: | | | | | | 474,300 |
| | R | | | E | 901 | RURAL RESIDENCE EXEMPTION (RAP) | 5,040 |
| | | | 100% Alberta School Foundation Fund | Totals: | | | 479,340 |
| 100% Alberta School Foundation Fund | | | | | | | |
| 8760030 | 0910128 1 3 | NW-21-22-26-4 | 24.39 Acres | EAST PART LSD 14 | | | |
| | 263045 TWP RD 224 | | | | | | |
| | F | LAND & IMPROVEMENTS | | T | 1 | FARMLAND | 4,980 |
| | R | | | T | 103 | RESIDENTIAL LAND & IMPROVEMENTS | 958,920 |
| | Taxable Total: | | | | | | 963,900 |
| | R | | | E | 901 | RURAL RESIDENCE EXEMPTION (RAP) | 4,980 |
| | | | 100% Alberta School Foundation Fund | Totals: | | | 968,880 |
| 100% Alberta School Foundation Fund | | | | | | | |
| 8760040 | 0910697 1 4 | NW-21-22-26-4 | 5.00 Acres | SW CORNER LSD 13 | | | |
| | F | LAND | | T | 1 | FARMLAND | |
| | Taxable Total: | | | | | | 1,060 |
| | | | 100% Alberta School Foundation Fund | | | | |
| 100% The Golden Hills Reg. Div. 15 | | | | | | | |
| 8761000 | SE-21-22-26-4 | 87.15 Acres | West of Canal | | | | |
| | F | LAND | | T | 1 | FARMLAND | |
| | Taxable Total: | | | | | | 22,960 |



2020 Assessment Roll (Valuation Date 1-July, 2020) 2021 Taxation Year, Wheatland County

Assessment Year: 2020
Tax Year: 2021

| Roll | Legal Address | | | | Total |
|---------|-----------------------------|--------------|---------------------------------------|--------------------------------|---------|
| 8762000 | SE-21-22-26-4 | 55.00 Acres | | East of Canal | |
| | F LAND | | T 1 FARMLAND | Taxable Total: | 12,970 |
| | | | 100% Alberta School Foundation Fund | | |
| 8763000 | SW-21-22-26-4 | 80.00 Acres | | LSD 5,6 | |
| | 223031 RGE RD 264 | | | | |
| | F LAND & IMPROVEMENTS | | T 1 FARMLAND | | 21,140 |
| | R | | T 103 RESIDENTIAL LAND & IMPROVEMENTS | | 322,160 |
| | | | | Taxable Total: | 343,300 |
| | R | | E 903 FARM BUILDING EXEMPT | | 61,440 |
| | | | 100% Alberta School Foundation Fund | Totals: | 404,740 |
| 8764000 | SW-21-22-26-4 | 71.42 Acres | | South Half | |
| | F LAND | | T 1 FARMLAND | Taxable Total: | 19,050 |
| | | | 100% Alberta School Foundation Fund | | |
| 8765000 | 9310218 1 SW-21-22-26-4 | 3.88 Acres | | SW Crn S of Cnl/NW Crn of NW Q | |
| | 223001 RGE RD 264 | | | | |
| | R LAND & IMPROVEMENTS | | T 103 RESIDENTIAL LAND & IMPROVEMENTS | Taxable Total: | 450,800 |
| | | | 100% Alberta School Foundation Fund | | |
| 8765010 | 0714799 RW 22 S -21-22-26-4 | 43.76 Acres | | SE20 9.16ac, NE20 14.065ac | |
| | NR LAND | | E 167 WESTERN IRRIGATION DIST EXEMPT | Exempt Total: | 53,970 |
| | | | 100% Alberta School Foundation Fund | | |
| 8766000 | NE-22-22-26-4 | 154.18 Acres | | | |
| | F LAND | | T 1 FARMLAND | Taxable Total: | 36,440 |
| | | | 100% Alberta School Foundation Fund | | |
| 8766010 | IRR64 OT NE-22-22-26-4 | 0.30 Acres | | ROW ACROSS CANAL | |
| | NR LAND | | E 167 WESTERN IRRIGATION DIST EXEMPT | Exempt Total: | 8,420 |
| | | | 100% Alberta School Foundation Fund | | |
| 8767000 | NE-22-22-26-4 | 1.13 Acres | | Northwest Corner | |
| | 262039 TWP RD 224 | | | | |
| | R LAND & IMPROVEMENTS | | T 103 RESIDENTIAL LAND & IMPROVEMENTS | Taxable Total: | 686,100 |
| | | | 100% Alberta School Foundation Fund | | |



2020 Assessment Roll (Valuation Date 1-July, 2020) 2021 Taxation Year, Wheatland County

Assessment Year: 2020
Tax Year: 2021

| Roll | Legal Address | Total |
|---------|--|--|
| 8768000 | 1010524 6 2 NW-22-22-26-4 64.66 Acres 262067 TWP RD 224 | NW OF CANAL |
| | F LAND & IMPROVEMENTS | T 1 FARMLAND 15,380 |
| | R | T 103 RESIDENTIAL LAND & IMPROVEMENTS 526,580 |
| | | Taxable Total: 541,960 |
| | R | E 901 RURAL RESIDENCE EXEMPTION (RAP) 35,120 |
| | R | E 903 FARM BUILDING EXEMPT 227,970 |
| | | 100% Alberta School Foundation Fund Exempt Total: 263,090 |
| | | Totals: 805,050 |
| 8768010 | 1011258 5 1 NW-22-22-26-4 13.32 Acres 262045 TWP RD 224 | Northeast Corner N of Canal |
| | F LAND & IMPROVEMENTS | T 1 FARMLAND 2,300 |
| | R | T 103 RESIDENTIAL LAND & IMPROVEMENTS 567,500 |
| | | Taxable Total: 569,800 |
| | R | E 901 RURAL RESIDENCE EXEMPTION (RAP) 2,300 |
| | | 100% Alberta School Foundation Fund Totals: 572,100 |
| 8768020 | 0914725 3 2 NW-22-22-26-4 3.48 Acres | NW CORNER LSD 14 |
| | F LAND | T 1 FARMLAND |
| | | 100% Alberta School Foundation Fund Taxable Total: 690 |
| 8768030 | 1511528 6 3 NW-22-22-26-4 5.69 Acres 223041 HWY 24 | SW CORNER LSD 12 |
| | R LAND & IMPROVEMENTS | T 103 RESIDENTIAL LAND & IMPROVEMENTS Taxable Total: 363,000 |
| | | 100% Alberta School Foundation Fund |
| 8769015 | IRR64 RW 22 NW-22-22-26-4 19.67 Acres | CANAL ROW |
| | NR LAND | E 167 WESTERN IRRIGATION DIST EXEMPT Exempt Total: 161,750 |
| | | 100% Alberta School Foundation Fund |
| 8770000 | SE-22-22-26-4 120.00 Acres | LSD 1, 1 & 7 |
| | F LAND | T 1 FARMLAND |
| | | 100% Alberta School Foundation Fund Taxable Total: 28,590 |
| 8771000 | SE-22-22-26-4 40.00 Acres 223036 RGE RD 262 | LSD 8 |
| | F LAND & IMPROVEMENTS | T 1 FARMLAND 8,960 |
| | R | T 103 RESIDENTIAL LAND & IMPROVEMENTS 335,040 |
| | | Taxable Total: 344,000 |



2020 Assessment Roll (Valuation Date 1-July, 2020) 2021 Taxation Year, Wheatland County

Assessment Year: 2020
Tax Year: 2021

| Roll | Legal Address | Total |
|---------|---|--------------------------------|
| | R E 901 RURAL RESIDENCE EXEMPTION (RAP) | 8,960 |
| | R E 903 FARM BUILDING EXEMPT | 15,570 |
| | 100% Alberta School Foundation Fund Exempt Total: | 24,530 |
| | Totals: | 368,530 |
| 8772000 | 0710414 4 1 W -22-22-26-4 220.54 Acres | SE OF CANAL & N 285FT OF NW-15 |
| | F LAND T 1 FARMLAND | Taxable Total: 55,180 |
| | 100% Alberta School Foundation Fund | |
| 8772010 | SW-22-22-26-4 0.24 Acres | NW CORNER |
| | R LAND T 104 RESIDENTIAL VACANT LAND | Taxable Total: 2,400 |
| | 100% Alberta School Foundation Fund | |
| 8773000 | 0512396 1 1 SW-22-22-26-4 3.83 Acres | N.W. Corner South of Canal |
| | 223037 HWY 24 | |
| | R LAND & IMPROVEMENTS T 103 RESIDENTIAL LAND & IMPROVEMENTS | Taxable Total: 602,200 |
| | 100% The Golden Hills Reg. Div. 15 | |
| 8774000 | NE-23-22-26-4 159.00 Acres | |
| | F LAND T 1 FARMLAND | Taxable Total: 38,670 |
| | 100% Alberta School Foundation Fund | |
| 8775000 | NW-23-22-26-4 159.00 Acres | |
| | F LAND T 1 FARMLAND | Taxable Total: 38,930 |
| | 100% Alberta School Foundation Fund | |
| 8776000 | SE-23-22-26-4 80.00 Acres | South Half |
| | 223002 RGE RD 261 | |
| | F LAND & IMPROVEMENTS T 1 FARMLAND | 19,770 |
| | R T 103 RESIDENTIAL LAND & IMPROVEMENTS | 469,630 |
| | Taxable Total: | 489,400 |
| | R E 901 RURAL RESIDENCE EXEMPTION (RAP) | 19,770 |
| | 100% Alberta School Foundation Fund Totals: | 509,170 |
| 8777000 | SE-23-22-26-4 80.00 Acres | North Half |
| | F LAND T 1 FARMLAND | Taxable Total: 20,070 |
| | 100% Alberta School Foundation Fund | |



2020 Assessment Roll (Valuation Date 1-July, 2020) 2021 Taxation Year, Wheatland County

Assessment Year: 2020
Tax Year: 2021

| Roll | Legal Address | | | | | | Total |
|---------|---------------------------|---------------------|---|-----|--------------------------------------|----------------|---|
| 8778000 | SW-23-22-26-4 | 160.00 Acres | | | | | |
| | F | LAND | T | 1 | FARMLAND | Taxable Total: | 39,720 |
| | | | | | 100% Alberta School Foundation Fund | | |
| 8779000 | NE-24-22-26-4 | 79.50 Acres | | | | | LSD 9 & 10 |
| | F | LAND | T | 1 | FARMLAND | Taxable Total: | 22,970 |
| | | | | | 100% Alberta School Foundation Fund | | |
| 8780000 | NE-24-22-26-4 | 59.65 Acres | | | | | LSD 15 & West part LSD 16 |
| | F | LAND | T | 1 | FARMLAND | Taxable Total: | 15,450 |
| | | | | | 100% Alberta School Foundation Fund | | |
| 8780010 | 9012564 1 NE-24-22-26-4 | 3.09 Acres | | | | | Northeast Corner |
| | | 223076 RGE RD 260 | | | | | |
| | R | LAND & IMPROVEMENTS | T | 103 | RESIDENTIAL LAND & IMPROVEMENTS | | 215,430 |
| | NR | | T | 105 | NON-RESEIDENTIAL LAND & IMPROVEMENTS | | 31,670 |
| | | | | | 100% Alberta School Foundation Fund | Taxable Total: | 247,100 |
| 8780020 | 1312179 3 2 NE-24-22-26-4 | 15.23 Acres | | | | | SE portion LSD 16 Former Nu-Vision Industries |
| | | 223072 RGE RD 260 | | | | | |
| | R | LAND & IMPROVEMENTS | T | 103 | RESIDENTIAL LAND & IMPROVEMENTS | | 109,920 |
| | NR | | T | 105 | NON-RESEIDENTIAL LAND & IMPROVEMENTS | | 2,330,320 |
| | | | | | 100% Alberta School Foundation Fund | Taxable Total: | 2,440,240 |
| 8781000 | NW-24-22-26-4 | 159.00 Acres | | | | | |
| | F | LAND | T | 1 | FARMLAND | Taxable Total: | 39,120 |
| | | | | | 100% Alberta School Foundation Fund | | |
| 8782000 | 0811322 1 5 SE-24-22-26-4 | 79.18 Acres | | | | | North Half |
| | | 223028 RGE RD 260 | | | | | |
| | F | LAND & IMPROVEMENTS | T | 1 | FARMLAND | | 21,620 |
| | R | | T | 103 | RESIDENTIAL LAND & IMPROVEMENTS | | 284,200 |
| | | | | | 100% Alberta School Foundation Fund | Taxable Total: | 305,820 |
| 8783000 | 0811322 1 4 SE-24-22-26-4 | 70.83 Acres | | | | | South Part |
| | F | LAND | T | 1 | FARMLAND | Taxable Total: | 20,070 |
| | | | | | 100% Alberta School Foundation Fund | | |



2020 Assessment Roll (Valuation Date 1-July, 2020) 2021 Taxation Year, Wheatland County

Assessment Year: 2020
Tax Year: 2021

| Roll | Legal Address | Total |
|---------|---|--------------------------|
| 8783010 | 0811322 1 1 SE-24-22-26-4 2.63 Acres 223018 RGE RD 260 | N.E. CORNER LSD 8 |
| | R LAND & IMPROVEMENTS T 103 RESIDENTIAL LAND & IMPROVEMENTS Taxable Total: 100% Alberta School Foundation Fund | 401,300 |
| 8783020 | 0811322 1 2 SE-24-22-26-4 2.70 Acres 223014 RGE RD 260 | SE. LSD 8 & NE LSD 1 |
| | R LAND & IMPROVEMENTS T 103 RESIDENTIAL LAND & IMPROVEMENTS Taxable Total: 100% Alberta School Foundation Fund | 465,300 |
| 8783030 | 0811322 1 3 SE-24-22-26-4 2.77 Acres 223002 RGE RD 260 | SE LSD 1 |
| | R LAND & IMPROVEMENTS T 103 RESIDENTIAL LAND & IMPROVEMENTS Taxable Total: 100% Alberta School Foundation Fund | 674,500 |
| 8784000 | SW-24-22-26-4 160.00 Acres | |
| | F LAND T 1 FARMLAND Taxable Total: 100% Alberta School Foundation Fund | 41,570 |
| 8785000 | NE-25-22-26-4 147.29 Acres | |
| | F LAND T 1 FARMLAND Taxable Total: 100% Alberta School Foundation Fund | 42,310 |
| 8785010 | 8811700 NE-25-22-26-4 1.49 Acres | CANAL RIGHT OF WAY |
| | NR LAND E 167 WESTERN IRRIGATION DIST EXEMPT Exempt Total: 100% Alberta School Foundation Fund | 119,890 |
| 8786000 | NW-25-22-26-4 122.00 Acres | |
| | F LAND T 1 FARMLAND Taxable Total: 100% Alberta School Foundation Fund | 32,160 |
| 8786005 | 0810025 1 2 NW-25-22-26-4 5.50 Acres 224076 RGE RD 260A | NE CORNER- East of Canal |
| | R LAND & IMPROVEMENTS T 103 RESIDENTIAL LAND & IMPROVEMENTS Taxable Total: 100% Alberta School Foundation Fund | 524,100 |
| 8786010 | 8811700 NW-25-22-26-4 4.45 Acres | CANAL RIGHT OF WAY |
| | NR LAND E 167 WESTERN IRRIGATION DIST EXEMPT Exempt Total: | 171,050 |



2020 Assessment Roll (Valuation Date 1-July, 2020) 2021 Taxation Year, Wheatland County

Assessment Year: 2020
Tax Year: 2021

| Roll | Legal Address | | | | | Total |
|---------|--|---|-----|--|---------|---------|
| | | 100% Alberta School Foundation Fund | | | | |
| 8786015 | 0810025 1 3 NW-25-22-26-4 4.00 Acres 224074 RGE RD 260A | | | | | |
| | R LAND & IMPROVEMENTS | T | 103 | RESIDENTIAL LAND & IMPROVEMENTS Taxable Total: | 653,900 | |
| | | 100% Alberta School Foundation Fund | | | | |
| 8786020 | 0810025 1 4 NW-25-22-26-4 4.00 Acres 224066 RGE RD 260A | | | | | |
| | R LAND & IMPROVEMENTS | T | 103 | RESIDENTIAL LAND & IMPROVEMENTS Taxable Total: | 538,000 | |
| | | 100% Alberta School Foundation Fund | | | | |
| 8786025 | 0810025 1 5 NW-25-22-26-4 4.00 Acres 224064 RGE RD 260A | | | | | |
| | R LAND & IMPROVEMENTS | T | 103 | RESIDENTIAL LAND & IMPROVEMENTS Taxable Total: | 624,600 | |
| | | 100% Alberta School Foundation Fund | | | | |
| 8786030 | 0810025 1 6 NW-25-22-26-4 3.53 Acres 224060 RGE RD 260A | | | | | |
| | R LAND & IMPROVEMENTS | T | 103 | RESIDENTIAL LAND & IMPROVEMENTS Taxable Total: | 536,200 | |
| | | 100% Alberta School Foundation Fund | | | | |
| 8787000 | SE-25-22-26-4 58.51 Acres 224022 RGE RD 260 | LSD 8 & Ptn LSD 2&7 E of Canal Trucking Company | | | | |
| | F LAND & IMPROVEMENTS | T | 1 | FARMLAND | 16,020 | |
| | R | T | 103 | RESIDENTIAL LAND & IMPROVEMENTS | 297,600 | |
| | NR | T | 105 | NON-RESEIDENTIAL LAND & IMPROVEMENTS | 297,610 | |
| | | Taxable Total: | | | | 611,230 |
| | R | E | 903 | FARM BUILDING EXEMPT | 177,870 | |
| | | 100% Alberta School Foundation Fund | | | | |
| | | Totals: | | | | 789,100 |
| 8787010 | SE-25-22-26-4 57.91 Acres | Ptn LSD 2 & 7 West of Canal | | | | |
| | F LAND | T | 1 | FARMLAND | | |
| | | 100% Alberta School Foundation Fund | | | | |
| | | Taxable Total: | | | | 13,890 |
| 8788000 | SE-25-22-26-4 38.09 Acres 260006 TWP RD 224 | | | | | |
| | F LAND & IMPROVEMENTS | T | 1 | FARMLAND | 8,640 | |
| | R | T | 103 | RESIDENTIAL LAND & IMPROVEMENTS | 341,350 | |
| | | Taxable Total: | | | | 349,990 |
| | R | E | 901 | RURAL RESIDENCE EXEMPTION (RAP) | 22,530 | |
| | R | E | 903 | FARM BUILDING EXEMPT | 115,920 | |



2020 Assessment Roll (Valuation Date 1-July, 2020) 2021 Taxation Year, Wheatland County

Assessment Year: 2020
Tax Year: 2021

| Roll | Legal Address | | | | | | Total |
|---------|---------------|---------------------|--------------|-------|-------------------------------------|-----------------------------|---------|
| | | | | | 100% Alberta School Foundation Fund | Exempt Total: | 138,450 |
| | | | | | | Totals: | 488,440 |
| 8788010 | IRR238 RW22 | PT-25-22-26-4 | 5.54 Acres | | | Canal R of Way | |
| | NR | LAND | | E 167 | WESTERN IRRIGATION DIST EXEMPT | Exempt Total: | 6,830 |
| | | | | | 100% Alberta School Foundation Fund | | |
| 8789000 | SW-25-22-26-4 | | 123.82 Acres | | | | |
| | F | LAND | | T 1 | FARMLAND | Taxable Total: | 32,200 |
| | | | | | 100% Alberta School Foundation Fund | | |
| 8789002 | 1312376 3 1 | SW-25-22-26-4 | 4.63 Acres | | | S.E. Corner | |
| | | 260044 TWP RD 224 | | | | | |
| | R | LAND & IMPROVEMENTS | | T 103 | RESIDENTIAL LAND & IMPROVEMENTS | Taxable Total: | 574,100 |
| | | | | | 100% Alberta School Foundation Fund | | |
| 8789004 | 1312376 3 2 | SW-25-22-26-4 | 4.63 Acres | | | 113.22m East of S.E. Corner | |
| | | 260050 TWP RD 224 | | | | | |
| | R | LAND & IMPROVEMENTS | | T 103 | RESIDENTIAL LAND & IMPROVEMENTS | Taxable Total: | 532,900 |
| | | | | | 100% Alberta School Foundation Fund | | |
| 8789006 | 1312376 3 3 | SW-25-22-26-4 | 4.63 Acres | | | 226m East of S.E. Corner | |
| | | 260056 TWP RD 224 | | | | | |
| | F | LAND & IMPROVEMENTS | | T 1 | FARMLAND | | 450 |
| | R | | | T 103 | RESIDENTIAL LAND & IMPROVEMENTS | | 535,650 |
| | | | | | | Taxable Total: | 536,100 |
| | R | | | E 901 | RURAL RESIDENCE EXEMPTION (RAP) | | 450 |
| | | | | | 100% The Golden Hills Reg. Div. 15 | Totals: | 536,550 |
| 8789008 | 1312376 3 4 | SW-25-22-26-4 | 4.62 Acres | | | 339m East of S.E. Corner | |
| | | 260064 TWP RD 224 | | | | | |
| | R | LAND & IMPROVEMENTS | | T 103 | RESIDENTIAL LAND & IMPROVEMENTS | Taxable Total: | 528,000 |
| | | | | | 100% Alberta School Foundation Fund | | |
| 8789010 | 1312376 3 5 | SW-25-22-26-4 | 4.33 Acres | | | Southwest Corner LSD 2 | |
| | | 260066 TWP RD 224 | | | | | |
| | F | LAND & IMPROVEMENTS | | T 1 | FARMLAND | | 370 |
| | R | | | T 103 | RESIDENTIAL LAND & IMPROVEMENTS | | 867,630 |
| | | | | | | Taxable Total: | 868,000 |
| | R | | | E 901 | RURAL RESIDENCE EXEMPTION (RAP) | | 370 |
| | | | | | | Totals: | 868,370 |



2020 Assessment Roll (Valuation Date 1-July, 2020) 2021 Taxation Year, Wheatland County

Assessment Year: 2020
Tax Year: 2021

| Roll | Legal Address | 100% Alberta School Foundation Fund | | | | Total |
|---------|--|-------------------------------------|-----|--|----------------|---------|
| 8789015 | 0710581 2 2 SW-25-22-26-4 3.13 Acres 260070A TWP RD 224 | | | SW CORNER | | |
| | R LAND & IMPROVEMENTS | T | 103 | RESIDENTIAL LAND & IMPROVEMENTS Taxable Total: | | 649,800 |
| | | | | 100% Alberta School Foundation Fund | | |
| 8789020 | 0710581 2 3 SW-25-22-26-4 3.21 Acres 260074 TWP RD 224 | | | SW CORNER | | |
| | R LAND & IMPROVEMENTS | T | 103 | RESIDENTIAL LAND & IMPROVEMENTS Taxable Total: | | 355,000 |
| | | | | 100% Alberta School Foundation Fund | | |
| 8789025 | 0710581 2 4 SW-25-22-26-4 6.00 Acres 224009 RGE RD 261 | | | | | |
| | F LAND & IMPROVEMENTS | T | 1 | FARMLAND | | 570 |
| | R | T | 103 | RESIDENTIAL LAND & IMPROVEMENTS | | 674,230 |
| | | | | Taxable Total: | | 674,800 |
| | R | E | 901 | RURAL RESIDENCE EXEMPTION (RAP) | | 570 |
| | | | | 100% Alberta School Foundation Fund | | |
| | | | | Totals: | | 675,370 |
| 8790000 | NE-26-22-26-4 147.32 Acres | | | | | |
| | F LAND | T | 1 | FARMLAND | Taxable Total: | 30,630 |
| | | | | 100% Alberta School Foundation Fund | | |
| 8790010 | 8811700 NE-26-22-26-4 2.10 Acres | | | CANAL RIGHT OF WAY | | |
| | NR LAND | E | 167 | WESTERN IRRIGATION DIST EXEMPT | Exempt Total: | 134,080 |
| | | | | 100% Alberta School Foundation Fund | | |
| 8791000 | NW-26-22-26-4 62.02 Acres 261053 HWY 901 | | | North Half | | |
| | F LAND & IMPROVEMENTS | T | 1 | FARMLAND | | 14,160 |
| | R | T | 103 | RESIDENTIAL LAND & IMPROVEMENTS | | 287,470 |
| | | | | Taxable Total: | | 301,630 |
| | R | E | 901 | RURAL RESIDENCE EXEMPTION (RAP) | | 27,230 |
| | | | | 100% Alberta School Foundation Fund | | |
| | | | | Totals: | | 328,860 |
| 8791010 | 1011306 2 1 NW-26-22-26-4 11.94 Acres 224057 RGE RD 262 | | | N of Canal w part lsd 12 | | |
| | F LAND & IMPROVEMENTS | T | 1 | FARMLAND | | 1,690 |
| | R | T | 103 | RESIDENTIAL LAND & IMPROVEMENTS | | 350,060 |
| | | | | Taxable Total: | | 351,750 |
| | R | E | 901 | RURAL RESIDENCE EXEMPTION (RAP) | | 61,540 |



2020 Assessment Roll (Valuation Date 1-July, 2020) 2021 Taxation Year, Wheatland County

Assessment Year: 2020
Tax Year: 2021

| Roll | Legal Address | | | | | | Total |
|---------|---------------|---------------------|-------------------------------------|-------|-------------------------------------|----------------|---------|
| | | | 100% Alberta School Foundation Fund | | Totals: | | 413,290 |
| 8791020 | 0915757 2 1 | NW-26-22-26-4 | 5.00 Acres | | WEST PART LSD 13 | | |
| | F | LAND | | T 1 | FARMLAND | Taxable Total: | 1,100 |
| | | | | | 100% Alberta School Foundation Fund | | |
| 8792000 | NW-26-22-26-4 | | 37.25 Acres | | South of Canal | | |
| | F | LAND | | T 1 | FARMLAND | Taxable Total: | 8,730 |
| | | | | | 100% Alberta School Foundation Fund | | |
| 8792010 | 0914824 RW 22 | PT-26-22-26-4 | 60.66 Acres | | NW & NE-26, NE & SE-27 | | |
| | NR | LAND | | E 167 | WESTERN IRRIGATION DIST EXEMPT | Exempt Total: | 154,740 |
| | | | | | 100% Alberta School Foundation Fund | | |
| 8793000 | NW-26-22-26-4 | | 0.96 Acres | | Northeast corner | | |
| | R | LAND | | T 104 | RESIDENTIAL VACANT LAND | Taxable Total: | 11,500 |
| | | | | | 100% Alberta School Foundation Fund | | |
| 8794000 | SE-26-22-26-4 | | 159.00 Acres | | | | |
| | F | LAND | | T 1 | FARMLAND | Taxable Total: | 39,300 |
| | | | | | 100% Alberta School Foundation Fund | | |
| 8795000 | SW-26-22-26-4 | | 136.93 Acres | | | | |
| | F | LAND | | T 1 | FARMLAND | Taxable Total: | 29,510 |
| | | | | | 100% Alberta School Foundation Fund | | |
| 8795010 | 0011652 1 | SW-26-22-26-4 | 22.07 Acres | | SOUTHWEST CORNER | | |
| | | 261062 TWP RD 224 | | | | | |
| | F | LAND & IMPROVEMENTS | | T 1 | FARMLAND | | 2,480 |
| | R | | | T 103 | RESIDENTIAL LAND & IMPROVEMENTS | | 558,320 |
| | | | | | | Taxable Total: | 560,800 |
| | R | | | E 901 | RURAL RESIDENCE EXEMPTION (RAP) | | 2,480 |
| | R | | | E 903 | FARM BUILDING EXEMPT | | 25,250 |
| | | | | | 100% Alberta School Foundation Fund | Exempt Total: | 27,730 |
| | | | | | | Totals: | 588,530 |
| 8796000 | 1012698 1 1 | NE-27-22-26-4 | 155.23 Acres | | | | |



2020 Assessment Roll (Valuation Date 1-July, 2020) 2021 Taxation Year, Wheatland County

Assessment Year: 2020
Tax Year: 2021

| Roll | Legal Address | | | | | | Total |
|---------|---------------|----------------------------|---|-----|-------------------------------------|------------------|---------|
| | F | LAND | T | 1 | FARMLAND | Taxable Total: | 40,240 |
| 8797000 | NW-27-22-26-4 | 157.47 Acres | | | 100% Alberta School Foundation Fund | | |
| | F | LAND | T | 1 | FARMLAND | Taxable Total: | 37,340 |
| 8798000 | 1014525 1 1 | SE-27-22-26-4 134.33 Acres | | | 100% Alberta School Foundation Fund | | |
| | F | LAND | T | 1 | FARMLAND | Taxable Total: | 31,070 |
| 8799000 | SW-27-22-26-4 | 155.50 Acres | | | 100% Alberta School Foundation Fund | | |
| | F | LAND | T | 1 | FARMLAND | Taxable Total: | 36,920 |
| 8800000 | NE-28-22-26-4 | 157.47 Acres | | | 100% Alberta School Foundation Fund | | |
| | F | LAND | T | 1 | FARMLAND | Taxable Total: | 41,320 |
| 8801000 | NW-28-22-26-4 | 150.96 Acres | | | 100% Alberta School Foundation Fund | | |
| | F | LAND | T | 1 | FARMLAND | Taxable Total: | 42,190 |
| 8802000 | NW-28-22-26-4 | 9.04 Acres | | | 100% Alberta School Foundation Fund | Southwest Corner | |
| | F | LAND & IMPROVEMENTS | T | 1 | FARMLAND | | 1,350 |
| | R | | T | 103 | RESIDENTIAL LAND & IMPROVEMENTS | | 461,550 |
| | | | | | | Taxable Total: | 462,900 |
| | R | | E | 901 | RURAL RESIDENCE EXEMPTION (RAP) | | 1,350 |
| | | | | | 100% Alberta School Foundation Fund | Totals: | 464,250 |
| 8803000 | SE-28-22-26-4 | 157.47 Acres | | | | | |
| | F | LAND | T | 1 | FARMLAND | Taxable Total: | 41,280 |
| 8804000 | SW-28-22-26-4 | 160.00 Acres | | | 100% Alberta School Foundation Fund | | |
| | F | LAND | T | 1 | FARMLAND | Taxable Total: | 44,420 |



2020 Assessment Roll (Valuation Date 1-July, 2020) 2021 Taxation Year, Wheatland County

Assessment Year: 2020
Tax Year: 2021

| Roll | Legal Address | | | | | | | | | | Total |
|---------|-------------------------------------|---------------------|--------------|---|---------------------------------|---------------------------------------|--|----------------|--|---------|---------|
| | 100% Alberta School Foundation Fund | | | | | | | | | | |
| 8805000 | NE-29-22-26-4 | | 160.00 Acres | | | | | | | | |
| | F | LAND | | T | 1 | FARMLAND | | Taxable Total: | | 44,420 | |
| | 100% Alberta School Foundation Fund | | | | | | | | | | |
| 8806000 | NW-29-22-26-4 | | 142.50 Acres | | | | | | | | |
| | 224079 RGE RD 265 | | | | | | | | | | |
| | F | LAND & IMPROVEMENTS | | T | 1 | FARMLAND | | | | 35,940 | |
| | R | | | T | 101 | RESIDENTIAL IMPROVEMENT NIL RAP ALLOW | | | | 38,500 | |
| | R | | | T | 103 | RESIDENTIAL LAND & IMPROVEMENTS | | | | 367,660 | |
| | Taxable Total: | | | | | | | | | | 442,100 |
| | R | | | E | 901 | RURAL RESIDENCE EXEMPTION (RAP) | | | | 61,540 | |
| | 100% Alberta School Foundation Fund | | | | | | | | | | |
| | Totals: | | | | | | | | | | 503,640 |
| 8807000 | NW-29-22-26-4 | | 2.90 Acres | | Southwest corner | | | | | | |
| | 224043 RGE RD 265 | | | | | | | | | | |
| | R | LAND & IMPROVEMENTS | | T | 103 | RESIDENTIAL LAND & IMPROVEMENTS | | Taxable Total: | | 287,600 | |
| | 100% Alberta School Foundation Fund | | | | | | | | | | |
| 8808000 | SE-29-22-26-4 | | 158.82 Acres | | | | | | | | |
| | 224038 RGE RD 264 | | | | | | | | | | |
| | F | LAND & IMPROVEMENTS | | T | 1 | FARMLAND | | | | 34,560 | |
| | R | | | T | 103 | RESIDENTIAL LAND & IMPROVEMENTS | | | | 842,590 | |
| | Taxable Total: | | | | | | | | | | 877,150 |
| | R | | | E | 901 | RURAL RESIDENCE EXEMPTION (RAP) | | | | 52,920 | |
| | R | | | E | 903 | FARM BUILDING EXEMPT | | | | 10,310 | |
| | 100% Alberta School Foundation Fund | | | | | | | | | | |
| | Exempt Total: | | | | | | | | | | 63,230 |
| | Totals: | | | | | | | | | | 940,380 |
| 8809000 | SW-29-22-26-4 | | 101.13 Acres | | | | | | | | |
| | F | LAND | | T | 1 | FARMLAND | | Taxable Total: | | 18,360 | |
| | 100% Alberta School Foundation Fund | | | | | | | | | | |
| 8810000 | SW-29-22-26-4 | | 7.87 Acres | | Southwest of Road | | | | | | |
| | F | LAND | | T | 1 | FARMLAND | | Taxable Total: | | 880 | |
| | 100% Alberta School Foundation Fund | | | | | | | | | | |
| 8810010 | IRR64 | W -29-22-26-4 | 60.10 Acres | | NW 12.4AC, SE 1.1AC, SW 48.87AC | | | | | | |



2020 Assessment Roll (Valuation Date 1-July, 2020) 2021 Taxation Year, Wheatland County

Assessment Year: 2020
Tax Year: 2021

| Roll | Legal Address | | | | | Total |
|---------|---------------|---------------------------|---|-----|-------------------------------------|----------------|
| | F | LAND | T | 1 | FARMLAND | 4,600 |
| | NR | | E | 167 | WESTERN IRRIGATION DIST EXEMPT | 24,670 |
| | | | | | 100% Alberta School Foundation Fund | |
| | | | | | Totals: | 29,270 |
| 8811000 | NE-30-22-26-4 | 111.13 Acres | | | Southwest of Canal | |
| | F | LAND | T | 1 | FARMLAND | |
| | | | | | 100% Alberta School Foundation Fund | |
| | | | | | Taxable Total: | 17,620 |
| 8812000 | NE-30-22-26-4 | 15.41 Acres | | | Northeast Corner | |
| | | 224074 RGE RD 265 | | | | |
| | F | LAND & IMPROVEMENTS | T | 1 | FARMLAND | 1,820 |
| | R | | T | 103 | RESIDENTIAL LAND & IMPROVEMENTS | 595,280 |
| | | | | | Taxable Total: | 597,100 |
| | R | | E | 901 | RURAL RESIDENCE EXEMPTION (RAP) | 1,820 |
| | | | | | 100% Alberta School Foundation Fund | |
| | | | | | Totals: | 598,920 |
| 8812010 | IRR64 | NE-30-22-26-4 30.50 Acres | | | SW portion LSD 16 | |
| | F | LAND | T | 1 | FARMLAND | 2,060 |
| | NR | | E | 167 | WESTERN IRRIGATION DIST EXEMPT | 14,800 |
| | | | | | 100% Alberta School Foundation Fund | |
| | | | | | Totals: | 16,860 |
| 8813000 | NW-30-22-26-4 | 147.32 Acres | | | | |
| | F | LAND | T | 1 | FARMLAND | |
| | | | | | 100% Alberta School Foundation Fund | |
| | | | | | Taxable Total: | 35,100 |
| 8814000 | SE-30-22-26-4 | 161.90 Acres | | | | |
| | F | LAND | T | 1 | FARMLAND | |
| | | | | | 100% Alberta School Foundation Fund | |
| | | | | | Taxable Total: | 32,550 |
| 8815000 | SW-30-22-26-4 | 160.00 Acres | | | | |
| | F | LAND | T | 1 | FARMLAND | |
| | | | | | 100% Alberta School Foundation Fund | |
| | | | | | Taxable Total: | 29,890 |
| 8816000 | NE-31-22-26-4 | 154.16 Acres | | | | |
| | F | LAND | T | 1 | FARMLAND | |
| | | | | | 100% Alberta School Foundation Fund | |
| | | | | | Taxable Total: | 26,260 |



2020 Assessment Roll (Valuation Date 1-July, 2020) 2021 Taxation Year, Wheatland County

Assessment Year: 2020
Tax Year: 2021

| Roll | Legal Address | | | | Total |
|---------|---------------|--------------------------|--------------------------------------|---------------------|---------|
| 8816010 | 9111291 1 | NE-31-22-26-4 | 2.95 Acres | | |
| | F | LAND | T 1 FARMLAND | Taxable Total: | 600 |
| | | | 100% Alberta School Foundation Fund | | |
| 8817000 | NW-31-22-26-4 | 86.33 Acres | | East Half | |
| | F | LAND | T 1 FARMLAND | Taxable Total: | 7,660 |
| | | | 100% Alberta School Foundation Fund | | |
| 8817010 | NW-31-22-26-4 | 66.50 Acres | | West Half | |
| | F | LAND | T 1 FARMLAND | Taxable Total: | 17,160 |
| | | | 100% Alberta School Foundation Fund | | |
| 8818000 | NW-31-22-26-4 | 0.04 Acres | | Southeast Corner | |
| | R | LAND | T 104 RESIDENTIAL VACANT LAND | Taxable Total: | 1,800 |
| | | | 100% Alberta School Foundation Fund | | |
| 8819000 | SE-31-22-26-4 | 112.16 Acres | | | |
| | F | LAND | T 1 FARMLAND | Taxable Total: | 19,690 |
| | | | 100% Alberta School Foundation Fund | | |
| 8819010 | 9111292 1 | SE-31-22-26-4 2.95 Acres | | Northeast Corner | |
| | F | LAND | T 1 FARMLAND | Taxable Total: | 610 |
| | | | 100% Alberta School Foundation Fund | | |
| 8820000 | SE-31-22-26-4 | 18.21 Acres | | SW of Canal | |
| | F | LAND | T 1 FARMLAND | Taxable Total: | 2,780 |
| | | | 100% Alberta School Foundation Fund | | |
| 8820010 | 0812303 A | SE-31-22-26-4 4.82 Acres | | EASTERLY PART LSD 2 | |
| | NR | LAND | E 167 WESTERN IRRIGATION DIST EXEMPT | Exempt Total: | 153,680 |
| | | | 100% Alberta School Foundation Fund | | |
| 8821000 | SW-31-22-26-4 | 135.82 Acres | | Southeast of Canal | |
| | F | LAND | T 1 FARMLAND | Taxable Total: | 18,770 |



2020 Assessment Roll (Valuation Date 1-July, 2020) 2021 Taxation Year, Wheatland County

Assessment Year: 2020
Tax Year: 2021

| Roll | Legal Address | | | | | | Total |
|---------|-------------------------|--------------|-------------------------------------|---------------------------------------|----------------|--|---------|
| | | | 100% Alberta School Foundation Fund | | | | |
| 8822000 | SW-31-22-26-4 | 13.86 Acres | NW Corner, NW of Canal | | | | |
| | 225039 RGE RD 270 | | | | | | |
| | F LAND & IMPROVEMENTS | | T 1 | FARMLAND | | | 1,210 |
| | R | | T 103 | RESIDENTIAL LAND & IMPROVEMENTS | | | 524,390 |
| | | | Taxable Total: | | | | 525,600 |
| | R | | E 901 | RURAL RESIDENCE EXEMPTION (RAP) | | | 1,210 |
| | | | 100% Alberta School Foundation Fund | | | | |
| | | | Totals: | | | | 526,810 |
| 8822010 | IRR1252 PT-31-22-26-4 | 28.95 Acres | NE .57AC, NW 4.57AC, SE 13.49A | | | | |
| | NR LAND | | E 167 | WESTERN IRRIGATION DIST EXEMPT | Exempt Total: | | 35,710 |
| | | | 100% Alberta School Foundation Fund | | | | |
| 8823000 | NE-32-22-26-4 | 157.85 Acres | | | | | |
| | F LAND | | T 1 | FARMLAND | Taxable Total: | | 43,850 |
| | | | 100% Alberta School Foundation Fund | | | | |
| 8824000 | NW-32-22-26-4 | 157.85 Acres | | | | | |
| | F LAND | | T 1 | FARMLAND | Taxable Total: | | 42,880 |
| | | | 100% Alberta School Foundation Fund | | | | |
| 8825000 | SE-32-22-26-4 | 146.90 Acres | | | | | |
| | F LAND | | T 1 | FARMLAND | Taxable Total: | | 41,230 |
| | | | 100% Alberta School Foundation Fund | | | | |
| 8826000 | SW-32-22-26-4 | 147.50 Acres | | | | | |
| | F LAND | | T 1 | FARMLAND | Taxable Total: | | 39,480 |
| | | | 100% Alberta School Foundation Fund | | | | |
| 8827000 | NE-33-22-26-4 | 150.96 Acres | | | | | |
| | 263017 TWP RD 230 | | | | | | |
| | F LAND & IMPROVEMENTS | | T 1 | FARMLAND | | | 36,910 |
| | R | | T 101 | RESIDENTIAL IMPROVEMENT NIL RAP ALLOW | | | 63,000 |
| | R | | T 103 | RESIDENTIAL LAND & IMPROVEMENTS | | | 255,500 |
| | | | 100% Alberta School Foundation Fund | | | | |
| | | | Taxable Total: | | | | 355,410 |
| 8827010 | 9412408 1 NE-33-22-26-4 | 2.00 Acres | North Central Portion | | | | |
| | 263021 TWP RD 230 | | | | | | |



2020 Assessment Roll (Valuation Date 1-July, 2020) 2021 Taxation Year, Wheatland County

Assessment Year: 2020
Tax Year: 2021

| Roll | Legal Address | | | | | | Total |
|---------|---------------|--------------------------|---|-----|---|--|---------|
| | R | LAND & IMPROVEMENTS | T | 103 | RESIDENTIAL LAND & IMPROVEMENTS Taxable Total: | | 471,600 |
| | | | | | 100% Alberta School Foundation Fund | | |
| 8828000 | 2164HX | NE-33-22-26-4 2.07 Acres | | | SE Side Microwave Tower Site Telus Tower | | |
| | NR | LAND & IMPROVEMENTS | T | 105 | NON-RESEIDENTIAL LAND & IMPROVEMENTS Taxable Total: | | 439,890 |
| | | | | | 100% Alberta School Foundation Fund | | |
| 8829000 | NW-33-22-26-4 | 160.00 Acres | | | | | |
| | F | LAND | T | 1 | FARMLAND Taxable Total: | | 42,690 |
| | | | | | 100% Alberta School Foundation Fund | | |
| 8830000 | SE-33-22-26-4 | 143.66 Acres | | | | | |
| | F | LAND | T | 1 | FARMLAND Taxable Total: | | 35,190 |
| | | | | | 100% Alberta School Foundation Fund | | |
| 8831000 | SW-33-22-26-4 | 146.60 Acres | | | | | |
| | F | LAND | T | 1 | FARMLAND Taxable Total: | | 40,780 |
| | | | | | 100% Alberta School Foundation Fund | | |
| 8832000 | NE-34-22-26-4 | 157.87 Acres | | | | | |
| | F | LAND | T | 1 | FARMLAND Taxable Total: | | 37,750 |
| | | | | | 100% Alberta School Foundation Fund | | |
| 8833010 | NW-34-22-26-4 | 151.16 Acres | | | | | |
| | F | LAND | T | 1 | FARMLAND Taxable Total: | | 36,360 |
| | | | | | 100% Alberta School Foundation Fund | | |
| 8833020 | 8410881 1 | NW-34-22-26-4 4.79 Acres | | | Northwest Corner | | |
| | F | LAND | T | 1 | FARMLAND Taxable Total: | | 500 |
| | | | | | 100% Alberta School Foundation Fund | | |
| 8834000 | SE-34-22-26-4 | 151.73 Acres | | | | | |
| | F | LAND | T | 1 | FARMLAND Taxable Total: | | 38,600 |
| | | | | | 100% Alberta School Foundation Fund | | |



2020 Assessment Roll (Valuation Date 1-July, 2020) 2021 Taxation Year, Wheatland County

Assessment Year: 2020
Tax Year: 2021

| Roll | Legal Address | | | | | | Total |
|---------|---------------|----------------------------|--------------------------------|-----|-------------------------------------|----------------|---------|
| 8835000 | SW-34-22-26-4 | 145.50 Acres | | | | | |
| | F | LAND | T | 1 | FARMLAND | Taxable Total: | 32,220 |
| | | | | | 100% Alberta School Foundation Fund | | |
| 8836000 | 1112601 1 1 | NE-35-22-26-4 76.48 Acres | | | | | |
| | | | South Half | | | | |
| | F | LAND | T | 1 | FARMLAND | Taxable Total: | 17,520 |
| | | | | | 100% Alberta School Foundation Fund | | |
| 8836010 | 1011037 1 1 | NE-35-22-26-4 14.22 Acres | | | | | |
| | | | West of Canal | | | | |
| | F | LAND | T | 1 | FARMLAND | Taxable Total: | 3,330 |
| | | | | | 100% Alberta School Foundation Fund | | |
| 8836020 | NE-35-22-26-4 | 57.75 Acres | | | | | |
| | | 261017 TWP RD 230 | Northern Portion East of Canal | | | | |
| | F | LAND & IMPROVEMENTS | T | 1 | FARMLAND | | 12,070 |
| | R | | T | 103 | RESIDENTIAL LAND & IMPROVEMENTS | | 401,760 |
| | | | Taxable Total: | | | | 413,830 |
| | R | | E | 901 | RURAL RESIDENCE EXEMPTION (RAP) | | 61,540 |
| | | | | | 100% Alberta School Foundation Fund | Totals: | 475,370 |
| 8836500 | IRR64 RW 22 | N -35-22-26-4 18.38 Acres | | | | | |
| | | | Canal=SW4.5a;NW3.28a;NE10.6a | | | | |
| | NR | LAND | E | 167 | WESTERN IRRIGATION DIST EXEMPT | Exempt Total: | 143,310 |
| | | | | | 100% Alberta School Foundation Fund | | |
| 8837000 | 1011028 1 1 | NW-35-22-26-4 153.03 Acres | | | | | |
| | F | LAND | T | 1 | FARMLAND | Taxable Total: | 42,030 |
| | | | | | 100% Alberta School Foundation Fund | | |
| 8838000 | 1112604 1 1 | SE-35-22-26-4 161.76 Acres | | | | | |
| | | 225008 RGE RD 261 | | | | | |
| | F | LAND & IMPROVEMENTS | T | 1 | FARMLAND | | 33,440 |
| | R | | T | 103 | RESIDENTIAL LAND & IMPROVEMENTS | | 319,470 |
| | | | Taxable Total: | | | | 352,910 |
| | R | | E | 901 | RURAL RESIDENCE EXEMPTION (RAP) | | 50,960 |
| | R | | E | 903 | FARM BUILDING EXEMPT | | 13,270 |
| | | | Exempt Total: | | | | 64,230 |
| | | | Totals: | | | | 417,140 |



2020 Assessment Roll (Valuation Date 1-July, 2020) 2021 Taxation Year, Wheatland County

Assessment Year: 2020
Tax Year: 2021

| Roll | Legal Address | 100% Alberta School Foundation Fund | | | | Total |
|---------|---|-------------------------------------|---------------------------------|----------------|--|---------|
| 8839000 | SE-35-22-26-4 4.57 Acres | South Portion | | | | |
| | NR LAND | E 167 | WESTERN IRRIGATION DIST EXEMPT | Exempt Total: | | 172,380 |
| | | 100% Alberta School Foundation Fund | | | | |
| 8840000 | 1011036 1 1 SW-35-22-26-4 133.54 Acres | W OF CANAL | | | | |
| | F LAND | T 1 | FARMLAND | Taxable Total: | | 35,050 |
| | | 100% Alberta School Foundation Fund | | | | |
| 8840010 | SW-35-22-26-4 8.70 Acres | W OF CANAL TO ROW BOUNDARY | | | | |
| | NR LAND | E 167 | WESTERN IRRIGATION DIST EXEMPT | Exempt Total: | | 119,610 |
| | | 100% Alberta School Foundation Fund | | | | |
| 8841000 | SW-35-22-26-4 4.79 Acres | Southeast Corner | | | | |
| | NR LAND | E 167 | WESTERN IRRIGATION DIST EXEMPT | Exempt Total: | | 5,910 |
| | | 100% Alberta School Foundation Fund | | | | |
| 8841010 | 8811700 SW-35-22-26-4 0.63 Acres | Canal Right of Way | | | | |
| | NR LAND | E 167 | WESTERN IRRIGATION DIST EXEMPT | Exempt Total: | | 84,410 |
| | | 100% Alberta School Foundation Fund | | | | |
| 8842000 | NE-36-22-26-4 147.01 Acres 225056 RGE RD 260 | | | | | |
| | F LAND & IMPROVEMENTS | T 1 | FARMLAND | | | 28,410 |
| | R | T 103 | RESIDENTIAL LAND & IMPROVEMENTS | | | 286,130 |
| | | Taxable Total: | | | | 314,540 |
| | R | E 901 | RURAL RESIDENCE EXEMPTION (RAP) | | | 30,770 |
| | R | E 903 | FARM BUILDING EXEMPT | | | 40,430 |
| | | 100% Alberta School Foundation Fund | | | | |
| | | Exempt Total: | | | | 71,200 |
| | | Totals: | | | | 385,740 |
| 8843000 | NW-36-22-26-4 151.93 Acres | | | | | |
| | F LAND | T 1 | FARMLAND | Taxable Total: | | 40,040 |
| | | 100% Alberta School Foundation Fund | | | | |
| 8843010 | 9712556 1 NW-36-22-26-4 3.58 Acres 260045 TWP RD 230 | | | | | |
| | R LAND & IMPROVEMENTS | T 103 | RESIDENTIAL LAND & IMPROVEMENTS | Taxable Total: | | 493,200 |



2020 Assessment Roll (Valuation Date 1-July, 2020) 2021 Taxation Year, Wheatland County

Assessment Year: 2020
Tax Year: 2021

| Roll | Legal Address | | | | | | Total |
|-------------------------------------|---|---------------------|--|-----|-------------------------------------|----------------|------------------------|
| 8843020 | 9712558 2 NW-36-22-26-4 2.99 Acres 225077 RGE RD 261 | | 100% Alberta School Foundation Fund Former Live & Fresh Frozen Fish Bait | | | | |
| | R | LAND & IMPROVEMENTS | T | 103 | RESIDENTIAL LAND & IMPROVEMENTS | Taxable Total: | 579,500 |
| | 100% Alberta School Foundation Fund | | | | | | |
| 8844000 | SE-36-22-26-4 156.55 Acres | | Wheatland Agro Anhydrous Ammonia | | | | |
| | F | LAND & IMPROVEMENTS | T | 1 | FARMLAND | | 37,180 |
| | NR | | T | 105 | NON-RESEDENTIAL LAND & IMPROVEMENTS | | 253,040 |
| | 100% Alberta School Foundation Fund | | | | | | Taxable Total: 290,220 |
| 8844010 | 8811700 RW 22 SE-36-22-26-4 2.50 Acres | | LSD 2 & SOUTH LSD 1 | | | | |
| | NR | LAND | E | 167 | WESTERN IRRIGATION DIST EXEMPT | Exempt Total: | 58,130 |
| 8845000 | SE-36-22-26-4 0.95 Acres | | 100% Alberta School Foundation Fund Southwest Corner | | | | |
| | R | LAND | T | 104 | RESIDENTIAL VACANT LAND | Taxable Total: | 5,200 |
| | 100% Alberta School Foundation Fund | | | | | | |
| 8846000 | SW-36-22-26-4 120.00 Acres | | | | | | |
| | F | LAND | T | 1 | FARMLAND | Taxable Total: | 32,610 |
| 8847000 | SW-36-22-26-4 39.10 Acres 260056 HWY 901 | | 100% Alberta School Foundation Fund South Half LSD 3 & 4 Monsanto Seed Testing Bldg | | | | |
| | F | LAND & IMPROVEMENTS | T | 1 | FARMLAND | | 8,250 |
| | R | | T | 103 | RESIDENTIAL LAND & IMPROVEMENTS | | 409,910 |
| | NR | | T | 105 | NON-RESEDENTIAL LAND & IMPROVEMENTS | | 94,400 |
| | Taxable Total: | | | | | | 512,560 |
| | R | | E | 901 | RURAL RESIDENCE EXEMPTION (RAP) | | 56,690 |
| | R | | E | 903 | FARM BUILDING EXEMPT | | 209,710 |
| | 100% Alberta School Foundation Fund | | | | | | Exempt Total: 266,400 |
| Totals: 778,960 | | | | | | | |
| 8847010 | 8811700 SW-36-22-26-4 0.90 Acres | | CANAL RIGHT OF WAY | | | | |
| | NR | LAND | E | 167 | WESTERN IRRIGATION DIST EXEMPT | Exempt Total: | 1,110 |
| 100% Alberta School Foundation Fund | | | | | | | |



2020 Assessment Roll (Valuation Date 1-July, 2020) 2021 Taxation Year, Wheatland County

Assessment Year: 2020
Tax Year: 2021

| Roll | Legal Address | | | | Total |
|---------|--------------------------|--------------|---------------------------------------|----------------|---------|
| 8848000 | E -1-23-26-4 | 160.03 Acres | E 1/2 West of Canal | | |
| | F LAND | | T 1 FARMLAND | Taxable Total: | 44,410 |
| | | | 100% Alberta School Foundation Fund | | |
| 8848010 | NE-1-23-26-4 | 5.46 Acres | CANAL ROW | | |
| | NR LAND | | E 167 WESTERN IRRIGATION DIST EXEMPT | Exempt Total: | 91,120 |
| | | | 100% Alberta School Foundation Fund | | |
| 8849000 | 1011348 1 1 NE-1-23-26-4 | 67.06 Acres | East of Canal | | |
| | 231002 RGE RD 260 | | | | |
| | F LAND & IMPROVEMENTS | | T 1 FARMLAND | | 16,110 |
| | R | | T 103 RESIDENTIAL LAND & IMPROVEMENTS | | 689,120 |
| | | | Taxable Total: | | 705,230 |
| | R | | E 901 RURAL RESIDENCE EXEMPTION (RAP) | | 31,560 |
| | R | | E 903 FARM BUILDING EXEMPT | | 58,120 |
| | | | 100% Alberta School Foundation Fund | | |
| | | | Exempt Total: | | 89,680 |
| | | | Totals: | | 794,910 |
| 8850000 | NE-1-23-26-4 | 2.14 Acres | ROAD DIVERSION AS SHOWN ON | | |
| | R LAND | | T 104 RESIDENTIAL VACANT LAND | Taxable Total: | 13,500 |
| | | | 100% Alberta School Foundation Fund | | |
| 8850010 | IRR64 OT NE-1-23-26-4 | 0.41 Acres | ROW | | |
| | R LAND | | T 104 RESIDENTIAL VACANT LAND | Taxable Total: | 11,600 |
| | | | 100% Alberta School Foundation Fund | | |
| 8851000 | NW-1-23-26-4 | 160.00 Acres | | | |
| | F LAND | | T 1 FARMLAND | Taxable Total: | 45,480 |
| | | | 100% Alberta School Foundation Fund | | |
| 8853000 | SE-1-23-26-4 | 59.16 Acres | East of Canal | | |
| | 260008 TWP RD 230 | | | | |
| | F LAND & IMPROVEMENTS | | T 1 FARMLAND | | 11,800 |
| | R | | T 103 RESIDENTIAL LAND & IMPROVEMENTS | | 285,730 |
| | | | Taxable Total: | | 297,530 |
| | R | | E 901 RURAL RESIDENCE EXEMPTION (RAP) | | 30,770 |
| | | | Totals: | | 328,300 |



2020 Assessment Roll (Valuation Date 1-July, 2020) 2021 Taxation Year, Wheatland County

Assessment Year: 2020
Tax Year: 2021

| Roll | Legal Address | 100% Alberta School Foundation Fund | | | | Total |
|---------|---|-------------------------------------|---------------------------------|----------------|--|---------|
| 8853010 | IRR64 RW 23 E -1-23-26-4 21.37 Acres | Canal R of Way | | | | |
| | NR LAND | E 167 | WESTERN IRRIGATION DIST EXEMPT | Exempt Total: | | 26,360 |
| | | 100% Alberta School Foundation Fund | | | | |
| 8854000 | SW-1-23-26-4 156.38 Acres | | | | | |
| | F LAND | T 1 | FARMLAND | Taxable Total: | | 43,200 |
| | | 100% Alberta School Foundation Fund | | | | |
| 8855000 | NE-2-23-26-4 160.00 Acres | | | | | |
| | F LAND | T 1 | FARMLAND | Taxable Total: | | 45,280 |
| | | 100% Alberta School Foundation Fund | | | | |
| 8856000 | NW-2-23-26-4 157.14 Acres | | | | | |
| | F LAND | T 1 | FARMLAND | Taxable Total: | | 46,580 |
| | | 100% Alberta School Foundation Fund | | | | |
| 8857000 | SE-2-23-26-4 156.50 Acres | | | | | |
| | F LAND | T 1 | FARMLAND | Taxable Total: | | 40,910 |
| | | 100% Alberta School Foundation Fund | | | | |
| 8858000 | SW-2-23-26-4 130.34 Acres | | | | | |
| | F LAND | T 1 | FARMLAND | Taxable Total: | | 38,180 |
| | | 100% Alberta School Foundation Fund | | | | |
| 8859000 | 8210450 1 SW-2-23-26-4 20.08 Acres 230037 HWY 24 | North Half LSD 5 | | | | |
| | F LAND & IMPROVEMENTS | T 1 | FARMLAND | | | 4,110 |
| | R | T 103 | RESIDENTIAL LAND & IMPROVEMENTS | | | 533,060 |
| | | Taxable Total: | | | | 537,170 |
| | R | E 901 | RURAL RESIDENCE EXEMPTION (RAP) | | | 61,540 |
| | | 100% Alberta School Foundation Fund | | | | |
| | | Totals: | | | | 598,710 |
| 8860000 | NE-3-23-26-4 157.45 Acres | | | | | |
| | F LAND | T 1 | FARMLAND | Taxable Total: | | 44,100 |
| | | 100% Alberta School Foundation Fund | | | | |



2020 Assessment Roll (Valuation Date 1-July, 2020) 2021 Taxation Year, Wheatland County

Assessment Year: 2020
Tax Year: 2021

| Roll | Legal Address | | | | | Total |
|---------|--------------------------|--------------|--------------------------------------|-------------------------------------|----------------|-----------|
| 8861000 | NW-3-23-26-4 | 160.00 Acres | | | | |
| | F LAND | | T 1 | FARMLAND | Taxable Total: | 46,440 |
| | | | | 100% Alberta School Foundation Fund | | |
| 8862000 | SE-3-23-26-4 | 154.98 Acres | Inner Equine Journeys-Horse Boarding | | | |
| | 230034A HWY 24 | | | | | |
| | F LAND & IMPROVEMENTS | | T 1 | FARMLAND | | 36,160 |
| | R | | T 103 | RESIDENTIAL LAND & IMPROVEMENTS | | 356,160 |
| | | | | | Taxable Total: | 392,320 |
| | R | | E 901 | RURAL RESIDENCE EXEMPTION (RAP) | | 66,340 |
| | R | | E 903 | FARM BUILDING EXEMPT | | 558,220 |
| | | | | 100% Alberta School Foundation Fund | Exempt Total: | 624,560 |
| | | | | | Totals: | 1,016,880 |
| 8863000 | SW-3-23-26-4 | 157.06 Acres | | | | |
| | F LAND | | T 1 | FARMLAND | Taxable Total: | 45,480 |
| | | | | 100% Alberta School Foundation Fund | | |
| 8864000 | NE-4-23-26-4 | 160.00 Acres | | | | |
| | F LAND | | T 1 | FARMLAND | Taxable Total: | 43,450 |
| | | | | 100% Alberta School Foundation Fund | | |
| 8865000 | NW-4-23-26-4 | 160.00 Acres | | | | |
| | F LAND | | T 1 | FARMLAND | Taxable Total: | 42,040 |
| | | | | 100% Alberta School Foundation Fund | | |
| 8866000 | SE-4-23-26-4 | 157.22 Acres | | | | |
| | F LAND | | T 1 | FARMLAND | Taxable Total: | 45,530 |
| | | | | 100% Alberta School Foundation Fund | | |
| 8867000 | SW-4-23-26-4 | 157.43 Acres | | | | |
| | F LAND | | T 1 | FARMLAND | Taxable Total: | 44,080 |
| | | | | 100% Alberta School Foundation Fund | | |
| 8868000 | 0111774 1 2 N -5-23-26-4 | 164.46 Acres | | | | |
| | F LAND | | T 1 | FARMLAND | Taxable Total: | 44,280 |



2020 Assessment Roll (Valuation Date 1-July, 2020) 2021 Taxation Year, Wheatland County

Assessment Year: 2020
Tax Year: 2021

| Roll | Legal Address | | | | | | | | Total |
|---------|-------------------------------------|---------------------|--|--|--|-----|---------------------------------|----------------|---------|
| 8869000 | IRR64 NE-5-23-26-4 3.65 Acres | | | | 100% Alberta School Foundation Fund | | | | |
| | | | | | ABANDONED CANAL R-O-W | | | | |
| | R | LAND | | | T | 104 | RESIDENTIAL VACANT LAND | Taxable Total: | 8,900 |
| | | | | | 100% Alberta School Foundation Fund | | | | |
| 8870000 | NW-5-23-26-4 152.18 Acres | | | | | | | | |
| | 230077A RGE RD 265 | | | | | | | | |
| | F | LAND & IMPROVEMENTS | | | T | 1 | FARMLAND | | 23,660 |
| | R | | | | T | 103 | RESIDENTIAL LAND & IMPROVEMENTS | | 573,710 |
| | | | | | Taxable Total: | | | | 597,370 |
| | R | | | | E | 901 | RURAL RESIDENCE EXEMPTION (RAP) | | 83,990 |
| | | | | | 100% Alberta School Foundation Fund | | | | |
| | | | | | Totals: | | | | 681,360 |
| 8871000 | SE-5-23-26-4 154.58 Acres | | | | | | | | |
| | F | LAND | | | T | 1 | FARMLAND | Taxable Total: | 28,900 |
| | | | | | 100% Alberta School Foundation Fund | | | | |
| 8871010 | 0211804 3 1 SE-5-23-26-4 3.00 Acres | | | | SOUTHEAST CORNER OF LSD 2 | | | | |
| | 264028 TWP RD 230 | | | | | | | | |
| | R | LAND & IMPROVEMENTS | | | T | 103 | RESIDENTIAL LAND & IMPROVEMENTS | Taxable Total: | 448,300 |
| | | | | | 100% Alberta School Foundation Fund | | | | |
| 8872000 | SW-5-23-26-4 154.70 Acres | | | | | | | | |
| | F | LAND | | | T | 1 | FARMLAND | Taxable Total: | 31,430 |
| | | | | | 100% Alberta School Foundation Fund | | | | |
| 8872010 | 0211804 2 1 SW-5-23-26-4 3.00 Acres | | | | SOUTHWEST PART OF LSD 3 Live Now Reiki & Breathing | | | | |
| | 264056A TWP RD 230 | | | | | | | | |
| | R | LAND & IMPROVEMENTS | | | T | 103 | RESIDENTIAL LAND & IMPROVEMENTS | Taxable Total: | 437,400 |
| | | | | | 100% Alberta School Foundation Fund | | | | |
| 8873000 | NE-6-23-26-4 140.68 Acres | | | | WEST SIDE LSD 9 | | | | |
| | F | LAND | | | T | 1 | FARMLAND | Taxable Total: | 28,660 |
| | | | | | 100% Alberta School Foundation Fund | | | | |
| 8873010 | 9010278 1 NE-6-23-26-4 10.00 Acres | | | | Northeast Corner | | | | |
| | 230078 RGE RD 265 | | | | | | | | |
| | R | LAND & IMPROVEMENTS | | | T | 103 | RESIDENTIAL LAND & IMPROVEMENTS | Taxable Total: | 756,900 |



2020 Assessment Roll (Valuation Date 1-July, 2020) 2021 Taxation Year, Wheatland County

Assessment Year: 2020
Tax Year: 2021

| Roll | Legal Address | | | | | Total |
|---------|--|-------------------------------------|---------------------------------|--|---------|-----------|
| | | 100% Alberta School Foundation Fund | | | | |
| 8873020 | 1710656 1 1 NE-6-23-26-4 9.32 Acres 230042 RGE RD 265 | SW corner of LSD 9 | | | | |
| | F LAND & IMPROVEMENTS | T 1 | FARMLAND | | 1,570 | |
| | R | T 103 | RESIDENTIAL LAND & IMPROVEMENTS | | 997,530 | |
| | | Taxable Total: | | | | 999,100 |
| | R | E 901 | RURAL RESIDENCE EXEMPTION (RAP) | | 1,570 | |
| | | 100% Alberta School Foundation Fund | | | | |
| | | Totals: | | | | 1,000,670 |
| 8874000 | 1513230 2 2 W -6-23-26-4 328.00 Acres | West 1/2 includes Rd Allowance | | | | |
| | NR LAND | E 167 | WESTERN IRRIGATION DIST EXEMPT | | 404,530 | |
| | | 100% Alberta School Foundation Fund | | | | |
| 8875000 | SE-6-23-26-4 140.42 Acres | | | | | |
| | F LAND | T 1 | FARMLAND | | 37,990 | |
| | | 100% Alberta School Foundation Fund | | | | |
| 8876000 | 9711698 2 SE-6-23-26-4 17.48 Acres 265030 TWP RD 230 | Southwest Corner | | | | |
| | F LAND & IMPROVEMENTS | T 1 | FARMLAND | | 3,250 | |
| | R | T 103 | RESIDENTIAL LAND & IMPROVEMENTS | | 365,350 | |
| | | Taxable Total: | | | | 368,600 |
| | R | E 901 | RURAL RESIDENCE EXEMPTION (RAP) | | 3,250 | |
| | R | E 903 | FARM BUILDING EXEMPT | | 13,790 | |
| | | 100% Alberta School Foundation Fund | | | | |
| | | Exempt Total: | | | | 17,040 |
| | | Totals: | | | | 385,640 |
| 8879000 | NE-7-23-26-4 160.00 Acres | | | | | |
| | F LAND | T 1 | FARMLAND | | 33,070 | |
| | | 100% Alberta School Foundation Fund | | | | |
| 8880000 | NW-7-23-26-4 120.00 Acres 231071 RGE RD 270 | | | | | |
| | F LAND | T 1 | FARMLAND | | 22,720 | |
| | | 100% Alberta School Foundation Fund | | | | |
| 8880010 | NW-7-23-26-4 40.00 Acres 265055 TWP RD 232 | LSD 13 | | | | |
| | F LAND & IMPROVEMENTS | T 1 | FARMLAND | | 6,500 | |



2020 Assessment Roll (Valuation Date 1-July, 2020) 2021 Taxation Year, Wheatland County

Assessment Year: 2020
Tax Year: 2021

| Roll | Legal Address | | | | | Total |
|---------|---------------|---------------------------|------------------------------|------|---------------------------------|------------------------|
| | R | | T | 103 | RESIDENTIAL LAND & IMPROVEMENTS | 348,880 |
| | | | | | Taxable Total: | 355,380 |
| | R | | E | 901 | RURAL RESIDENCE EXEMPTION (RAP) | 29,220 |
| | | | | 100% | Alberta School Foundation Fund | Totals: 384,600 |
| 8881000 | SE-7-23-26-4 | 160.00 Acres | | | | |
| | F | LAND | T | 1 | FARMLAND | Taxable Total: 30,590 |
| | | | | 100% | The Golden Hills Reg. Div. 15 | |
| 8882000 | 1611855 3 1 | SW-7-23-26-4 157.68 Acres | | | | |
| | F | LAND | T | 1 | FARMLAND | Taxable Total: 32,890 |
| | | | | 100% | Alberta School Foundation Fund | |
| 8882010 | 1611854 2 1 | SW-7-23-26-4 3.00 Acres | 750' N OF SOUTHWEST CORNER | | | |
| | F | LAND | T | 1 | FARMLAND | Taxable Total: 930 |
| | | | | 100% | Alberta School Foundation Fund | |
| 8883000 | NE-8-23-26-4 | 154.00 Acres | | | | |
| | F | LAND | T | 1 | FARMLAND | Taxable Total: 36,590 |
| | | | | 100% | The Golden Hills Reg. Div. 15 | |
| 8883010 | 9411630 1 | N -8-23-26-4 2.99 Acres | NE crn of NW & NW crn of NE | | | |
| | | 264041 TWP RD 232 | | | | |
| | R | LAND & IMPROVEMENTS | T | 103 | RESIDENTIAL LAND & IMPROVEMENTS | Taxable Total: 456,900 |
| | | | | 100% | Alberta School Foundation Fund | |
| 8883020 | 9411630 2 | NE-8-23-26-4 4.08 Acres | East of Lot 1, Northwest Crn | | | |
| | | 264037 TWP RD 232 | | | | |
| | F | LAND & IMPROVEMENTS | T | 1 | FARMLAND | 220 |
| | R | | T | 103 | RESIDENTIAL LAND & IMPROVEMENTS | 406,380 |
| | | | | | Taxable Total: | 406,600 |
| | R | | E | 901 | RURAL RESIDENCE EXEMPTION (RAP) | 220 |
| | | | | 100% | Alberta School Foundation Fund | Totals: 406,820 |
| 8884000 | NW-8-23-26-4 | 158.94 Acres | | | | |
| | F | LAND | T | 1 | FARMLAND | Taxable Total: 31,750 |
| | | | | 100% | The Golden Hills Reg. Div. 15 | |



2020 Assessment Roll (Valuation Date 1-July, 2020) 2021 Taxation Year, Wheatland County

Assessment Year: 2020
Tax Year: 2021

| Roll | Legal Address | | | | Total |
|---------|-----------------------|--------------|---------------------------------------|----------------|---------|
| 8885000 | SE-8-23-26-4 | 160.00 Acres | | | |
| | F LAND | | T 1 FARMLAND | Taxable Total: | 39,080 |
| | | | 100% The Golden Hills Reg. Div. 15 | | |
| 8886000 | SW-8-23-26-4 | 160.00 Acres | | | |
| | F LAND | | T 1 FARMLAND | Taxable Total: | 30,760 |
| | | | 100% The Golden Hills Reg. Div. 15 | | |
| 8887000 | NE-9-23-26-4 | 160.00 Acres | | | |
| | F LAND | | T 1 FARMLAND | Taxable Total: | 42,240 |
| | | | 100% Alberta School Foundation Fund | | |
| 8888000 | NW-9-23-26-4 | 160.00 Acres | | | |
| | F LAND | | T 1 FARMLAND | Taxable Total: | 41,630 |
| | | | 100% Alberta School Foundation Fund | | |
| 8889000 | SE-9-23-26-4 | 160.00 Acres | | | |
| | F LAND | | T 1 FARMLAND | Taxable Total: | 43,520 |
| | | | 100% Alberta School Foundation Fund | | |
| 8890000 | SW-9-23-26-4 | 160.00 Acres | | | |
| | F LAND | | T 1 FARMLAND | Taxable Total: | 42,900 |
| | | | 100% Alberta School Foundation Fund | | |
| 8891000 | NE-10-23-26-4 | 157.45 Acres | | | |
| | 262031 TWP RD 232 | | | | |
| | F LAND & IMPROVEMENTS | | T 1 FARMLAND | | 40,580 |
| | R | | T 103 RESIDENTIAL LAND & IMPROVEMENTS | | 544,060 |
| | | | | Taxable Total: | 584,640 |
| | R | | E 901 RURAL RESIDENCE EXEMPTION (RAP) | | 61,540 |
| | R | | E 903 FARM BUILDING EXEMPT | | 11,500 |
| | | | 100% Alberta School Foundation Fund | Exempt Total: | 73,040 |
| | | | | Totals: | 657,680 |
| 8892000 | NW-10-23-26-4 | 160.00 Acres | | | |
| | 262051 TWP RD 232 | | | | |
| | F LAND & IMPROVEMENTS | | T 1 FARMLAND | | 43,150 |



2020 Assessment Roll (Valuation Date 1-July, 2020) 2021 Taxation Year, Wheatland County

Assessment Year: 2020
Tax Year: 2021

| Roll | Legal Address | | | | | Total |
|---------|-------------------|---------------------|---|------|---------------------------------------|---------|
| 8893000 | R | | T | 103 | RESIDENTIAL LAND & IMPROVEMENTS | 721,490 |
| | | | | | Taxable Total: | 764,640 |
| | R | | E | 901 | RURAL RESIDENCE EXEMPTION (RAP) | 92,310 |
| | R | | E | 903 | FARM BUILDING EXEMPT | 7,000 |
| | | | | 100% | Alberta School Foundation Fund | 99,310 |
| | | | | | Exempt Total: | 99,310 |
| | | | | | Totals: | 863,950 |
| 8893000 | SE-10-23-26-4 | 160.00 Acres | | | | |
| 8894000 | F | LAND | T | 1 | FARMLAND | 42,130 |
| | | | | 100% | Alberta School Foundation Fund | |
| 8894000 | SW-10-23-26-4 | 160.00 Acres | | | | |
| 8895000 | F | LAND | T | 1 | FARMLAND | 42,980 |
| | | | | 100% | Alberta School Foundation Fund | |
| 8895000 | NE-11-23-26-4 | 160.00 Acres | | | | |
| 8896000 | F | LAND | T | 1 | FARMLAND | 46,950 |
| | | | | 100% | Alberta School Foundation Fund | |
| 8896000 | NW-11-23-26-4 | 157.45 Acres | | | | |
| | 261071 TWP RD 232 | | | | | |
| 8897000 | F | LAND & IMPROVEMENTS | T | 1 | FARMLAND | 45,920 |
| | R | | T | 101 | RESIDENTIAL IMPROVEMENT NIL RAP ALLOW | 109,200 |
| | R | | T | 103 | RESIDENTIAL LAND & IMPROVEMENTS | 255,500 |
| | | | | | Taxable Total: | 410,620 |
| | R | | E | 903 | FARM BUILDING EXEMPT | 2,700 |
| | | | | 100% | Alberta School Foundation Fund | |
| | | | | | Totals: | 413,320 |
| 8897000 | SE-11-23-26-4 | 160.00 Acres | | | | |
| 8898000 | F | LAND | T | 1 | FARMLAND | 44,130 |
| | | | | 100% | Alberta School Foundation Fund | |
| 8898000 | SW-11-23-26-4 | 157.52 Acres | | | | |
| 8900000 | F | LAND | T | 1 | FARMLAND | 42,780 |
| | | | | 100% | Alberta School Foundation Fund | |
| 8900000 | NE-12-23-26-4 | 105.73 Acres | | | | |
| | | | | | East & South Portions | |



2020 Assessment Roll (Valuation Date 1-July, 2020) 2021 Taxation Year, Wheatland County

Assessment Year: 2020
Tax Year: 2021

| Roll | Legal Address | | | | | | Total |
|---------|---------------|---------------------|--------------|---------------------------------------|--------------------------------|--|---------|
| | F | LAND | | T 1 FARMLAND | Taxable Total: | | 28,950 |
| | | | | 100% Alberta School Foundation Fund | | | |
| 8900010 | 9610245 1 | NE-12-23-26-4 | 41.19 Acres | | Northwest Corner | | |
| | | 260027 TWP RD 232 | | | | | |
| | F | LAND & IMPROVEMENTS | | T 1 FARMLAND | | | 7,270 |
| | R | | | T 103 RESIDENTIAL LAND & IMPROVEMENTS | | | 412,830 |
| | | | | | Taxable Total: | | 420,100 |
| | R | | | E 901 RURAL RESIDENCE EXEMPTION (RAP) | | | 7,270 |
| | | | | 100% Alberta School Foundation Fund | Totals: | | 427,370 |
| 8900500 | NE-12-23-26-4 | | 4.67 Acres | | NE CORN. LSD 16 SE CORN. LSD 9 | | |
| | NR | LAND | | E 167 WESTERN IRRIGATION DIST EXEMPT | Exempt Total: | | 173,490 |
| | | | | 100% Alberta School Foundation Fund | | | |
| 8901000 | NE-12-23-26-4 | | 3.90 Acres | | Prtn Org Rd Allow Alng E Bndry | | |
| | NR | LAND | | E 167 WESTERN IRRIGATION DIST EXEMPT | Exempt Total: | | 164,970 |
| | | | | 100% Alberta School Foundation Fund | | | |
| 8902000 | NW-12-23-26-4 | | 160.00 Acres | | | | |
| | F | LAND | | T 1 FARMLAND | Taxable Total: | | 45,550 |
| | | | | 100% Alberta School Foundation Fund | | | |
| 8903000 | 1010865 1 1 | SE-12-23-26-4 | 106.38 Acres | | West of Canal | | |
| | F | LAND | | T 1 FARMLAND | Taxable Total: | | 26,150 |
| | | | | 100% Alberta School Foundation Fund | | | |
| 8904000 | SE-12-23-26-4 | | 39.45 Acres | | East of Canal | | |
| | F | LAND | | T 1 FARMLAND | Taxable Total: | | 9,190 |
| | | | | 100% Alberta School Foundation Fund | | | |
| 8904010 | IRR64 RW 23 | E -12-23-26-4 | 22.92 Acres | | Canal R of Way | | |
| | NR | LAND | | E 167 WESTERN IRRIGATION DIST EXEMPT | Exempt Total: | | 94,780 |
| | | | | 100% Alberta School Foundation Fund | | | |
| 8905000 | SW-12-23-26-4 | | 160.00 Acres | | | | |
| | F | LAND | | T 1 FARMLAND | Taxable Total: | | 43,810 |



2020 Assessment Roll (Valuation Date 1-July, 2020) 2021 Taxation Year, Wheatland County

Assessment Year: 2020
Tax Year: 2021

| Roll | Legal Address | | | | | | Total |
|---------|---------------|---------------------------|-------------------------------------|--------------------------------|----------------|--|---------|
| | | | 100% Alberta School Foundation Fund | | | | |
| 8906000 | IRR64 RW 23 | E -13-23-26-4 13.45 Acres | Canal | | | | |
| | NR | LAND | E 167 | WESTERN IRRIGATION DIST EXEMPT | Exempt Total: | | 279,440 |
| | | | 100% Alberta School Foundation Fund | | | | |
| 8907000 | NE-13-23-26-4 | 86.18 Acres | West of Canal | | | | |
| | F | LAND | T 1 | FARMLAND | Taxable Total: | | 24,790 |
| | | | 100% The Golden Hills Reg. Div. 15 | | | | |
| 8908000 | NE-13-23-26-4 | 72.88 Acres | East of Canal | | | | |
| | F | LAND | T 1 | FARMLAND | Taxable Total: | | 5,210 |
| | | | 100% The Golden Hills Reg. Div. 15 | | | | |
| 8908010 | NE-13-23-26-4 | 2.66 Acres | Portion Road Allowance | | | | |
| | F | LAND | T 1 | FARMLAND | Taxable Total: | | 220 |
| | | | 100% The Golden Hills Reg. Div. 15 | | | | |
| 8909000 | NW-13-23-26-4 | 160.00 Acres | | | | | |
| | F | LAND | T 1 | FARMLAND | Taxable Total: | | 44,310 |
| | | | 100% Alberta School Foundation Fund | | | | |
| 8910000 | SE-13-23-26-4 | 121.59 Acres | West of Canal | | | | |
| | F | LAND | T 1 | FARMLAND | Taxable Total: | | 34,930 |
| | | | 100% The Golden Hills Reg. Div. 15 | | | | |
| 8911000 | SE-13-23-26-4 | 3.54 Acres | Northeast Corner | | | | |
| | F | LAND | T 1 | FARMLAND | Taxable Total: | | 410 |
| | | | 100% The Golden Hills Reg. Div. 15 | | | | |
| 8912000 | SE-13-23-26-4 | 17.49 Acres | East of Canal | | | | |
| | NR | LAND | E 167 | WESTERN IRRIGATION DIST EXEMPT | Exempt Total: | | 280,870 |
| | | | 100% Alberta School Foundation Fund | | | | |
| 8912010 | SE-13-23-26-4 | 0.74 Acres | PTN. RD ALLOWANCE S. OF LSD 1 | | | | |



2020 Assessment Roll (Valuation Date 1-July, 2020) 2021 Taxation Year, Wheatland County

Assessment Year: 2020
Tax Year: 2021

| Roll | Legal Address | | | | | | Total |
|---------|---------------|--------------|---|-----|-------------------------------------|----------------|--------|
| | NR | LAND | E | 167 | WESTERN IRRIGATION DIST EXEMPT | Exempt Total: | 6,310 |
| 8913000 | SW-13-23-26-4 | 160.00 Acres | | | 100% Alberta School Foundation Fund | | |
| | F | LAND | T | 1 | FARMLAND | Taxable Total: | 45,240 |
| 8914000 | NE-14-23-26-4 | 160.00 Acres | | | 100% Alberta School Foundation Fund | | |
| | F | LAND | T | 1 | FARMLAND | Taxable Total: | 45,500 |
| 8915000 | NW-14-23-26-4 | 157.45 Acres | | | 100% Alberta School Foundation Fund | | |
| | F | LAND | T | 1 | FARMLAND | Taxable Total: | 46,480 |
| 8916000 | SE-14-23-26-4 | 160.00 Acres | | | 100% Alberta School Foundation Fund | | |
| | F | LAND | T | 1 | FARMLAND | Taxable Total: | 47,240 |
| 8917000 | SW-14-23-26-4 | 157.45 Acres | | | 100% Alberta School Foundation Fund | | |
| | F | LAND | T | 1 | FARMLAND | Taxable Total: | 46,890 |
| 8918000 | NE-15-23-26-4 | 157.45 Acres | | | 100% Alberta School Foundation Fund | | |
| | F | LAND | T | 1 | FARMLAND | Taxable Total: | 46,890 |
| 8919000 | NW-15-23-26-4 | 160.00 Acres | | | 100% Alberta School Foundation Fund | | |
| | F | LAND | T | 1 | FARMLAND | Taxable Total: | 46,030 |
| 8920000 | SE-15-23-26-4 | 157.45 Acres | | | 100% Alberta School Foundation Fund | | |
| | F | LAND | T | 1 | FARMLAND | Taxable Total: | 46,830 |
| | | | | | 100% Alberta School Foundation Fund | | |



2020 Assessment Roll (Valuation Date 1-July, 2020) 2021 Taxation Year, Wheatland County

Assessment Year: 2020
Tax Year: 2021

| Roll | Legal Address | | | | | | Total |
|---------|---------------------------------------|--------------|---------------------------------------|--|----------------|--|---------|
| 8921000 | SW-15-23-26-4 | 160.00 Acres | | | | | |
| | F LAND | | T 1 FARMLAND | | Taxable Total: | | 46,060 |
| | | | 100% Alberta School Foundation Fund | | | | |
| 8922000 | NE-16-23-26-4 | 160.00 Acres | | | | | |
| | F LAND | | T 1 FARMLAND | | Taxable Total: | | 42,890 |
| | | | 100% Alberta School Foundation Fund | | | | |
| 8923000 | NW-16-23-26-4 | 160.00 Acres | | | | | |
| | F LAND | | T 1 FARMLAND | | Taxable Total: | | 41,170 |
| | | | 100% The Golden Hills Reg. Div. 15 | | | | |
| 8924000 | SE-16-23-26-4 | 157.93 Acres | | | | | |
| | F LAND | | T 1 FARMLAND | | Taxable Total: | | 43,190 |
| | | | 100% Alberta School Foundation Fund | | | | |
| 8924010 | 9011053 1 SE-16-23-26-4 2.07 Acres | | Southeast Corner | | | | |
| | 263002 TWP RD 232 | | | | | | |
| | R LAND & IMPROVEMENTS | | T 103 RESIDENTIAL LAND & IMPROVEMENTS | | Taxable Total: | | 642,800 |
| | | | 100% Alberta School Foundation Fund | | | | |
| 8926000 | SW-16-23-26-4 | 144.99 Acres | | | | | |
| | F LAND | | T 1 FARMLAND | | Taxable Total: | | 37,580 |
| | | | 100% Alberta School Foundation Fund | | | | |
| 8926010 | 9611452 1 1 SW-16-23-26-4 15.00 Acres | | Southwest Corner | | | | |
| | 232001 RGE RD 264 | | | | | | |
| | F LAND & IMPROVEMENTS | | T 1 FARMLAND | | | | 2,310 |
| | R | | T 103 RESIDENTIAL LAND & IMPROVEMENTS | | | | 394,790 |
| | | | Taxable Total: | | | | 397,100 |
| | R | | E 901 RURAL RESIDENCE EXEMPTION (RAP) | | | | 2,310 |
| | | | 100% Alberta School Foundation Fund | | | | |
| | | | Totals: | | | | 399,410 |
| 8927000 | NE-17-23-26-4 | 160.00 Acres | | | | | |
| | F LAND | | T 1 FARMLAND | | Taxable Total: | | 36,140 |
| | | | 100% The Golden Hills Reg. Div. 15 | | | | |



2020 Assessment Roll (Valuation Date 1-July, 2020) 2021 Taxation Year, Wheatland County

Assessment Year: 2020
Tax Year: 2021

| Roll | Legal Address | Total |
|---------|--|-------|
| 8928000 | NW-17-23-26-4 157.00 Acres | |
| | F LAND T 1 FARMLAND Taxable Total: 35,720 | |
| | 100% Alberta School Foundation Fund | |
| 8928010 | 0313451 1 1 NW-17-23-26-4 3.00 Acres SW CORNER | |
| | F LAND T 1 FARMLAND Taxable Total: 610 | |
| | 100% Alberta School Foundation Fund | |
| 8929000 | SE-17-23-26-4 160.00 Acres | |
| | F LAND T 1 FARMLAND Taxable Total: 36,740 | |
| | 100% The Golden Hills Reg. Div. 15 | |
| 8930000 | SW-17-23-26-4 156.62 Acres | |
| | F LAND T 1 FARMLAND Taxable Total: 37,100 | |
| | 100% Alberta School Foundation Fund | |
| 8930010 | 8911377 A SW-17-23-26-4 3.38 Acres Southeast Corner | |
| | 264048 TWP RD 232 | |
| | F LAND & IMPROVEMENTS T 1 FARMLAND 80 | |
| | R T 103 RESIDENTIAL LAND & IMPROVEMENTS 441,820 | |
| | Taxable Total: 441,900 | |
| | R E 901 RURAL RESIDENCE EXEMPTION (RAP) 80 | |
| | 100% Alberta School Foundation Fund Totals: 441,980 | |
| 8931000 | NE-18-23-26-4 153.83 Acres | |
| | F LAND & IMPROVEMENTS T 1 FARMLAND 34,530 | |
| | R T 103 RESIDENTIAL LAND & IMPROVEMENTS 609,870 | |
| | Taxable Total: 644,400 | |
| | R E 901 RURAL RESIDENCE EXEMPTION (RAP) 61,540 | |
| | R E 903 FARM BUILDING EXEMPT 6,560 | |
| | 100% Alberta School Foundation Fund Exempt Total: 68,100 | |
| | Totals: 712,500 | |
| 8932000 | NE-18-23-26-4 1.17 Acres Southwest Corner | |
| | NR LAND T 105 NON-RESEIDENTIAL LAND & IMPROVEMENTS Taxable Total: 37,000 | |
| | 100% Alberta School Foundation Fund | |



2020 Assessment Roll (Valuation Date 1-July, 2020) 2021 Taxation Year, Wheatland County

Assessment Year: 2020
Tax Year: 2021

| Roll | Legal Address | Total |
|---------|--|-------|
| 8933000 | NW-18-23-26-4 146.70 Acres | |
| | F LAND T 1 FARMLAND Taxable Total: 34,130 | |
| | 100% Alberta School Foundation Fund | |
| 8933010 | 9211224 1 NW-18-23-26-4 3.00 Acres Northwest Corner 232075 RGE RD 270 | |
| | R LAND & IMPROVEMENTS T 103 RESIDENTIAL LAND & IMPROVEMENTS Taxable Total: 453,300 | |
| | 100% Alberta School Foundation Fund | |
| 8934000 | NW-18-23-26-4 10.30 Acres Southern Portion Large Powerline | |
| | F LAND T 1 FARMLAND 1,910 | |
| | NR T 105 NON-RESEIDENTIAL LAND & IMPROVEMENTS 24,440 | |
| | 100% Alberta School Foundation Fund Taxable Total: 26,350 | |
| 8935000 | SE-18-23-26-4 160.00 Acres | |
| | F LAND T 1 FARMLAND Taxable Total: 35,570 | |
| | 100% Alberta School Foundation Fund | |
| 8936000 | SW-18-23-26-4 160.00 Acres | |
| | 265046 TWP RD 232 | |
| | F LAND & IMPROVEMENTS T 1 FARMLAND 34,360 | |
| | R T 103 RESIDENTIAL LAND & IMPROVEMENTS 327,430 | |
| | R Taxable Total: 361,790 | |
| | R E 901 RURAL RESIDENCE EXEMPTION (RAP) 30,770 | |
| | R E 903 FARM BUILDING EXEMPT 22,910 | |
| | 100% Alberta School Foundation Fund Exempt Total: 53,680 | |
| | Totals: 415,470 | |
| 8937000 | NE-19-23-26-4 144.01 Acres Southeast of Railway | |
| | F LAND T 1 FARMLAND Taxable Total: 32,310 | |
| | 100% The Golden Hills Reg. Div. 15 | |
| 8937010 | RY11 NE-19-23-26-4 6.53 Acres Right-of-way 265023 TWP RD 234 | |
| | F LAND & IMPROVEMENTS T 1 FARMLAND 400 | |
| | R T 103 RESIDENTIAL LAND & IMPROVEMENTS 335,300 | |
| | R Taxable Total: 335,700 | |
| | E 901 RURAL RESIDENCE EXEMPTION (RAP) 400 | |
| | Totals: 336,100 | |



2020 Assessment Roll (Valuation Date 1-July, 2020) 2021 Taxation Year, Wheatland County

Assessment Year: 2020
Tax Year: 2021

| Roll | Legal Address | 100% Alberta School Foundation Fund | | | Total |
|---------|---|---|----------------|--|---------|
| 8939000 | NW-19-23-26-4 105.61 Acres | Northwest of Railway | | | |
| | F LAND | T 1 FARMLAND | Taxable Total: | | 27,780 |
| | | 100% Alberta School Foundation Fund | | | |
| 8939010 | RY11 NW-19-23-26-4 14.33 Acres 233043 RGE RD 270 | Railway | | | |
| | F LAND & IMPROVEMENTS | T 1 FARMLAND | | | 1,290 |
| | R | T 101 RESIDENTIAL IMPROVEMENT NIL RAP ALLOW | | | 75,500 |
| | R | T 103 RESIDENTIAL LAND & IMPROVEMENTS | | | 179,000 |
| | | 100% Alberta School Foundation Fund | | | |
| | | | Taxable Total: | | 255,790 |
| 8940000 | NW-19-23-26-4 44.79 Acres | Southeast of Railway | | | |
| | F LAND | T 1 FARMLAND | Taxable Total: | | 9,370 |
| | | 100% The Golden Hills Reg. Div. 15 | | | |
| 8941000 | SE-19-23-26-4 160.00 Acres | | | | |
| | F LAND | T 1 FARMLAND | Taxable Total: | | 35,860 |
| | | 100% Alberta School Foundation Fund | | | |
| 8942000 | SW-19-23-26-4 155.00 Acres | | | | |
| | F LAND | T 1 FARMLAND | Taxable Total: | | 34,000 |
| | | 100% Alberta School Foundation Fund | | | |
| 8942010 | 0011887 1 SW-19-23-26-4 5.00 Acres 233023 RGE RD 270 | NORTHWESTERN PORTION | | | |
| | R LAND | T 104 RESIDENTIAL VACANT LAND | Taxable Total: | | 204,500 |
| | | 100% Alberta School Foundation Fund | | | |
| 8943000 | NE-20-23-26-4 159.00 Acres | | | | |
| | F LAND | T 1 FARMLAND | Taxable Total: | | 37,960 |
| | | 100% Alberta School Foundation Fund | | | |
| 8944000 | NW-20-23-26-4 159.00 Acres | | | | |
| | F LAND | T 1 FARMLAND | Taxable Total: | | 39,880 |
| | | 100% Alberta School Foundation Fund | | | |



2020 Assessment Roll (Valuation Date 1-July, 2020) 2021 Taxation Year, Wheatland County

Assessment Year: 2020
Tax Year: 2021

| Roll | Legal Address | | | | | | Total |
|---------|-------------------------|--------------|-------------------------------------|---------------------------------|--|----------------|---------|
| 8945000 | SE-20-23-26-4 | 160.00 Acres | | | | | |
| | 233034 RGE RD 264 | | | | | | |
| | F LAND & IMPROVEMENTS | | T 1 | FARMLAND | | | 38,670 |
| | R | | T 103 | RESIDENTIAL LAND & IMPROVEMENTS | | | 381,930 |
| | | | Taxable Total: | | | | 420,600 |
| | R | | E 901 | RURAL RESIDENCE EXEMPTION (RAP) | | | 38,670 |
| | | | 100% Alberta School Foundation Fund | | | | |
| | | | Totals: | | | | 459,270 |
| 8946000 | SW-20-23-26-4 | 160.00 Acres | | | | | |
| | F LAND | | T 1 | FARMLAND | | Taxable Total: | 35,890 |
| | | | 100% Alberta School Foundation Fund | | | | |
| 8947000 | NE-21-23-26-4 | 159.00 Acres | | | | | |
| | F LAND | | T 1 | FARMLAND | | Taxable Total: | 31,800 |
| | | | 100% Alberta School Foundation Fund | | | | |
| 8948000 | NW-21-23-26-4 | 156.12 Acres | | | | | |
| | F LAND | | T 1 | FARMLAND | | Taxable Total: | 37,320 |
| | | | 100% Alberta School Foundation Fund | | | | |
| 8948010 | 9110132 1 NW-21-23-26-4 | 2.95 Acres | | | | | |
| | 233077 RGE RD 264 | | Northwest Corner | | | | |
| | R LAND & IMPROVEMENTS | | T 103 | RESIDENTIAL LAND & IMPROVEMENTS | | Taxable Total: | 555,700 |
| | | | 100% Alberta School Foundation Fund | | | | |
| 8949000 | SE-21-23-26-4 | 160.00 Acres | | | | | |
| | F LAND | | T 1 | FARMLAND | | Taxable Total: | 43,300 |
| | | | 100% Alberta School Foundation Fund | | | | |
| 8950000 | SW-21-23-26-4 | 160.00 Acres | | | | | |
| | F LAND | | T 1 | FARMLAND | | Taxable Total: | 40,330 |
| | | | 100% Alberta School Foundation Fund | | | | |
| 8951000 | NE-22-23-26-4 | 156.36 Acres | | | | | |
| | F LAND | | T 1 | FARMLAND | | Taxable Total: | 26,080 |
| | | | 100% Alberta School Foundation Fund | | | | |



2020 Assessment Roll (Valuation Date 1-July, 2020) 2021 Taxation Year, Wheatland County

Assessment Year: 2020
Tax Year: 2021

| Roll | Legal Address | | | | Total |
|---------|--------------------------------------|--------------|---------------------------------------|--|---------|
| 8952000 | NW-22-23-26-4 | 148.28 Acres | | | |
| | F LAND | | T 1 FARMLAND | Taxable Total: | 35,970 |
| | | | 100% Alberta School Foundation Fund | | |
| 8952010 | 0313555 1 2 NW-22-23-26-4 7.82 Acres | | | NE corner .11 ac from NE 1/4 RK Group-Pipeline Maintenance | |
| | 262049 TWP RD 234 | | | | |
| | F LAND & IMPROVEMENTS | | T 1 FARMLAND | | 430 |
| | R | | T 103 RESIDENTIAL LAND & IMPROVEMENTS | | 880,070 |
| | | | | Taxable Total: | 880,500 |
| | R | | E 901 RURAL RESIDENCE EXEMPTION (RAP) | | 430 |
| | | | 100% Alberta School Foundation Fund | Totals: | 880,930 |
| 8952020 | 0313555 1 1 NW-22-23-26-4 3.00 Acres | | | NW Corner | |
| | 233077 RGE RD 263 | | | | |
| | R LAND & IMPROVEMENTS | | T 103 RESIDENTIAL LAND & IMPROVEMENTS | Taxable Total: | 383,500 |
| | | | 100% Alberta School Foundation Fund | | |
| 8953000 | SE-22-23-26-4 | 157.45 Acres | | | |
| | F LAND | | T 1 FARMLAND | Taxable Total: | 43,490 |
| | | | 100% Alberta School Foundation Fund | | |
| 8954000 | SW-22-23-26-4 | 160.00 Acres | | | |
| | F LAND | | T 1 FARMLAND | Taxable Total: | 43,460 |
| | | | 100% Alberta School Foundation Fund | | |
| 8955000 | NE-23-23-26-4 | 158.99 Acres | | | |
| | F LAND | | T 1 FARMLAND | Taxable Total: | 47,820 |
| | | | 100% Alberta School Foundation Fund | | |
| 8956000 | NW-23-23-26-4 | 156.46 Acres | | | |
| | 233067 HWY 24 | | | | |
| | F LAND & IMPROVEMENTS | | T 1 FARMLAND | | 45,210 |
| | R | | T 103 RESIDENTIAL LAND & IMPROVEMENTS | | 327,860 |
| | | | | Taxable Total: | 373,070 |
| | R | | E 901 RURAL RESIDENCE EXEMPTION (RAP) | | 61,540 |
| | | | 100% Alberta School Foundation Fund | Totals: | 434,610 |
| 8957000 | SE-23-23-26-4 | 160.00 Acres | | | |



2020 Assessment Roll (Valuation Date 1-July, 2020) 2021 Taxation Year, Wheatland County

Assessment Year: 2020
Tax Year: 2021

| Roll | Legal Address | | | | | | Total |
|---------|---------------|--------------|--|---|---|-------------------------------------|-----------------------|
| | F | LAND | | T | 1 | FARMLAND | |
| | | | | | | 100% Alberta School Foundation Fund | Taxable Total: 44,870 |
| 8958000 | SW-23-23-26-4 | 157.45 Acres | | | | | |
| | F | LAND | | T | 1 | FARMLAND | |
| | | | | | | 100% Alberta School Foundation Fund | Taxable Total: 41,710 |
| 8959000 | NE-24-23-26-4 | 159.00 Acres | | | | | |
| | F | LAND | | T | 1 | FARMLAND | |
| | | | | | | 100% Alberta School Foundation Fund | Taxable Total: 45,830 |
| 8960000 | NW-24-23-26-4 | 159.00 Acres | | | | | |
| | F | LAND | | T | 1 | FARMLAND | |
| | | | | | | 100% Alberta School Foundation Fund | Taxable Total: 47,580 |
| 8961000 | SE-24-23-26-4 | 151.18 Acres | | | | | North of Road |
| | F | LAND | | T | 1 | FARMLAND | |
| | | | | | | 100% Alberta School Foundation Fund | Taxable Total: 43,990 |
| 8962000 | SE-24-23-26-4 | 8.82 Acres | | | | | South of Road |
| | F | LAND | | T | 1 | FARMLAND | |
| | | | | | | 100% Alberta School Foundation Fund | Taxable Total: 730 |
| 8963000 | SW-24-23-26-4 | 160.00 Acres | | | | | |
| | F | LAND | | T | 1 | FARMLAND | |
| | | | | | | 100% Alberta School Foundation Fund | Taxable Total: 46,290 |
| 8964000 | NE-25-23-26-4 | 160.00 Acres | | | | | |
| | F | LAND | | T | 1 | FARMLAND | |
| | | | | | | 100% Alberta School Foundation Fund | Taxable Total: 38,900 |
| 8965000 | NW-25-23-26-4 | 160.00 Acres | | | | | |
| | F | LAND | | T | 1 | FARMLAND | |
| | | | | | | 100% Alberta School Foundation Fund | Taxable Total: 46,240 |



2020 Assessment Roll (Valuation Date 1-July, 2020) 2021 Taxation Year, Wheatland County

Assessment Year: 2020
Tax Year: 2021

| Roll | Legal Address | | | | | Total |
|---------|-----------------------|--------------|-------------------------------------|----------------|--|--------|
| 8966000 | SE-25-23-26-4 | 159.00 Acres | | | | |
| | F LAND | | T 1 FARMLAND | Taxable Total: | | 43,140 |
| | | | 100% Alberta School Foundation Fund | | | |
| 8967000 | SW-25-23-26-4 | 159.00 Acres | | | | |
| | F LAND | | T 1 FARMLAND | Taxable Total: | | 47,440 |
| | | | 100% Alberta School Foundation Fund | | | |
| 8968000 | NE-26-23-26-4 | 160.00 Acres | | | | |
| | F LAND | | T 1 FARMLAND | Taxable Total: | | 47,880 |
| | | | 100% Alberta School Foundation Fund | | | |
| 8969000 | NW-26-23-26-4 | 157.45 Acres | | | | |
| | F LAND | | T 1 FARMLAND | Taxable Total: | | 47,220 |
| | | | 100% Alberta School Foundation Fund | | | |
| 8970000 | SE-26-23-26-4 | 158.99 Acres | | | | |
| | F LAND | | T 1 FARMLAND | Taxable Total: | | 47,580 |
| | | | 100% Alberta School Foundation Fund | | | |
| 8971000 | SW-26-23-26-4 | 156.46 Acres | | | | |
| | F LAND | | T 1 FARMLAND | Taxable Total: | | 46,980 |
| | | | 100% Alberta School Foundation Fund | | | |
| 8972000 | NE-27-23-26-4 | 157.45 Acres | | | | |
| | F LAND | | T 1 FARMLAND | Taxable Total: | | 43,120 |
| | | | 100% The Golden Hills Reg. Div. 15 | | | |
| 8973000 | NW-27-23-26-4 | 160.00 Acres | | | | |
| | F LAND | | T 1 FARMLAND | Taxable Total: | | 38,290 |
| | | | 100% Alberta School Foundation Fund | | | |
| 8974000 | SE-27-23-26-4 | 146.62 Acres | | | | |
| | 262010 TWP RD 234 | | | | | |
| | F LAND & IMPROVEMENTS | | T 1 FARMLAND | | | 21,610 |



2020 Assessment Roll (Valuation Date 1-July, 2020) 2021 Taxation Year, Wheatland County

Assessment Year: 2020
Tax Year: 2021

| Roll | Legal Address | | | | Total |
|---------|------------------------------------|---|------|--------------------------------------|-----------------------|
| | R | T | 103 | RESIDENTIAL LAND & IMPROVEMENTS | 465,710 |
| | | | | Taxable Total: | 487,320 |
| | R | E | 901 | RURAL RESIDENCE EXEMPTION (RAP) | 42,490 |
| | | | 100% | Alberta School Foundation Fund | Totals: 529,810 |
| 8974010 | 9110892 1 SE-27-23-26-4 9.85 Acres | | | Southwest Corner Natural Landscapes | |
| | 262036 TWP RD 234 | | | | |
| | R LAND & IMPROVEMENTS | T | 103 | RESIDENTIAL LAND & IMPROVEMENTS | 396,260 |
| | NR | T | 105 | NON-RESEIDENTIAL LAND & IMPROVEMENTS | 103,140 |
| | | | | Taxable Total: | 499,400 |
| | R | E | 903 | FARM BUILDING EXEMPT | 21,650 |
| | | | 100% | Alberta School Foundation Fund | Totals: 521,050 |
| 8975000 | SW-27-23-26-4 | | | 159.00 Acres | |
| | F LAND | T | 1 | FARMLAND | Taxable Total: 34,080 |
| | | | 100% | Alberta School Foundation Fund | |
| 8976000 | NE-28-23-26-4 | | | 160.00 Acres | |
| | F LAND | T | 1 | FARMLAND | Taxable Total: 22,420 |
| | | | 100% | Alberta School Foundation Fund | |
| 8977000 | NW-28-23-26-4 | | | 159.57 Acres | |
| | F LAND | T | 1 | FARMLAND | Taxable Total: 42,320 |
| | | | 100% | Alberta School Foundation Fund | |
| 8978000 | SE-28-23-26-4 | | | 159.00 Acres | |
| | F LAND | T | 1 | FARMLAND | Taxable Total: 22,420 |
| | | | 100% | Alberta School Foundation Fund | |
| 8979000 | SW-28-23-26-4 | | | 159.00 Acres | |
| | F LAND | T | 1 | FARMLAND | Taxable Total: 40,970 |
| | | | 100% | Alberta School Foundation Fund | |
| 8980000 | NE-29-23-26-4 | | | 82.14 Acres | Southeast of Canal |
| | F LAND | T | 1 | FARMLAND | Taxable Total: 20,430 |
| | | | 100% | Alberta School Foundation Fund | |



2020 Assessment Roll (Valuation Date 1-July, 2020) 2021 Taxation Year, Wheatland County

Assessment Year: 2020
Tax Year: 2021

| Roll | Legal Address | | | | Total |
|---------|---------------|---------------------|--------------|---------------------------------------|---------|
| 8980010 | 9310499 1 | NE-29-23-26-4 | 3.58 Acres | NE Corner South of Railway | |
| | 234080 | RGE RD 264 | | | |
| | F | LAND & IMPROVEMENTS | T 1 | FARMLAND | 130 |
| | R | | T 103 | RESIDENTIAL LAND & IMPROVEMENTS | 305,170 |
| | | | | Taxable Total: | 305,300 |
| | R | | E 901 | RURAL RESIDENCE EXEMPTION (RAP) | 130 |
| | | | 100% | Alberta School Foundation Fund | 305,430 |
| | | | | Totals: | 305,430 |
| 8980020 | RY11 | NE-29-23-26-4 | 15.34 Acres | Abandoned Railway | |
| | 234082 | RGE RD 264 | | | |
| | F | LAND & IMPROVEMENTS | T 1 | FARMLAND | 1,410 |
| | R | | T 101 | RESIDENTIAL IMPROVEMENT NIL RAP ALLOW | 49,000 |
| | R | | T 103 | RESIDENTIAL LAND & IMPROVEMENTS | 196,000 |
| | | | 100% | Alberta School Foundation Fund | 246,410 |
| | | | | Taxable Total: | 246,410 |
| 8981000 | NE-29-23-26-4 | | 59.60 Acres | Northeast of Railway | |
| | F | LAND | T 1 | FARMLAND | |
| | | | 100% | The Golden Hills Reg. Div. 15 | 13,770 |
| 8982000 | NW-29-23-26-4 | | 153.60 Acres | | |
| | F | LAND | T 1 | FARMLAND | |
| | | | 100% | The Golden Hills Reg. Div. 15 | 34,560 |
| 8982010 | RY11 | NW-29-23-26-4 | 3.89 Acres | Railway Right-of-Way | |
| | 234017B | RGE RD 265 | | | |
| | R | LAND & IMPROVEMENTS | T 101 | RESIDENTIAL IMPROVEMENT NIL RAP ALLOW | 17,800 |
| | R | | T 103 | RESIDENTIAL LAND & IMPROVEMENTS | 150,400 |
| | | | 100% | Alberta School Foundation Fund | 168,200 |
| | | | | Taxable Total: | 168,200 |
| 8983000 | NW-29-23-26-4 | | 2.96 Acres | Southeast Corner | |
| | F | LAND | T 1 | FARMLAND | |
| | | | 100% | Alberta School Foundation Fund | 620 |
| 8984000 | SE-29-23-26-4 | | 144.89 Acres | | |
| | F | LAND | T 1 | FARMLAND | |
| | | | 100% | Alberta School Foundation Fund | 32,850 |
| | | | | Taxable Total: | 32,850 |
| 8984010 | 1712471 1 2 | SE-29-23-26-4 | 14.10 Acres | Southwest Corner | |
| | 264030 | TWP RD 234 | | | |



2020 Assessment Roll (Valuation Date 1-July, 2020) 2021 Taxation Year, Wheatland County

Assessment Year: 2020
Tax Year: 2021

| Roll | Legal Address | | | | Total |
|---------|---|---------------------|--------------|---|---------|
| 8985000 | F | LAND & IMPROVEMENTS | T | 1 FARMLAND | 2,630 |
| | R | | T | 103 RESIDENTIAL LAND & IMPROVEMENTS | 489,370 |
| | Taxable Total: | | | | 492,000 |
| | R | | E | 901 RURAL RESIDENCE EXEMPTION (RAP) | 2,630 |
| | 100% Alberta School Foundation Fund Totals: | | | | 494,630 |
| 8985000 | SW-29-23-26-4 | | 147.55 Acres | | |
| 8985010 | F | LAND | T | 1 FARMLAND | 33,740 |
| | 100% The Golden Hills Reg. Div. 15 | | | | |
| | Taxable Total: | | | | |
| | RY11 SW-29-23-26-4 11.45 Acres | | | | |
| | 234017A RGE RD 265 Railway Right-of-Way | | | | |
| 8986000 | F | LAND & IMPROVEMENTS | T | 1 FARMLAND | 960 |
| | R | | T | 101 RESIDENTIAL IMPROVEMENT NIL RAP ALLOW | 76,300 |
| | R | | T | 103 RESIDENTIAL LAND & IMPROVEMENTS | 190,000 |
| | 100% Alberta School Foundation Fund | | | | |
| | Taxable Total: | | | | 267,260 |
| 8986000 | NE-30-23-26-4 | | 160.00 Acres | | |
| 8987000 | F | LAND | T | 1 FARMLAND | 38,130 |
| | 100% The Golden Hills Reg. Div. 15 | | | | |
| | Taxable Total: | | | | |
| | NW-30-23-26-4 | | | | |
| | 158.01 Acres | | | | |
| 8988000 | F | LAND | T | 1 FARMLAND | 40,260 |
| | 100% Alberta School Foundation Fund | | | | |
| | Taxable Total: | | | | |
| | SE-30-23-26-4 | | | | |
| | 151.03 Acres | | | | |
| 8988010 | F | LAND | T | 1 FARMLAND | 37,400 |
| | 100% The Golden Hills Reg. Div. 15 | | | | |
| | Taxable Total: | | | | |
| | RY11 SE-30-23-26-4 7.98 Acres | | | | |
| | 265022 TWP RD 234 Railway Right-of-Way | | | | |
| 8989000 | F | LAND & IMPROVEMENTS | T | 1 FARMLAND | 500 |
| | R | | T | 101 RESIDENTIAL IMPROVEMENT NIL RAP ALLOW | 79,300 |
| | R | | T | 103 RESIDENTIAL LAND & IMPROVEMENTS | 179,000 |
| | 100% Alberta School Foundation Fund | | | | |
| | Taxable Total: | | | | 258,800 |
| 8989000 | SW-30-23-26-4 | | 157.03 Acres | | |
| 8989000 | F | LAND | T | 1 FARMLAND | 39,620 |
| | Taxable Total: | | | | |
| | | | | | |
| | | | | | |
| | | | | | |



2020 Assessment Roll (Valuation Date 1-July, 2020) 2021 Taxation Year, Wheatland County

Assessment Year: 2020
Tax Year: 2021

| Roll | Legal Address | | | | | | Total |
|---------|-----------------------------|--------------|-------------------------------------|---------------------------------|----------------|--|---------|
| | | | 100% Alberta School Foundation Fund | | | | |
| 8990000 | NE-31-23-26-4 | 153.75 Acres | | | | | |
| | F LAND | | T 1 | FARMLAND | Taxable Total: | | 36,460 |
| | | | 100% Alberta School Foundation Fund | | | | |
| 8990500 | IRRI172 RW 23 N -31-23-26-4 | 11.58 Acres | CANAL: NE 6.25a; NW5.33a | | | | |
| | NR LAND | | E 167 | WESTERN IRRIGATION DIST EXEMPT | Exempt Total: | | 266,200 |
| | | | 100% Alberta School Foundation Fund | | | | |
| 8991000 | NW-31-23-26-4 | 152.68 Acres | | | | | |
| | F LAND | | T 1 | FARMLAND | Taxable Total: | | 39,170 |
| | | | 100% Alberta School Foundation Fund | | | | |
| 8992000 | SE-31-23-26-4 | 160.00 Acres | | | | | |
| | F LAND | | T 1 | FARMLAND | Taxable Total: | | 36,540 |
| | | | 100% Alberta School Foundation Fund | | | | |
| 8993000 | SW-31-23-26-4 | 158.01 Acres | | | | | |
| | F LAND | | T 1 | FARMLAND | Taxable Total: | | 38,660 |
| | | | 100% Alberta School Foundation Fund | | | | |
| 8994000 | NE-32-23-26-4 | 160.00 Acres | | | | | |
| | 235050 RGE RD 264 | | | | | | |
| | F LAND & IMPROVEMENTS | | T 1 | FARMLAND | | | 35,390 |
| | R | | T 103 | RESIDENTIAL LAND & IMPROVEMENTS | | | 564,490 |
| | | | Taxable Total: | | | | 599,880 |
| | R | | E 901 | RURAL RESIDENCE EXEMPTION (RAP) | | | 92,310 |
| | R | | E 903 | FARM BUILDING EXEMPT | | | 14,220 |
| | | | 100% The Golden Hills Reg. Div. 15 | | | | |
| | | | Exempt Total: | | | | 106,530 |
| | | | Totals: | | | | 706,410 |
| 8995000 | NW-32-23-26-4 | 160.00 Acres | | | | | |
| | F LAND | | T 1 | FARMLAND | Taxable Total: | | 34,350 |
| | | | 100% The Golden Hills Reg. Div. 15 | | | | |
| 8996000 | SE-32-23-26-4 | 159.98 Acres | | | | | |



2020 Assessment Roll (Valuation Date 1-July, 2020) 2021 Taxation Year, Wheatland County

Assessment Year: 2020
Tax Year: 2021

| Roll | Legal Address | | | | Total |
|---------|----------------------------|---------------------|---|------------------------|---------|
| | F | LAND | T 1 FARMLAND | Taxable Total: | 34,180 |
| | | | 100% The Golden Hills Reg. Div. 15 | | |
| 8997000 | SW-32-23-26-4 | 160.00 Acres | | | |
| | F | LAND | T 1 FARMLAND | Taxable Total: | 36,610 |
| | | | 100% The Golden Hills Reg. Div. 15 | | |
| 8998000 | 2010381 4 2 N-33-23-26-4 | 48.08 Acres | | NORTH 1/2 LSD 15 & 16 | |
| | | 263021 TWP RD 240 | | | |
| | F | LAND & IMPROVEMENTS | T 1 FARMLAND | | 9,520 |
| | R | | T 103 RESIDENTIAL LAND & IMPROVEMENTS | | 522,880 |
| | | | Taxable Total: | | 532,400 |
| | R | | E 901 RURAL RESIDENCE EXEMPTION (RAP) | | 9,520 |
| | | | 100% Alberta School Foundation Fund | Totals: | 541,920 |
| 8998005 | IRR173 RW 23 N -33-23-26-4 | 25.00 Acres | | 18.0a NE & 7.0a NW | |
| | NR | LAND | E 167 WESTERN IRRIGATION DIST EXEMPT | Exempt Total: | 177,080 |
| | | | 100% Alberta School Foundation Fund | | |
| 8998010 | RY11 NE-33-23-26-4 | 10.22 Acres | | Railway Right-of-Way | |
| | | 235064A RGE RD 263 | | | |
| | F | LAND & IMPROVEMENTS | T 1 FARMLAND | | 430 |
| | R | | T 101 RESIDENTIAL IMPROVEMENT NIL RAP ALLOW | | 70,600 |
| | R | | T 103 RESIDENTIAL LAND & IMPROVEMENTS | | 162,000 |
| | | | 100% Alberta School Foundation Fund | Taxable Total: | 233,030 |
| 8998020 | 0812400 1 1 NE-33-23-26-4 | 3.61 Acres | | NE CORNER, E. OF CANAL | |
| | | 235070B RGE RD 263 | | | |
| | R | LAND & IMPROVEMENTS | T 103 RESIDENTIAL LAND & IMPROVEMENTS | Taxable Total: | 436,200 |
| | | | 100% Alberta School Foundation Fund | | |
| 8998030 | 0812400 1 2 NE-33-23-26-4 | 4.40 Acres | | SE CORNER LSD 16 | |
| | | 235070A RGE RD 263 | | | |
| | R | LAND & IMPROVEMENTS | T 103 RESIDENTIAL LAND & IMPROVEMENTS | Taxable Total: | 559,100 |
| | | | 100% Alberta School Foundation Fund | | |
| 8999000 | NE-33-23-26-4 | 24.78 Acres | | South of Railway | |
| | F | LAND | T 1 FARMLAND | Taxable Total: | 5,660 |
| | | | 100% The Golden Hills Reg. Div. 15 | | |



2020 Assessment Roll (Valuation Date 1-July, 2020) 2021 Taxation Year, Wheatland County

Assessment Year: 2020
Tax Year: 2021

| Roll | Legal Address | Total |
|---------|---|-------|
| 9000000 | 2010473 4 3 N-33-23-26-4 147.59 Acres LSD 10 & 11 & 12 | |
| | F LAND T 1 FARMLAND Taxable Total: 36,830 100% Alberta School Foundation Fund | |
| 9000010 | 0912750 2 1 NW-33-23-26-4 4.15 Acres 235053 RGE RD 264 Central West Side | |
| | F LAND & IMPROVEMENTS T 1 FARMLAND 250 R T 103 RESIDENTIAL LAND & IMPROVEMENTS 461,050 Taxable Total: 461,300 | |
| | R E 901 RURAL RESIDENCE EXEMPTION (RAP) 250 100% Alberta School Foundation Fund Totals: 461,550 | |
| 9000020 | 0912751 3 1 NW-33-23-26-4 53.78 Acres 263073 TWP RD 240 N OF CANAL LSD 13 & 14 | |
| | F LAND T 1 FARMLAND Taxable Total: 12,290 100% Alberta School Foundation Fund | |
| 9001000 | SE-33-23-26-4 150.79 Acres Southeast of Railway | |
| | F LAND T 1 FARMLAND Taxable Total: 41,890 100% The Golden Hills Reg. Div. 15 | |
| 9001010 | RY11 SE-33-23-26-4 5.04 Acres 235064B RGE RD 263 Railway Right-of-Way | |
| | R LAND & IMPROVEMENTS T 101 RESIDENTIAL IMPROVEMENT NIL RAP ALLOW 24,400 R T 103 RESIDENTIAL LAND & IMPROVEMENTS 157,400 100% Alberta School Foundation Fund Taxable Total: 181,800 | |
| 9002000 | 9913366 3 SW-33-23-26-4 3.00 Acres 235003 RGE RD 264 SOUTHWEST CORNER | |
| | R LAND & IMPROVEMENTS T 103 RESIDENTIAL LAND & IMPROVEMENTS Taxable Total: 555,900 100% Christ The Redeemer Reg. 3 | |
| 9003000 | 9913366 4 S -33-23-26-4 94.40 Acres NORTHWEST OF RAILWAY | |
| | F LAND T 1 FARMLAND Taxable Total: 26,980 100% Alberta School Foundation Fund | |
| 9003010 | RY11 SW-33-23-26-4 15.27 Acres 234081 RGE RD 264 Railway Right-of-Way | |
| | R LAND & IMPROVEMENTS T 101 RESIDENTIAL IMPROVEMENT NIL RAP ALLOW 189,600 R T 103 RESIDENTIAL LAND & IMPROVEMENTS 293,900 | |



2020 Assessment Roll (Valuation Date 1-July, 2020) 2021 Taxation Year, Wheatland County

Assessment Year: 2020
Tax Year: 2021

| Roll | Legal Address | | | | Total |
|---------|-------------------------------|--------------|---|----------------------|---------|
| | | | 100% Alberta School Foundation Fund | Taxable Total: | 483,500 |
| 9004000 | SW-33-23-26-4 | 53.00 Acres | | SOUTHEAST OF RAILWAY | |
| | F LAND | | T 1 FARMLAND | Taxable Total: | 14,410 |
| | | | 100% The Golden Hills Reg. Div. 15 | | |
| 9005000 | NE-34-23-26-4 | 157.45 Acres | | | |
| | F LAND | | T 1 FARMLAND | Taxable Total: | 43,660 |
| | | | 100% Alberta School Foundation Fund | | |
| 9006000 | NW-34-23-26-4 | 132.20 Acres | | Southeast of Railway | |
| | F LAND | | T 1 FARMLAND | Taxable Total: | 38,020 |
| | | | 100% Alberta School Foundation Fund | | |
| 9006010 | RY11 NW-34-23-26-4 9.20 Acres | | | Railway Right-of-Way | |
| | 262071 TWP RD 240 | | | | |
| | F LAND & IMPROVEMENTS | | T 1 FARMLAND | | 520 |
| | R | | T 101 RESIDENTIAL IMPROVEMENT NIL RAP ALLOW | | 106,300 |
| | R | | T 103 RESIDENTIAL LAND & IMPROVEMENTS | | 179,000 |
| | | | 100% Alberta School Foundation Fund | Taxable Total: | 285,820 |
| 9007000 | NW-34-23-26-4 | 18.60 Acres | | Northeast of Railway | |
| | 262091 TWP RD 240 | | | | |
| | F LAND & IMPROVEMENTS | | T 1 FARMLAND | | 3,190 |
| | R | | T 103 RESIDENTIAL LAND & IMPROVEMENTS | | 388,760 |
| | | | | Taxable Total: | 391,950 |
| | R | | E 901 RURAL RESIDENCE EXEMPTION (RAP) | | 30,770 |
| | R | | E 903 FARM BUILDING EXEMPT | | 6,540 |
| | | | 100% The Golden Hills Reg. Div. 15 | Exempt Total: | 37,310 |
| | | | | Totals: | 429,260 |
| 9008000 | SE-34-23-26-4 | 157.45 Acres | | | |
| | 235026 HWY 24 | | | | |
| | F LAND & IMPROVEMENTS | | T 1 FARMLAND | | 46,990 |
| | R | | T 101 RESIDENTIAL IMPROVEMENT NIL RAP ALLOW | | 65,100 |
| | R | | T 103 RESIDENTIAL LAND & IMPROVEMENTS | | 634,510 |
| | | | | Taxable Total: | 746,600 |
| | R | | E 901 RURAL RESIDENCE EXEMPTION (RAP) | | 92,310 |
| | R | | E 903 FARM BUILDING EXEMPT | | 11,830 |
| | | | | Exempt Total: | 104,140 |



2020 Assessment Roll (Valuation Date 1-July, 2020) 2021 Taxation Year, Wheatland County

Assessment Year: 2020
Tax Year: 2021

| Roll | Legal Address | 100% Alberta School Foundation Fund | | | | | Total |
|-------------------------------------|---------------------------|-------------------------------------|---------------------------------|--------------------------|--|---------|---------|
| Totals: | | | | | | | 850,740 |
| 9009000 | SW-34-23-26-4 | 160.00 Acres | | | | | |
| | F LAND | T 1 | FARMLAND | Taxable Total: | | 45,430 | |
| 100% Alberta School Foundation Fund | | | | | | | |
| 9010000 | NE-35-23-26-4 | 160.00 Acres | | | | | |
| | F LAND | T 1 | FARMLAND | Taxable Total: | | 45,080 | |
| 100% Alberta School Foundation Fund | | | | | | | |
| 9011000 | NW-35-23-26-4 | 157.45 Acres | | | | | |
| | F LAND | T 1 | FARMLAND | Taxable Total: | | 47,560 | |
| 100% Alberta School Foundation Fund | | | | | | | |
| 9012000 | SE-35-23-26-4 | 160.00 Acres | | | | | |
| | F LAND | T 1 | FARMLAND | Taxable Total: | | 41,070 | |
| 100% Alberta School Foundation Fund | | | | | | | |
| 9013000 | SW-35-23-26-4 | 157.45 Acres | | | | | |
| | 235013 HWY 24 | | | | | | |
| | F LAND & IMPROVEMENTS | T 1 | FARMLAND | | | 46,740 | |
| | R | T 103 | RESIDENTIAL LAND & IMPROVEMENTS | | | 349,960 | |
| | | Taxable Total: | | | | 396,700 | |
| | R | E 901 | RURAL RESIDENCE EXEMPTION (RAP) | | | 61,540 | |
| | R | E 903 | FARM BUILDING EXEMPT | | | 18,630 | |
| | | 100% Alberta School Foundation Fund | | Exempt Total: | | 80,170 | |
| Totals: | | | | | | | 476,870 |
| 9014000 | NE-36-23-26-4 | 157.00 Acres | | | | | |
| | F LAND | T 1 | FARMLAND | Taxable Total: | | 18,340 | |
| 100% The Golden Hills Reg. Div. 15 | | | | | | | |
| 9014010 | 1010845 1 1 NE-36-23-26-4 | 3.00 Acres | | 50m S OF NE CORNER LSD 9 | | | |
| | 235056 RGE RD 260 | | | | | | |
| | R LAND & IMPROVEMENTS | T 103 | RESIDENTIAL LAND & IMPROVEMENTS | | | 722,250 | |
| | R | E 901 | RURAL RESIDENCE EXEMPTION (RAP) | | | 22,250 | |
| 100% Alberta School Foundation Fund | | | | | | | |
| Totals: | | | | | | | 744,500 |



2020 Assessment Roll (Valuation Date 1-July, 2020) 2021 Taxation Year, Wheatland County

Assessment Year: 2020
Tax Year: 2021

| Roll | Legal Address | Total |
|---------|---|-------------------|
| 9015000 | NW-36-23-26-4 159.82 Acres 235079 RGE RD 261 | |
| | F LAND & IMPROVEMENTS | 29,920 |
| | R T 1 FARMLAND | 113,000 |
| | R T 101 RESIDENTIAL IMPROVEMENT NIL RAP ALLOW | 281,600 |
| | R T 103 RESIDENTIAL LAND & IMPROVEMENTS | |
| | 100% Alberta School Foundation Fund Taxable Total: | 424,520 |
| 9016000 | SE-36-23-26-4 160.00 Acres | |
| | F LAND | |
| | T 1 FARMLAND | 44,480 |
| | 100% Alberta School Foundation Fund Taxable Total: | |
| 9017000 | SW-36-23-26-4 160.00 Acres | |
| | F LAND | |
| | T 1 FARMLAND | 43,190 |
| | 100% The Golden Hills Reg. Div. 15 Taxable Total: | |
| 9018000 | NE-1-24-26-4 140.02 Acres 240072 RGE RD 260 | |
| | F LAND & IMPROVEMENTS | 28,230 |
| | R T 103 RESIDENTIAL LAND & IMPROVEMENTS | 275,670 |
| | R Taxable Total: | 303,900 |
| | E 901 RURAL RESIDENCE EXEMPTION (RAP) | 28,230 |
| | 100% Alberta School Foundation Fund Totals: | 332,130 |
| 9018010 | 9010356 2 NE-1-24-26-4 20.02 Acres 240084 RGE RD 260 | North Half LSD 16 |
| | F LAND & IMPROVEMENTS | 2,310 |
| | R T 103 RESIDENTIAL LAND & IMPROVEMENTS | 335,590 |
| | R Taxable Total: | 337,900 |
| | E 901 RURAL RESIDENCE EXEMPTION (RAP) | 2,310 |
| | 100% Alberta School Foundation Fund Totals: | 340,210 |
| 9019000 | NW-1-24-26-4 121.94 Acres | |
| | F LAND | |
| | T 1 FARMLAND | 28,470 |
| | 100% Alberta School Foundation Fund Taxable Total: | |
| 9019010 | 9010356 4 NW-1-24-26-4 19.64 Acres 240071 RGE RD 261 | West Half LSD 13 |
| | F LAND & IMPROVEMENTS | 1,720 |
| | R T 103 RESIDENTIAL LAND & IMPROVEMENTS | 599,880 |



2020 Assessment Roll (Valuation Date 1-July, 2020) 2021 Taxation Year, Wheatland County

Assessment Year: 2020
Tax Year: 2021

| Roll | Legal Address | | | | | | Total |
|---------|---------------|--------------|--------------|---------------------------------|----------------|--|---------|
| 9019020 | R | E | 901 | RURAL RESIDENCE EXEMPTION (RAP) | Taxable Total: | | 601,600 |
| | R | E | 903 | FARM BUILDING EXEMPT | | | 1,720 |
| | | | 100% | Alberta School Foundation Fund | Exempt Total: | | 25,760 |
| | | | | | | | 27,480 |
| | | | | | Totals: | | 629,080 |
| 9019020 | 0914823 5 1 | NW-1-24-26-4 | 13.44 Acres | NW PART LSD 12 | | | |
| | | | | | | | |
| | F | | 1 | FARMLAND | | | 1,080 |
| | R | T | 103 | RESIDENTIAL LAND & IMPROVEMENTS | | | 433,840 |
| | | | | | Taxable Total: | | 434,920 |
| | R | E | 901 | RURAL RESIDENCE EXEMPTION (RAP) | | | 1,080 |
| | R | E | 903 | FARM BUILDING EXEMPT | | | 142,200 |
| | | | 100% | Alberta School Foundation Fund | Exempt Total: | | 143,280 |
| | | | | | Totals: | | 578,200 |
| 9019030 | 0914823 5 2 | NW-1-24-26-4 | 4.99 Acres | SW CORNER | | | |
| | | | | | | | |
| | F | | 1 | FARMLAND | Taxable Total: | | 1,050 |
| | | | 100% | Alberta School Foundation Fund | | | |
| 9020000 | 9810800 6 | SE-1-24-26-4 | 119.13 Acres | WEST HALF & WEST PART LSD 1&8 | | | |
| | | | | | | | |
| | F | | 1 | FARMLAND | | | 32,260 |
| | R | T | 103 | RESIDENTIAL LAND & IMPROVEMENTS | | | 258,040 |
| | | | | | Taxable Total: | | 290,300 |
| | R | E | 901 | RURAL RESIDENCE EXEMPTION (RAP) | | | 32,260 |
| | | | 100% | Alberta School Foundation Fund | Totals: | | 322,560 |
| 9020010 | 9810800 5 | SE-1-24-26-4 | 16.21 Acres | NORTHEAST CORNER | | | |
| | | | | | | | |
| | F | | 1 | FARMLAND | | | 2,900 |
| | R | T | 103 | RESIDENTIAL LAND & IMPROVEMENTS | | | 404,580 |
| | | | | | Taxable Total: | | 407,480 |
| | R | E | 901 | RURAL RESIDENCE EXEMPTION (RAP) | | | 2,900 |
| | R | E | 903 | FARM BUILDING EXEMPT | | | 3,390 |
| | | | 100% | Alberta School Foundation Fund | Exempt Total: | | 6,290 |
| | | | | | Totals: | | 413,770 |
| 9020020 | 1811393 6 1 | SE-1-24-26-4 | 24.98 Acres | EASTERLY PART LSD 1 | | | |
| | | | | | | | |
| | F | | 1 | FARMLAND | | | 2,560 |
| | R | T | 103 | RESIDENTIAL LAND & IMPROVEMENTS | | | 422,340 |



2020 Assessment Roll (Valuation Date 1-July, 2020) 2021 Taxation Year, Wheatland County

Assessment Year: 2020
Tax Year: 2021

| Roll | Legal Address | | | | | | Total |
|---------|------------------------------------|--------------|-------|---------------------------------|-------------------------------|--|---------|
| | | | | | Taxable Total: | | 424,900 |
| | R | | E 901 | RURAL RESIDENCE EXEMPTION (RAP) | | | 2,560 |
| | | | 100% | Alberta School Foundation Fund | Totals: | | 427,460 |
| 9021000 | SW-1-24-26-4 | 119.92 Acres | | | | | |
| | F LAND | | T 1 | FARMLAND | Taxable Total: | | 34,160 |
| | | | 100% | Alberta School Foundation Fund | | | |
| 9021010 | 9010356 1 SW-1-24-26-4 40.06 Acres | | | | E 1073'/E 1320' & S Hlf LSD 3 | | |
| | 260056 TWP RD 240 | | | | | | |
| | F LAND & IMPROVEMENTS | | T 1 | FARMLAND | | | 8,390 |
| | R | | T 103 | RESIDENTIAL LAND & IMPROVEMENTS | | | 447,710 |
| | | | | | Taxable Total: | | 456,100 |
| | R | | E 901 | RURAL RESIDENCE EXEMPTION (RAP) | | | 8,390 |
| | | | 100% | Alberta School Foundation Fund | Totals: | | 464,490 |
| 9022000 | NE-2-24-26-4 74.77 Acres | | | | North Half | | |
| | 240072 RGE RD 261 | | | | | | |
| | F LAND & IMPROVEMENTS | | T 1 | FARMLAND | | | 7,400 |
| | R | | T 103 | RESIDENTIAL LAND & IMPROVEMENTS | | | 563,850 |
| | | | | | Taxable Total: | | 571,250 |
| | R | | E 901 | RURAL RESIDENCE EXEMPTION (RAP) | | | 7,400 |
| | R | | E 903 | FARM BUILDING EXEMPT | | | 348,190 |
| | | | 100% | Alberta School Foundation Fund | Exempt Total: | | 355,590 |
| | | | | | Totals: | | 926,840 |
| 9022010 | NE-2-24-26-4 80.00 Acres | | | | South Half | | |
| | 240056A RGE RD 261 | | | | | | |
| | F LAND & IMPROVEMENTS | | T 1 | FARMLAND | | | 10,770 |
| | R | | T 103 | RESIDENTIAL LAND & IMPROVEMENTS | | | 360,660 |
| | | | | | Taxable Total: | | 371,430 |
| | R | | E 901 | RURAL RESIDENCE EXEMPTION (RAP) | | | 82,400 |
| | R | | E 903 | FARM BUILDING EXEMPT | | | 137,970 |
| | | | 100% | The Golden Hills Reg. Div. 15 | Exempt Total: | | 220,370 |
| | | | | | Totals: | | 591,800 |
| 9023000 | NE-2-24-26-4 1.38 Acres | | | | NW Corner - NW of Railway | | |
| | NR LAND | | E 155 | WHEATLAND COUNTY EXEMPT | Exempt Total: | | 128,690 |
| | | | 100% | Alberta School Foundation Fund | | | |



2020 Assessment Roll (Valuation Date 1-July, 2020) 2021 Taxation Year, Wheatland County

Assessment Year: 2020
Tax Year: 2021

| Roll | Legal Address | | | | Total |
|---------|------------------------|---|--|--|---------|
| 9024000 | NW-2-24-26-4 | 59.93 Acres | Southeast of Railway | | |
| | 121 COUSIN ST | | | | |
| | F LAND & IMPROVEMENTS | T 1 FARMLAND | | | 8,500 |
| | R | T 103 RESIDENTIAL LAND & IMPROVEMENTS | | | 414,780 |
| | | | Taxable Total: | | 423,280 |
| | R | E 901 RURAL RESIDENCE EXEMPTION (RAP) | | | 8,500 |
| | R | E 903 FARM BUILDING EXEMPT | | | 2,720 |
| | | 100% Alberta School Foundation Fund | Exempt Total: | | 11,220 |
| | | | Totals: | | 434,500 |
| 9025000 | 5459JK A NW-2-24-26-4 | 37.34 Acres | N of Rlwy - N Half LSD 13 & 14 | | |
| | 240079 HWY 24 | | | | |
| | F LAND & IMPROVEMENTS | T 1 FARMLAND | | | 3,540 |
| | R | T 103 RESIDENTIAL LAND & IMPROVEMENTS | | | 410,060 |
| | | | Taxable Total: | | 413,600 |
| | R | E 901 RURAL RESIDENCE EXEMPTION (RAP) | | | 3,540 |
| | R | E 903 FARM BUILDING EXEMPT | | | 16,580 |
| | | 100% Alberta School Foundation Fund | Exempt Total: | | 20,120 |
| | | | Totals: | | 433,720 |
| 9026000 | 5459JK B NW-2-24-26-4 | 37.34 Acres | LSD 11/12 & S Hlf LSD 13 & 14 Wildrose Auction | | |
| | 240059 HWY 24 | | | | |
| | F LAND & IMPROVEMENTS | T 1 FARMLAND | | | 2,600 |
| | R | T 103 RESIDENTIAL LAND & IMPROVEMENTS | | | 239,280 |
| | NR | T 105 NON-RESEIDENTIAL LAND & IMPROVEMENTS | | | 564,900 |
| | | | Taxable Total: | | 806,780 |
| | R | E 901 RURAL RESIDENCE EXEMPTION (RAP) | | | 2,600 |
| | | 100% Alberta School Foundation Fund | Totals: | | 809,380 |
| 9026010 | RY11 NW-2-24-26-4 | 14.49 Acres | Railway Right-of-way | | |
| | 240045 HWY 24 | | | | |
| | F LAND & IMPROVEMENTS | T 1 FARMLAND | | | 1,190 |
| | R | T 101 RESIDENTIAL IMPROVEMENT NIL RAP ALLOW | | | 75,600 |
| | R | T 103 RESIDENTIAL LAND & IMPROVEMENTS | | | 162,000 |
| | | 100% Alberta School Foundation Fund | Taxable Total: | | 238,790 |
| 9026020 | 0011714 1 NE-2-24-26-4 | 5.69 Acres | NORTHWEST CORNER & PTN SE 11 | | |
| | 241026B RGE RD 261 | | | | |
| | R LAND | T 104 RESIDENTIAL VACANT LAND | Taxable Total: | | 141,100 |
| | | 100% Alberta School Foundation Fund | | | |



2020 Assessment Roll (Valuation Date 1-July, 2020) 2021 Taxation Year, Wheatland County

Assessment Year: 2020
Tax Year: 2021

| Roll | Legal Address | Total |
|---------|--|-------|
| 9027000 | SE-2-24-26-4 160.00 Acres | |
| | F LAND T 1 FARMLAND Taxable Total: 45,470 100% Alberta School Foundation Fund | |
| 9028000 | SW-2-24-26-4 144.75 Acres | |
| | F LAND T 1 FARMLAND Taxable Total: 37,180 100% Alberta School Foundation Fund | |
| 9028001 | 1611661 8 1 SW-2-24-26-4 1.57 Acres S of NW corner 242 m LSD 5 5 MALONE AVE | |
| | R LAND & IMPROVEMENTS T 103 RESIDENTIAL LAND & IMPROVEMENTS Taxable Total: 501,200 100% Alberta School Foundation Fund | |
| 9029000 | NE-3-24-26-4 151.44 Acres | |
| | F LAND T 1 FARMLAND Taxable Total: 30,640 100% The Golden Hills Reg. Div. 15 | |
| 9029010 | 9911548 10 7 NE-3-24-26-4 4.10 Acres 102 ELEVATOR ST | |
| | F LAND & IMPROVEMENTS T 1 FARMLAND 110 R T 101 RESIDENTIAL IMPROVEMENT NIL RAP ALLOW 162,300 R T 103 RESIDENTIAL LAND & IMPROVEMENTS 170,500 100% Alberta School Foundation Fund Taxable Total: 332,910 | |
| 9030000 | 8311822 2 NE-3-24-26-4 2.13 Acres Southeast Corner, N of Railway 240046A HWY 24 | |
| | R LAND & IMPROVEMENTS T 103 RESIDENTIAL LAND & IMPROVEMENTS Taxable Total: 351,800 100% Alberta School Foundation Fund | |
| 9031000 | 1612580 1 3 NE-3-24-26-4 2.06 Acres West 83.1 m of SE corner 240046B HWY 24 | |
| | R LAND & IMPROVEMENTS T 103 RESIDENTIAL LAND & IMPROVEMENTS Taxable Total: 426,900 100% Alberta School Foundation Fund | |
| 9032000 | NW-3-24-26-4 152.70 Acres | |
| | F LAND T 1 FARMLAND Taxable Total: 30,330 100% The Golden Hills Reg. Div. 15 | |



2020 Assessment Roll (Valuation Date 1-July, 2020) 2021 Taxation Year, Wheatland County

Assessment Year: 2020
Tax Year: 2021

| Roll | Legal Address | Total |
|---------|--|------------------------|
| 9034000 | 1611071 12 1 SE-3-24-26-4 47.16 Acres NW part including Aband.RLY | |
| | F LAND T 1 FARMLAND 100% The Golden Hills Reg. Div. 15 | Taxable Total: 8,370 |
| 9034020 | 9911548 10 16 SE-3-24-26-4 7.59 Acres | |
| | F LAND T 1 FARMLAND 100% Alberta School Foundation Fund | Taxable Total: 1,010 |
| 9035000 | SE-3-24-26-4 1.75 Acres SW portion of Right-of-Way | |
| | F LAND T 1 FARMLAND 100% The Golden Hills Reg. Div. 15 | Taxable Total: 380 |
| 9036000 | SW-3-24-26-4 73.10 Acres West Half | |
| | F LAND T 1 FARMLAND 100% The Golden Hills Reg. Div. 15 | Taxable Total: 9,420 |
| 9037000 | SW-3-24-26-4 68.59 Acres East Half | |
| | F LAND T 1 FARMLAND 100% The Golden Hills Reg. Div. 15 | Taxable Total: 19,600 |
| 9038000 | SW-3-24-26-4 5.10 Acres SE Corner | |
| | F LAND T 1 FARMLAND 100% Alberta School Foundation Fund | Taxable Total: 1,090 |
| 9038010 | RY11 SW-3-24-26-4 5.28 Acres 262070 TWP RD 240 Right-of-Way | |
| | F LAND & IMPROVEMENTS T 1 FARMLAND | 240 |
| | R T 101 RESIDENTIAL IMPROVEMENT NIL RAP ALLOW | 73,100 |
| | R T 103 RESIDENTIAL LAND & IMPROVEMENTS | 179,000 |
| | 100% Alberta School Foundation Fund | Taxable Total: 252,340 |
| 9039000 | NE-4-24-26-4 160.00 Acres | |
| | F LAND T 1 FARMLAND 100% The Golden Hills Reg. Div. 15 | Taxable Total: 47,090 |



2020 Assessment Roll (Valuation Date 1-July, 2020) 2021 Taxation Year, Wheatland County

Assessment Year: 2020
Tax Year: 2021

| Roll | Legal Address | | | | | | Total |
|---------|-----------------------------------|---------------------|---|-----|--------------------------------------|----------------|---------|
| 9040000 | NW-4-24-26-4 | 160.00 Acres | | | | | |
| | F | LAND | T | 1 | FARMLAND | Taxable Total: | 41,690 |
| | | | | | 100% The Golden Hills Reg. Div. 15 | | |
| 9041000 | SE-4-24-26-4 | 160.00 Acres | | | | | |
| | F | LAND | T | 1 | FARMLAND | Taxable Total: | 44,800 |
| | | | | | 100% The Golden Hills Reg. Div. 15 | | |
| 9042000 | SW-4-24-26-4 | 160.00 Acres | | | | | |
| | F | LAND | T | 1 | FARMLAND | Taxable Total: | 42,950 |
| | | | | | 100% The Golden Hills Reg. Div. 15 | | |
| 9043000 | NE-5-24-26-4 | 154.86 Acres | | | | | |
| | F | LAND | T | 1 | FARMLAND | Taxable Total: | 36,510 |
| | | | | | 100% Alberta School Foundation Fund | | |
| 9043010 | 9010966 1 NE-5-24-26-4 5.14 Acres | | | | | | |
| | 240048 RGE RD 264 | | | | | | |
| | F | LAND & IMPROVEMENTS | T | 1 | FARMLAND | | 450 |
| | R | | T | 103 | RESIDENTIAL LAND & IMPROVEMENTS | | 518,590 |
| | NR | | T | 105 | NON-RESEIDENTIAL LAND & IMPROVEMENTS | | 114,360 |
| | | | | | Taxable Total: | | 633,400 |
| | R | | E | 901 | RURAL RESIDENCE EXEMPTION (RAP) | | 450 |
| | R | | E | 903 | FARM BUILDING EXEMPT | | 6,630 |
| | | | | | 50% The Golden Hills Reg. Div. 15 | Exempt Total: | 7,080 |
| | | | | | 50% Christ The Redeemer Reg. 3 | Totals: | 640,480 |
| 9044000 | NW-5-24-26-4 | 160.00 Acres | | | | | |
| | F | LAND | T | 1 | FARMLAND | Taxable Total: | 38,530 |
| | | | | | 100% Alberta School Foundation Fund | | |
| 9045000 | SE-5-24-26-4 | 160.00 Acres | | | | | |
| | 264020 TWP RD 240 | | | | | | |
| | F | LAND & IMPROVEMENTS | T | 1 | FARMLAND | | 41,100 |
| | R | | T | 103 | RESIDENTIAL LAND & IMPROVEMENTS | | 585,960 |
| | | | | | Taxable Total: | | 627,060 |
| | R | | E | 901 | RURAL RESIDENCE EXEMPTION (RAP) | | 92,310 |



2020 Assessment Roll (Valuation Date 1-July, 2020) 2021 Taxation Year, Wheatland County

Assessment Year: 2020
Tax Year: 2021

| Roll | Legal Address | | | | | Total |
|---------|-------------------------------------|--------------|-------|--------------------------------------|-----------------------------------|---------|
| | R | | E 903 | FARM BUILDING EXEMPT | | 18,370 |
| | | | 100% | Alberta School Foundation Fund | Exempt Total: | 110,680 |
| | | | | | Totals: | 737,740 |
| 9046000 | SW-5-24-26-4 | 160.00 Acres | | | | |
| | F LAND | | T 1 | FARMLAND | Taxable Total: | 40,060 |
| | | | 100% | Alberta School Foundation Fund | | |
| 9047000 | NE-6-24-26-4 | 160.00 Acres | | | | |
| | F LAND | | T 1 | FARMLAND | Taxable Total: | 38,700 |
| | | | 100% | Alberta School Foundation Fund | | |
| 9048000 | 9011086 2 NW-6-24-26-4 18.10 Acres | | | | Northwest Corner Tandem Equipment | |
| | 240083A RGE RD 270 | | | | | |
| | F LAND & IMPROVEMENTS | | T 1 | FARMLAND | | 3,220 |
| | R | | T 103 | RESIDENTIAL LAND & IMPROVEMENTS | | 666,920 |
| | NR | | T 105 | NON-RESEIDENTIAL LAND & IMPROVEMENTS | | 173,360 |
| | | | | | Taxable Total: | 843,500 |
| | R | | E 901 | RURAL RESIDENCE EXEMPTION (RAP) | | 3,220 |
| | | | 100% | Alberta School Foundation Fund | Totals: | 846,720 |
| 9048010 | 9011081 1 NW-6-24-26-4 21.51 Acres | | | | Northeast Corner | |
| | 240083B RGE RD 270 | | | | | |
| | F LAND & IMPROVEMENTS | | T 1 | FARMLAND | | 4,550 |
| | R | | T 103 | RESIDENTIAL LAND & IMPROVEMENTS | | 458,750 |
| | | | | | Taxable Total: | 463,300 |
| | R | | E 901 | RURAL RESIDENCE EXEMPTION (RAP) | | 4,550 |
| | | | 100% | Alberta School Foundation Fund | Totals: | 467,850 |
| 9048020 | 9011086 3 W-6-24-26-4 138.62 Acres | | | | North 330 of SW Quarter | |
| | F LAND | | T 1 | FARMLAND | Taxable Total: | 35,380 |
| | | | 100% | Alberta School Foundation Fund | | |
| 9049000 | SE-6-24-26-4 | 160.00 Acres | | | | |
| | F LAND | | T 1 | FARMLAND | Taxable Total: | 40,500 |
| | | | 100% | Alberta School Foundation Fund | | |
| 9050000 | 9011086 4 SW-6-24-26-4 135.32 Acres | | | | | |



2020 Assessment Roll (Valuation Date 1-July, 2020) 2021 Taxation Year, Wheatland County

Assessment Year: 2020
Tax Year: 2021

| Roll | Legal Address | | | | | Total |
|---------|---------------|-------------------------|---|-----|--|--------------------------|
| | F | LAND | T | 1 | FARMLAND | Taxable Total: 34,520 |
| | | | | | 100% Alberta School Foundation Fund | |
| 9050010 | SW-6-24-26-4 | 1.02 Acres | | | SW Corner South of Road | |
| | NR | LAND | E | 167 | WESTERN IRRIGATION DIST EXEMPT | Exempt Total: 59,760 |
| | | | | | 100% Alberta School Foundation Fund | |
| 9050500 | SW-6-24-26-4 | 1.23 Acres | | | W PART OF S ROAD ALLOWANCE | |
| | NR | LAND | E | 167 | WESTERN IRRIGATION DIST EXEMPT | Exempt Total: 124,870 |
| | | | | | 100% Alberta School Foundation Fund | |
| 9051010 | 1011307 2 1 | N -7-24-26-4 5.66 Acres | | | | |
| | | 241063 RGE RD 270 | | | | |
| | R | LAND & IMPROVEMENTS | T | 103 | RESIDENTIAL LAND & IMPROVEMENTS | Taxable Total: 713,800 |
| | | | | | 100% Alberta School Foundation Fund | |
| 9051100 | 1011307 1 1 | N -7-24-26-4 5.22 Acres | | | NW Corner, Stormwater Pond | |
| | | 2 DURUM DRIVE | | | | |
| | NR | LAND | T | 105 | NON-RESEIDENTIAL LAND & IMPROVEMENTS | Taxable Total: 24,540 |
| | | | | | 100% Alberta School Foundation Fund | |
| 9051110 | 1011307 1 2 | N -7-24-26-4 5.00 Acres | | | Future Truck Stop / Retail Travel Centre | |
| | | 6 DURUM DRIVE | | | | |
| | NR | LAND | T | 105 | NON-RESEIDENTIAL LAND & IMPROVEMENTS | Taxable Total: 905,700 |
| | | | | | 100% Alberta School Foundation Fund | |
| 9051120 | 1011307 1 3 | N -7-24-26-4 5.00 Acres | | | Advantage RV Storage & Equipment Sales | |
| | | 10 DURUM DRIVE | | | | |
| | NR | LAND & IMPROVEMENTS | T | 105 | NON-RESEIDENTIAL LAND & IMPROVEMENTS | Taxable Total: 1,248,190 |
| | | | | | 100% Alberta School Foundation Fund | |
| 9051130 | 1711430 1 7 | N -7-24-26-4 3.17 Acres | | | | |
| | | 12 DURUM DRIVE | | | | |
| | NR | LAND | T | 105 | NON-RESEIDENTIAL LAND & IMPROVEMENTS | Taxable Total: 579,390 |
| | | | | | 100% Alberta School Foundation Fund | |
| 9051135 | 1711430 1 8 | N -7-24-26-4 3.17 Acres | | | | |
| | | 14 DURUM DRIVE | | | | |
| | NR | LAND | T | 105 | NON-RESEIDENTIAL LAND & IMPROVEMENTS | Taxable Total: 579,390 |
| | | | | | 100% Alberta School Foundation Fund | |



2020 Assessment Roll (Valuation Date 1-July, 2020) 2021 Taxation Year, Wheatland County

Assessment Year: 2020
Tax Year: 2021

| Roll | Legal Address | Total |
|---------|--|---------|
| 9051140 | 1711430 1 9 N -7-24-26-4 4.00 Acres 18 DURUM DRIVE NR LAND T 105 NON-RESEDENTIAL LAND & IMPROVEMENTS 100% Alberta School Foundation Fund | 727,390 |
| 9051145 | 1711430 1 10 N-7-24-26-4 4.00 Acres 22 DURUM DRIVE NR LAND T 105 NON-RESEDENTIAL LAND & IMPROVEMENTS 100% Alberta School Foundation Fund | 727,390 |
| 9051150 | 1711430 1 11 N -7-24-26-4 3.00 Acres 26 DURUM DRIVE NR LAND T 105 NON-RESEDENTIAL LAND & IMPROVEMENTS 100% Alberta School Foundation Fund | 549,080 |
| 9051152 | 1711430 1 12 N-7-24-26-4 3.00 Acres 30 DURUM DRIVE NR LAND T 105 NON-RESEDENTIAL LAND & IMPROVEMENTS 100% Alberta School Foundation Fund | 549,080 |
| 9051154 | 1711430 1 13 N-7-24-26-4 3.00 Acres 34 DURUM DRIVE NR LAND T 105 NON-RESEDENTIAL LAND & IMPROVEMENTS 100% Alberta School Foundation Fund | 549,080 |
| 9051156 | 1711430 1 14 N-7-24-26-4 3.00 Acres 38 DURUM DRIVE NR LAND T 105 NON-RESEDENTIAL LAND & IMPROVEMENTS 100% Alberta School Foundation Fund | 549,080 |
| 9051158 | 1711430 1 15 N-7-24-26-4 3.00 Acres 42 DURUM DRIVE NR LAND T 105 NON-RESEDENTIAL LAND & IMPROVEMENTS 100% Alberta School Foundation Fund | 549,080 |
| 9051160 | 1711430 1 16 N-7-24-26-4 3.00 Acres 44 DURUM DRIVE NR LAND T 105 NON-RESEDENTIAL LAND & IMPROVEMENTS 100% Alberta School Foundation Fund | 549,080 |
| 9051162 | 1711430 1 17 N-7-24-26-4 3.00 Acres 46 DURUM DRIVE NR LAND T 105 NON-RESEDENTIAL LAND & IMPROVEMENTS 100% Alberta School Foundation Fund | 549,080 |



2020 Assessment Roll (Valuation Date 1-July, 2020) 2021 Taxation Year, Wheatland County

Assessment Year: 2020
Tax Year: 2021

| Roll | Legal Address | Total |
|---------|--|---|
| | 100% Alberta School Foundation Fund | |
| 9051164 | 1711430 1 18 N-7-24-26-4 3.00 Acres 48 DURUM DRIVE | |
| | NR LAND | |
| | T 105 NON-RESEIDENTIAL LAND & IMPROVEMENTS Total: 100% Alberta School Foundation Fund | 549,080 |
| 9051166 | 1711430 1 19 N-7-24-26-4 3.00 Acres 50 DURUM DRIVE | |
| | NR LAND | |
| | T 105 NON-RESEIDENTIAL LAND & IMPROVEMENTS Total: 100% Alberta School Foundation Fund | 549,080 |
| 9051168 | 1711430 1 20 N-7-24-26-4 3.00 Acres 52 DURUM DRIVE | |
| | NR LAND | |
| | T 105 NON-RESEIDENTIAL LAND & IMPROVEMENTS Total: 100% Alberta School Foundation Fund | 549,080 |
| 9051200 | 1011307 2 2 N-7-24-26-4 18.20 Acres 5 DURUM DRIVE | |
| | NR LAND | |
| | T 105 NON-RESEIDENTIAL LAND & IMPROVEMENTS Total: 100% Alberta School Foundation Fund | 2,526,120 |
| 9051300 | 1011307 3 1 N-7-24-26-4 8.36 Acres 23 DURUM DRIVE | |
| | | Athabasca Oil Corp Heater Assembly Fac. |
| | NR LAND & IMPROVEMENTS | |
| | T 105 NON-RESEIDENTIAL LAND & IMPROVEMENTS Total: 100% Alberta School Foundation Fund | 4,869,160 |
| 9051310 | 1011307 3 2 N-7-24-26-4 5.00 Acres 27 DURUM DRIVE | |
| | | Midstream Equipment |
| | NR LAND & IMPROVEMENTS | |
| | T 105 NON-RESEIDENTIAL LAND & IMPROVEMENTS Total: 100% Alberta School Foundation Fund | 1,110,110 |
| 9051320 | 1011307 3 3 N-7-24-26-4 5.00 Acres 31 DURUM DRIVE | |
| | NR LAND | |
| | T 105 NON-RESEIDENTIAL LAND & IMPROVEMENTS Total: 100% Alberta School Foundation Fund | 787,570 |
| 9051330 | 1011307 3 4 N-7-24-26-4 5.00 Acres 35 DURUM DRIVE | |
| | NR LAND | |
| | T 105 NON-RESEIDENTIAL LAND & IMPROVEMENTS Total: 100% Alberta School Foundation Fund | 787,570 |
| 9051340 | 1011307 3 5 N-7-24-26-4 5.00 Acres 39 DURUM DRIVE | |



2020 Assessment Roll (Valuation Date 1-July, 2020) 2021 Taxation Year, Wheatland County

Assessment Year: 2020
Tax Year: 2021

| Roll | Legal Address | | | | | Total |
|---------|---|---|-----|-------------------------------------|-----------|-----------|
| | NR LAND | T | 105 | NON-RESEDENTIAL LAND & IMPROVEMENTS | 787,570 | 787,570 |
| | | | | 100% Alberta School Foundation Fund | | |
| 9051350 | 1011307 3 6 N -7-24-26-4 5.00 Acres 43 DURUM DRIVE | | | Pumptrac | | |
| | NR LAND & IMPROVEMENTS | T | 105 | NON-RESEDENTIAL LAND & IMPROVEMENTS | 2,388,620 | 2,388,620 |
| | | | | 100% Alberta School Foundation Fund | | |
| 9051360 | 1011307 3 7 N -7-24-26-4 5.00 Acres 45 DURUM DRIVE | | | Water Pump Station | | |
| | NR LAND & IMPROVEMENTS | T | 105 | NON-RESEDENTIAL LAND & IMPROVEMENTS | 33,000 | 33,000 |
| | | | | 100% Alberta School Foundation Fund | | |
| 9051370 | 1011307 3 8 N -7-24-26-4 5.00 Acres 49 DURUM DRIVE | | | | | |
| | NR LAND | T | 105 | NON-RESEDENTIAL LAND & IMPROVEMENTS | 787,570 | 787,570 |
| | | | | 100% Alberta School Foundation Fund | | |
| 9051380 | 1011307 3 9 N -7-24-26-4 5.00 Acres 53 DURUM DRIVE | | | Medical Marihuana / Joi Botanicals | | |
| | NR LAND & IMPROVEMENTS | T | 105 | NON-RESEDENTIAL LAND & IMPROVEMENTS | 3,858,200 | 3,858,200 |
| | | | | 100% Alberta School Foundation Fund | | |
| 9051400 | 1011307 4 1 N -8-24-26-4 5.00 Acres 56 DURUM DRIVE | | | | | |
| | NR LAND | T | 105 | NON-RESEDENTIAL LAND & IMPROVEMENTS | 135,860 | 135,860 |
| | | | | 100% Alberta School Foundation Fund | | |
| 9051405 | 1011307 4 2 N -8-24-26-4 5.00 Acres 60 DURUM DRIVE | | | | | |
| | NR LAND | T | 105 | NON-RESEDENTIAL LAND & IMPROVEMENTS | 135,860 | 135,860 |
| | | | | 100% Alberta School Foundation Fund | | |
| 9051410 | 1011307 4 3 N -8-24-26-4 5.00 Acres 64 DURUM DRIVE | | | | | |
| | NR LAND | T | 105 | NON-RESEDENTIAL LAND & IMPROVEMENTS | 135,860 | 135,860 |
| | | | | 100% Alberta School Foundation Fund | | |
| 9051415 | 1011307 4 4 N -8-24-26-4 5.00 Acres 68 DURUM DRIVE | | | | | |
| | NR LAND | T | 105 | NON-RESEDENTIAL LAND & IMPROVEMENTS | 135,860 | 135,860 |
| | | | | 100% Alberta School Foundation Fund | | |



2020 Assessment Roll (Valuation Date 1-July, 2020) 2021 Taxation Year, Wheatland County

Assessment Year: 2020
Tax Year: 2021

| Roll | Legal Address | Total |
|---------|--|---------|
| 9051420 | 1011307 4 5 N -8-24-26-4 5.00 Acres 72 DURUM DRIVE | |
| | NR LAND T 105 NON-RESEIDENTIAL LAND & IMPROVEMENTS Total: 100% Alberta School Foundation Fund | 135,860 |
| 9051425 | 1011307 4 6 N -8-24-26-4 5.00 Acres 76 DURUM DRIVE | |
| | NR LAND T 105 NON-RESEIDENTIAL LAND & IMPROVEMENTS Total: 100% Alberta School Foundation Fund | 135,860 |
| 9051430 | 1011307 4 7 N -8-24-26-4 5.00 Acres 80 DURUM DRIVE | |
| | NR LAND T 105 NON-RESEIDENTIAL LAND & IMPROVEMENTS Total: 100% Alberta School Foundation Fund | 135,860 |
| 9051435 | 1011307 4 8 N -8-24-26-4 5.00 Acres 84 DURUM DRIVE | |
| | NR LAND T 105 NON-RESEIDENTIAL LAND & IMPROVEMENTS Total: 100% Alberta School Foundation Fund | 135,860 |
| 9051440 | 1011307 4 9 N -8-24-26-4 5.00 Acres 88 DURUM DRIVE | |
| | NR LAND T 105 NON-RESEIDENTIAL LAND & IMPROVEMENTS Total: 100% Alberta School Foundation Fund | 135,860 |
| 9051445 | 1011307 4 10 N -8-24-26-4 5.00 Acres 92 DURUM DRIVE | |
| | NR LAND T 105 NON-RESEIDENTIAL LAND & IMPROVEMENTS Total: 100% Alberta School Foundation Fund | 135,860 |
| 9051450 | 1011307 4 11 N -8-24-26-4 5.00 Acres 96 DURUM DRIVE | |
| | NR LAND T 105 NON-RESEIDENTIAL LAND & IMPROVEMENTS Total: 100% Alberta School Foundation Fund | 135,860 |
| 9051460 | 1011307 4 12 N -8-24-26-4 10.00 Acres 100 DURUM DRIVE | |
| | NR LAND T 105 NON-RESEIDENTIAL LAND & IMPROVEMENTS Total: 100% Alberta School Foundation Fund | 254,730 |
| 9051470 | 1011307 4 13 N -8-24-26-4 3.74 Acres 110 DURUM DRIVE | |
| | NR LAND T 105 NON-RESEIDENTIAL LAND & IMPROVEMENTS Total: NE Corner, Stormwater Pond | 20,010 |



2020 Assessment Roll (Valuation Date 1-July, 2020) 2021 Taxation Year, Wheatland County

Assessment Year: 2020
Tax Year: 2021

| Roll | Legal Address | Total |
|---------|---|--------|
| | 100% Alberta School Foundation Fund | |
| 9051500 | 1011307 5 1 N -8-24-26-4 6.87 Acres 57 DURUM DRIVE | |
| | NR LAND T 105 NON-RESEDENTIAL LAND & IMPROVEMENTS Total: 100% Alberta School Foundation Fund | 52,270 |
| 9051510 | 1011307 5 2 N -8-24-26-4 5.00 Acres 61 DURUM DRIVE | |
| | NR LAND T 105 NON-RESEDENTIAL LAND & IMPROVEMENTS Total: 100% Alberta School Foundation Fund | 39,380 |
| 9051520 | 1011307 5 3 N -8-24-26-4 5.00 Acres 65 DURUM DRIVE | |
| | NR LAND T 105 NON-RESEDENTIAL LAND & IMPROVEMENTS Total: 100% Alberta School Foundation Fund | 39,380 |
| 9051530 | 1011307 5 4 N -8-24-26-4 5.00 Acres 69 DURUM DRIVE | |
| | NR LAND T 105 NON-RESEDENTIAL LAND & IMPROVEMENTS Total: 100% Alberta School Foundation Fund | 39,380 |
| 9051600 | 1011307 6 1 N -8-24-26-4 5.00 Acres 73 DURUM DRIVE | |
| | NR LAND T 105 NON-RESEDENTIAL LAND & IMPROVEMENTS Total: 100% Alberta School Foundation Fund | 39,380 |
| 9051610 | 1011307 6 2 N -8-24-26-4 5.00 Acres 77 DURUM DRIVE | |
| | NR LAND T 105 NON-RESEDENTIAL LAND & IMPROVEMENTS Total: 100% Alberta School Foundation Fund | 39,380 |
| 9051620 | 1011307 6 3 N -8-24-26-4 5.00 Acres 81 DURUM DRIVE | |
| | NR LAND T 105 NON-RESEDENTIAL LAND & IMPROVEMENTS Total: 100% Alberta School Foundation Fund | 39,380 |
| 9051630 | 1011307 6 4 N -8-24-26-4 5.00 Acres 85 DURUM DRIVE | |
| | NR LAND T 105 NON-RESEDENTIAL LAND & IMPROVEMENTS Total: 100% Alberta School Foundation Fund | 39,380 |
| 9051640 | 1011307 6 5 N -8-24-26-4 5.00 Acres 89 DURUM DRIVE | |



2020 Assessment Roll (Valuation Date 1-July, 2020) 2021 Taxation Year, Wheatland County

Assessment Year: 2020
Tax Year: 2021

| Roll | Legal Address | | | | Total |
|---------|---|-------|-------------------------------------|-------------------------------|---------|
| | NR LAND | T 105 | NON-RESEDENTIAL LAND & IMPROVEMENTS | Taxable Total: | 39,380 |
| 9051650 | 1011307 6 6 N -8-24-26-4 5.00 Acres 93 DURUM DRIVE | 100% | Alberta School Foundation Fund | | |
| | NR LAND | T 105 | NON-RESEDENTIAL LAND & IMPROVEMENTS | Taxable Total: | 39,380 |
| 9051660 | 1011307 6 7 N -8-24-26-4 5.00 Acres 97 DURUM DRIVE | 100% | Alberta School Foundation Fund | | |
| | NR LAND | T 105 | NON-RESEDENTIAL LAND & IMPROVEMENTS | Taxable Total: | 39,380 |
| 9051670 | 1011307 6 8 N -8-24-26-4 5.00 Acres 101 DURUM DRIVE | 100% | Alberta School Foundation Fund | | |
| | NR LAND | T 105 | NON-RESEDENTIAL LAND & IMPROVEMENTS | Taxable Total: | 39,380 |
| 9051680 | 1011307 6 9 N -8-24-26-4 5.00 Acres 105 DURUM DRIVE | 100% | Alberta School Foundation Fund | | |
| | NR LAND | T 105 | NON-RESEDENTIAL LAND & IMPROVEMENTS | Taxable Total: | 39,380 |
| 9051690 | 1011307 6 10 N -8-24-26-4 4.14 Acres 109 DURUM DRIVE | 100% | Alberta School Foundation Fund | | |
| | NR LAND | T 105 | NON-RESEDENTIAL LAND & IMPROVEMENTS | Taxable Total: | 32,710 |
| 9051695 | 1011307 6 11 N -8-24-26-4 60.61 Acres | | | | |
| | F LAND | T 1 | FARMLAND | Taxable Total: | 17,330 |
| 9052000 | 9710707 3 N -7-24-26-4 141.49 Acres | 100% | Alberta School Foundation Fund | South halves of NE & NW Qrt's | |
| | F LAND | T 1 | FARMLAND | Taxable Total: | 39,760 |
| 9052010 | 9710707 4 NW-7-24-26-4 2.73 Acres 241043 RGE RD 270 | 100% | Alberta School Foundation Fund | Southwest Corner | |
| | R LAND & IMPROVEMENTS | T 103 | RESIDENTIAL LAND & IMPROVEMENTS | Taxable Total: | 494,300 |
| | | 100% | Alberta School Foundation Fund | | |



2020 Assessment Roll (Valuation Date 1-July, 2020) 2021 Taxation Year, Wheatland County

Assessment Year: 2020
Tax Year: 2021

| Roll | Legal Address | Total |
|---------|---|---|
| 9053000 | 7510621 OT N -7-24-26-4 10.14 Acres 265061 HWY 1E NR LAND & IMPROVEMENTS E 153 WEIGH SCALES EXEMPT 100% Alberta School Foundation Fund | Transportation Weight Scale Weigh Scale/Public Washroom Exempt Total: 933,250 |
| 9054000 | SE-7-24-26-4 132.99 Acres F LAND T 1 FARMLAND 100% The Golden Hills Reg. Div. 15 | Taxable Total: 35,100 |
| 9054010 | 0812173 1 1 S -7-24-26-4 29.96 Acres 240083C RGE RD 270 F LAND & IMPROVEMENTS T 1 FARMLAND R T 103 RESIDENTIAL LAND & IMPROVEMENTS R E 901 RURAL RESIDENCE EXEMPTION (RAP) R E 903 FARM BUILDING EXEMPT 100% Alberta School Foundation Fund | SE CORNER 6,260 1,713,240 Taxable Total: 1,719,500 6,260 91,200 Exempt Total: 97,460 Totals: 1,816,960 |
| 9055000 | SW-7-24-26-4 149.95 Acres F LAND T 1 FARMLAND 100% Alberta School Foundation Fund | Taxable Total: 41,370 |
| 9057000 | 0112375 3 N -8-24-26-4 80.33 Acres F LAND T 1 FARMLAND 100% Alberta School Foundation Fund | SOUTH HALF OF NE & NW QRT Taxable Total: 22,110 |
| 9057010 | 0112375 4 NE-8-24-26-4 3.48 Acres 241048 RGE RD 264 R LAND & IMPROVEMENTS T 103 RESIDENTIAL LAND & IMPROVEMENTS 100% Alberta School Foundation Fund | SOUTHEAST CORNER Taxable Total: 695,100 |
| 9058000 | SE-8-24-26-4 155.00 Acres F LAND T 1 FARMLAND 100% Alberta School Foundation Fund | Taxable Total: 39,970 |
| 9058010 | 0111837 1 1 SE-8-24-26-4 5.00 Acres 241004 RGE RD 264 R LAND & IMPROVEMENTS T 103 RESIDENTIAL LAND & IMPROVEMENTS | SOUTHEAST CORNER Taxable Total: 753,700 |



2020 Assessment Roll (Valuation Date 1-July, 2020) 2021 Taxation Year, Wheatland County

Assessment Year: 2020
Tax Year: 2021

| Roll | Legal Address | | | | | | Total |
|---------|-----------------------|--------------|-------------------------------------|---------------------------------|----------------|--|---------|
| | | | 100% Alberta School Foundation Fund | | | | |
| 9059000 | SW-8-24-26-4 | 160.00 Acres | | | | | |
| | F LAND | | T 1 | FARMLAND | Taxable Total: | | 37,770 |
| | | | 100% Alberta School Foundation Fund | | | | |
| 9060000 | NE-9-24-26-4 | 100.00 Acres | LS 9, 10 & S Half of 15 | | | | |
| | F LAND | | T 1 | FARMLAND | Taxable Total: | | 26,610 |
| | | | 100% Alberta School Foundation Fund | | | | |
| 9061000 | NE-9-24-26-4 | 49.96 Acres | N Half LS 15 & All of 16 | | | | |
| | 241064 RGE RD 263 | | | | | | |
| | F LAND & IMPROVEMENTS | | T 1 | FARMLAND | | | 10,410 |
| | R | | T 103 | RESIDENTIAL LAND & IMPROVEMENTS | | | 602,940 |
| | | | Taxable Total: | | | | 613,350 |
| | R | | E 901 | RURAL RESIDENCE EXEMPTION (RAP) | | | 10,410 |
| | R | | E 903 | FARM BUILDING EXEMPT | | | 16,160 |
| | | | 100% Alberta School Foundation Fund | | | | |
| | | | Exempt Total: | | | | 26,570 |
| | | | Totals: | | | | 639,920 |
| 9062000 | NW-9-24-26-4 | 120.00 Acres | LS 11 & 12 & S Half LS | | | | |
| | F LAND | | T 1 | FARMLAND | Taxable Total: | | 33,690 |
| | | | 100% Alberta School Foundation Fund | | | | |
| 9063000 | NW-9-24-26-4 | 29.96 Acres | N Half LS 13 & 14 | | | | |
| | 263049 HWY 1 | | | | | | |
| | F LAND & IMPROVEMENTS | | T 1 | FARMLAND | | | 6,780 |
| | R | | T 103 | RESIDENTIAL LAND & IMPROVEMENTS | | | 451,420 |
| | | | Taxable Total: | | | | 458,200 |
| | R | | E 901 | RURAL RESIDENCE EXEMPTION (RAP) | | | 6,780 |
| | R | | E 903 | FARM BUILDING EXEMPT | | | 27,840 |
| | | | 100% Alberta School Foundation Fund | | | | |
| | | | Exempt Total: | | | | 34,620 |
| | | | Totals: | | | | 492,820 |
| 9064000 | SE-9-24-26-4 | 120.00 Acres | Westerly 1980' width | | | | |
| | F LAND | | T 1 | FARMLAND | Taxable Total: | | 34,590 |
| | | | 100% The Golden Hills Reg. Div. 15 | | | | |
| 9065000 | SE-9-24-26-4 | 40.00 Acres | E 1/2 of LSD 1 & 8 | | | | |
| | 241002 RGE RD 263 | | | | | | |



2020 Assessment Roll (Valuation Date 1-July, 2020) 2021 Taxation Year, Wheatland County

Assessment Year: 2020
Tax Year: 2021

| Roll | Legal Address | | | | Total |
|---------|-------------------|-------------------------------------|-------------------------------------|--|---|
| 9066000 | F | LAND & IMPROVEMENTS | | T 1 FARMLAND | 8,770 |
| | R | | | T 103 RESIDENTIAL LAND & IMPROVEMENTS | 578,130 |
| | Taxable Total: | | | | 586,900 |
| | R | | | E 901 RURAL RESIDENCE EXEMPTION (RAP) | 8,770 |
| | | | 100% Alberta School Foundation Fund | Totals: | 595,670 |
| 9066000 | SW-9-24-26-4 | | 160.00 Acres | | |
| 9067000 | F | LAND | | T 1 FARMLAND | 42,820 |
| | | | 100% The Golden Hills Reg. Div. 15 | | |
| | Taxable Total: | | | | 42,820 |
| | 1412427 1 1 | NE-10-24-26-4 | 32.93 Acres | N pt LSD 9 & S. pt LSD 16 | |
| | 241052A HWY 24 | | | | |
| 9067010 | F | LAND & IMPROVEMENTS | | T 1 FARMLAND | 5,230 |
| | R | | | T 103 RESIDENTIAL LAND & IMPROVEMENTS | 537,770 |
| | Taxable Total: | | | | 543,000 |
| | R | | | E 901 RURAL RESIDENCE EXEMPTION (RAP) | 5,230 |
| | R | | | E 903 FARM BUILDING EXEMPT | 50,800 |
| | | 100% Alberta School Foundation Fund | Exempt Total: | 56,030 | |
| | | Totals: | | 599,030 | |
| 9067010 | 1412429 2 1 | | NE-10-24-26-4 100.86 Acres | | SE & NW portions |
| 9068000 | F | LAND | | T 1 FARMLAND | 12,880 |
| | | | 100% The Golden Hills Reg. Div. 15 | | |
| | Taxable Total: | | | | 12,880 |
| | 7410053 1 | NW-10-24-26-4 | 36.11 Acres | South Half LS 11 & 12 | |
| | 241049 RGE RD 263 | | | | |
| 9069000 | F | LAND & IMPROVEMENTS | | T 1 FARMLAND | 8,620 |
| | R | | | T 103 RESIDENTIAL LAND & IMPROVEMENTS | 391,380 |
| | Taxable Total: | | | | 400,000 |
| | R | | | E 901 RURAL RESIDENCE EXEMPTION (RAP) | 8,620 |
| | R | | | E 903 FARM BUILDING EXEMPT | 13,440 |
| | | 100% Alberta School Foundation Fund | Exempt Total: | 22,060 | |
| | | Totals: | | 422,060 | |
| 9069000 | 1611511 5 3 | | NW-10-24-26-4 3.01 Acres | | 180M east of NW corner LSD 12 Affordable RV & Vehicle Storage |
| 9069010 | NR | LAND & IMPROVEMENTS | | T 105 NON-RESEIDENTIAL LAND & IMPROVEMENTS | 474,860 |
| | | | 100% Christ The Redeemer Reg. 3 | | |
| 9069010 | 1410597 5 1 | | NW-10-24-26-4 4.00 Acres | | N.W. Corner LSD 12 |



2020 Assessment Roll (Valuation Date 1-July, 2020) 2021 Taxation Year, Wheatland County

Assessment Year: 2020
Tax Year: 2021

| Roll | Legal Address | | | | | | | Total | | | |
|---------|--------------------------------------|---------------------|--|--|-------------------------------------|--|-------------------------------------|----------------|---------|---------------|---------|
| 9069020 | NR | LAND | | | T | 105 | NON-RESEDENTIAL LAND & IMPROVEMENTS | MENTS Total: | 353,570 | | |
| | 1410597 5 2 NW-10-24-26-4 2.97 Acres | | | | 100% Alberta School Foundation Fund | | | | | | |
| | | | | | | North Central Part LSD 12 | | | | | |
| 9069040 | R | LAND & IMPROVEMENTS | | | T | 103 | RESIDENTIAL LAND & IMPROVEMENTS | Taxable Total: | 549,900 | | |
| | 1611511 5 4 NW-10-24-26-4 5.58 Acres | | | | 100% Alberta School Foundation Fund | | | | | | |
| | | | | | | NE corner LSD 12 Affordable Storage | | | | | |
| 9069050 | NR | LAND & IMPROVEMENTS | | | T | 105 | NON-RESEDENTIAL LAND & IMPROVEMENTS | MENTS Total: | 423,300 | | |
| | 1611511 5 5 NW-10-24-26-4 2.99 Acres | | | | 100% Alberta School Foundation Fund | | | | | | |
| | | | | | | 80M of NW corner LSD 11 Affordable Storage & Roger Tower | | | | | |
| 9069060 | NR | LAND & IMPROVEMENTS | | | T | 105 | NON-RESEDENTIAL LAND & IMPROVEMENTS | MENTS Total: | 372,430 | | |
| | 1611511 5 6 NW-10-24-26-4 3.36 Acres | | | | 100% Alberta School Foundation Fund | | | | | | |
| | | | | | | 80m E of NW corner LSD 11 | | | | | |
| 9069070 | NR | LAND | | | T | 105 | NON-RESEDENTIAL LAND & IMPROVEMENTS | MENTS Total: | 338,490 | | |
| | 1611511 5 7 NW-10-24-26-4 3.36 Acres | | | | 100% Alberta School Foundation Fund | | | | | | |
| | | | | | | 169.93m E of NW corner LSD 11 Clay Storage Facility | | | | | |
| 9069080 | NR | LAND & IMPROVEMENTS | | | T | 105 | NON-RESEDENTIAL LAND & IMPROVEMENTS | MENTS Total: | 553,380 | | |
| | 1611511 5 8 NW-10-24-26-4 4.82 Acres | | | | 100% Alberta School Foundation Fund | | | | | | |
| | | | | | | NE corner LSD 11 | | | | | |
| 9070000 | NR | LAND | | | T | 105 | NON-RESEDENTIAL LAND & IMPROVEMENTS | MENTS Total: | 298,320 | | |
| | 7510624 3 NW-10-24-26-4 35.84 Acres | | | | 100% Alberta School Foundation Fund | | | | | | |
| | | | | | | South Half LS 13 & 14 | | | | | |
| | F | LAND & IMPROVEMENTS | | | T | 1 | FARMLAND | | 8,850 | | |
| | R | | | | T | 103 | RESIDENTIAL LAND & IMPROVEMENTS | | 442,650 | | |
| | | | | | | Taxable Total: | | | | 451,500 | |
| | R | | | | E | 901 | RURAL RESIDENCE EXEMPTION (RAP) | | 8,850 | | |
| | R | | | | E | 903 | FARM BUILDING EXEMPT | | 22,800 | | |
| | | | | | | 100% Alberta School Foundation Fund | | | | Exempt Total: | 31,650 |
| | | | | | | | | | | Totals: | 483,150 |



2020 Assessment Roll (Valuation Date 1-July, 2020) 2021 Taxation Year, Wheatland County

Assessment Year: 2020
Tax Year: 2021

| Roll | Legal Address | | | | | | Total |
|---------|---------------|---------------------|--------------|---|--------------------------------|---------------------------------|---------|
| 9071000 | 7510624 4 | NW-10-24-26-4 | 35.83 Acres | | North Half LS 13 & 14 | | |
| | | 241075A RGE RD 263 | | | | | |
| | F | LAND & IMPROVEMENTS | | T | 1 | FARMLAND | 8,840 |
| | R | | | T | 103 | RESIDENTIAL LAND & IMPROVEMENTS | 388,660 |
| | | | | | | Taxable Total: | 397,500 |
| | R | | | E | 901 | RURAL RESIDENCE EXEMPTION (RAP) | 8,840 |
| | R | | | E | 903 | FARM BUILDING EXEMPT | 29,550 |
| | | | | | 100% | Alberta School Foundation Fund | 38,390 |
| | | | | | | Exempt Total: | 38,390 |
| | | | | | | Totals: | 435,890 |
| 9072000 | SE-10-24-26-4 | | 78.73 Acres | | LS 1 & 2 | | |
| | F | LAND | | T | 1 | FARMLAND | |
| | | | | | 100% | The Golden Hills Reg. Div. 15 | |
| | | | | | | Taxable Total: | 22,160 |
| 9073000 | SE-10-24-26-4 | | 78.72 Acres | | LS 7 & 8 | | |
| | F | LAND | | T | 1 | FARMLAND | |
| | | | | | 100% | Alberta School Foundation Fund | |
| | | | | | | Taxable Total: | 18,330 |
| 9074000 | SW-10-24-26-4 | | 133.30 Acres | | | | |
| | F | LAND | | T | 1 | FARMLAND | |
| | | | | | 100% | The Golden Hills Reg. Div. 15 | |
| | | | | | | Taxable Total: | 38,920 |
| 9074010 | 8811023 5 | SW-10-24-26-4 | 26.70 Acres | | East Half LSD 5 & 3 | | |
| | | 241019 RGE RD 263 | | | | | |
| | F | LAND & IMPROVEMENTS | | T | 1 | FARMLAND | 2,440 |
| | R | | | T | 103 | RESIDENTIAL LAND & IMPROVEMENTS | 557,860 |
| | | | | | | Taxable Total: | 560,300 |
| | R | | | E | 901 | RURAL RESIDENCE EXEMPTION (RAP) | 2,440 |
| | R | | | E | 903 | FARM BUILDING EXEMPT | 27,630 |
| | | | | | 100% | Alberta School Foundation Fund | 30,070 |
| | | | | | | Exempt Total: | 30,070 |
| | | | | | | Totals: | 590,370 |
| 9075010 | 0010401 4 | N -11-24-26-4 | 185.90 Acres | | E pt of NW & NW pt of NE qrt | | |
| | F | LAND | | T | 1 | FARMLAND | |
| | | | | | 100% | Alberta School Foundation Fund | |
| | | | | | | Taxable Total: | 50,290 |
| 9075020 | 8411314 1 | NE-11-24-26-4 | 29.60 Acres | | S Half LS 9 & Ptn of N of LS 9 | | |
| | | 241048 RGE RD 261 | | | | | |
| | F | LAND & IMPROVEMENTS | | T | 1 | FARMLAND | 1,420 |



2020 Assessment Roll (Valuation Date 1-July, 2020) 2021 Taxation Year, Wheatland County

Assessment Year: 2020
Tax Year: 2021

| Roll | Legal Address | | | | Total |
|---|--|------------------------------|---|---|-----------|
| 9076000 | R | | T | 103 RESIDENTIAL LAND & IMPROVEMENTS | 407,980 |
| | Taxable Total: | | | | 409,400 |
| | R | | E | 901 RURAL RESIDENCE EXEMPTION (RAP) | 1,420 |
| | R | | E | 903 FARM BUILDING EXEMPT | 13,150 |
| | 100% Alberta School Foundation Fund Exempt Total: | | | | 14,570 |
| Totals: | | | | | 423,970 |
| 9076000 | 0010401 3 NW-11-24-26-4 3.81 Acres | Western Central Portion | | | |
| | 241063 HWY 24 | | | | |
| 9076010 | R | LAND & IMPROVEMENTS | T | 103 RESIDENTIAL LAND & IMPROVEMENTS | 665,600 |
| | 100% Alberta School Foundation Fund Taxable Total: | | | | |
| 9076010 | 8910925 2 NW-11-24-26-4 37.30 Acres | LS 13 & NW Ptn of LS 14 | | | |
| 9077000 | F | LAND | T | 1 FARMLAND | 8,690 |
| | 100% The Golden Hills Reg. Div. 15 Taxable Total: | | | | |
| 9077000 | 6616JK 1 NW-11-24-26-4 37.31 Acres | LSD 12 | | | |
| | 241053 HWY 24 | | | | |
| 9078000 | F | LAND & IMPROVEMENTS | T | 1 FARMLAND | 6,590 |
| | R | | T | 103 RESIDENTIAL LAND & IMPROVEMENTS | 904,910 |
| | NR | | T | 105 NON-RESEIDENTIAL LAND & IMPROVEMENTS | 154,010 |
| | Taxable Total: | | | | 1,065,510 |
| | R | | E | 901 RURAL RESIDENCE EXEMPTION (RAP) | 6,590 |
| 100% Alberta School Foundation Fund Totals: | | | | | 1,072,100 |
| 9078000 | SE-11-24-26-4 114.44 Acres | Portion Northwest of Railway | | | |
| 9078010 | F | LAND | T | 1 FARMLAND | 14,020 |
| | 100% Alberta School Foundation Fund Taxable Total: | | | | |
| 9078010 | RY11 SE-11-24-26-4 9.62 Acres | Railway Right-of-Way | | | |
| | 241026A RGE RD 261 | | | | |
| 9079000 | F | LAND & IMPROVEMENTS | T | 1 FARMLAND | 550 |
| | R | | T | 101 RESIDENTIAL IMPROVEMENT NIL RAP ALLOW | 114,000 |
| | R | | T | 103 RESIDENTIAL LAND & IMPROVEMENTS | 162,000 |
| | 100% Alberta School Foundation Fund Taxable Total: | | | | 276,550 |
| | | | | | |
| 9079000 | SE-11-24-26-4 33.53 Acres | Southeast of Railway | | | |
| | 241004 RGE RD 261 | | | | |
| 9079000 | F | LAND & IMPROVEMENTS | T | 1 FARMLAND | 3,550 |
| | R | | T | 103 RESIDENTIAL LAND & IMPROVEMENTS | 429,650 |
| Taxable Total: | | | | | 433,200 |



2020 Assessment Roll (Valuation Date 1-July, 2020) 2021 Taxation Year, Wheatland County

Assessment Year: 2020
Tax Year: 2021

| Roll | Legal Address | | | | Total |
|---------|-------------------------|---------------------|------|---------------------------------|--------------------------------------|
| | R | E | 901 | RURAL RESIDENCE EXEMPTION (RAP) | 3,550 |
| | | | 100% | Alberta School Foundation Fund | |
| | | | | Totals: | 436,750 |
| 9080000 | SW-11-24-26-4 | 77.96 Acres | | N Half LS 3 & 4 & LS 6 | |
| | F | LAND | T | 1 | FARMLAND |
| | | | | 100% | Alberta School Foundation Fund |
| | | | | Taxable Total: | 18,500 |
| 9081000 | 7610258 1 SW-11-24-26-4 | 34.98 Acres | | South 1/2 of LSD 4 & 3 | |
| | 241005 HWY 24 | | | | |
| | F | LAND & IMPROVEMENTS | T | 1 | FARMLAND |
| | R | | T | 103 | RESIDENTIAL LAND & IMPROVEMENTS |
| | | | | | 3,510 |
| | NR | | T | 105 | NON-RESEIDENTIAL LAND & IMPROVEMENTS |
| | | | | | 479,870 |
| | | | | Taxable Total: | 344,220 |
| | R | | E | 901 | RURAL RESIDENCE EXEMPTION (RAP) |
| | | | | 100% | The Golden Hills Reg. Div. 15 |
| | | | | Totals: | 827,600 |
| 9082000 | 6616JK 2 SW-11-24-26-4 | 37.99 Acres | | LSD 5 | |
| | 241039A HWY 24 | | | | |
| | F | LAND & IMPROVEMENTS | T | 1 | FARMLAND |
| | R | | T | 103 | RESIDENTIAL LAND & IMPROVEMENTS |
| | | | | | 4,070 |
| | | | | Taxable Total: | 412,790 |
| | R | | E | 901 | RURAL RESIDENCE EXEMPTION (RAP) |
| | R | | E | 903 | FARM BUILDING EXEMPT |
| | | | | 100% | Alberta School Foundation Fund |
| | | | | Exempt Total: | 4,070 |
| | | | | Totals: | 15,820 |
| | | | | | 19,890 |
| | | | | | 436,750 |
| 9083000 | NE-12-24-26-4 | 60.25 Acres | | South of Railway | |
| | 241054 RGE RD 260 | | | | |
| | F | LAND & IMPROVEMENTS | T | 1 | FARMLAND |
| | R | | T | 103 | RESIDENTIAL LAND & IMPROVEMENTS |
| | | | | | 10,570 |
| | | | | Taxable Total: | 382,030 |
| | R | | E | 901 | RURAL RESIDENCE EXEMPTION (RAP) |
| | | | | 100% | Alberta School Foundation Fund |
| | | | | Totals: | 10,570 |
| | | | | | 403,170 |
| 9083010 | 9210735 1 NE-12-24-26-4 | 6.56 Acres | | Northeast Corner of LS 9 | |
| | 241062 RGE RD 260 | | | | |
| | R | LAND & IMPROVEMENTS | T | 103 | RESIDENTIAL LAND & IMPROVEMENTS |
| | | | | 100% | Alberta School Foundation Fund |
| | | | | Taxable Total: | 681,500 |
| 9083020 | RY11 NE-12-24-26-4 | 12.41 Acres | | Railway Right-of-Way | |
| | 241064 RGE RD 260 | | | | |
| | F | LAND & IMPROVEMENTS | T | 1 | FARMLAND |
| | | | | | 1,120 |



2020 Assessment Roll (Valuation Date 1-July, 2020) 2021 Taxation Year, Wheatland County

Assessment Year: 2020
Tax Year: 2021

| Roll | Legal Address | | | | Total |
|---------|-----------------------|--------------------------|-------|--|---------|
| 9084000 | R | | T 101 | RESIDENTIAL IMPROVEMENT NIL RAP ALLOW | 68,800 |
| | R | | T 103 | RESIDENTIAL LAND & IMPROVEMENTS | 168,500 |
| | | | 100% | Alberta School Foundation Fund | |
| | | | | Taxable Total: | 238,420 |
| | | | | North of Railway Fuel Automotive & Accessories | |
| 9084010 | NE-12-24-26-4 | 67.68 Acres | | | |
| | 260025 HWY 1 | | | | |
| | F LAND & IMPROVEMENTS | | T 1 | FARMLAND | 11,010 |
| | R | | T 103 | RESIDENTIAL LAND & IMPROVEMENTS | 230,910 |
| | NR | | T 105 | NON-RESEIDENTIAL LAND & IMPROVEMENTS | 196,960 |
| | | | | Taxable Total: | 438,880 |
| | R | | E 901 | RURAL RESIDENCE EXEMPTION (RAP) | 30,770 |
| | | | 100% | Alberta School Foundation Fund | |
| | | | | Totals: | 469,650 |
| 9084010 | 9310334 2 | NE-12-24-26-4 3.00 Acres | | | |
| | 241044 RGE RD 260 | | | | |
| | R LAND & IMPROVEMENTS | | T 103 | RESIDENTIAL LAND & IMPROVEMENTS | 522,000 |
| | R | | E 903 | FARM BUILDING EXEMPT | 14,400 |
| | | | 100% | Alberta School Foundation Fund | |
| | | | | Totals: | 536,400 |
| 9085000 | NW-12-24-26-4 | 142.58 Acres | | | |
| | 260061 HWY 1 | | | | |
| | F LAND & IMPROVEMENTS | | T 1 | FARMLAND | 30,860 |
| | R | | T 103 | RESIDENTIAL LAND & IMPROVEMENTS | 383,560 |
| | | | | Taxable Total: | 414,420 |
| | R | | E 901 | RURAL RESIDENCE EXEMPTION (RAP) | 61,540 |
| | | | 100% | Alberta School Foundation Fund | |
| | | | | Totals: | 475,960 |
| 9085010 | RY11 | NW-12-24-26-4 7.57 Acres | | | |
| | 241025B RGE RD 261 | | | | |
| | F LAND & IMPROVEMENTS | | T 1 | FARMLAND | 540 |
| | R | | T 101 | RESIDENTIAL IMPROVEMENT NIL RAP ALLOW | 54,100 |
| | R | | T 103 | RESIDENTIAL LAND & IMPROVEMENTS | 128,000 |
| | | | 100% | Alberta School Foundation Fund | |
| | | | | Taxable Total: | 182,640 |
| 9086000 | SE-12-24-26-4 | 80.00 Acres | | | |
| | 241020A RGE RD 260 | | | | |
| | F LAND & IMPROVEMENTS | | T 1 | FARMLAND | 12,750 |
| | R | | T 101 | RESIDENTIAL IMPROVEMENT NIL RAP ALLOW | 162,800 |
| | R | | T 103 | RESIDENTIAL LAND & IMPROVEMENTS | 225,800 |
| | | | 100% | Christ The Redeemer Reg. 3 | |
| | | | | Taxable Total: | 401,350 |
| 9086010 | SE-12-24-26-4 | 80.00 Acres | | | |
| | 241020B RGE RD 260 | | | | |
| | | | | North Half | |



2020 Assessment Roll (Valuation Date 1-July, 2020) 2021 Taxation Year, Wheatland County

Assessment Year: 2020
Tax Year: 2021

| Roll | Legal Address | | | | Total |
|---------|---------------|---------------------|-------------------------------------|---|-----------|
| 9087000 | F | LAND & IMPROVEMENTS | T 1 | FARMLAND | 17,630 |
| | R | | T 101 | RESIDENTIAL IMPROVEMENT NIL RAP ALLOW | 56,500 |
| | R | | T 103 | RESIDENTIAL LAND & IMPROVEMENTS | 215,000 |
| | | | 100% Christ The Redeemer Reg. 3 | Taxable Total: | 289,130 |
| | 0411592 1 2 | SW-12-24-26-4 | 67.09 Acres | | |
| 9087010 | F | LAND | T 1 | FARMLAND | 12,540 |
| | | | 100% Alberta School Foundation Fund | Taxable Total: | |
| | 0915192 1 3 | SW-12-24-26-4 | 40.00 Acres | MOSTLY LSD 4 | |
| | 241011 | RGE RD 261 | | | |
| | F | LAND & IMPROVEMENTS | T 1 | FARMLAND | 7,000 |
| 9087014 | R | | T 103 | RESIDENTIAL LAND & IMPROVEMENTS | 424,460 |
| | | | | Taxable Total: | 431,460 |
| | R | | E 901 | RURAL RESIDENCE EXEMPTION (RAP) | 19,540 |
| | | | 100% Alberta School Foundation Fund | Totals: | 451,000 |
| | 1310586 1 4 | SW-12-24-26-4 | 11.95 Acres | SW part LSD 3 Shaw Steel Services (Rebar benders) | |
| 9087015 | ME | LAND & IMPROVEMENTS | T 7 | MACHINERY & EQUIPMENT | 166,860 |
| | NR | | T 105 | NON-RESEIDENTIAL LAND & IMPROVEMENTS | 2,070,740 |
| | | | 100% Alberta School Foundation Fund | Taxable Total: | 2,237,600 |
| | 1310586 1 5 | SW-12-24-26-4 | 11.95 Acres | SE part LSD 3 | |
| | F | LAND & IMPROVEMENTS | T 1 | FARMLAND | 2,080 |
| 9087020 | NR | | T 105 | NON-RESEIDENTIAL LAND & IMPROVEMENTS | 240,700 |
| | | | 100% Alberta School Foundation Fund | Taxable Total: | 242,780 |
| | 0411592 1 1 | SW-12-24-26-4 | 4.00 Acres | SOUTHWEST CORNER | |
| | 241005 | RGE RD 261 | | | |
| | R | LAND & IMPROVEMENTS | T 103 | RESIDENTIAL LAND & IMPROVEMENTS | 403,200 |
| 9087030 | R | | E 903 | FARM BUILDING EXEMPT | 28,320 |
| | | | 100% Christ The Redeemer Reg. 3 | Totals: | 431,520 |
| | SW-12-24-26-4 | 11.22 Acres | | North of Railway | |
| | 241041A | RGE RD 261 | | | |
| | F | LAND & IMPROVEMENTS | T 1 | FARMLAND | 960 |
| 9087030 | R | | T 103 | RESIDENTIAL LAND & IMPROVEMENTS | 527,140 |
| | | | | Taxable Total: | 528,100 |
| | R | | E 901 | RURAL RESIDENCE EXEMPTION (RAP) | 960 |
| | | | | Totals: | 529,060 |
| | | | | | |



2020 Assessment Roll (Valuation Date 1-July, 2020) 2021 Taxation Year, Wheatland County

Assessment Year: 2020
Tax Year: 2021

| Roll | Legal Address | 100% Alberta School Foundation Fund | | | | Total |
|---------|--|--|---------------------------------------|--|---------------------------|---------|
| 9087040 | RY11 SW-12-24-26-4 7.49 Acres 241025A RGE RD 261 | | | | | |
| | F LAND & IMPROVEMENTS | T 1 | FARMLAND | | | 520 |
| | R | T 101 | RESIDENTIAL IMPROVEMENT NIL RAP ALLOW | | | 170,900 |
| | R | T 103 | RESIDENTIAL LAND & IMPROVEMENTS | | | 162,000 |
| | | 100% Alberta School Foundation Fund Taxable Total: | | | | 333,420 |
| 9088000 | E -13-24-26-4 139.80 Acres | | | | West Portion OF NE AND SE | |
| | F LAND | T 1 | FARMLAND | | Taxable Total: | 38,350 |
| | | 100% Alberta School Foundation Fund | | | | |
| 9089000 | NE-13-24-26-4 110.20 Acres | | | | East Portion OF SE & NE | |
| | F LAND | T 1 | FARMLAND | | Taxable Total: | 19,720 |
| | | 100% Alberta School Foundation Fund | | | | |
| 9090000 | NW-13-24-26-4 117.37 Acres | | | | | |
| | F LAND | T 1 | FARMLAND | | Taxable Total: | 33,770 |
| | | 100% Alberta School Foundation Fund | | | | |
| 9090010 | 9212363 1 NW-13-24-26-4 2.86 Acres 242079 RGE RD 261 | | | | Northwest Corner of LS 13 | |
| | R LAND & IMPROVEMENTS | T 103 | RESIDENTIAL LAND & IMPROVEMENTS | | Taxable Total: | 332,900 |
| | | 100% Alberta School Foundation Fund | | | | |
| 9090020 | 1910184 3 1 NW-13-24-26-4 20.66 Acres 242047 RGE RD 261 | | | | North half of LSD 11 & 12 | |
| | F LAND & IMPROVEMENTS | T 1 | FARMLAND | | | 5,000 |
| | R | T 103 | RESIDENTIAL LAND & IMPROVEMENTS | | | 436,060 |
| | | Taxable Total: | | | | 441,060 |
| | R | E 901 | RURAL RESIDENCE EXEMPTION (RAP) | | | 61,540 |
| | | 100% Alberta School Foundation Fund Totals: | | | | 502,600 |
| 9093000 | SE-13-24-26-4 37.47 Acres | | | | Southwest Portion | |
| | F LAND | T 1 | FARMLAND | | Taxable Total: | 9,140 |
| | | 100% Alberta School Foundation Fund | | | | |
| 9094000 | SE-13-24-26-4 27.79 Acres 242018 RGE RD 260 | | | | Southeast Portion | |



2020 Assessment Roll (Valuation Date 1-July, 2020) 2021 Taxation Year, Wheatland County

Assessment Year: 2020
Tax Year: 2021

| Roll | Legal Address | | | | Total |
|---------|-------------------|---------------------|--------------|-------------------------------------|---------|
| 9095000 | F | LAND & IMPROVEMENTS | T | 1 FARMLAND | 3,990 |
| | R | | T | 103 RESIDENTIAL LAND & IMPROVEMENTS | 396,950 |
| | | | | Taxable Total: | 400,940 |
| | R | | E | 901 RURAL RESIDENCE EXEMPTION (RAP) | 32,850 |
| | R | | E | 903 FARM BUILDING EXEMPT | 8,870 |
| | | | | 100% Alberta School Foundation Fund | 41,720 |
| | | | | Exempt Total: | 442,660 |
| Totals: | | | | | 442,660 |
| 9095000 | 1810811 2 1 | W-13-24-26-4 | 169.76 Acres | SW quarter & South portion of NW 13 | |
| 9095010 | F | LAND | T | 1 FARMLAND | 47,820 |
| | | | | 100% Alberta School Foundation Fund | |
| | | | | Taxable Total: | 47,820 |
| 9095010 | 0311945 1 1 | SW-13-24-26-4 | 3.00 Acres | NORTHWEST CORNER | |
| | 242039 RGE RD 261 | | | | |
| 9096000 | R | LAND & IMPROVEMENTS | T | 103 RESIDENTIAL LAND & IMPROVEMENTS | 406,600 |
| | | | | Taxable Total: | 406,600 |
| | | | | 100% Alberta School Foundation Fund | |
| 9096000 | NE-14-24-26-4 | 154.16 Acres | | | |
| 9097000 | F | LAND | T | 1 FARMLAND | 45,840 |
| | | | | 100% Christ The Redeemer Reg. 3 | |
| | | | | Taxable Total: | 45,840 |
| 9097000 | NE-14-24-26-4 | 4.82 Acres | | Southeast Corner LS 9 | |
| | 242044 RGE RD 261 | | | | |
| 9098000 | F | LAND & IMPROVEMENTS | T | 1 FARMLAND | 390 |
| | R | | T | 103 RESIDENTIAL LAND & IMPROVEMENTS | 758,810 |
| | | | | Taxable Total: | 759,200 |
| | R | | E | 901 RURAL RESIDENCE EXEMPTION (RAP) | 390 |
| | | | | 100% Alberta School Foundation Fund | 759,590 |
| Totals: | | | | | 759,590 |
| 9098000 | NW-14-24-26-4 | 160.00 Acres | | | |
| 9099000 | F | LAND | T | 1 FARMLAND | 36,440 |
| | | | | 100% Alberta School Foundation Fund | |
| | | | | Taxable Total: | 36,440 |
| 9099000 | SE-14-24-26-4 | 151.86 Acres | | | |
| | 242036 RGE RD 261 | | | | |
| 9099000 | F | LAND & IMPROVEMENTS | T | 1 FARMLAND | 33,020 |
| | R | | T | 103 RESIDENTIAL LAND & IMPROVEMENTS | 405,080 |
| | | | | Taxable Total: | 438,100 |
| | R | | E | 901 RURAL RESIDENCE EXEMPTION (RAP) | 33,020 |
| | R | | E | 903 FARM BUILDING EXEMPT | 40,580 |



2020 Assessment Roll (Valuation Date 1-July, 2020) 2021 Taxation Year, Wheatland County

Assessment Year: 2020
Tax Year: 2021

| Roll | Legal Address | | | | Total |
|---------|---|------------------------------------|---|----------------|---------|
| | | 100% The Golden Hills Reg. Div. 15 | Exempt Total: | | 73,600 |
| | | | Totals: | | 511,700 |
| 9099010 | 9912088 1 SE-14-24-26-4 2.90 Acres 242040 RGE RD 261 | | NORTHEAST CORNER | | |
| | R LAND & IMPROVEMENTS | T 103 | RESIDENTIAL LAND & IMPROVEMENTS | Taxable Total: | 555,200 |
| | | | 100% Alberta School Foundation Fund | | |
| 9100000 | SW-14-24-26-4 153.78 Acres | | | | |
| | F LAND | T 1 | FARMLAND | Taxable Total: | 30,640 |
| | | | 100% Alberta School Foundation Fund | | |
| 9101000 | 1723IX OT SW-14-24-26-4 2.15 Acres | | Southeast Corner | | |
| | NR LAND | E 150 | CROWN LAND & IMPR. EXEMPT | Exempt Total: | 148,330 |
| | | | 100% Alberta School Foundation Fund | | |
| 9102000 | NE-15-24-26-4 157.39 Acres | | | | |
| | F LAND | T 1 | FARMLAND | Taxable Total: | 21,600 |
| | | | 100% Alberta School Foundation Fund | | |
| 9103000 | NW-15-24-26-4 155.61 Acres 242061 RGE RD 263 | | | | |
| | F LAND & IMPROVEMENTS | T 1 | FARMLAND | | 25,510 |
| | R | T 103 | RESIDENTIAL LAND & IMPROVEMENTS | | 636,500 |
| | | | | Taxable Total: | 662,010 |
| | R | E 901 | RURAL RESIDENCE EXEMPTION (RAP) | | 25,510 |
| | R | E 903 | FARM BUILDING EXEMPT | | 19,130 |
| | | | 100% Alberta School Foundation Fund | Exempt Total: | 44,640 |
| | | | | Totals: | 706,650 |
| 9103010 | 9012500 1 NW-15-24-26-4 2.99 Acres 242043 RGE RD 263 | | Southwest Corner Spray Truck/Welding Business | | |
| | R LAND & IMPROVEMENTS | T 103 | RESIDENTIAL LAND & IMPROVEMENTS | | 491,180 |
| | NR | T 105 | NON-RESEIDENTIAL LAND & IMPROVEMENTS | | 42,520 |
| | | | 100% The Golden Hills Reg. Div. 15 | Taxable Total: | 533,700 |
| 9104000 | SE-15-24-26-4 155.86 Acres | | | | |
| | F LAND | T 1 | FARMLAND | Taxable Total: | 27,720 |
| | | | 100% Alberta School Foundation Fund | | |



2020 Assessment Roll (Valuation Date 1-July, 2020) 2021 Taxation Year, Wheatland County

Assessment Year: 2020
Tax Year: 2021

| Roll | Legal Address | Total |
|---------|---|-------------------------------|
| 9105000 | SW-15-24-26-4 155.83 Acres 242019 RGE RD 263 | |
| F | LAND & IMPROVEMENTS | 36,840 |
| R | | 771,960 |
| | T 1 FARMLAND | |
| | T 103 RESIDENTIAL LAND & IMPROVEMENTS | |
| | Taxable Total: | 808,800 |
| R | E 901 RURAL RESIDENCE EXEMPTION (RAP) | 36,840 |
| R | E 903 FARM BUILDING EXEMPT | 30,520 |
| | 100% Alberta School Foundation Fund | 67,360 |
| | Exempt Total: | 67,360 |
| | Totals: | 876,160 |
| 9106000 | NE-16-24-26-4 157.00 Acres | |
| F | LAND | |
| | T 1 FARMLAND | |
| | 100% Alberta School Foundation Fund | |
| | Taxable Total: | 41,930 |
| 9106010 | 9610165 1 NE-16-24-26-4 3.00 Acres | Northeast Corner |
| F | LAND | |
| | T 1 FARMLAND | |
| | 100% Alberta School Foundation Fund | |
| | Taxable Total: | 650 |
| 9107000 | NW-16-24-26-4 160.00 Acres 242077 RGE RD 264 | BarChem Packing |
| F | LAND & IMPROVEMENTS | 42,340 |
| R | | 354,730 |
| NR | | 898,510 |
| | T 1 FARMLAND | |
| | T 103 RESIDENTIAL LAND & IMPROVEMENTS | |
| | T 105 NON-RESEIDENTIAL LAND & IMPROVEMENTS | |
| | Taxable Total: | 1,295,580 |
| R | E 901 RURAL RESIDENCE EXEMPTION (RAP) | 42,340 |
| | 100% Alberta School Foundation Fund | |
| | Totals: | 1,337,920 |
| 9108000 | SE-16-24-26-4 146.96 Acres | |
| F | LAND | |
| | T 1 FARMLAND | |
| | 100% Alberta School Foundation Fund | |
| | Taxable Total: | 37,470 |
| 9108010 | 9410416 2 SE-16-24-26-4 3.52 Acres 242020 RGE RD 263 | Central Area of East 660 feet |
| R | LAND & IMPROVEMENTS | 81,500 |
| R | | 315,000 |
| | T 101 RESIDENTIAL IMPROVEMENT NIL RAP ALLOW | |
| | T 103 RESIDENTIAL LAND & IMPROVEMENTS | |
| | 100% Alberta School Foundation Fund | |
| | Taxable Total: | 396,500 |
| 9109000 | SE-16-24-26-4 5.61 Acres | SOUTHEAST CORNER |



2020 Assessment Roll (Valuation Date 1-July, 2020) 2021 Taxation Year, Wheatland County

Assessment Year: 2020
Tax Year: 2021

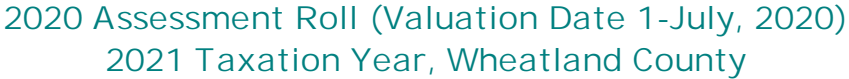
| Roll | Legal Address | | | | | | Total | | |
|---------|-----------------------|---------------------|-------------------------------------|---|---|--------------------------------------|----------------|----------------|---------|
| 9112000 | NR | LAND | | E | 154 | PROVINCIAL EXEMPT | Exempt Total: | 201,700 | |
| | SW-16-24-26-4 | | 136.05 Acres | | 100% Alberta School Foundation Fund | | | | |
| 9113000 | F | LAND | | T | 1 | FARMLAND | Taxable Total: | 37,260 | |
| | 7510710 S -16-24-26-4 | | 10.27 Acres | | 50% The Golden Hills Reg. Div. 15 50% Christ The Redeemer Reg. 3 | | | | |
| 9114000 | NR | LAND & IMPROVEMENTS | | E | 153 | WEIGH SCALES EXEMPT | Exempt Total: | 380,210 | |
| | NE-17-24-26-4 | | 149.50 Acres | | 100% Alberta School Foundation Fund | | | | |
| 9115000 | F | LAND | | T | 1 | FARMLAND | Taxable Total: | 40,050 | |
| | NE-17-24-26-4 | | 9.50 Acres | | 100% Alberta School Foundation Fund | | | | |
| 9117000 | ME | LAND & IMPROVEMENTS | | T | 7 | MACHINERY & EQUIPMENT | | 334,310 | |
| | NR | | | T | 105 | NON-RESEIDENTIAL LAND & IMPROVEMENTS | | 3,618,660 | |
| 9118000 | 242062 RGE RD 264 | | 100% Alberta School Foundation Fund | | | Taxable Total: | 3,952,970 | | |
| | NW-17-24-26-4 | | 160.00 Acres | | | | | | |
| 9119000 | F | LAND | | T | 1 | FARMLAND | Taxable Total: | 38,110 | |
| | SE-17-24-26-4 | | 151.95 Acres | | 100% Alberta School Foundation Fund | | | | |
| 9120000 | F | LAND | | T | 1 | FARMLAND | Taxable Total: | 35,470 | |
| | SE-17-24-26-4 | | 2.89 Acres | | 100% Alberta School Foundation Fund | | | | |
| 9120000 | R | LAND & IMPROVEMENTS | | T | 103 | RESIDENTIAL LAND & IMPROVEMENTS | | 469,040 | |
| | NR | | | T | 105 | NON-RESEIDENTIAL LAND & IMPROVEMENTS | | 76,720 | |
| 9120000 | SW-17-24-26-4 | | 155.78 Acres | | 100% Alberta School Foundation Fund | | | Taxable Total: | 545,760 |
| | 242019 RGE RD 265 | | Xplornet -Tower | | | | | | |



2020 Assessment Roll (Valuation Date 1-July, 2020) 2021 Taxation Year, Wheatland County

Assessment Year: 2020
Tax Year: 2021

| Roll | Legal Address | | | | | Total |
|---------|---------------------------------------|---------------------|---|------|-------------------------------------|------------------------|
| | F | LAND & IMPROVEMENTS | T | 1 | FARMLAND | 37,820 |
| | R | | T | 103 | RESIDENTIAL LAND & IMPROVEMENTS | 239,900 |
| | NR | | T | 105 | NON-RESEDENTIAL LAND & IMPROVEMENTS | 114,770 |
| | | | | | Taxable Total: | 392,490 |
| | R | | E | 901 | RURAL RESIDENCE EXEMPTION (RAP) | 16,700 |
| | | | | 100% | Alberta School Foundation Fund | Totals: 409,190 |
| 9121000 | NE-18-24-26-4 | 160.00 Acres | | | | |
| | F | LAND | T | 1 | FARMLAND | Taxable Total: 45,470 |
| | | | | 100% | The Golden Hills Reg. Div. 15 | |
| 9122000 | NW-18-24-26-4 | 160.00 Acres | | | | |
| | F | LAND | T | 1 | FARMLAND | Taxable Total: 46,530 |
| | | | | 100% | The Golden Hills Reg. Div. 15 | |
| 9123000 | SE-18-24-26-4 | 150.83 Acres | | | | |
| | F | LAND | T | 1 | FARMLAND | Taxable Total: 41,850 |
| | | | | 100% | Alberta School Foundation Fund | |
| 9123010 | 1612044 1 1 SE-18-24-26-4 5.12 Acres | | | | SE CORNER Waldner Mechanical Ltd. | |
| | 242006 RGE RD 265 | | | | | |
| | R | LAND & IMPROVEMENTS | T | 103 | RESIDENTIAL LAND & IMPROVEMENTS | 415,710 |
| | NR | | T | 105 | NON-RESEDENTIAL LAND & IMPROVEMENTS | 68,100 |
| | | | | 100% | Alberta School Foundation Fund | Taxable Total: 483,810 |
| 9125000 | SW-18-24-26-4 | 143.22 Acres | | | | |
| | F | LAND | T | 1 | FARMLAND | Taxable Total: 39,920 |
| | | | | 100% | Alberta School Foundation Fund | |
| 9125010 | 0312166 2 1 SW-18-24-26-4 12.40 Acres | | | | SW Corner | |
| | F | LAND | T | 1 | FARMLAND | Taxable Total: 2,620 |
| | | | | 100% | Alberta School Foundation Fund | |
| 9126000 | NE-19-24-26-4 | 160.00 Acres | | | | |
| | F | LAND | T | 1 | FARMLAND | Taxable Total: 40,320 |
| | | | | 100% | Alberta School Foundation Fund | |



| Roll | Legal Address | | | | | | Total |
|---------|---------------------------|---------------------|---|-----|-------------------------------------|-------------------------|---------|
| 9127000 | NW-19-24-26-4 | 160.00 Acres | | | | | |
| | F | LAND | T | 1 | FARMLAND | Taxable Total: | 46,120 |
| | | | | | 100% Alberta School Foundation Fund | | |
| 9128000 | SE-19-24-26-4 | 160.00 Acres | | | | | |
| | F | LAND | T | 1 | FARMLAND | Taxable Total: | 43,990 |
| | | | | | 100% Alberta School Foundation Fund | | |
| 9129000 | SW-19-24-26-4 | 101.75 Acres | | | | LSD 5 & 6 & Ptn LSD 3 | |
| | | 243039 RGE RD 270 | | | | | |
| | F | LAND & IMPROVEMENTS | T | 1 | FARMLAND | | 25,880 |
| | R | | T | 103 | RESIDENTIAL LAND & IMPROVEMENTS | | 366,530 |
| | | | | | | Taxable Total: | 392,410 |
| | R | | E | 901 | RURAL RESIDENCE EXEMPTION (RAP) | | 30,770 |
| | | | | | 100% Alberta School Foundation Fund | Totals: | 423,180 |
| 9130000 | SW-19-24-26-4 | 58.25 Acres | | | | Portion LS 2 & All LS 3 | |
| | F | LAND | T | 1 | FARMLAND | Taxable Total: | 14,690 |
| | | | | | 100% Alberta School Foundation Fund | | |
| 9131000 | NE-20-24-26-4 | 160.00 Acres | | | | | |
| | F | LAND | T | 1 | FARMLAND | Taxable Total: | 44,820 |
| | | | | | 100% Alberta School Foundation Fund | | |
| 9132000 | NW-20-24-26-4 | 79.61 Acres | | | | South Half | |
| | F | LAND | T | 1 | FARMLAND | Taxable Total: | 21,740 |
| | | | | | 100% Alberta School Foundation Fund | | |
| 9133000 | NW-20-24-26-4 | 64.49 Acres | | | | North Half | |
| | | 264063A TWP RD 244 | | | | | |
| | F | LAND & IMPROVEMENTS | T | 1 | FARMLAND | | 15,410 |
| | R | | T | 103 | RESIDENTIAL LAND & IMPROVEMENTS | | 520,940 |
| | | | | | | Taxable Total: | 536,350 |
| | R | | E | 901 | RURAL RESIDENCE EXEMPTION (RAP) | | 16,560 |
| | | | | | 100% Alberta School Foundation Fund | Totals: | 552,910 |
| 9133010 | 1213085 1 1 NW-20-24-26-4 | 4.99 Acres | | | | NW LSD 14 | |



2020 Assessment Roll (Valuation Date 1-July, 2020) 2021 Taxation Year, Wheatland County

Assessment Year: 2020
Tax Year: 2021

| Roll | Legal Address | | | | | Total |
|---------|-------------------------|---------------------|---|-----|-------------------------------------|---------------------------|
| | F | LAND | T | 1 | FARMLAND | |
| | | | | | 100% Alberta School Foundation Fund | Taxable Total: 1,150 |
| 9134000 | SE-20-24-26-4 | 157.01 Acres | | | | |
| | F | LAND | T | 1 | FARMLAND | |
| | | | | | 100% Alberta School Foundation Fund | Taxable Total: 44,280 |
| 9134010 | 9112028 1 SE-20-24-26-4 | 2.00 Acres | | | | Northeast Corner of LSD 8 |
| | 243038 RGE RD 264 | | | | | |
| | R | LAND & IMPROVEMENTS | T | 103 | RESIDENTIAL LAND & IMPROVEMENTS | Taxable Total: 515,400 |
| | | | | | 100% Alberta School Foundation Fund | |
| 9135000 | SW-20-24-26-4 | 160.00 Acres | | | | |
| | F | LAND | T | 1 | FARMLAND | |
| | | | | | 100% Alberta School Foundation Fund | Taxable Total: 43,940 |
| 9136000 | NE-21-24-26-4 | 105.70 Acres | | | | West of Canal |
| | F | LAND | T | 1 | FARMLAND | |
| | | | | | 100% Alberta School Foundation Fund | Taxable Total: 28,860 |
| 9136010 | NE-21-24-26-4 | 51.00 Acres | | | | East of Canal IRR256 |
| | F | LAND | T | 1 | FARMLAND | |
| | | | | | 100% Alberta School Foundation Fund | Taxable Total: 11,420 |
| 9137000 | NW-21-24-26-4 | 160.00 Acres | | | | |
| | F | LAND | T | 1 | FARMLAND | |
| | | | | | 100% Alberta School Foundation Fund | Taxable Total: 44,040 |
| 9138000 | SE-21-24-26-4 | 131.30 Acres | | | | West of Canal |
| | F | LAND | T | 1 | FARMLAND | |
| | | | | | 50% The Golden Hills Reg. Div. 15 | Taxable Total: 36,550 |
| | | | | | 50% Christ The Redeemer Reg. 3 | |
| 9138010 | SE-21-24-26-4 | 21.15 Acres | | | | East of Canal |
| | 243038A RGE RD 263 | | | | | |
| | F | LAND & IMPROVEMENTS | T | 1 | FARMLAND | 4,470 |
| | R | | T | 103 | RESIDENTIAL LAND & IMPROVEMENTS | 432,300 |
| | | | | | Taxable Total: | 436,770 |



2020 Assessment Roll (Valuation Date 1-July, 2020) 2021 Taxation Year, Wheatland County

Assessment Year: 2020
Tax Year: 2021

| Roll | Legal Address | | | | | Total |
|---------|-----------------------|--------------------------|-----------------------|--------------------------------------|----------------|---------|
| | R | | E 903 | FARM BUILDING EXEMPT | | 31,830 |
| | | | 100% | Alberta School Foundation Fund | Totals: | 468,600 |
| 9139000 | SW-21-24-26-4 | 160.00 Acres | | | | |
| | 243003 RGE RD 264 | | | | | |
| | F LAND & IMPROVEMENTS | | T 1 | FARMLAND | | 39,420 |
| | R | | T 103 | RESIDENTIAL LAND & IMPROVEMENTS | | 369,860 |
| | NR | | T 105 | NON-RESEIDENTIAL LAND & IMPROVEMENTS | | 38,930 |
| | | | | Taxable Total: | | 448,210 |
| | R | | E 901 | RURAL RESIDENCE EXEMPTION (RAP) | | 61,540 |
| | R | | E 903 | FARM BUILDING EXEMPT | | 47,800 |
| | | | 50% | The Golden Hills Reg. Div. 15 | Exempt Total: | 109,340 |
| | | | 50% | Christ The Redeemer Reg. 3 | Totals: | 557,550 |
| 9140000 | NE-22-24-26-4 | 160.00 Acres | | | | |
| | F LAND | | T 1 | FARMLAND | Taxable Total: | 39,430 |
| | | | 100% | Alberta School Foundation Fund | | |
| 9141000 | NW-22-24-26-4 | 72.10 Acres | LSD 11 & 14 | | | |
| | 262049 TWP RD 244 | | | | | |
| | F LAND & IMPROVEMENTS | | T 1 | FARMLAND | | 15,370 |
| | R | | T 103 | RESIDENTIAL LAND & IMPROVEMENTS | | 784,280 |
| | | | | Taxable Total: | | 799,650 |
| | R | | E 901 | RURAL RESIDENCE EXEMPTION (RAP) | | 15,370 |
| | R | | E 903 | FARM BUILDING EXEMPT | | 24,850 |
| | | | 100% | Alberta School Foundation Fund | Exempt Total: | 40,220 |
| | | | | Totals: | | 839,870 |
| 9141010 | 0814786 2 1 | NW-22-24-26-4 3.63 Acres | NE CORNER LSD 14 | | | |
| | F LAND & IMPROVEMENTS | | T 1 | FARMLAND | | 790 |
| | R | | E 903 | FARM BUILDING EXEMPT | | 165,870 |
| | | | 100% | The Golden Hills Reg. Div. 15 | Totals: | 166,660 |
| 9141020 | 0814786 2 2 | NW-22-24-26-4 4.27 Acres | N CENTRAL PTN. LSD 14 | | | |
| | F LAND | | T 1 | FARMLAND | Taxable Total: | 920 |
| | | | 100% | The Golden Hills Reg. Div. 15 | | |
| 9142000 | NW-22-24-26-4 | 37.00 Acres | LSD 12 | | | |
| | 243063 RGE RD 263 | | | | | |
| | F LAND & IMPROVEMENTS | | T 1 | FARMLAND | | 3,170 |



2020 Assessment Roll (Valuation Date 1-July, 2020) 2021 Taxation Year, Wheatland County

Assessment Year: 2020
Tax Year: 2021

| Roll | Legal Address | | | | Total |
|---------|---|-------------------------------------|--|----------------|-----------|
| | R | T 103 | RESIDENTIAL LAND & IMPROVEMENTS | | 292,230 |
| | | | Taxable Total: | | 295,400 |
| | R | E 901 | RURAL RESIDENCE EXEMPTION (RAP) | | 3,170 |
| | R | E 903 | FARM BUILDING EXEMPT | | 25,480 |
| | | 100% Alberta School Foundation Fund | Exempt Total: | | 28,650 |
| | | | Totals: | | 324,050 |
| 9142010 | 0811270 1 1 NW-22-24-26-4 3.00 Acres 243043 RGE RD 263 | | S.W. CORNER | | |
| | R LAND & IMPROVEMENTS | T 103 | RESIDENTIAL LAND & IMPROVEMENTS | Taxable Total: | 567,600 |
| | | 100% Alberta School Foundation Fund | | | |
| 9143000 | NW-22-24-26-4 40.00 Acres 243069 RGE RD 263 | | LSD 13 Sierra Stables & Boarding Facility | | |
| | F LAND & IMPROVEMENTS | T 1 | FARMLAND | | 3,480 |
| | R | T 103 | RESIDENTIAL LAND & IMPROVEMENTS | | 271,600 |
| | NR | T 105 | NON-RESEIDENTIAL LAND & IMPROVEMENTS | | 102,370 |
| | | | Taxable Total: | | 377,450 |
| | R | E 901 | RURAL RESIDENCE EXEMPTION (RAP) | | 3,480 |
| | R | E 903 | FARM BUILDING EXEMPT | | 357,060 |
| | | 100% Alberta School Foundation Fund | Exempt Total: | | 360,540 |
| | | | Totals: | | 737,990 |
| 9144000 | SE-22-24-26-4 158.70 Acres 243006 RGE RD 262 | | | | |
| | F LAND & IMPROVEMENTS | T 1 | FARMLAND | | 33,170 |
| | R | T 103 | RESIDENTIAL LAND & IMPROVEMENTS | | 342,560 |
| | | | Taxable Total: | | 375,730 |
| | R | E 901 | RURAL RESIDENCE EXEMPTION (RAP) | | 61,540 |
| | | 100% Alberta School Foundation Fund | Totals: | | 437,270 |
| 9145000 | SW-22-24-26-4 131.28 Acres | | | | |
| | F LAND | T 1 | FARMLAND | Taxable Total: | 19,690 |
| | | 100% Alberta School Foundation Fund | | | |
| 9145001 | SW-22-24-26-4 22.93 Acres 243001 RGE RD 263 | | SW Corner South of Canal Muscle Motors Engine Rebuilding | | |
| | F LAND & IMPROVEMENTS | T 1 | FARMLAND | | 3,210 |
| | R | T 103 | RESIDENTIAL LAND & IMPROVEMENTS | | 643,890 |
| | NR | T 105 | NON-RESEIDENTIAL LAND & IMPROVEMENTS | | 1,088,660 |
| | | | Taxable Total: | | 1,735,760 |
| | R | E 901 | RURAL RESIDENCE EXEMPTION (RAP) | | 3,210 |



2020 Assessment Roll (Valuation Date 1-July, 2020) 2021 Taxation Year, Wheatland County

Assessment Year: 2020
Tax Year: 2021

| Roll | Legal Address | | | | Total |
|---------|--|--|--------------------------------------|----------------|-------------------|
| | | 100% Alberta School Foundation Fund | | | Totals: 1,738,970 |
| 9145010 | 9110765 1 SW-22-24-26-4 3.00 Acres 243037 RGE RD 263 | Northwest Corner LSD 5 | | | |
| | R LAND & IMPROVEMENTS | T 103 | RESIDENTIAL LAND & IMPROVEMENTS | | 459,700 |
| | R | E 903 | FARM BUILDING EXEMPT | | 13,920 |
| | | 100% Alberta School Foundation Fund | | | Totals: 473,620 |
| 9146000 | NE-23-24-26-4 39.75 Acres 243056 RGE RD 261 | North Half LSD 9 & 10 | | | |
| | F LAND & IMPROVEMENTS | T 1 | FARMLAND | | 9,050 |
| | R | T 103 | RESIDENTIAL LAND & IMPROVEMENTS | | 506,650 |
| | | Taxable Total: | | | 515,700 |
| | R | E 901 | RURAL RESIDENCE EXEMPTION (RAP) | | 9,050 |
| | | 100% Alberta School Foundation Fund | | | Totals: 524,750 |
| 9147000 | NE-23-24-26-4 39.75 Acres 243044A RGE RD 261 | South Half LSD 9 & 10 Shell Star Custom Cabinets | | | |
| | F LAND & IMPROVEMENTS | T 1 | FARMLAND | | 9,620 |
| | R | T 103 | RESIDENTIAL LAND & IMPROVEMENTS | | 438,280 |
| | NR | T 105 | NON-RESEIDENTIAL LAND & IMPROVEMENTS | | 136,370 |
| | | Taxable Total: | | | 584,270 |
| | R | E 901 | RURAL RESIDENCE EXEMPTION (RAP) | | 9,620 |
| | | 100% Alberta School Foundation Fund | | | Totals: 593,890 |
| 9148000 | NE-23-24-26-4 37.54 Acres 261025B TWP RD 244 | LSD 15 | | | |
| | F LAND & IMPROVEMENTS | T 1 | FARMLAND | | 7,810 |
| | R | T 103 | RESIDENTIAL LAND & IMPROVEMENTS | | 428,290 |
| | | Taxable Total: | | | 436,100 |
| | R | E 901 | RURAL RESIDENCE EXEMPTION (RAP) | | 7,810 |
| | | 100% Alberta School Foundation Fund | | | Totals: 443,910 |
| 9148010 | 2010051 1 1 NE-23-24-26-4 2.46 Acres 261025A TWP RD 244 | NE CORNER LSD 15 | | | |
| | R LAND & IMPROVEMENTS | T 103 | RESIDENTIAL LAND & IMPROVEMENTS | Taxable Total: | 288,100 |
| | | 100% Alberta School Foundation Fund | | | |
| 9149000 | NE-23-24-26-4 39.50 Acres 261009 TWP RD 244 | LSD 16 | | | |
| | F LAND & IMPROVEMENTS | T 1 | FARMLAND | | 10,070 |
| | R | T 103 | RESIDENTIAL LAND & IMPROVEMENTS | | 499,030 |
| | | Taxable Total: | | | 509,100 |



2020 Assessment Roll (Valuation Date 1-July, 2020) 2021 Taxation Year, Wheatland County

Assessment Year: 2020
Tax Year: 2021

| Roll | Legal Address | | | | Total |
|---------|-----------------------|--------------|-------|---------------------------------|------------------------|
| 9150000 | R | | E 901 | RURAL RESIDENCE EXEMPTION (RAP) | 36,070 |
| | R | | E 903 | FARM BUILDING EXEMPT | 47,990 |
| | | | 100% | Alberta School Foundation Fund | Exempt Total: 84,060 |
| | | | | | Totals: 593,160 |
| 9150000 | NW-23-24-26-4 | 120.00 Acres | | LS 11, 12 & 14 | |
| 9151000 | F LAND | | T 1 | FARMLAND | 20,480 |
| | | | 100% | Alberta School Foundation Fund | Taxable Total: |
| | NW-23-24-26-4 | 40.00 Acres | | LS 13 | |
| | 243063 RGE RD 262 | | | | |
| 9151000 | F LAND & IMPROVEMENTS | | T 1 | FARMLAND | 4,820 |
| | R | | T 103 | RESIDENTIAL LAND & IMPROVEMENTS | 376,680 |
| | | | | | Taxable Total: 381,500 |
| | R | | E 901 | RURAL RESIDENCE EXEMPTION (RAP) | 4,820 |
| | | | 100% | Christ The Redeemer Reg. 3 | Totals: 386,320 |
| 9152000 | SE-23-24-26-4 | 39.75 Acres | | North Half LSD 7 & 8 | |
| | 243032A RGE RD 261 | | | | |
| 9152000 | F LAND & IMPROVEMENTS | | T 1 | FARMLAND | 10,230 |
| | R | | T 103 | RESIDENTIAL LAND & IMPROVEMENTS | 317,670 |
| | | | | | Taxable Total: 327,900 |
| | R | | E 901 | RURAL RESIDENCE EXEMPTION (RAP) | 10,230 |
| 9152000 | R | | E 903 | FARM BUILDING EXEMPT | 16,710 |
| | | | 100% | Alberta School Foundation Fund | Exempt Total: 26,940 |
| | | | | | Totals: 354,840 |
| 9153000 | SE-23-24-26-4 | 39.75 Acres | | South Half LSD 7&8 | |
| | 243024A RGE RD 261 | | | | |
| 9153000 | F LAND & IMPROVEMENTS | | T 1 | FARMLAND | 10,230 |
| | R | | T 103 | RESIDENTIAL LAND & IMPROVEMENTS | 400,400 |
| | | | | | Taxable Total: 410,630 |
| | R | | E 903 | FARM BUILDING EXEMPT | 6,950 |
| | | | 100% | Christ The Redeemer Reg. 3 | Totals: 417,580 |
| 9154000 | SE-23-24-26-4 | 39.75 Acres | | North Half LSD 1 & 2 | |
| | 243020 RGE RD 261 | | | | |
| 9154000 | F LAND & IMPROVEMENTS | | T 1 | FARMLAND | 10,040 |
| | R | | T 103 | RESIDENTIAL LAND & IMPROVEMENTS | 376,560 |
| | | | | | Taxable Total: 386,600 |
| | R | | E 901 | RURAL RESIDENCE EXEMPTION (RAP) | 10,040 |
| | | | | | Totals: 396,640 |



2020 Assessment Roll (Valuation Date 1-July, 2020) 2021 Taxation Year, Wheatland County

Assessment Year: 2020
Tax Year: 2021

| Roll | Legal Address | 100% Alberta School Foundation Fund | | | | Total |
|---------|---|-------------------------------------|---------------------------------|--|--|---------|
| 9155000 | SE-23-24-26-4 39.75 Acres 243006 RGE RD 261 | S1/2 of LSD 1 & 2 | | | | |
| | F LAND & IMPROVEMENTS | T 1 | FARMLAND | | | 9,630 |
| | R | T 103 | RESIDENTIAL LAND & IMPROVEMENTS | | | 513,470 |
| | | Taxable Total: | | | | 523,100 |
| | R | E 901 | RURAL RESIDENCE EXEMPTION (RAP) | | | 9,630 |
| | | 100% Alberta School Foundation Fund | | | | |
| | | Totals: | | | | 532,730 |
| 9156000 | SW-23-24-26-4 157.40 Acres 243019 RGE RD 262 | | | | | |
| | F LAND & IMPROVEMENTS | T 1 | FARMLAND | | | 42,920 |
| | R | T 103 | RESIDENTIAL LAND & IMPROVEMENTS | | | 280,460 |
| | | Taxable Total: | | | | 323,380 |
| | R | E 901 | RURAL RESIDENCE EXEMPTION (RAP) | | | 61,540 |
| | | 100% Alberta School Foundation Fund | | | | |
| | | Totals: | | | | 384,920 |
| 9157000 | 1412129 1 5 NE-24-24-26-4 154.00 Acres | | | | | |
| | F LAND | T 1 | FARMLAND | | | |
| | | 100% The Golden Hills Reg. Div. 15 | | | | |
| | | Taxable Total: | | | | 38,620 |
| 9157010 | 0511518 1 4 NE-24-24-26-4 5.21 Acres 243040 RGE RD 260 | SOUTHEAST CORNER | | | | |
| | R LAND & IMPROVEMENTS | T 103 | RESIDENTIAL LAND & IMPROVEMENTS | | | 795,160 |
| | R | E 901 | RURAL RESIDENCE EXEMPTION (RAP) | | | 61,540 |
| | | 100% The Golden Hills Reg. Div. 15 | | | | |
| | | Totals: | | | | 856,700 |
| 9158000 | NE-24-24-26-4 0.40 Acres | Abnd Rd Pln NE Crnr of the NE | | | | |
| | NR LAND | E 155 | WHEATLAND COUNTY EXEMPT | | | |
| | | 100% Alberta School Foundation Fund | | | | |
| | | Exempt Total: | | | | 17,200 |
| 9159000 | NW-24-24-26-4 159.01 Acres | | | | | |
| | F LAND | T 1 | FARMLAND | | | |
| | | 100% Alberta School Foundation Fund | | | | |
| | | Taxable Total: | | | | 47,870 |
| 9160000 | SE-24-24-26-4 86.30 Acres | West Portion | | | | |
| | F LAND | T 1 | FARMLAND | | | |
| | | 100% Alberta School Foundation Fund | | | | |
| | | Taxable Total: | | | | 22,750 |



2020 Assessment Roll (Valuation Date 1-July, 2020) 2021 Taxation Year, Wheatland County

Assessment Year: 2020
Tax Year: 2021

| Roll | Legal Address | | | | Total |
|---------|-------------------|---------------------|--------------|--------------------------------------|------------------------|
| 9160010 | 9612164 1 | SE-24-24-26-4 | 73.66 Acres | East Portion Automotive Tire Sales | |
| | 243030 RGE RD 260 | | | | |
| | F | LAND & IMPROVEMENTS | T 1 | FARMLAND | 10,810 |
| | R | | T 103 | RESIDENTIAL LAND & IMPROVEMENTS | 825,230 |
| | NR | | T 105 | NON-RESEIDENTIAL LAND & IMPROVEMENTS | 15,900 |
| | | | | Taxable Total: | 851,940 |
| | R | | E 901 | RURAL RESIDENCE EXEMPTION (RAP) | 10,810 |
| | | | 100% | Alberta School Foundation Fund | Totals: 862,750 |
| 9162000 | SW-24-24-26-4 | | 156.14 Acres | | |
| | F | LAND | T 1 | FARMLAND | |
| | | | 100% | Alberta School Foundation Fund | Taxable Total: 46,480 |
| 9162010 | 9812542 1 | SW-24-24-26-4 | 2.86 Acres | SOUTHWEST CORNER | |
| | 243001 RGE RD 261 | | | | |
| | R | LAND & IMPROVEMENTS | T 103 | RESIDENTIAL LAND & IMPROVEMENTS | Taxable Total: 379,700 |
| | | | 100% | Alberta School Foundation Fund | |
| 9163000 | NE-25-24-26-4 | | 160.00 Acres | | |
| | 244042 RGE RD 260 | | | | |
| | F | LAND & IMPROVEMENTS | T 1 | FARMLAND | 30,010 |
| | R | | T 103 | RESIDENTIAL LAND & IMPROVEMENTS | 824,860 |
| | | | | Taxable Total: | 854,870 |
| | R | | E 901 | RURAL RESIDENCE EXEMPTION (RAP) | 61,540 |
| | R | | E 903 | FARM BUILDING EXEMPT | 64,170 |
| | | | 100% | Alberta School Foundation Fund | Exempt Total: 125,710 |
| | | | | Totals: | 980,580 |
| 9164000 | NW-25-24-26-4 | | 159.00 Acres | | |
| | F | LAND | T 1 | FARMLAND | |
| | | | 100% | Alberta School Foundation Fund | Taxable Total: 43,820 |
| 9165000 | SE-25-24-26-4 | | 160.00 Acres | | |
| | F | LAND | T 1 | FARMLAND | |
| | | | 100% | Alberta School Foundation Fund | Taxable Total: 33,980 |
| 9166000 | SW-25-24-26-4 | | 159.01 Acres | | |
| | 260054 TWP RD 244 | | | | |
| | F | LAND & IMPROVEMENTS | T 1 | FARMLAND | 42,990 |



2020 Assessment Roll (Valuation Date 1-July, 2020) 2021 Taxation Year, Wheatland County

Assessment Year: 2020
Tax Year: 2021

| Roll | Legal Address | | | | Total |
|---------|---------------------------------------|--------------|-------------------------------------|---|---------|
| | R | | T 103 | RESIDENTIAL LAND & IMPROVEMENTS | 392,010 |
| | | | | Taxable Total: | 435,000 |
| | R | | E 901 | RURAL RESIDENCE EXEMPTION (RAP) | 42,990 |
| | R | | E 903 | FARM BUILDING EXEMPT | 9,000 |
| | | | 100% Alberta School Foundation Fund | Exempt Total: | 51,990 |
| | | | | Totals: | 486,990 |
| 9167000 | NE-26-24-26-4 | 156.01 Acres | | | |
| | F LAND | | T 1 | FARMLAND | |
| | | | 100% Christ The Redeemer Reg. 3 | Taxable Total: | 42,830 |
| 9167010 | 0311890 1 1 NE-26-24-26-4 2.99 Acres | | | NE CORNER Wood Working Shop For Reno Business | |
| | 244082A RGE RD 261 | | | | |
| | R LAND & IMPROVEMENTS | | T 103 | RESIDENTIAL LAND & IMPROVEMENTS | 709,630 |
| | NR | | T 105 | NON-RESEIDENTIAL LAND & IMPROVEMENTS | 61,430 |
| | | | | Taxable Total: | 771,060 |
| | R | | E 901 | RURAL RESIDENCE EXEMPTION (RAP) | 61,540 |
| | | | 100% Christ The Redeemer Reg. 3 | Totals: | 832,600 |
| 9168000 | NW-26-24-26-4 | 160.00 Acres | | | |
| | 244083 RGE RD 262 | | | | |
| | F LAND | | T 1 | FARMLAND | |
| | | | 100% Christ The Redeemer Reg. 3 | Taxable Total: | 34,860 |
| 9169000 | SE-26-24-26-4 | 159.01 Acres | | | |
| | F LAND | | T 1 | FARMLAND | |
| | | | 100% Alberta School Foundation Fund | Taxable Total: | 41,860 |
| 9170000 | SW-26-24-26-4 | 120.00 Acres | | LS 3, 5 & 6 | |
| | 261048 TWP RD 244 | | | | |
| | F LAND & IMPROVEMENTS | | T 1 | FARMLAND | 27,350 |
| | R | | T 103 | RESIDENTIAL LAND & IMPROVEMENTS | 350,520 |
| | | | | Taxable Total: | 377,870 |
| | R | | E 901 | RURAL RESIDENCE EXEMPTION (RAP) | 41,290 |
| | R | | E 903 | FARM BUILDING EXEMPT | 28,550 |
| | | | 100% Christ The Redeemer Reg. 3 | Exempt Total: | 69,840 |
| | | | | Totals: | 447,710 |
| 9171000 | 0813437 1 3 SW-26-24-26-4 33.48 Acres | | | MOST OF LSD 4 | |
| | 244009A RGE RD 262 | | | | |
| | F LAND & IMPROVEMENTS | | T 1 | FARMLAND | 4,970 |



2020 Assessment Roll (Valuation Date 1-July, 2020) 2021 Taxation Year, Wheatland County

Assessment Year: 2020
Tax Year: 2021

| Roll | Legal Address | | | | Total |
|----------------|---|-------|---|----------------|----------------|
| | R | T 103 | RESIDENTIAL LAND & IMPROVEMENTS | | 475,930 |
| | | | Taxable Total: | | 480,900 |
| | R | E 901 | RURAL RESIDENCE EXEMPTION (RAP) | | 4,970 |
| | R | E 903 | FARM BUILDING EXEMPT | | 16,690 |
| | | 100% | Alberta School Foundation Fund | Exempt Total: | 21,660 |
| | | | Totals: | | 502,560 |
| 9171010 | 0813437 1 1 SW-26-24-26-4 3.36 Acres 244017 RGE RD 262 | | NW CORNER LSD 4 | | |
| | R LAND & IMPROVEMENTS | T 103 | RESIDENTIAL LAND & IMPROVEMENTS | Taxable Total: | 378,700 |
| | | 100% | Alberta School Foundation Fund | | |
| 9171020 | 0813437 1 2 SW-26-24-26-4 3.36 Acres 244013 RGE RD 262 | | CENTRAL WEST PORTION LSD 4 | | |
| | R LAND & IMPROVEMENTS | T 103 | RESIDENTIAL LAND & IMPROVEMENTS | | 355,910 |
| | R | E 901 | RURAL RESIDENCE EXEMPTION (RAP) | | 55,790 |
| | | 100% | Alberta School Foundation Fund | Totals: | 411,700 |
| 9172000 | NE-27-24-26-4 160.00 Acres | | | | |
| | F LAND | T 1 | FARMLAND | Taxable Total: | 44,560 |
| | | 100% | Alberta School Foundation Fund | | |
| 9173000 | NW-27-24-26-4 160.00 Acres | | | | |
| | F LAND | T 1 | FARMLAND | Taxable Total: | 43,800 |
| | | 100% | Alberta School Foundation Fund | | |
| 9174000 | SE-27-24-26-4 160.00 Acres | | | | |
| | F LAND | T 1 | FARMLAND | Taxable Total: | 47,890 |
| | | 100% | Alberta School Foundation Fund | | |
| 9175000 | 9711913 1 SW-27-24-26-4 93.06 Acres 262052A TWP RD 244 | | Southwest Corner Cody McArthur Performance Horses | | |
| | F LAND & IMPROVEMENTS | T 1 | FARMLAND | | 12,970 |
| | R | T 103 | RESIDENTIAL LAND & IMPROVEMENTS | | 468,160 |
| | NR | T 105 | NON-RESEIDENTIAL LAND & IMPROVEMENTS | | 153,420 |
| | | | Taxable Total: | | 634,550 |
| | R | E 901 | RURAL RESIDENCE EXEMPTION (RAP) | | 12,970 |
| | R | E 903 | FARM BUILDING EXEMPT | | 266,090 |
| | | | Exempt Total: | | 279,060 |
| | | | Totals: | | 913,610 |



2020 Assessment Roll (Valuation Date 1-July, 2020) 2021 Taxation Year, Wheatland County

Assessment Year: 2020
Tax Year: 2021

| Roll | Legal Address | 100% Alberta School Foundation Fund | | | | Total |
|---------|---|-------------------------------------|---------------------------------|----------------|--|---------|
| 9175010 | SW-27-24-26-4 66.94 Acres | Northeast Portion | | | | |
| | F LAND | T 1 | FARMLAND | Taxable Total: | | 16,870 |
| | | 100% Alberta School Foundation Fund | | | | |
| 9176000 | NE-28-24-26-4 160.00 Acres | | | | | |
| | F LAND | T 1 | FARMLAND | Taxable Total: | | 34,870 |
| | | 100% Alberta School Foundation Fund | | | | |
| 9177000 | NW-28-24-26-4 141.92 Acres 244071 RGE RD 264 | | | | | |
| | F LAND | T 1 | FARMLAND | Taxable Total: | | 28,580 |
| | | 100% Alberta School Foundation Fund | | | | |
| 9177010 | 9210612 1 NW-28-24-26-4 2.89 Acres 244043 RGE RD 264 | SW Corner of NW Quarter | | | | |
| | R LAND & IMPROVEMENTS | T 103 | RESIDENTIAL LAND & IMPROVEMENTS | Taxable Total: | | 825,300 |
| | | 100% Alberta School Foundation Fund | | | | |
| 9177020 | 0815383 1 2 NW-28-24-26-4 3.00 Acres | W PORTION LSD 12 | | | | |
| | R LAND & IMPROVEMENTS | T 103 | RESIDENTIAL LAND & IMPROVEMENTS | Taxable Total: | | 231,000 |
| | | 100% Alberta School Foundation Fund | | | | |
| 9177030 | 0914373 2 1 NW-28-24-26-4 4.00 Acres 244057 RGE RD 264 | NW part LSD 12 | | | | |
| | R LAND & IMPROVEMENTS | T 103 | RESIDENTIAL LAND & IMPROVEMENTS | Taxable Total: | | 872,000 |
| | | 100% Alberta School Foundation Fund | | | | |
| 9177040 | 1911474 3 1 NW-28-24-26-4 3.80 Acres 244083 RGE RD 264 | NW Corner | | | | |
| | R LAND & IMPROVEMENTS | T 103 | RESIDENTIAL LAND & IMPROVEMENTS | | | 471,960 |
| | R | E 901 | RURAL RESIDENCE EXEMPTION (RAP) | | | 29,240 |
| | | 100% Alberta School Foundation Fund | | | | |
| | | Totals: | | | | 501,200 |
| 9177500 | IRR603 RW 24 W -28-24-26-4 4.60 Acres | Canal ROW: SW=1.3a, NW=3.3a | | | | |
| | NR LAND | E 167 | WESTERN IRRIGATION DIST EXEMPT | Exempt Total: | | 94,720 |
| | | 100% Alberta School Foundation Fund | | | | |
| 9178000 | SE-28-24-26-4 160.00 Acres 263004 TWP RD 244 | | | | | |



2020 Assessment Roll (Valuation Date 1-July, 2020) 2021 Taxation Year, Wheatland County

Assessment Year: 2020
Tax Year: 2021

| Roll | Legal Address | | | | Total |
|---------|-------------------|---------------------------|---|-------------------------------------|---------|
| 9179000 | F | LAND & IMPROVEMENTS | T | 1 FARMLAND | 39,910 |
| | R | | T | 103 RESIDENTIAL LAND & IMPROVEMENTS | 515,260 |
| | | | | Taxable Total: | 555,170 |
| | R | | E | 901 RURAL RESIDENCE EXEMPTION (RAP) | 61,540 |
| | R | | E | 903 FARM BUILDING EXEMPT | 8,700 |
| | | | | 100% Alberta School Foundation Fund | 70,240 |
| | | | | Exempt Total: | 70,240 |
| | | | | Totals: | 625,410 |
| 9179000 | SW-28-24-26-4 | 135.40 Acres | | | |
| 9179010 | F | LAND | T | 1 FARMLAND | 38,170 |
| | | | | 100% Alberta School Foundation Fund | |
| | | | | Taxable Total: | |
| | 9610168 1 | SW-28-24-26-4 15.81 Acres | | West Center Portion | |
| | 244019 RGE RD 264 | | | | |
| | F | LAND & IMPROVEMENTS | T | 1 FARMLAND | 3,140 |
| | R | | T | 103 RESIDENTIAL LAND & IMPROVEMENTS | 626,060 |
| 9180000 | | | | Taxable Total: | 629,200 |
| | R | | E | 901 RURAL RESIDENCE EXEMPTION (RAP) | 61,540 |
| | | | | 100% The Golden Hills Reg. Div. 15 | |
| | | | | Totals: | 690,740 |
| 9180000 | SW-28-24-26-4 | 6.50 Acres | | North of Canal | |
| 9181000 | F | LAND | T | 1 FARMLAND | 660 |
| | | | | 100% Alberta School Foundation Fund | |
| | | | | Taxable Total: | |
| | NE-29-24-26-4 | 156.80 Acres | | | |
| | F | LAND | T | 1 FARMLAND | 45,460 |
| | | | | 100% Alberta School Foundation Fund | |
| | | | | Taxable Total: | |
| 9182000 | NW-29-24-26-4 | 137.30 Acres | | | |
| 9182005 | F | LAND | T | 1 FARMLAND | 34,060 |
| | | | | 100% Alberta School Foundation Fund | |
| | | | | Taxable Total: | |
| | 0810871 1 1 | NW-29-24-26-4 2.42 Acres | | SW CORNER LSD 13 | |
| | 244073 RGE RD 265 | | | | |
| | R | LAND & IMPROVEMENTS | T | 103 RESIDENTIAL LAND & IMPROVEMENTS | 437,500 |
| | | | | 100% Alberta School Foundation Fund | |
| 9182010 | 0810871 1 2 | NW-29-24-26-4 2.00 Acres | | SW CORNER LSD 13 | |
| | 244067 RGE RD 265 | | | | |



2020 Assessment Roll (Valuation Date 1-July, 2020) 2021 Taxation Year, Wheatland County

Assessment Year: 2020
Tax Year: 2021

| Roll | Legal Address | | | | Total |
|---------|---------------|---------------------|-------------|-------------------------------------|----------------|
| | R | LAND & IMPROVEMENTS | T | 103 RESIDENTIAL LAND & IMPROVEMENTS | 390,160 |
| | R | | E | 901 RURAL RESIDENCE EXEMPTION (RAP) | 1,240 |
| | | | | 100% Alberta School Foundation Fund | |
| | | | | Totals: | 391,400 |
| 9182015 | 0810871 1 3 | NW-29-24-26-4 | 5.58 Acres | NE OF SPILLWAY IN LSD 12 & 13 | |
| | F | LAND & IMPROVEMENTS | T | 1 FARMLAND | 1,240 |
| | R | | E | 903 FARM BUILDING EXEMPT | 10,090 |
| | | | | 100% Alberta School Foundation Fund | |
| | | | | Totals: | 11,330 |
| 9183000 | NW-29-24-26-4 | 6.10 Acres | | SE Corner SE of Canal | |
| | F | LAND | T | 1 FARMLAND | 1,310 |
| | | | | 100% Alberta School Foundation Fund | |
| 9184000 | SE-29-24-26-4 | 119.45 Acres | | N Half LS 1&2 & All of LS 7&8 | |
| | F | LAND | T | 1 FARMLAND | 35,260 |
| | | | | 100% Alberta School Foundation Fund | |
| 9185000 | SE-29-24-26-4 | 40.55 Acres | | South Half LS 1 & 2 | |
| | | 264028 TWP RD 244 | | | |
| | F | LAND | T | 1 FARMLAND | 10,770 |
| | | | | 100% Alberta School Foundation Fund | |
| 9186000 | SW-29-24-26-4 | 106.24 Acres | | | |
| | F | LAND | T | 1 FARMLAND | 29,560 |
| | | | | 100% Alberta School Foundation Fund | |
| 9186010 | 9310087 2 | SW-29-24-26-4 | 21.96 Acres | Ptn W of Spillway E of Canal | |
| | F | LAND | T | 1 FARMLAND | 5,250 |
| | | | | 100% Alberta School Foundation Fund | |
| 9186015 | 9310088 3 | SW-29-24-26-4 | 9.90 Acres | Portion WEST of Canal | |
| | | 244011 RGE RD 265 | | | |
| | F | LAND & IMPROVEMENTS | T | 1 FARMLAND | 1,610 |
| | R | | T | 103 RESIDENTIAL LAND & IMPROVEMENTS | 255,500 |
| | | | | Taxable Total: | 257,110 |
| | R | | E | 901 RURAL RESIDENCE EXEMPTION (RAP) | 41,200 |
| | | | | 100% Alberta School Foundation Fund | |
| | | | | Totals: | 298,310 |



2020 Assessment Roll (Valuation Date 1-July, 2020) 2021 Taxation Year, Wheatland County

Assessment Year: 2020
Tax Year: 2021

| Roll | Legal Address | Total |
|---------|---|------------------------|
| 9186020 | 9310087 1 SW-29-24-26-4 3.00 Acres NW Corner West of Spillway | |
| | F LAND T 1 FARMLAND 100% Alberta School Foundation Fund Taxable Total: | 640 |
| 9186050 | 9312467 4 SW-29-24-26-4 3.00 Acres Southeast Corner | |
| | F LAND T 1 FARMLAND 100% Alberta School Foundation Fund Taxable Total: | 640 |
| 9187000 | NE-30-24-26-4 80.00 Acres LS 9 & 10 | |
| | F LAND T 1 FARMLAND 100% Alberta School Foundation Fund Taxable Total: | 18,130 |
| 9188000 | NE-30-24-26-4 75.40 Acres 244074 RGE RD 265 LSD 15 & 16 | |
| | F LAND & IMPROVEMENTS T 1 FARMLAND | 7,310 |
| | R T 103 RESIDENTIAL LAND & IMPROVEMENTS | 401,090 |
| | | Taxable Total: 408,400 |
| | R E 901 RURAL RESIDENCE EXEMPTION (RAP) | 7,310 |
| | R E 903 FARM BUILDING EXEMPT | 26,930 |
| | 100% Alberta School Foundation Fund Exempt Total: | 34,240 |
| | Totals: | 442,640 |
| 9189000 | NW-30-24-26-4 112.78 Acres 244071 RGE RD 270 LS 12, 13 & 14 | |
| | F LAND & IMPROVEMENTS T 1 FARMLAND | 30,300 |
| | R T 103 RESIDENTIAL LAND & IMPROVEMENTS | 616,460 |
| | | Taxable Total: 646,760 |
| | R E 901 RURAL RESIDENCE EXEMPTION (RAP) | 61,540 |
| | 100% Alberta School Foundation Fund Totals: | 708,300 |
| 9189010 | 1311301 1 1 NW-30-24-26-4 7.22 Acres 244043 RGE RD 270 SW Corner LSD 12 | |
| | F LAND & IMPROVEMENTS T 1 FARMLAND | 950 |
| | R T 103 RESIDENTIAL LAND & IMPROVEMENTS | 715,750 |
| | | Taxable Total: 716,700 |
| | R E 901 RURAL RESIDENCE EXEMPTION (RAP) | 950 |
| | 100% Alberta School Foundation Fund Totals: | 717,650 |
| 9190000 | NW-30-24-26-4 40.00 Acres LS 11 | |



2020 Assessment Roll (Valuation Date 1-July, 2020) 2021 Taxation Year, Wheatland County

Assessment Year: 2020
Tax Year: 2021

| Roll | Legal Address | | | | | Taxable Total: | Total |
|---------|---------------|---------------|-------------|--|---|-------------------------------|--------|
| | F | LAND | | | T 1 FARMLAND 100% Alberta School Foundation Fund | | 10,510 |
| 9191000 | SE-30-24-26-4 | 97.96 Acres | | | | South of Canal | |
| | F | LAND | | | T 1 FARMLAND 100% Alberta School Foundation Fund | Taxable Total: | 28,830 |
| 9191010 | 9312370 2 | SE-30-24-26-4 | 50.14 Acres | | | North of Canal | |
| | F | LAND | | | T 1 FARMLAND 100% Alberta School Foundation Fund | Taxable Total: | 12,380 |
| 9191020 | 9312370 1 | SE-30-24-26-4 | 3.00 Acres | | | North of Canal on East Side | |
| | F | LAND | | | T 1 FARMLAND 100% Alberta School Foundation Fund | Taxable Total: | 640 |
| 9191030 | 9610166 3 | SE-30-24-26-4 | 3.00 Acres | | | Just South of Canal on E Side | |
| | F | LAND | | | T 1 FARMLAND 100% Alberta School Foundation Fund | Taxable Total: | 640 |
| 9192000 | SW-30-24-26-4 | 120.97 Acres | | | | Southeast of Canal | |
| | F | LAND | | | T 1 FARMLAND 100% Alberta School Foundation Fund | Taxable Total: | 34,510 |
| 9192010 | 9312622 2 | SW-30-24-26-4 | 22.72 Acres | | | Northwest of Canal | |
| | F | LAND | | | T 1 FARMLAND 100% Alberta School Foundation Fund | Taxable Total: | 5,550 |
| 9192020 | 9312622 1 | SW-30-24-26-4 | 3.00 Acres | | | Northwest Corner | |
| | F | LAND | | | T 1 FARMLAND 100% Alberta School Foundation Fund | Taxable Total: | 640 |
| 9192030 | 9610164 3 | SW-30-24-26-4 | 5.60 Acres | | | Southwest Corner | |
| | F | LAND | | | T 1 FARMLAND 100% Alberta School Foundation Fund | Taxable Total: | 1,210 |



2020 Assessment Roll (Valuation Date 1-July, 2020) 2021 Taxation Year, Wheatland County

Assessment Year: 2020
Tax Year: 2021

| Roll | Legal Address | | | | Total |
|---------|-------------------------|--------------|--|----------------|---------|
| 9193000 | NE-31-24-26-4 | 106.40 Acres | West Portion | | |
| | F LAND | | T 1 FARMLAND | Taxable Total: | 28,130 |
| | | | 100% Alberta School Foundation Fund | | |
| 9193010 | 9312376 2 NE-31-24-26-4 | 41.66 Acres | East of Canal | | |
| | F LAND | | T 1 FARMLAND | Taxable Total: | 11,260 |
| | | | 100% Alberta School Foundation Fund | | |
| 9193020 | 9312376 1 NE-31-24-26-4 | 3.00 Acres | Southeast Corner | | |
| | F LAND | | T 1 FARMLAND | Taxable Total: | 640 |
| | | | 100% Alberta School Foundation Fund | | |
| 9193030 | 9610167 3 NE-31-24-26-4 | 3.00 Acres | Northwest of Canal | | |
| | F LAND | | T 1 FARMLAND | Taxable Total: | 580 |
| | | | 100% Alberta School Foundation Fund | | |
| 9194000 | NW-31-24-26-4 | 157.00 Acres | | | |
| | F LAND | | T 1 FARMLAND | Taxable Total: | 44,840 |
| | | | 100% Alberta School Foundation Fund | | |
| 9194010 | 9312366 1 NW-31-24-26-4 | 3.00 Acres | Southwest Corner | | |
| | F LAND | | T 1 FARMLAND | Taxable Total: | 620 |
| | | | 100% Alberta School Foundation Fund | | |
| 9195000 | SE-31-24-26-4 | 149.10 Acres | K&K Livestock Co. | | |
| | 245022 RGE RD 265 | | | | |
| | F LAND & IMPROVEMENTS | | T 1 FARMLAND | | 28,440 |
| | R | | T 103 RESIDENTIAL LAND & IMPROVEMENTS | | 278,360 |
| | NR | | T 105 NON-RESEIDENTIAL LAND & IMPROVEMENTS | | 153,730 |
| | | | Taxable Total: | | 460,530 |
| | R | | E 901 RURAL RESIDENCE EXEMPTION (RAP) | | 61,540 |
| | R | | E 903 FARM BUILDING EXEMPT | | 53,920 |
| | | | 100% Alberta School Foundation Fund | Exempt Total: | 115,460 |
| | | | | Totals: | 575,990 |
| 9195010 | 9411730 1 SE-31-24-26-4 | 3.00 Acres | NORTHEAST CORNER | | |
| | 245042 RGE RD 265 | | | | |



2020 Assessment Roll (Valuation Date 1-July, 2020) 2021 Taxation Year, Wheatland County

Assessment Year: 2020
Tax Year: 2021

| Roll | Legal Address | | | | | | Total |
|---------|-------------------------|---------------------|---|-----|-------------------------------------|--------------------------------|---------|
| | R | LAND & IMPROVEMENTS | T | 103 | RESIDENTIAL LAND & IMPROVEMENTS | Taxable Total: | 358,300 |
| | | | | | 100% Alberta School Foundation Fund | | |
| 9196000 | SW-31-24-26-4 | 120.00 Acres | | | | LSD 3, 5 & 6 | |
| | F | LAND | T | 1 | FARMLAND | Taxable Total: | 34,300 |
| | | | | | 100% Alberta School Foundation Fund | | |
| 9197000 | SW-31-24-26-4 | 40.00 Acres | | | | LDS 4 | |
| | F | LAND | T | 1 | FARMLAND | Taxable Total: | 10,550 |
| | | | | | 100% Alberta School Foundation Fund | | |
| 9198000 | NE-32-24-26-4 | 157.76 Acres | | | | | |
| | F | LAND | T | 1 | FARMLAND | Taxable Total: | 27,230 |
| | | | | | 100% Alberta School Foundation Fund | | |
| 9198010 | NE-32-24-26-4 | 2.24 Acres | | | | West of Northeast Corner | |
| | | 264003 TWP RD 250 | | | | | |
| | R | LAND & IMPROVEMENTS | T | 103 | RESIDENTIAL LAND & IMPROVEMENTS | | 445,100 |
| | R | | E | 903 | FARM BUILDING EXEMPT | | 19,750 |
| | | | | | 100% Alberta School Foundation Fund | Totals: | 464,850 |
| 9199000 | NW-32-24-26-4 | 160.00 Acres | | | | | |
| | F | LAND | T | 1 | FARMLAND | Taxable Total: | 31,220 |
| | | | | | 100% Alberta School Foundation Fund | | |
| 9200000 | SE-32-24-26-4 | 125.80 Acres | | | | North of Canal | |
| | F | LAND | T | 1 | FARMLAND | Taxable Total: | 29,400 |
| | | | | | 100% Alberta School Foundation Fund | | |
| 9200010 | 9112081 1 SE-32-24-26-4 | 2.89 Acres | | | | North of Canal Southeast Cornr | |
| | | 245012 RGE RD 264 | | | | | |
| | R | LAND & IMPROVEMENTS | T | 103 | RESIDENTIAL LAND & IMPROVEMENTS | Taxable Total: | 435,200 |
| | | | | | 100% Alberta School Foundation Fund | | |
| 9201000 | SE-32-24-26-4 | 22.60 Acres | | | | South of Canal | |
| | F | LAND | T | 1 | FARMLAND | Taxable Total: | 5,520 |
| | | | | | 100% Alberta School Foundation Fund | | |



2020 Assessment Roll (Valuation Date 1-July, 2020) 2021 Taxation Year, Wheatland County

Assessment Year: 2020
Tax Year: 2021

| Roll | Legal Address | | | | | | Total |
|---------|---------------|--------------------------|--|-----|-------------------------------------|----------------|---------|
| 9202000 | SE-32-24-26-4 | 2.84 Acres | Southeast Corner Lyalta Gravel Stock Pile Site | | | | |
| | NR | LAND | E | 152 | MUNI GRAVEL OPERATION- EXEMPT | Exempt Total: | 165,920 |
| | | | | | 100% Alberta School Foundation Fund | | |
| 9203000 | SW-32-24-26-4 | 160.00 Acres | | | | | |
| | F | LAND | T | 1 | FARMLAND | Taxable Total: | 35,580 |
| | | | | | 100% Alberta School Foundation Fund | | |
| 9204000 | NE-33-24-26-4 | 157.00 Acres | | | | | |
| | F | LAND | T | 1 | FARMLAND | Taxable Total: | 40,720 |
| | | | | | 100% Alberta School Foundation Fund | | |
| 9204010 | 9312375 1 | NE-33-24-26-4 3.00 Acres | Northeast Corner | | | | |
| | F | LAND | T | 1 | FARMLAND | Taxable Total: | 660 |
| | | | | | 100% Alberta School Foundation Fund | | |
| 9205000 | NW-33-24-26-4 | 80.00 Acres | East Half | | | | |
| | F | LAND | T | 1 | FARMLAND | Taxable Total: | 16,290 |
| | | | | | 100% Alberta School Foundation Fund | | |
| 9206000 | NW-33-24-26-4 | 80.00 Acres | West Half | | | | |
| | F | LAND | T | 1 | FARMLAND | Taxable Total: | 21,260 |
| | | | | | 100% Alberta School Foundation Fund | | |
| 9207000 | SE-33-24-26-4 | 160.00 Acres | | | | | |
| | F | LAND | T | 1 | FARMLAND | Taxable Total: | 38,700 |
| | | | | | 100% Alberta School Foundation Fund | | |
| 9208000 | SW-33-24-26-4 | 114.10 Acres | LSD 3, 4 & 6 | | | | |
| | F | LAND | T | 1 | FARMLAND | Taxable Total: | 31,720 |
| | | | | | 100% Alberta School Foundation Fund | | |
| 9208010 | SW-33-24-26-4 | 2.64 Acres | Southwest Side | | | | |
| | | 245013 RGE RD 264 | | | | | |
| | R | LAND & IMPROVEMENTS | T | 103 | RESIDENTIAL LAND & IMPROVEMENTS | Taxable Total: | 530,800 |



2020 Assessment Roll (Valuation Date 1-July, 2020) 2021 Taxation Year, Wheatland County

Assessment Year: 2020
Tax Year: 2021

| Roll | Legal Address | | | | | | Total |
|---------|---------------------------|---------------------|-------------------------------------|-----|---------------------------------|----------------|---------|
| 9209000 | SW-33-24-26-4 | 39.50 Acres | 100% The Golden Hills Reg. Div. 15 | | | | |
| | | | LSD 5 | | | | |
| | F | LAND | T | 1 | FARMLAND | Taxable Total: | 9,850 |
| | | | 100% Alberta School Foundation Fund | | | | |
| 9210000 | NE-34-24-26-4 | 160.00 Acres | | | | | |
| | F | LAND | T | 1 | FARMLAND | Taxable Total: | 41,010 |
| | | | 100% Alberta School Foundation Fund | | | | |
| 9211000 | NW-34-24-26-4 | 140.69 Acres | | | | | |
| | F | LAND | T | 1 | FARMLAND | Taxable Total: | 30,020 |
| | | | 100% Alberta School Foundation Fund | | | | |
| 9211010 | 1112317 1 1 NW-34-24-26-4 | 4.00 Acres | NE CORNER LSD 13 | | | | |
| | 262069 TWP RD 250 | | | | | | |
| | R | LAND & IMPROVEMENTS | T | 103 | RESIDENTIAL LAND & IMPROVEMENTS | Taxable Total: | 443,600 |
| | | | 100% Alberta School Foundation Fund | | | | |
| 9211020 | 1811387 2 1 NW-34-24-26-4 | 15.31 Acres | NW CORNER | | | | |
| | 245079 RGE RD 263 | | | | | | |
| | F | LAND & IMPROVEMENTS | T | 1 | FARMLAND | | 3,490 |
| | R | | T | 103 | RESIDENTIAL LAND & IMPROVEMENTS | | 368,570 |
| | | | Taxable Total: | | | | 372,060 |
| | R | | E | 901 | RURAL RESIDENCE EXEMPTION (RAP) | | 37,980 |
| | R | | E | 903 | FARM BUILDING EXEMPT | | 33,300 |
| | | | 100% Alberta School Foundation Fund | | | | |
| | | | Exempt Total: | | | | 71,280 |
| | | | Totals: | | | | 443,340 |
| 9212000 | SE-34-24-26-4 | 160.00 Acres | | | | | |
| | F | LAND | T | 1 | FARMLAND | Taxable Total: | 43,230 |
| | | | 50% The Golden Hills Reg. Div. 15 | | | | |
| | | | 50% Christ The Redeemer Reg. 3 | | | | |
| 9213000 | SW-34-24-26-4 | 160.00 Acres | | | | | |
| | F | LAND | T | 1 | FARMLAND | Taxable Total: | 41,880 |
| | | | 50% The Golden Hills Reg. Div. 15 | | | | |
| | | | 50% Christ The Redeemer Reg. 3 | | | | |



2020 Assessment Roll (Valuation Date 1-July, 2020) 2021 Taxation Year, Wheatland County

Assessment Year: 2020
Tax Year: 2021

| Roll | Legal Address | | | | | | Total |
|---------|---------------|----------------------------|---|-----|--------------------------------------|----------------|-----------|
| 9214000 | NE-35-24-26-4 | 155.79 Acres | | | | | |
| | F | LAND | T | 1 | FARMLAND | Taxable Total: | 42,720 |
| | | | | | 100% Alberta School Foundation Fund | | |
| 9214010 | 9111063 1 | NE-35-24-26-4 2.75 Acres | | | | | |
| | F | LAND | T | 1 | FARMLAND | Taxable Total: | 610 |
| | | | | | 100% Alberta School Foundation Fund | | |
| 9215000 | NW-35-24-26-4 | 157.00 Acres | | | | | |
| | F | LAND | T | 1 | FARMLAND | Taxable Total: | 38,960 |
| | | | | | 100% Alberta School Foundation Fund | | |
| 9215010 | 9312368 1 | NW-35-24-26-4 3.00 Acres | | | | | |
| | F | LAND | T | 1 | FARMLAND | Taxable Total: | 660 |
| | | | | | 100% Alberta School Foundation Fund | | |
| 9216000 | 1210197 2 2 | SE-35-24-26-4 106.32 Acres | | | | | |
| | | 245024 RGE RD 261 | | | | | |
| | F | LAND & IMPROVEMENTS | T | 1 | FARMLAND | | 24,430 |
| | R | | T | 103 | RESIDENTIAL LAND & IMPROVEMENTS | | 460,250 |
| | NR | | T | 105 | NON-RESEIDENTIAL LAND & IMPROVEMENTS | | 483,200 |
| | | | | | Taxable Total: | | 967,880 |
| | R | | E | 901 | RURAL RESIDENCE EXEMPTION (RAP) | | 24,430 |
| | R | | E | 903 | FARM BUILDING EXEMPT | | 281,790 |
| | | | | | 100% Alberta School Foundation Fund | Exempt Total: | 306,220 |
| | | | | | Totals: | | 1,274,100 |
| 9216005 | 1210197 2 1 | SE-35-24-26-4 10.54 Acres | | | | | |
| | | 245034 RGE RD 261 | | | | | |
| | F | LAND & IMPROVEMENTS | T | 1 | FARMLAND | | 1,530 |
| | R | | T | 103 | RESIDENTIAL LAND & IMPROVEMENTS | | 797,470 |
| | | | | | Taxable Total: | | 799,000 |
| | R | | E | 901 | RURAL RESIDENCE EXEMPTION (RAP) | | 1,530 |
| | R | | E | 903 | FARM BUILDING EXEMPT | | 9,850 |
| | | | | | 100% Alberta School Foundation Fund | Exempt Total: | 11,380 |
| | | | | | Totals: | | 810,380 |
| 9216010 | 9111064 2 | SE-35-24-26-4 2.75 Acres | | | | | |
| | | | | | | | |



2020 Assessment Roll (Valuation Date 1-July, 2020) 2021 Taxation Year, Wheatland County

Assessment Year: 2020
Tax Year: 2021

| Roll | Legal Address | | | | | Total |
|---------|-------------------------------------|---------------------|-------------|--------------------------------|---------------------------------|-----------------------|
| 9216020 | F | LAND | T | 1 | FARMLAND | Taxable Total: 280 |
| | 100% Alberta School Foundation Fund | | | | | |
| | 0715715 1 3 | SE-35-24-26-4 | 40.00 Acres | SOUTH HALF OF LSD 1 & 2 | | |
| 9217000 | F | LAND | T | 1 | FARMLAND | Taxable Total: 10,170 |
| | 100% The Golden Hills Reg. Div. 15 | | | | | |
| | SW-35-24-26-4 | 155.50 Acres | | | | |
| 9217010 | F | LAND | T | 1 | FARMLAND | Taxable Total: 42,460 |
| | 100% Alberta School Foundation Fund | | | | | |
| | 9610163 1 | SW-35-24-26-4 | 3.00 Acres | Northwest Corner | | |
| 9218000 | F | LAND | T | 1 | FARMLAND | Taxable Total: 470 |
| | 100% Alberta School Foundation Fund | | | | | |
| | 0813570 1 2 | NE-36-24-26-4 | 71.17 Acres | LSD 9 & 16 | | |
| 9218010 | F | LAND & IMPROVEMENTS | T | 1 | FARMLAND | 14,230 |
| | R | | T | 103 | RESIDENTIAL LAND & IMPROVEMENTS | 216,250 |
| | | | | | Taxable Total: | 230,480 |
| | R | | E | 903 | FARM BUILDING EXEMPT | 40,250 |
| | | | | 100% | Alberta School Foundation Fund | Totals: 270,730 |
| | 0813570 1 1 | NE-36-24-26-4 | 8.55 Acres | NW CORNER LSD 16 | | |
| | 260015 TWP RD 250 | | | | | |
| 9219000 | F | LAND & IMPROVEMENTS | T | 1 | FARMLAND | 1,150 |
| | R | | T | 103 | RESIDENTIAL LAND & IMPROVEMENTS | 375,350 |
| | | | | | Taxable Total: | 376,500 |
| | R | | E | 901 | RURAL RESIDENCE EXEMPTION (RAP) | 1,150 |
| | R | | E | 903 | FARM BUILDING EXEMPT | 26,560 |
| | | | 100% | Alberta School Foundation Fund | Exempt Total: 27,710 | |
| | | | | | Totals: 404,210 | |
| 9219000 | NE-36-24-26-4 | 79.61 Acres | LSD 10 & 15 | | | |
| | 260027 TWP RD 250 | | | | | |
| 9219000 | F | LAND & IMPROVEMENTS | T | 1 | FARMLAND | 21,570 |
| | R | | T | 103 | RESIDENTIAL LAND & IMPROVEMENTS | 552,900 |
| | | | | | Taxable Total: | 574,470 |
| | R | | E | 901 | RURAL RESIDENCE EXEMPTION (RAP) | 21,570 |
| | R | | E | 903 | FARM BUILDING EXEMPT | 20,430 |



2020 Assessment Roll (Valuation Date 1-July, 2020) 2021 Taxation Year, Wheatland County

Assessment Year: 2020
Tax Year: 2021

| Roll | Legal Address | | | | Total |
|---------|--------------------|---------------------------|-------------------------------------|---------------------------------|---------|
| | | | 100% Alberta School Foundation Fund | Exempt Total: | 42,000 |
| | | | | Totals: | 616,470 |
| 9220000 | NW-36-24-26-4 | 66.95 Acres | | LSD 13 & 14 W OF CANAL | |
| | 245069A RGE RD 261 | | | | |
| | F | LAND & IMPROVEMENTS | T 1 | FARMLAND | 15,690 |
| | R | | T 103 | RESIDENTIAL LAND & IMPROVEMENTS | 376,270 |
| | | | | Taxable Total: | 391,960 |
| | R | | E 901 | RURAL RESIDENCE EXEMPTION (RAP) | 16,530 |
| | | | 100% Christ The Redeemer Reg. 3 | Totals: | 408,490 |
| 9220010 | 0912142 1 1 | NW-36-24-26-4 7.23 Acres | | PART LSD 14 E OF CANAL | |
| | F | LAND | T 1 | FARMLAND | 840 |
| | | | 100% Christ The Redeemer Reg. 3 | Taxable Total: | |
| 9221000 | NW-36-24-26-4 | 73.15 Acres | | LSD 11 & 12 | |
| | 245045 RGE RD 261 | | | | |
| | F | LAND & IMPROVEMENTS | T 1 | FARMLAND | 17,570 |
| | R | | T 103 | RESIDENTIAL LAND & IMPROVEMENTS | 876,270 |
| | | | | Taxable Total: | 893,840 |
| | R | | E 901 | RURAL RESIDENCE EXEMPTION (RAP) | 28,630 |
| | | | 100% Alberta School Foundation Fund | Totals: | 922,470 |
| 9222000 | SE-36-24-26-4 | 160.00 Acres | | | |
| | F | LAND | T 1 | FARMLAND | 43,580 |
| | | | 100% Alberta School Foundation Fund | Taxable Total: | |
| 9223000 | SW-36-24-26-4 | 134.98 Acres | | | |
| | F | LAND | T 1 | FARMLAND | 34,910 |
| | | | 100% Alberta School Foundation Fund | Taxable Total: | |
| 9223100 | IRR253 RW RW 24 | SW-36-24-26-4 35.70 Acres | | Canal ROW; 24.5aSW & 11.2aNW | |
| | NR | LAND | E 167 | WESTERN IRRIGATION DIST EXEMPT | 252,870 |
| | | | 100% Alberta School Foundation Fund | Exempt Total: | |
| 9224000 | 2279AD 2 | SW-2-24-26-4 0.40 Acres | | LOT'S(1&2&8-10)NOT REGISTERED | |
| | R | LAND | T 104 | RESIDENTIAL VACANT LAND | 23,300 |
| | | | 100% Alberta School Foundation Fund | Taxable Total: | |



2020 Assessment Roll (Valuation Date 1-July, 2020) 2021 Taxation Year, Wheatland County

Assessment Year: 2020
Tax Year: 2021

| Roll | Legal Address | | | | | | Total |
|---------|----------------|---------------------|-----------------|------------------------------|---|--|------------------------|
| 9225000 | SW-2-24-26-4 | 3,250 Sq. Feet | | PL-2279AD;2;3;Not Registered | | | |
| | R | LAND | | T | 104 | RESIDENTIAL VACANT LAND 100% Alberta School Foundation Fund | Taxable Total: 7,300 |
| 9226000 | 2279AD 2 4-6 | SW-2-24-26-4 | 9,750 Sq. Feet | | | | |
| | R | LAND | | T | 104 | RESIDENTIAL VACANT LAND 100% Alberta School Foundation Fund | Taxable Total: 14,300 |
| 9229000 | 2279AD 2 7 | SW-2-24-26-4 | 3,250 Sq. Feet | | | | |
| | R | LAND | | T | 104 | RESIDENTIAL VACANT LAND 100% Alberta School Foundation Fund | Taxable Total: 9,800 |
| 9231000 | 6003JK 3 1 | SW-2-24-26-4 | 0.39 Acres | | Cheadle Ball Diamond | | |
| | 113 COUSIN ST | | | | | | |
| | NR | LAND | | E | 165 | CHARITABLE & WELFARE EXEMPT 100% Alberta School Foundation Fund | Exempt Total: 13,120 |
| 9232000 | 6003JK 3 2 | SW-2-24-26-4 | 1.93 Acres | | CHEADLE HALL & BALL DIAMONDS Cheadle Hall & Ball Diamonds | | |
| | 10 MALONE AVE | | | | | | |
| | NR | LAND & IMPROVEMENTS | | E | 165 | CHARITABLE & WELFARE EXEMPT 100% Alberta School Foundation Fund | Exempt Total: 563,260 |
| 9234000 | 2279AD 3 17-24 | SW-2-24-26-4 | 23,988 Sq. Feet | | | | |
| | 6 MALONE AVE | | | | | | |
| | R | LAND & IMPROVEMENTS | | T | 103 | RESIDENTIAL LAND & IMPROVEMENTS 100% Christ The Redeemer Reg. 3 | Taxable Total: 337,800 |
| 9240000 | 7762GF 4 13 | SW-2-24-26-4 | 18,000 Sq. Feet | | | | |
| | 100 COUSIN ST | | | | | | |
| | R | LAND & IMPROVEMENTS | | T | 103 | RESIDENTIAL LAND & IMPROVEMENTS 100% Alberta School Foundation Fund | Taxable Total: 277,700 |
| 9241000 | 0212855 7 39 | SW-2-24-26-4 | 0.79 Acres | | | | |
| | 104 COUSIN ST | | | | | | |
| | R | LAND & IMPROVEMENTS | | T | 103 | RESIDENTIAL LAND & IMPROVEMENTS 100% Alberta School Foundation Fund | Taxable Total: 412,100 |
| 9241010 | 0514397 7 41 | SW-2-24-26-4 | 0.58 Acres | | | | |
| | 108 COUSIN ST | | | | | | |
| | R | LAND & IMPROVEMENTS | | T | 103 | RESIDENTIAL LAND & IMPROVEMENTS | Taxable Total: 432,100 |



2020 Assessment Roll (Valuation Date 1-July, 2020) 2021 Taxation Year, Wheatland County

Assessment Year: 2020
Tax Year: 2021

| Roll | Legal Address | Total |
|-------------------------------------|---|---------|
| 100% Alberta School Foundation Fund | | |
| 9241020 | 0514397 7 42 SW-2-24-26-4 0.58 Acres 112 COUSIN ST | |
| R | LAND & IMPROVEMENTS | |
| T 103 | RESIDENTIAL LAND & IMPROVEMENTS Taxable Total: | 452,900 |
| 100% Alberta School Foundation Fund | | |
| 9241030 | 0514397 7 43 SW-2-24-26-4 0.58 Acres 116 COUSIN ST | |
| R | LAND | |
| T 104 | RESIDENTIAL VACANT LAND Taxable Total: | 71,800 |
| 100% Alberta School Foundation Fund | | |
| 9241040 | 0514397 7 44 SW-2-24-26-4 0.58 Acres 120 COUSIN ST | |
| R | LAND & IMPROVEMENTS | 71,800 |
| R | | 16,040 |
| T 103 | RESIDENTIAL LAND & IMPROVEMENTS | |
| E 903 | FARM BUILDING EXEMPT | |
| 100% Alberta School Foundation Fund | | |
| Totals: | | 87,840 |
| 9242000 | 754N A SE-3-24-26-4 699 Sq. Feet | |
| NR | LAND | |
| E 160 | TAX RECOVERY EXEMPT | |
| 100% Alberta School Foundation Fund | | |
| Exempt Total: | | 7,680 |
| 9243000 | 754N B 1-5 SE-3-24-26-4 16,543 Sq. Feet 199 RAILWAY AVE | |
| R | LAND & IMPROVEMENTS | |
| T 103 | RESIDENTIAL LAND & IMPROVEMENTS Taxable Total: | 339,100 |
| 100% Alberta School Foundation Fund | | |
| 9248000 | 754N B 6-11 SE-3-24-26-4 19,851 Sq. Feet 107 RAILWAY AVE | |
| R | LAND & IMPROVEMENTS | |
| T 103 | RESIDENTIAL LAND & IMPROVEMENTS Taxable Total: | 251,100 |
| 100% The Golden Hills Reg. Div. 15 | | |
| 9252000 | 754N B 12 SE-3-24-26-4 8,565 Sq. Feet | |
| NR | LAND | |
| E 160 | TAX RECOVERY EXEMPT | |
| 100% Alberta School Foundation Fund | | |
| Exempt Total: | | 43,430 |
| 9256000 | 754N B 21-25 SE-3-24-26-4 33,899 Sq. Feet 109 STYL ST | |
| R | LAND & IMPROVEMENTS | |
| T 103 | RESIDENTIAL LAND & IMPROVEMENTS Taxable Total: | 447,700 |
| 100% Alberta School Foundation Fund | | |



2020 Assessment Roll (Valuation Date 1-July, 2020) 2021 Taxation Year, Wheatland County

Assessment Year: 2020
Tax Year: 2021

| Roll | Legal Address | Total |
|---------|---|---|
| 9259000 | 754N C 1-4 SE-3-24-26-4 12,132 Sq. Feet 213 RAILWAY AVE | 16.97 Feet of Lot 4 |
| | R LAND & IMPROVEMENTS | T 103 RESIDENTIAL LAND & IMPROVEMENTS Taxable Total: 311,800 100% Alberta School Foundation Fund |
| 9260000 | 754N C 4-8 SE-3-24-26-4 12,130 Sq. Feet 209 RAILWAY AVE | 8.48' of Lot 4 & 8.48' Lot 8 Maggie & Company Inc. Book Keeping |
| | R LAND & IMPROVEMENTS | T 103 RESIDENTIAL LAND & IMPROVEMENTS 281,620 |
| | NR | T 105 NON-RESEIDENTIAL LAND & IMPROVEMENTS 13,580 |
| | | 100% The Golden Hills Reg. Div. 15 Taxable Total: 295,200 |
| 9261000 | 754N C 8-11 SE-3-24-26-4 12,132 Sq. Feet 205 RAILWAY AVE | 16.97' of Lot 8 |
| | R LAND & IMPROVEMENTS | T 103 RESIDENTIAL LAND & IMPROVEMENTS Taxable Total: 311,700 100% Alberta School Foundation Fund |
| 9262000 | 754N C 12,13 SE-3-24-26-4 13,000 Sq. Feet 108 STYL ST | |
| | R LAND & IMPROVEMENTS | T 103 RESIDENTIAL LAND & IMPROVEMENTS Taxable Total: 352,300 100% Alberta School Foundation Fund |
| 9263000 | 754N C 14,15 SE-3-24-26-4 13,000 Sq. Feet 104 STYL ST | |
| | R LAND & IMPROVEMENTS | T 103 RESIDENTIAL LAND & IMPROVEMENTS Taxable Total: 351,300 100% Alberta School Foundation Fund |
| 9265000 | 754N C 16-18 SE-3-24-26-4 19,500 Sq. Feet 100 HENDRY AVE | |
| | R LAND & IMPROVEMENTS | T 103 RESIDENTIAL LAND & IMPROVEMENTS Taxable Total: 348,100 100% Alberta School Foundation Fund |
| 9267000 | 754N C 19-21 SE-3-24-26-4 19,500 Sq. Feet 101 MAIN ST | |
| | R LAND & IMPROVEMENTS | T 103 RESIDENTIAL LAND & IMPROVEMENTS Taxable Total: 398,800 100% Alberta School Foundation Fund |
| 9270000 | 754N C 22,23 SE-3-24-26-4 13,000 Sq. Feet 105 MAIN ST | |
| | R LAND & IMPROVEMENTS | T 103 RESIDENTIAL LAND & IMPROVEMENTS Taxable Total: 303,100 100% Alberta School Foundation Fund |
| 9271000 | 754N C 24,25 SE-3-24-26-4 13,000 Sq. Feet 109 MAIN ST | |



2020 Assessment Roll (Valuation Date 1-July, 2020) 2021 Taxation Year, Wheatland County

Assessment Year: 2020
Tax Year: 2021

| Roll | Legal Address | Total |
|---------|---|---------|
| | R LAND & IMPROVEMENTS T 103 RESIDENTIAL LAND & IMPROVEMENTS Taxable Total: 100% Alberta School Foundation Fund | 380,600 |
| 9272000 | 754N D,K SE-3-24-26-4 6.62 Acres | |
| | R LAND T 104 RESIDENTIAL VACANT LAND Taxable Total: 100% Alberta School Foundation Fund | 226,500 |
| 9273000 | 754N E 1-4 SE-3-24-26-4 12,132 Sq. Feet 113 VALOR ST 16.97' OF LOT 4 | |
| | R LAND & IMPROVEMENTS T 103 RESIDENTIAL LAND & IMPROVEMENTS Taxable Total: 100% Alberta School Foundation Fund | 323,500 |
| 9274000 | 754N E 4-8 SE-3-24-26-4 12,130 Sq. Feet 305 RAILWAY AVE 8.48' OF LOT 4 & 8.48' OF LOT 8 | |
| | R LAND & IMPROVEMENTS T 103 RESIDENTIAL LAND & IMPROVEMENTS Taxable Total: 100% Alberta School Foundation Fund | 322,200 |
| 9275000 | 754N E 8-11 SE-3-24-26-4 12,132 Sq. Feet 301 RAILWAY AVE 16.97' OF LOT 8 | |
| | R LAND & IMPROVEMENTS T 103 RESIDENTIAL LAND & IMPROVEMENTS Taxable Total: 100% Alberta School Foundation Fund | 285,700 |
| 9276000 | 754N E 12,13 SE-3-24-26-4 13,000 Sq. Feet 108 MAIN ST | |
| | R LAND & IMPROVEMENTS T 103 RESIDENTIAL LAND & IMPROVEMENTS Taxable Total: 100% Alberta School Foundation Fund | 253,000 |
| 9277000 | 754N E 14,15 SE-3-24-26-4 13,000 Sq. Feet 104 MAIN ST | |
| | R LAND & IMPROVEMENTS T 103 RESIDENTIAL LAND & IMPROVEMENTS Taxable Total: 100% Alberta School Foundation Fund | 257,400 |
| 9278000 | 754N E 16-18 SE-3-24-26-4 19,500 Sq. Feet 100 MAIN ST | |
| | R LAND & IMPROVEMENTS T 103 RESIDENTIAL LAND & IMPROVEMENTS Taxable Total: 100% Alberta School Foundation Fund | 506,600 |
| 9281000 | 754N F 1,2 SE-3-24-26-4 13,000 Sq. Feet 201 HENDRY AVE | |
| | R LAND & IMPROVEMENTS T 103 RESIDENTIAL LAND & IMPROVEMENTS Taxable Total: 100% Alberta School Foundation Fund | 532,100 |



2020 Assessment Roll (Valuation Date 1-July, 2020) 2021 Taxation Year, Wheatland County

Assessment Year: 2020
Tax Year: 2021

| Roll | Legal Address | Total |
|---------|---|--|
| 9283000 | 8310538 1MR SE-3-24-26-4 1.10 Acres 205 HENDRY AVE NR LAND & IMPROVEMENTS E 155 WHEATLAND COUNTY EXEMPT 100% Alberta School Foundation Fund | Cheadle Park & Outdoor Rink Exempt Total: 155,880 |
| 9284000 | 8310538 2 SE-3-24-26-4 1.04 Acres 109 VALOR ST R LAND & IMPROVEMENTS | T 103 RESIDENTIAL LAND & IMPROVEMENTS Taxable Total: 307,300 100% Alberta School Foundation Fund |
| 9285000 | 8310538 3 SE-3-24-26-4 1.37 Acres 104 VALOR ST R LAND & IMPROVEMENTS NR | Carnivals For Kids at Heart- Rentals T 103 RESIDENTIAL LAND & IMPROVEMENTS 407,100 T 105 NON-RESEIDENTIAL LAND & IMPROVEMENTS 91,470 100% Alberta School Foundation Fund Taxable Total: 498,570 |
| 9286000 | 9911548 10 8 SE-3-24-26-4 0.46 Acres 200 RAILWAY AVE R LAND & IMPROVEMENTS | T 103 RESIDENTIAL LAND & IMPROVEMENTS Taxable Total: 450,200 100% The Golden Hills Reg. Div. 15 |
| 9286010 | 9911548 10 9 SE-3-24-26-4 0.46 Acres 204 RAILWAY AVE R LAND & IMPROVEMENTS | T 103 RESIDENTIAL LAND & IMPROVEMENTS Taxable Total: 381,000 100% Alberta School Foundation Fund |
| 9287000 | 9911548 10 10 SE-3-24-26-4 0.46 Acres 208 RAILWAY AVE R LAND & IMPROVEMENTS | T 103 RESIDENTIAL LAND & IMPROVEMENTS Taxable Total: 483,000 100% Alberta School Foundation Fund |
| 9287010 | 9911548 10 11 SE-3-24-26-4 0.46 Acres 212 RAILWAY AVE R LAND & IMPROVEMENTS | T 103 RESIDENTIAL LAND & IMPROVEMENTS Taxable Total: 386,200 100% Alberta School Foundation Fund |
| 9288000 | 9911548 10 12 SE-3-24-26-4 0.46 Acres 216 RAILWAY AVE R LAND | T 104 RESIDENTIAL VACANT LAND Taxable Total: 87,500 100% Alberta School Foundation Fund |
| 9288010 | 9911548 10 13 SE-3-24-26-4 0.46 Acres 300 RAILWAY AVE | |



2020 Assessment Roll (Valuation Date 1-July, 2020) 2021 Taxation Year, Wheatland County

Assessment Year: 2020
Tax Year: 2021

| Roll | Legal Address | | | | | Total |
|---------|-------------------|-------------------------|---|-----|---|---------|
| | R | LAND & IMPROVEMENTS | T | 103 | RESIDENTIAL LAND & IMPROVEMENTS Taxable Total: 100% Alberta School Foundation Fund | 504,300 |
| 9289000 | 9911548 10 14MR | SE-3-24-26-4 0.53 Acres | | | Municipal Reserve | |
| | 304 RAILWAY AVE | | | | | |
| | NR | LAND | E | 155 | WHEATLAND COUNTY EXEMPT 100% Alberta School Foundation Fund | 79,470 |
| 9290000 | 9911548 10 6 | SE-3-24-26-4 0.48 Acres | | | | |
| | 106 RAILWAY AVE | | | | | |
| | R | LAND & IMPROVEMENTS | T | 103 | RESIDENTIAL LAND & IMPROVEMENTS Taxable Total: 100% Alberta School Foundation Fund | 400,700 |
| 9290020 | 9510551 10 4 | SE-3-24-26-4 1.09 Acres | | | | |
| | 102 RAILWAY AVE | | | | | |
| | R | LAND & IMPROVEMENTS | T | 103 | RESIDENTIAL LAND & IMPROVEMENTS Taxable Total: 100% Alberta School Foundation Fund | 533,000 |
| 9290100 | SE-3-24-26-4 | 51.03 Acres | | | Southwest of Railway BarBeeJay Supplies Ltd. | |
| | 262041 TWP RD 240 | | | | | |
| | F | LAND & IMPROVEMENTS | T | 1 | FARMLAND | 6,120 |
| | R | | T | 103 | RESIDENTIAL LAND & IMPROVEMENTS | 316,280 |
| | NR | | T | 105 | NON-RESEIDENTIAL LAND & IMPROVEMENTS | 198,550 |
| | | | | | Taxable Total: | 520,950 |
| | R | | E | 901 | RURAL RESIDENCE EXEMPTION (RAP) | 6,120 |
| | R | | E | 903 | FARM BUILDING EXEMPT | 20,410 |
| | | | | | 100% Alberta School Foundation Fund | 26,530 |
| | | | | | Exempt Total: | 26,530 |
| | | | | | Totals: | 547,480 |
| 9291000 | 0513699 11 1 | SE-3-24-26-4 1.00 Acres | | | | |
| | 405 RAILWAY AVE | | | | | |
| | R | LAND | T | 104 | RESIDENTIAL VACANT LAND | 126,000 |
| | | | | | 100% Alberta School Foundation Fund | |
| 9291002 | 0513699 11 2 | SE-3-24-26-4 1.00 Acres | | | | |
| | 409 RAILWAY AVE | | | | | |
| | R | LAND & IMPROVEMENTS | T | 103 | RESIDENTIAL LAND & IMPROVEMENTS Taxable Total: 100% Alberta School Foundation Fund | 469,700 |
| 9291004 | 0513699 11 3 | SE-3-24-26-4 1.00 Acres | | | | |
| | 413 RAILWAY AVE | | | | | |
| | R | LAND | T | 104 | RESIDENTIAL VACANT LAND | 126,000 |
| | | | | | 100% Alberta School Foundation Fund | |



2020 Assessment Roll (Valuation Date 1-July, 2020) 2021 Taxation Year, Wheatland County

Assessment Year: 2020
Tax Year: 2021

| Roll | Legal Address | Total |
|---------|---|----------------|
| 9291006 | 0513699 11 4 SE-3-24-26-4 1.00 Acres 417 RAILWAY AVE | |
| R | LAND & IMPROVEMENTS | |
| T 103 | RESIDENTIAL LAND & IMPROVEMENTS Taxable Total: | 609,000 |
| | 100% Alberta School Foundation Fund | |
| 9291008 | 0513699 11 5 SE-3-24-26-4 1.00 Acres 421 RAILWAY AVE | |
| R | LAND | |
| T 104 | RESIDENTIAL VACANT LAND Taxable Total: | 171,600 |
| | 100% Alberta School Foundation Fund | |
| 9291010 | 0513699 11 6 SE-3-24-26-4 1.00 Acres 425 RAILWAY AVE | |
| R | LAND & IMPROVEMENTS | |
| T 103 | RESIDENTIAL LAND & IMPROVEMENTS Taxable Total: | 650,000 |
| | 100% Alberta School Foundation Fund | |
| 9291012 | 0513699 11 7 SE-3-24-26-4 1.00 Acres 429 RAILWAY AVE | |
| R | LAND & IMPROVEMENTS | |
| T 103 | RESIDENTIAL LAND & IMPROVEMENTS Taxable Total: | 575,600 |
| | 100% Alberta School Foundation Fund | |
| 9291300 | 9911548 10 15 SE-3-24-26-4 8.09 Acres 400 RAILWAY AVE | |
| F | LAND & IMPROVEMENTS | 520 |
| R | | 537,880 |
| | Taxable Total: | 538,400 |
| R | E 901 RURAL RESIDENCE EXEMPTION (RAP) | 520 |
| | 100% Alberta School Foundation Fund | |
| | Totals: | 538,920 |
| 9292000 | 0911084 3 1 NE-1-25-26-4 144.68 Acres 260038A TWP RD 250 | |
| F | LAND & IMPROVEMENTS | 27,350 |
| R | | 337,600 |
| | Taxable Total: | 364,950 |
| R | E 901 RURAL RESIDENCE EXEMPTION (RAP) | 68,200 |
| | 100% Alberta School Foundation Fund | |
| | Totals: | 433,150 |
| 9292010 | NE-1-25-26-4 1.05 Acres | SW CORNER |
| F | LAND | |
| T 1 | FARMLAND | |
| | Taxable Total: | 140 |
| | 100% Alberta School Foundation Fund | |
| 9293000 | NW-1-25-26-4 80.83 Acres 250057 RGE RD 261 | South of Canal |



2020 Assessment Roll (Valuation Date 1-July, 2020) 2021 Taxation Year, Wheatland County

Assessment Year: 2020
Tax Year: 2021

| Roll | Legal Address | | | | Total |
|---------|---|---------------------|-------|---------------------------------|---------|
| | F | LAND & IMPROVEMENTS | T 1 | FARMLAND | 22,140 |
| | R | | T 103 | RESIDENTIAL LAND & IMPROVEMENTS | 490,860 |
| | | | | Taxable Total: | 513,000 |
| | R | | E 901 | RURAL RESIDENCE EXEMPTION (RAP) | 22,140 |
| | | | 100% | Alberta School Foundation Fund | |
| | | | | Totals: | 535,140 |
| 9293001 | NW-1-25-26-4 44.80 Acres 250077 RGE RD 261 North of Canal | | | | |
| | F | LAND & IMPROVEMENTS | T 1 | FARMLAND | 11,470 |
| | R | | T 103 | RESIDENTIAL LAND & IMPROVEMENTS | 326,490 |
| | | | | Taxable Total: | 337,960 |
| | R | | E 901 | RURAL RESIDENCE EXEMPTION (RAP) | 11,470 |
| | R | | E 903 | FARM BUILDING EXEMPT | 21,240 |
| | | | 100% | Alberta School Foundation Fund | |
| | | | | Exempt Total: | 32,710 |
| | | | | Totals: | 370,670 |
| 9293010 | 9110873 1 NW-1-25-26-4 3.00 Acres 260079 TWP RD 251 Northwest Corner | | | | |
| | R | LAND & IMPROVEMENTS | T 103 | RESIDENTIAL LAND & IMPROVEMENTS | 326,300 |
| | | | 100% | Alberta School Foundation Fund | |
| | | | | Taxable Total: | 326,300 |
| 9293020 | 9211708 2 NW-1-25-26-4 2.86 Acres 250043 RGE RD 261 Southwest Corner | | | | |
| | R | LAND & IMPROVEMENTS | T 103 | RESIDENTIAL LAND & IMPROVEMENTS | 524,000 |
| | | | 100% | Alberta School Foundation Fund | |
| | | | | Taxable Total: | 524,000 |
| 9293030 | IRR316 NW-1-25-26-4 1.40 Acres Ptn. Canal R of Way | | | | |
| | F | LAND | T 1 | FARMLAND | 160 |
| | | | 100% | Alberta School Foundation Fund | |
| | | | | Taxable Total: | 160 |
| 9293040 | 0012268 NW-1-25-26-4 0.06 Acres Canal R of Way | | | | |
| | NR | LAND | E 167 | WESTERN IRRIGATION DIST EXEMPT | 20,960 |
| | | | 100% | Alberta School Foundation Fund | |
| | | | | Exempt Total: | 20,960 |
| 9294000 | SE-1-25-26-4 150.05 Acres 260012 TWP RD 250 | | | | |
| | F | LAND & IMPROVEMENTS | T 1 | FARMLAND | 32,830 |
| | R | | T 103 | RESIDENTIAL LAND & IMPROVEMENTS | 376,970 |
| | | | | Taxable Total: | 409,800 |
| | R | | E 901 | RURAL RESIDENCE EXEMPTION (RAP) | 32,830 |
| | | | | Totals: | 442,630 |



2020 Assessment Roll (Valuation Date 1-July, 2020) 2021 Taxation Year, Wheatland County

Assessment Year: 2020
Tax Year: 2021

| Roll | Legal Address | 100% Alberta School Foundation Fund | | | | | Total |
|---------|--|-------------------------------------|--|--|--|---------|---------|
| 9294010 | 9310598 1 SE-1-25-26-4 2.99 Acres 260032 TWP RD 250 | Southwest Corner | | | | | |
| | R LAND & IMPROVEMENTS | T 103 | RESIDENTIAL LAND & IMPROVEMENTS Taxable Total: | | | | 268,500 |
| | | 100% Alberta School Foundation Fund | | | | | |
| 9295000 | SW-1-25-26-4 152.79 Acres | | | | | | |
| | F LAND | T 1 | FARMLAND Taxable Total: | | | 40,710 | |
| | | 100% Alberta School Foundation Fund | | | | | |
| 9295010 | 1712204 1 1 SW-1-25-26-4 3.17 Acres 250035 RGE RD 261 | Northwest Corner | | | | | |
| | R LAND & IMPROVEMENTS | T 103 | RESIDENTIAL LAND & IMPROVEMENTS Taxable Total: | | | | 577,300 |
| | | 100% Alberta School Foundation Fund | | | | | |
| 9295020 | IRR316 N -1-25-26-4 48.89 Acres | NE 18.6ac,NW 22.09ac,SE 6.1ac | | | | | |
| | NR LAND | E 167 | WESTERN IRRIGATION DIST EXEMPT Exempt Total: | | | 60,300 | |
| | | 100% Alberta School Foundation Fund | | | | | |
| 9296000 | NE-2-25-26-4 143.71 Acres | | | | | | |
| | F LAND & IMPROVEMENTS | T 1 | FARMLAND | | | 38,970 | |
| | R | E 903 | FARM BUILDING EXEMPT | | | 18,000 | |
| | | 100% Alberta School Foundation Fund | | | | | |
| | | Totals: | | | | | 56,970 |
| 9297000 | 9810228 1 NE-2-25-26-4 2.99 Acres | NORTHEAST CORNER LSD9 | | | | | |
| | F LAND | T 1 | FARMLAND Taxable Total: | | | 640 | |
| | | 100% Alberta School Foundation Fund | | | | | |
| 9297010 | NE-2-25-26-4 6.68 Acres 250080 RGE RD 261 | Northeast Corner | | | | | |
| | F LAND & IMPROVEMENTS | T 1 | FARMLAND | | | 800 | |
| | R | T 103 | RESIDENTIAL LAND & IMPROVEMENTS | | | 300,100 | |
| | | Taxable Total: | | | | | 300,900 |
| | R | E 901 | RURAL RESIDENCE EXEMPTION (RAP) | | | 800 | |
| | R | E 903 | FARM BUILDING EXEMPT | | | 14,230 | |
| | | 100% Alberta School Foundation Fund | | | | | |
| | | Exempt Total: | | | | | 15,030 |
| | | Totals: | | | | | 315,930 |
| 9297020 | 0012268 NE-2-25-26-4 6.62 Acres | Canal Right of Way | | | | | |



2020 Assessment Roll (Valuation Date 1-July, 2020) 2021 Taxation Year, Wheatland County

Assessment Year: 2020
Tax Year: 2021

| Roll | Legal Address | | | | | | Total |
|---------|------------------------|---------------------|------------------|-----|-------------------------------------|----------------|---------|
| | NR | LAND | E | 167 | WESTERN IRRIGATION DIST EXEMPT | Exempt Total: | 8,170 |
| | | | | | 100% Alberta School Foundation Fund | | |
| 9298000 | NW-2-25-26-4 | 157.01 Acres | | | | | |
| | F | LAND | T | 1 | FARMLAND | Taxable Total: | 40,330 |
| | | | | | 100% Alberta School Foundation Fund | | |
| 9298010 | 9711722 1 NW-2-25-26-4 | 2.99 Acres | | | | | |
| | | 250043 RGE RD 262 | Southwest Corner | | | | |
| | R | LAND & IMPROVEMENTS | T | 103 | RESIDENTIAL LAND & IMPROVEMENTS | Taxable Total: | 655,800 |
| | | | | | 100% Alberta School Foundation Fund | | |
| 9299000 | SE-2-25-26-4 | 159.00 Acres | | | | | |
| | F | LAND | T | 1 | FARMLAND | Taxable Total: | 45,650 |
| | | | | | 100% The Golden Hills Reg. Div. 15 | | |
| 9300000 | SW-2-25-26-4 | 160.00 Acres | | | | | |
| | F | LAND | T | 1 | FARMLAND | Taxable Total: | 43,170 |
| | | | | | 100% Christ The Redeemer Reg. 3 | | |
| 9301000 | NE-3-25-26-4 | 139.14 Acres | South 2296.17' | | | | |
| | F | LAND | T | 1 | FARMLAND | Taxable Total: | 38,200 |
| | | | | | 100% Alberta School Foundation Fund | | |
| 9301010 | NE-3-25-26-4 | 20.86 Acres | North 343.83' | | | | |
| | | 250080 RGE RD 262 | | | | | |
| | F | LAND & IMPROVEMENTS | T | 1 | FARMLAND | | 3,140 |
| | R | | T | 103 | RESIDENTIAL LAND & IMPROVEMENTS | | 373,510 |
| | | | | | Taxable Total: | | 376,650 |
| | R | | E | 901 | RURAL RESIDENCE EXEMPTION (RAP) | | 3,140 |
| | R | | E | 903 | FARM BUILDING EXEMPT | | 60,450 |
| | | | | | 100% The Golden Hills Reg. Div. 15 | Exempt Total: | 63,590 |
| | | | | | Totals: | | 440,240 |
| 9302000 | NW-3-25-26-4 | 151.00 Acres | | | | | |
| | F | LAND | T | 1 | FARMLAND | Taxable Total: | 40,810 |
| | | | | | 100% The Golden Hills Reg. Div. 15 | | |



2020 Assessment Roll (Valuation Date 1-July, 2020) 2021 Taxation Year, Wheatland County

Assessment Year: 2020
Tax Year: 2021

| Roll | Legal Address | Total |
|---------|---|---------|
| 9302010 | 0010769 1 NW-3-25-26-4 3.00 Acres 250079 RGE RD 263 NORTHWEST CORNER | |
| | R LAND & IMPROVEMENTS T 103 RESIDENTIAL LAND & IMPROVEMENTS Taxable Total: 100% Alberta School Foundation Fund | 753,500 |
| 9302020 | 1412267 2 1 NW-3-25-26-4 3.00 Acres 250071A RGE RD 263 110 M South of NW Corner | |
| | R LAND & IMPROVEMENTS T 103 RESIDENTIAL LAND & IMPROVEMENTS Taxable Total: 100% Alberta School Foundation Fund | 652,500 |
| 9302030 | 1412267 2 2 NW-3-25-26-4 3.00 Acres 220 M South of NW Corner | |
| | R LAND & IMPROVEMENTS T 103 RESIDENTIAL LAND & IMPROVEMENTS Taxable Total: 100% Alberta School Foundation Fund | 191,700 |
| 9303000 | SE-3-25-26-4 152.98 Acres | |
| | F LAND T 1 FARMLAND Taxable Total: 100% Alberta School Foundation Fund | 44,520 |
| 9303010 | 0914170 1 1 SE-3-25-26-4 7.02 Acres 250038 RGE RD 262 N.E. CORNER | |
| | F LAND & IMPROVEMENTS T 1 FARMLAND 770 | |
| | R T 103 RESIDENTIAL LAND & IMPROVEMENTS 403,120 | |
| | Taxable Total: | 403,890 |
| | R E 901 RURAL RESIDENCE EXEMPTION (RAP) 770 | |
| | R E 903 FARM BUILDING EXEMPT 23,530 | |
| | 100% Alberta School Foundation Fund Exempt Total: | 24,300 |
| | Totals: | 428,190 |
| 9304000 | SW-3-25-26-4 157.00 Acres | |
| | F LAND T 1 FARMLAND Taxable Total: 100% Alberta School Foundation Fund | 42,730 |
| 9304010 | 0010771 2 SW-3-25-26-4 3.00 Acres 250003 RGE RD 263 SOUTHWEST CORNER | |
| | R LAND & IMPROVEMENTS T 103 RESIDENTIAL LAND & IMPROVEMENTS Taxable Total: 100% Alberta School Foundation Fund | 536,600 |
| 9305000 | NE-4-25-26-4 160.00 Acres | |
| | F LAND T 1 FARMLAND Taxable Total: | 44,200 |



2020 Assessment Roll (Valuation Date 1-July, 2020) 2021 Taxation Year, Wheatland County

Assessment Year: 2020
Tax Year: 2021

| Roll | Legal Address | | | | | | | | Total | |
|---------|-------------------|---------------------|-------------|---|-------------------------------------|--------------------------------------|--|------------------------------------|---------------|---------|
| | | | | | 100% Alberta School Foundation Fund | | | | | |
| 9306000 | NW-4-25-26-4 | 128.10 Acres | | | | | | | | |
| | F | LAND | | T | 1 | FARMLAND | | Taxable Total: | 29,550 | |
| | | | | | 100% Alberta School Foundation Fund | | | | | |
| 9306010 | 9311317 1 | NW-4-25-26-4 | 15.94 Acres | | | | | Northwest Portion | | |
| | 250083 RGE RD 264 | | | | | | | | | |
| | F | LAND & IMPROVEMENTS | | T | 1 | FARMLAND | | | 1,890 | |
| | R | | | T | 103 | RESIDENTIAL LAND & IMPROVEMENTS | | | 446,010 | |
| | | | | | Taxable Total: | | | | 447,900 | |
| | R | | | E | 901 | RURAL RESIDENCE EXEMPTION (RAP) | | | 1,890 | |
| | | | | | 100% Alberta School Foundation Fund | | | | Totals: | 449,790 |
| 9306020 | 9410874 2 | NW-4-25-26-4 | 10.01 Acres | | | | | Southwest Corner Trucking Business | | |
| | 250043 RGE RD 264 | | | | | | | | | |
| | F | LAND & IMPROVEMENTS | | T | 1 | FARMLAND | | | 920 | |
| | R | | | T | 103 | RESIDENTIAL LAND & IMPROVEMENTS | | | 398,080 | |
| | NR | | | T | 105 | NON-RESEIDENTIAL LAND & IMPROVEMENTS | | | 400,570 | |
| | | | | | Taxable Total: | | | | 799,570 | |
| | R | | | E | 901 | RURAL RESIDENCE EXEMPTION (RAP) | | | 920 | |
| | | | | | 100% Alberta School Foundation Fund | | | | Totals: | 800,490 |
| 9306030 | 1012490 3 1 | NW-4-25-26-4 | 5.00 Acres | | | | | 106m S OF NW CORNER | | |
| | 250073 RGE RD 264 | | | | | | | | | |
| | F | LAND & IMPROVEMENTS | | T | 1 | FARMLAND | | | 420 | |
| | R | | | T | 103 | RESIDENTIAL LAND & IMPROVEMENTS | | | 357,480 | |
| | | | | | Taxable Total: | | | | 357,900 | |
| | R | | | E | 901 | RURAL RESIDENCE EXEMPTION (RAP) | | | 420 | |
| | R | | | E | 903 | FARM BUILDING EXEMPT | | | 2,170 | |
| | | | | | 100% Alberta School Foundation Fund | | | | Exempt Total: | 2,590 |
| | | | | | | | | | Totals: | 360,490 |
| 9307000 | SE-4-25-26-4 | 160.00 Acres | | | | | | | | |
| | 263026 TWP RD 250 | | | | | | | | | |
| | F | LAND & IMPROVEMENTS | | T | 1 | FARMLAND | | | 43,830 | |
| | R | | | T | 103 | RESIDENTIAL LAND & IMPROVEMENTS | | | 301,160 | |
| | | | | | Taxable Total: | | | | 344,990 | |
| | R | | | E | 901 | RURAL RESIDENCE EXEMPTION (RAP) | | | 61,540 | |
| | | | | | 100% Alberta School Foundation Fund | | | | Totals: | 406,530 |



2020 Assessment Roll (Valuation Date 1-July, 2020) 2021 Taxation Year, Wheatland County

Assessment Year: 2020
Tax Year: 2021

| Roll | Legal Address | | | | | | Total |
|---------|---|--------------|-------------------------------------|---------------------------------|----------------|--|---------|
| 9308000 | SW-4-25-26-4 | 80.00 Acres | LSD 3 & 6 | | | | |
| | F LAND | | T 1 | FARMLAND | Taxable Total: | | 18,380 |
| | | | 100% Alberta School Foundation Fund | | | | |
| 9309000 | SW-4-25-26-4 | 80.00 Acres | West Half | | | | |
| | F LAND & IMPROVEMENTS | | T 1 | FARMLAND | | | 14,700 |
| | R | | T 103 | RESIDENTIAL LAND & IMPROVEMENTS | | | 187,900 |
| | | | Taxable Total: | | | | 202,600 |
| | R | | E 903 | FARM BUILDING EXEMPT | | | 7,700 |
| | | | 100% Alberta School Foundation Fund | | | | |
| | | | Totals: | | | | 210,300 |
| 9310000 | NE-5-25-26-4 | 159.00 Acres | | | | | |
| | F LAND | | T 1 | FARMLAND | Taxable Total: | | 43,200 |
| | | | 100% Alberta School Foundation Fund | | | | |
| 9311000 | NW-5-25-26-4 | 152.91 Acres | | | | | |
| | F LAND | | T 1 | FARMLAND | Taxable Total: | | 30,340 |
| | | | 100% Alberta School Foundation Fund | | | | |
| 9312000 | SE-5-25-26-4 | 116.12 Acres | LSD 1, 7 & 8 | | | | |
| | F LAND | | T 1 | FARMLAND | Taxable Total: | | 24,290 |
| | | | 100% Alberta School Foundation Fund | | | | |
| 9313000 | SE-5-25-26-4 264038 TWP RD 250 | 40.00 Acres | LSD 2 | | | | |
| | F LAND & IMPROVEMENTS | | T 1 | FARMLAND | | | 4,660 |
| | R | | T 103 | RESIDENTIAL LAND & IMPROVEMENTS | | | 315,740 |
| | | | Taxable Total: | | | | 320,400 |
| | R | | E 901 | RURAL RESIDENCE EXEMPTION (RAP) | | | 4,660 |
| | R | | E 903 | FARM BUILDING EXEMPT | | | 10,220 |
| | | | 100% The Golden Hills Reg. Div. 15 | | | | |
| | | | Exempt Total: | | | | 14,880 |
| | | | Totals: | | | | 335,280 |
| 9314000 | 9811507 1 SE-5-25-26-4 250002 RGE RD 264 | 2.88 Acres | SOUTHEAST CORNER | | | | |
| | R LAND & IMPROVEMENTS | | T 103 | RESIDENTIAL LAND & IMPROVEMENTS | Taxable Total: | | 407,300 |
| | | | 100% Alberta School Foundation Fund | | | | |



2020 Assessment Roll (Valuation Date 1-July, 2020) 2021 Taxation Year, Wheatland County

Assessment Year: 2020
Tax Year: 2021

| Roll | Legal Address | | | | Total |
|---------|------------------------|--------------|---------------------------------------|----------------|---------|
| 9315000 | SW-5-25-26-4 | 158.50 Acres | | | |
| | 264050 TWP RD 250 | | | | |
| | F LAND & IMPROVEMENTS | | T 1 FARMLAND | | 30,200 |
| | R | | T 103 RESIDENTIAL LAND & IMPROVEMENTS | | 423,110 |
| | | | | Taxable Total: | 453,310 |
| | R | | E 901 RURAL RESIDENCE EXEMPTION (RAP) | | 61,540 |
| | R | | E 903 FARM BUILDING EXEMPT | | 12,650 |
| | | | 100% Alberta School Foundation Fund | Exempt Total: | 74,190 |
| | | | | Totals: | 527,500 |
| 9316000 | NE-6-25-26-4 | 150.04 Acres | | | |
| | F LAND | | T 1 FARMLAND | Taxable Total: | 39,350 |
| | | | 100% Alberta School Foundation Fund | | |
| 9316010 | 9310222 1 NE-6-25-26-4 | 3.00 Acres | Southeast Corner | | |
| | F LAND | | T 1 FARMLAND | Taxable Total: | 620 |
| | | | 100% Alberta School Foundation Fund | | |
| 9317000 | NW-6-25-26-4 | 153.27 Acres | | | |
| | F LAND | | T 1 FARMLAND | Taxable Total: | 41,350 |
| | | | 100% Alberta School Foundation Fund | | |
| 9317010 | 9211880 1 NW-6-25-26-4 | 3.00 Acres | West Central Portion | | |
| | 250061 RGE RD 270 | | | | |
| | R LAND & IMPROVEMENTS | | T 103 RESIDENTIAL LAND & IMPROVEMENTS | Taxable Total: | 427,900 |
| | | | 100% Alberta School Foundation Fund | | |
| 9318000 | SE-6-25-26-4 | 147.11 Acres | | | |
| | F LAND | | T 1 FARMLAND | Taxable Total: | 36,700 |
| | | | 100% Alberta School Foundation Fund | | |
| 9318010 | 9311575 1 SE-6-25-26-4 | 4.00 Acres | Northeast Portion LSD 1 | | |
| | F LAND | | T 1 FARMLAND | Taxable Total: | 720 |
| | | | 100% Alberta School Foundation Fund | | |
| 9318020 | 9311575 2 SE-6-25-26-4 | 6.49 Acres | Southeast Corner | | |
| | F LAND | | T 1 FARMLAND | Taxable Total: | 1,210 |



2020 Assessment Roll (Valuation Date 1-July, 2020) 2021 Taxation Year, Wheatland County

Assessment Year: 2020
Tax Year: 2021

| Roll | Legal Address | | | | Total | |
|---------|-------------------------------------|--------------------------|-----------------------------|------------------------------------|----------------|--------|
| 9319000 | 100% Alberta School Foundation Fund | | | | | |
| | SW-6-25-26-4 | 126.45 Acres | South of Railway | | | |
| | F | LAND | T | 1 FARMLAND | Taxable Total: | 31,230 |
| 9319010 | 100% Alberta School Foundation Fund | | | | | |
| | 0413795 3 1 | SW-6-25-26-4 15.53 Acres | NW Corner | | | |
| | F | LAND | T | 1 FARMLAND | Taxable Total: | 3,570 |
| 9319015 | 100% Alberta School Foundation Fund | | | | | |
| | 1911499 3 3 | SW-6-25-26-4 3.20 Acres | SW Corner of LSD 5 | | | |
| | F | LAND | T | 1 FARMLAND | Taxable Total: | 740 |
| 9319020 | 100% Alberta School Foundation Fund | | | | | |
| | 0413794 3 2 | SW-6-25-26-4 10.49 Acres | SE of Railway- IN LSD 5 | | | |
| | F | LAND | T | 1 FARMLAND | Taxable Total: | 2,340 |
| 9320000 | 100% Alberta School Foundation Fund | | | | | |
| | NE-7-25-26-4 | 146.44 Acres | | | | |
| | F | LAND | T | 1 FARMLAND | Taxable Total: | 40,180 |
| 9320010 | 100% Alberta School Foundation Fund | | | | | |
| | 9811581 | NE-7-25-26-4 13.56 Acres | CANAL RIGHT OF WAY | | | |
| | NR | LAND | E | 167 WESTERN IRRIGATION DIST EXEMPT | Exempt Total: | 16,720 |
| 9321000 | 100% Alberta School Foundation Fund | | | | | |
| | NW-7-25-26-4 | 141.37 Acres | | | | |
| | F | LAND | T | 1 FARMLAND | Taxable Total: | 38,780 |
| 9321010 | 100% Alberta School Foundation Fund | | | | | |
| | 9311224 1 | NW-7-25-26-4 8.77 Acres | NE Corner North of Canal | | | |
| | F | LAND | T | 1 FARMLAND | Taxable Total: | 1,070 |
| 9321020 | 100% Alberta School Foundation Fund | | | | | |
| | NW-7-25-26-4 | 9.86 Acres | PLAN 9411857 Canal Right of | | | |



2020 Assessment Roll (Valuation Date 1-July, 2020) 2021 Taxation Year, Wheatland County

Assessment Year: 2020
Tax Year: 2021

| Roll | Legal Address | | | | | | Total |
|---------|---------------|-------------------------|---|-----|-------------------------------------|--------------------------------|---------|
| | NR | LAND | E | 167 | WESTERN IRRIGATION DIST EXEMPT | Exempt Total: | 12,160 |
| | | | | | 100% Alberta School Foundation Fund | | |
| 9322000 | SE-7-25-26-4 | 156.95 Acres | | | | | |
| | F | LAND | T | 1 | FARMLAND | Taxable Total: | 42,080 |
| | | | | | 100% Alberta School Foundation Fund | | |
| 9322010 | 9210353 1 | SE-7-25-26-4 3.00 Acres | | | | Northeast Corner | |
| | F | LAND | T | 1 | FARMLAND | Taxable Total: | 650 |
| | | | | | 100% Alberta School Foundation Fund | | |
| 9323000 | SW-7-25-26-4 | 115.61 Acres | | | | East of Canal | |
| | F | LAND | T | 1 | FARMLAND | Taxable Total: | 29,510 |
| | | | | | 100% Alberta School Foundation Fund | | |
| 9323010 | 9611062 A | SW-7-25-26-4 4.28 Acres | | | | SW Corner North of Canal | |
| | F | LAND | T | 1 | FARMLAND | Taxable Total: | 920 |
| | | | | | 100% Alberta School Foundation Fund | | |
| 9323020 | SW-7-25-26-4 | 27.58 Acres | | | | West of Canal R/W | |
| | F | LAND | T | 1 | FARMLAND | Taxable Total: | 6,950 |
| | | | | | 100% Alberta School Foundation Fund | | |
| 9323030 | 9411857 | SW-7-25-26-4 8.75 Acres | | | | Canal | |
| | NR | LAND | E | 167 | WESTERN IRRIGATION DIST EXEMPT | Exempt Total: | 10,790 |
| | | | | | 100% Alberta School Foundation Fund | | |
| 9323040 | 9710564 2 | SW-7-25-26-4 3.00 Acres | | | | Just north of Southwest Corner | |
| | F | LAND | T | 1 | FARMLAND | Taxable Total: | 640 |
| | | | | | 100% Alberta School Foundation Fund | | |
| 9325000 | NE-8-25-26-4 | 5.56 Acres | | | | SE Corner South of Railway | |
| | | 251042 RGE RD 264 | | | | | |
| | F | LAND & IMPROVEMENTS | T | 1 | FARMLAND | | 490 |
| | R | | T | 103 | RESIDENTIAL LAND & IMPROVEMENTS | | 325,410 |
| | | | | | | Taxable Total: | 325,900 |
| | R | | E | 901 | RURAL RESIDENCE EXEMPTION (RAP) | | 490 |



2020 Assessment Roll (Valuation Date 1-July, 2020) 2021 Taxation Year, Wheatland County

Assessment Year: 2020
Tax Year: 2021

| Roll | Legal Address | | | | Total |
|---------|------------------------|--------------|--|--|---------|
| | R | | E 903 FARM BUILDING EXEMPT | | 15,880 |
| | | | 100% Alberta School Foundation Fund | Exempt Total: | 16,370 |
| | | | | Totals: | 342,270 |
| 9326010 | NW-8-25-26-4 | 9.88 Acres | | SW Corner South of Canal | |
| | 251047 RGE RD 265 | | | | |
| | F LAND & IMPROVEMENTS | | T 1 FARMLAND | | 1,530 |
| | R | | T 103 RESIDENTIAL LAND & IMPROVEMENTS | | 445,170 |
| | | | | Taxable Total: | 446,700 |
| | R | | E 901 RURAL RESIDENCE EXEMPTION (RAP) | | 1,530 |
| | R | | E 903 FARM BUILDING EXEMPT | | 14,600 |
| | | | 100% Alberta School Foundation Fund | Exempt Total: | 16,130 |
| | | | | Totals: | 462,830 |
| 9326020 | 9310466 1 NW-8-25-26-4 | 3.00 Acres | | Northwest Corner | |
| | 264079 TWP RD 252 | | | | |
| | R LAND & IMPROVEMENTS | | T 103 RESIDENTIAL LAND & IMPROVEMENTS | Taxable Total: | 574,600 |
| | | | 100% Alberta School Foundation Fund | | |
| 9327000 | SE-8-25-26-4 | 138.16 Acres | | South of Railway | |
| | F LAND | | T 1 FARMLAND | Taxable Total: | 36,250 |
| | | | 100% Alberta School Foundation Fund | | |
| 9330000 | SW-8-25-26-4 | 38.38 Acres | | Southeast of Railway | |
| | F LAND | | T 1 FARMLAND | Taxable Total: | 7,810 |
| | | | 100% Alberta School Foundation Fund | | |
| 9330010 | RW32 SW-8-25-26-4 | 4.22 Acres | | STATION GROUNDS - LYALTA CNR Station Grounds (Land) - Lyalta | |
| | NR LAND | | T 105 NON-RESEIDENTIAL LAND & IMPROVEMENTS | Taxable Total: | 184,820 |
| | | | 100% Alberta School Foundation Fund | | |
| 9330020 | 9710362 NW-5-25-26-4 | 3.51 Acres | | AREA 1(FOR RW PURPOSES) | |
| | 250081 RGE RD 265 | | | | |
| | R LAND & IMPROVEMENTS | | T 103 RESIDENTIAL LAND & IMPROVEMENTS | Taxable Total: | 227,200 |
| | | | 100% Alberta School Foundation Fund | | |
| 9331000 | NE-9-25-26-4 | 121.18 Acres | | North of Railway | |
| | F LAND | | T 1 FARMLAND | Taxable Total: | 34,080 |
| | | | 100% Christ The Redeemer Reg. 3 | | |



2020 Assessment Roll (Valuation Date 1-July, 2020) 2021 Taxation Year, Wheatland County

Assessment Year: 2020
Tax Year: 2021

| Roll | Legal Address | | | | Total |
|---------|---------------------------|--|--|--|---------|
| 9332000 | NE-9-25-26-4 | 19.00 Acres | South of Railway & N of Canal | | |
| | 251048 RGE RD 263 | | | | |
| | F LAND & IMPROVEMENTS | T 1 FARMLAND | | | 3,680 |
| | R | T 103 RESIDENTIAL LAND & IMPROVEMENTS | | | 369,720 |
| | | Taxable Total: | | | 373,400 |
| | R | E 901 RURAL RESIDENCE EXEMPTION (RAP) | | | 3,680 |
| | | 100% Alberta School Foundation Fund | Totals: | | 377,080 |
| 9332010 | 0911748 1 1 NE-9-25-26-4 | 2.20 Acres | SE CORNER Rocky Mountain Glass & Aluminum Products | | |
| | 251046 RGE RD 263 | | | | |
| | R LAND & IMPROVEMENTS | T 103 RESIDENTIAL LAND & IMPROVEMENTS | | | 336,220 |
| | NR | T 105 NON-RESEIDENTIAL LAND & IMPROVEMENTS | | | 48,880 |
| | | 50% The Golden Hills Reg. Div. 15 | Taxable Total: | | 385,100 |
| | | 50% Christ The Redeemer Reg. 3 | | | |
| 9332020 | IRR260 NE-9-25-26-4 | 5.60 Acres | Canal R of Way within 0012280 | | |
| | NR LAND | E 167 WESTERN IRRIGATION DIST EXEMPT | Exempt Total: | | 6,910 |
| | | 100% Alberta School Foundation Fund | | | |
| 9332030 | 0012280 NE-9-25-26-4 | 0.10 Acres | Canal R of Way North of IRR260 | | |
| | NR LAND | E 167 WESTERN IRRIGATION DIST EXEMPT | Exempt Total: | | 120 |
| | | 100% Alberta School Foundation Fund | | | |
| 9332040 | 0012280 NE-9-25-26-4 | 0.01 Acres | Canal R of Way South of IRR260 | | |
| | NR LAND | E 167 WESTERN IRRIGATION DIST EXEMPT | Exempt Total: | | 10 |
| | | 100% Alberta School Foundation Fund | | | |
| 9333000 | NE-9-25-26-4 | 2.69 Acres | Southwest Corner | | |
| | F LAND | T 1 FARMLAND | Taxable Total: | | 550 |
| | | 100% Alberta School Foundation Fund | | | |
| 9333010 | IRR260 RW 25 NE-9-25-26-4 | 3.30 Acres | Ptn. Canal R of Way | | |
| | F LAND | T 1 FARMLAND | Taxable Total: | | 670 |
| | | 100% Alberta School Foundation Fund | | | |
| 9334000 | NW-9-25-26-4 | 116.43 Acres | | | |
| | 251059 RGE RD 264 | | | | |
| | F LAND & IMPROVEMENTS | T 1 FARMLAND | | | 27,560 |



2020 Assessment Roll (Valuation Date 1-July, 2020) 2021 Taxation Year, Wheatland County

Assessment Year: 2020
Tax Year: 2021

| Roll | Legal Address | | | | Total |
|---------|--|-------------------------------------|-------------------------------------|--|---------|
| | R | T 103 | RESIDENTIAL LAND & IMPROVEMENTS | | 558,230 |
| | | | Taxable Total: | | 585,790 |
| | R | E 901 | RURAL RESIDENCE EXEMPTION (RAP) | | 61,540 |
| | R | E 903 | FARM BUILDING EXEMPT | | 6,880 |
| | | 100% Alberta School Foundation Fund | Exempt Total: | | 68,420 |
| | | | Totals: | | 654,210 |
| 9334010 | 9811460 1 NW-9-25-26-4 3.00 Acres 251041 RGE RD 264 | | | NORTHWEST CORNER Shop Used For Mill Work | |
| | R LAND & IMPROVEMENTS | T 103 | RESIDENTIAL LAND & IMPROVEMENTS | | 506,950 |
| | NR | T 105 | NON-RESEDENTIAL LAND & IMPROVEMENTS | | 54,050 |
| | | 50% The Golden Hills Reg. Div. 15 | Taxable Total: | | 561,000 |
| | | 50% Christ The Redeemer Reg. 3 | | | |
| 9334030 | IRR260 NW-9-25-26-4 13.90 Acres | | | Ptn of Canal R of Way | |
| | NR LAND | E 167 | WESTERN IRRIGATION DIST EXEMPT | Exempt Total: | 17,140 |
| | | 100% Alberta School Foundation Fund | | | |
| 9334040 | 0012280 NW-9-25-26-4 0.10 Acres | | | South of IRR260 | |
| | NR LAND | E 167 | WESTERN IRRIGATION DIST EXEMPT | Exempt Total: | 120 |
| | | 100% Alberta School Foundation Fund | | | |
| 9334050 | 1711762 2 1 NW-9-25-26-4 4.77 Acres 251053 RGE RD 264 | | | 700' N of SW Corner | |
| | R LAND & IMPROVEMENTS | T 103 | RESIDENTIAL LAND & IMPROVEMENTS | Taxable Total: | 629,900 |
| | | 100% Alberta School Foundation Fund | | | |
| 9334060 | 1711762 3 1 NW-9-25-26-4 5.00 Acres 251067 RGE RD 264 | | | 660' S of NW Corner | |
| | R LAND & IMPROVEMENTS | T 103 | RESIDENTIAL LAND & IMPROVEMENTS | | 227,400 |
| | R | E 903 | FARM BUILDING EXEMPT | | 2,260 |
| | | 100% Alberta School Foundation Fund | Totals: | | 229,660 |
| 9335000 | NW-9-25-26-4 9.94 Acres 263075 TWP RD 252 | | | LYALTA HALL & NW Cnr Lyalta Community Centre | |
| | NR LAND & IMPROVEMENTS | E 165 | CHARITABLE & WELFARE EXEMPT | Exempt Total: | 787,830 |
| | | 100% Alberta School Foundation Fund | | | |
| 9337000 | SE-9-25-26-4 136.40 Acres | | | | |
| | F LAND | T 1 | FARMLAND | Taxable Total: | 34,540 |



2020 Assessment Roll (Valuation Date 1-July, 2020) 2021 Taxation Year, Wheatland County

Assessment Year: 2020
Tax Year: 2021

| Roll | Legal Address | | | | | | | Total |
|---------|---------------|---------------------|--------------|---|-------------------------------------|---------------------------------|----------------|---------|
| | | | | | 100% Alberta School Foundation Fund | | | |
| 9337005 | IRR260 | SE-9-25-26-4 | 3.40 Acres | | Ptn. Canal R of Way | | | |
| | F | LAND | | T | 1 | FARMLAND | Taxable Total: | 380 |
| | | | | | 100% Alberta School Foundation Fund | | | |
| 9337010 | 9211718 1 | SE-9-25-26-4 | 3.00 Acres | | East Central Portion | | | |
| | | 251028 RGE RD 263 | | | | | | |
| | R | LAND & IMPROVEMENTS | | T | 103 | RESIDENTIAL LAND & IMPROVEMENTS | Taxable Total: | 295,400 |
| | | | | | 100% Alberta School Foundation Fund | | | |
| 9337020 | IRR260 RW 25 | SE-9-25-26-4 | 0.30 Acres | | Ptn of Canal R of Way | | | |
| | R | LAND | | T | 104 | RESIDENTIAL VACANT LAND | Taxable Total: | 4,000 |
| | | | | | 100% Alberta School Foundation Fund | | | |
| 9338000 | SE-9-25-26-4 | | 10.50 Acres | | Northeast Corner | | | |
| | | 251036 RGE RD 263 | | | | | | |
| | F | LAND & IMPROVEMENTS | | T | 1 | FARMLAND | | 1,710 |
| | R | | | T | 103 | RESIDENTIAL LAND & IMPROVEMENTS | | 501,490 |
| | | | | | Taxable Total: | | | 503,200 |
| | R | | | E | 901 | RURAL RESIDENCE EXEMPTION (RAP) | | 1,710 |
| | | | | | 100% Christ The Redeemer Reg. 3 | | | |
| | | | | | Totals: | | | 504,910 |
| 9339000 | SW-9-25-26-4 | | 149.01 Acres | | | | | |
| | F | LAND | | T | 1 | FARMLAND | Taxable Total: | 37,650 |
| | | | | | 100% Christ The Redeemer Reg. 3 | | | |
| 9339010 | 9611872 1 | SW-9-25-26-4 | 10.00 Acres | | Cntr on W Side SW Corner LSD 5 | | | |
| | | 251023 RGE RD 264 | | | | | | |
| | F | LAND & IMPROVEMENTS | | T | 1 | FARMLAND | | 570 |
| | R | | | T | 103 | RESIDENTIAL LAND & IMPROVEMENTS | | 524,330 |
| | | | | | Taxable Total: | | | 524,900 |
| | R | | | E | 901 | RURAL RESIDENCE EXEMPTION (RAP) | | 570 |
| | | | | | 100% Alberta School Foundation Fund | | | |
| | | | | | Totals: | | | 525,470 |
| 9339050 | IRR260 | SE-9-25-26-4 | 6.40 Acres | | CANAL RIGHT OF WAY | | | |
| | NR | LAND | | E | 167 | WESTERN IRRIGATION DIST EXEMPT | Exempt Total: | 7,890 |
| | | | | | 100% Alberta School Foundation Fund | | | |



2020 Assessment Roll (Valuation Date 1-July, 2020) 2021 Taxation Year, Wheatland County

Assessment Year: 2020
Tax Year: 2021

| Roll | Legal Address | | | | Total |
|---------|-----------------------|---------------------------------------|------------------------------|----------------|---------|
| 9340000 | NE-10-25-26-4 | 143.60 Acres | | | |
| | 251046 RGE RD 262 | | | | |
| | F LAND & IMPROVEMENTS | T 1 FARMLAND | | | 34,880 |
| | R | T 103 RESIDENTIAL LAND & IMPROVEMENTS | | | 279,100 |
| | | Taxable Total: | | | 313,980 |
| | R | E 901 RURAL RESIDENCE EXEMPTION (RAP) | | | 57,700 |
| | | 100% The Golden Hills Reg. Div. 15 | Totals: | | 371,680 |
| 9340010 | IRR259 NE-10-25-26-4 | 4.30 Acres | Ptn. Canal R of Way | | |
| | F LAND | T 1 FARMLAND | | Taxable Total: | 390 |
| | | 100% The Golden Hills Reg. Div. 15 | | | |
| 9340020 | IRR259 NE-10-25-26-4 | 5.50 Acres | Ptn. Canal R of Way | | |
| | NR LAND | E 167 WESTERN IRRIGATION DIST EXEMPT | | Exempt Total: | 6,780 |
| | | 100% Alberta School Foundation Fund | | | |
| 9340030 | 0012280 NE-10-25-26-4 | 0.10 Acres | Ptn Canal R of Way | | |
| | NR LAND | E 167 WESTERN IRRIGATION DIST EXEMPT | | Exempt Total: | 120 |
| | | 100% Alberta School Foundation Fund | | | |
| 9341000 | NW-10-25-26-4 | 88.50 Acres | N of Rlwy & S of LSD 13 & 14 | | |
| | F LAND | T 1 FARMLAND | | Taxable Total: | 23,760 |
| | | 100% Christ The Redeemer Reg. 3 | | | |
| 9341010 | IRR259 NW-10-25-26-4 | 3.50 Acres | Ptn. Canal R of Way | | |
| | NR LAND | E 167 WESTERN IRRIGATION DIST EXEMPT | | Exempt Total: | 176,070 |
| | | 100% Alberta School Foundation Fund | | | |
| 9342000 | NW-10-25-26-4 | 40.00 Acres | North Half LSD 13 & 14 | | |
| | 262079 TWP RD 252 | | | | |
| | F LAND & IMPROVEMENTS | T 1 FARMLAND | | | 6,340 |
| | R | T 103 RESIDENTIAL LAND & IMPROVEMENTS | | | 328,160 |
| | | Taxable Total: | | | 334,500 |
| | R | E 901 RURAL RESIDENCE EXEMPTION (RAP) | | | 6,340 |
| | R | E 903 FARM BUILDING EXEMPT | | | 4,870 |
| | | Exempt Total: | | | 11,210 |
| | | Totals: | | | 345,710 |



2020 Assessment Roll (Valuation Date 1-July, 2020) 2021 Taxation Year, Wheatland County

Assessment Year: 2020
Tax Year: 2021

| Roll | Legal Address | | 100% The Golden Hills Reg. Div. 15 | | | | Total |
|---------|-------------------------|---------------------|------------------------------------|-----|-------------------------------------|----------------|---------|
| 9343000 | NW-10-25-26-4 | 22.50 Acres | South of Railway | | | | |
| | F | LAND | T | 1 | FARMLAND | Taxable Total: | 4,510 |
| | | | | | 100% Alberta School Foundation Fund | | |
| 9344000 | SE-10-25-26-4 | 123.78 Acres | | | | | |
| | F | LAND | T | 1 | FARMLAND | Taxable Total: | 29,340 |
| | | | | | 100% Alberta School Foundation Fund | | |
| 9344005 | IRR259 SE-10-25-26-4 | 0.20 Acres | Ptn. of Canal R of Way | | | | |
| | R | LAND | T | 104 | RESIDENTIAL VACANT LAND | Taxable Total: | 2,100 |
| | | | | | 100% The Golden Hills Reg. Div. 15 | | |
| 9344010 | 9312524 2 SE-10-25-26-4 | 20.71 Acres | Northeast Corner | | | | |
| | F | LAND | T | 1 | FARMLAND | Taxable Total: | 4,940 |
| | | | | | 100% The Golden Hills Reg. Div. 15 | | |
| 9344020 | 9312524 1 SE-10-25-26-4 | 2.70 Acres | Southeast Corner N of Canal | | | | |
| | | 251030 RGE RD 262 | | | | | |
| | R | LAND & IMPROVEMENTS | T | 103 | RESIDENTIAL LAND & IMPROVEMENTS | Taxable Total: | 596,500 |
| | | | | | 100% Alberta School Foundation Fund | | |
| 9344030 | 9412215 3 SE-10-25-26-4 | 3.00 Acres | Southeast corner | | | | |
| | | 251002 RGE RD 262 | | | | | |
| | R | LAND & IMPROVEMENTS | T | 103 | RESIDENTIAL LAND & IMPROVEMENTS | Taxable Total: | 560,500 |
| | | | | | 100% Alberta School Foundation Fund | | |
| 9344040 | IRR259 SE-10-25-26-4 | 5.10 Acres | Ptn. Canal R of Way | | | | |
| | NR | LAND | E | 167 | WESTERN IRRIGATION DIST EXEMPT | Exempt Total: | 6,290 |
| | | | | | 100% Alberta School Foundation Fund | | |
| 9344050 | 0012280 SE-10-25-26-4 | 3.00 Acres | Ptn. Canal R of Way | | | | |
| | NR | LAND | E | 167 | WESTERN IRRIGATION DIST EXEMPT | Exempt Total: | 3,700 |
| | | | | | 100% Alberta School Foundation Fund | | |
| 9344060 | 0012280 SE-10-25-26-4 | 1.00 Acres | Ptn of Canal R of Way | | | | |
| | NR | LAND | E | 167 | WESTERN IRRIGATION DIST EXEMPT | Exempt Total: | 1,230 |



2020 Assessment Roll (Valuation Date 1-July, 2020) 2021 Taxation Year, Wheatland County

Assessment Year: 2020
Tax Year: 2021

| Roll | Legal Address | | | | | | Total |
|---------|------------------------------------|---------------------|-------------------------------------|-------------------------------------|----------------|--|---------|
| 9344070 | 0012280 SE-10-25-26-4 0.30 Acres | | 100% Alberta School Foundation Fund | | | | |
| | | | Ptn. Canal R of Way | | | | |
| | NR | LAND | E 167 | WESTERN IRRIGATION DIST EXEMPT | Exempt Total: | | 370 |
| 9345000 | SW-10-25-26-4 132.20 Acres | | 100% Alberta School Foundation Fund | | | | |
| | | | Southeast of Canal | | | | |
| | F | LAND | T 1 | FARMLAND | Taxable Total: | | 35,800 |
| 9345010 | 9310597 1 SW-10-25-26-4 3.00 Acres | | 100% Christ The Redeemer Reg. 3 | | | | |
| | 251025 RGE RD 263 | | Central West Portion | | | | |
| | R | LAND & IMPROVEMENTS | T 103 | RESIDENTIAL LAND & IMPROVEMENTS | Taxable Total: | | 497,900 |
| 9345020 | IRR259 SW-10-25-26-4 8.80 Acres | | 100% Alberta School Foundation Fund | | | | |
| | | | | | | | |
| | NR | LAND | E 167 | WESTERN IRRIGATION DIST EXEMPT | Exempt Total: | | 10,850 |
| 9346000 | SW-10-25-26-4 16.10 Acres | | 100% Alberta School Foundation Fund | | | | |
| | 251037 RGE RD 263 | | NW Corner, North of Canal | | | | |
| | F | LAND & IMPROVEMENTS | T 1 | FARMLAND | | | 2,450 |
| | R | | T 103 | RESIDENTIAL LAND & IMPROVEMENTS | | | 591,990 |
| | | | | | Taxable Total: | | 594,440 |
| | R | | E 901 | RURAL RESIDENCE EXEMPTION (RAP) | | | 6,960 |
| | R | | E 903 | FARM BUILDING EXEMPT | | | 12,150 |
| | | | | 100% Alberta School Foundation Fund | Exempt Total: | | 19,110 |
| | | | | | Totals: | | 613,550 |
| 9347000 | NE-11-25-26-4 154.98 Acres | | | | | | |
| | | | | | | | |
| | F | LAND | T 1 | FARMLAND | Taxable Total: | | 42,250 |
| 9348000 | NE-11-25-26-4 5.01 Acres | | 100% Alberta School Foundation Fund | | | | |
| | 251044 RGE RD 261 | | Southeast Corner | | | | |
| | F | LAND & IMPROVEMENTS | T 1 | FARMLAND | | | 420 |
| | R | | T 103 | RESIDENTIAL LAND & IMPROVEMENTS | | | 464,680 |
| | | | | | Taxable Total: | | 465,100 |
| | R | | E 901 | RURAL RESIDENCE EXEMPTION (RAP) | | | 420 |
| | | | | | Totals: | | 465,520 |



2020 Assessment Roll (Valuation Date 1-July, 2020) 2021 Taxation Year, Wheatland County

Assessment Year: 2020
Tax Year: 2021

| Roll | Legal Address | 100% Alberta School Foundation Fund | | | | Total |
|---------|------------------------------------|-------------------------------------|-------------------------------------|-----------------------|--|---------|
| 9349000 | NW-11-25-26-4 152.75 Acres | | | | | |
| | F LAND | T 1 | FARMLAND | Taxable Total: | | 41,630 |
| | | | 100% Alberta School Foundation Fund | | | |
| 9349010 | 9710694 1 NW-11-25-26-4 3.00 Acres | | | Southwest Corner | | |
| | F LAND | T 1 | FARMLAND | Taxable Total: | | 640 |
| | | | 100% Alberta School Foundation Fund | | | |
| 9350000 | SE-11-25-26-4 80.00 Acres | | | North Half | | |
| | 251028 RGE RD 261 | | | | | |
| | F LAND & IMPROVEMENTS | T 1 | FARMLAND | | | 16,480 |
| | R | T 103 | RESIDENTIAL LAND & IMPROVEMENTS | | | 350,060 |
| | | | | Taxable Total: | | 366,540 |
| | R | E 901 | RURAL RESIDENCE EXEMPTION (RAP) | | | 61,540 |
| | | | 100% Alberta School Foundation Fund | Totals: | | 428,080 |
| 9351000 | SE-11-25-26-4 77.14 Acres | | | South Half | | |
| | 251016 RGE RD 261 | | | | | |
| | F LAND & IMPROVEMENTS | T 1 | FARMLAND | | | 21,480 |
| | R | T 103 | RESIDENTIAL LAND & IMPROVEMENTS | | | 438,220 |
| | | | | Taxable Total: | | 459,700 |
| | R | E 901 | RURAL RESIDENCE EXEMPTION (RAP) | | | 21,480 |
| | | | 100% Alberta School Foundation Fund | Totals: | | 481,180 |
| 9351010 | IRR329 SE-11-25-26-4 0.05 Acres | | | Ptn of Canal R of Way | | |
| | R LAND | T 104 | RESIDENTIAL VACANT LAND | Taxable Total: | | 100 |
| | | | 100% Alberta School Foundation Fund | | | |
| 9351020 | IRR329 SE-11-25-26-4 2.74 Acres | | | Canal R of Way | | |
| | NR LAND | E 167 | WESTERN IRRIGATION DIST EXEMPT | Exempt Total: | | 3,380 |
| | | | 100% Alberta School Foundation Fund | | | |
| 9351030 | 0012268 SE-11-25-26-4 0.10 Acres | | | Canal R of Way | | |
| | NR LAND | E 167 | WESTERN IRRIGATION DIST EXEMPT | Exempt Total: | | 120 |
| | | | 100% Alberta School Foundation Fund | | | |
| 9352000 | SW-11-25-26-4 90.10 Acres | | | North of Canal | | |



2020 Assessment Roll (Valuation Date 1-July, 2020) 2021 Taxation Year, Wheatland County

Assessment Year: 2020
Tax Year: 2021

| Roll | Legal Address | | | | Total |
|---------|--------------------|--------------------------|-------|--------------------------------------|-------------------------------|
| | F | LAND | T 1 | FARMLAND | Taxable Total: 25,840 |
| | | | | 100% Alberta School Foundation Fund | |
| 9352001 | SW-11-25-26-4 | 49.10 Acres | | | South of canal Landscape Plus |
| | 251001 RGE RD 262 | | | | |
| | F | LAND & IMPROVEMENTS | T 1 | FARMLAND | 11,700 |
| | R | | T 103 | RESIDENTIAL LAND & IMPROVEMENTS | 482,570 |
| | NR | | T 105 | NON-RESEIDENTIAL LAND & IMPROVEMENTS | 182,140 |
| | | | | Taxable Total: | 676,410 |
| | R | | E 901 | RURAL RESIDENCE EXEMPTION (RAP) | 11,700 |
| | | | | 100% Alberta School Foundation Fund | |
| | | | | Totals: | 688,110 |
| 9352010 | 9211852 1 | SW-11-25-26-4 3.00 Acres | | | Southwest portion |
| | 251013A RGE RD 262 | | | | |
| | R | LAND & IMPROVEMENTS | T 103 | RESIDENTIAL LAND & IMPROVEMENTS | Taxable Total: 243,900 |
| | | | | 100% Alberta School Foundation Fund | |
| 9352020 | 9510868 2 | SW-11-25-26-4 3.00 Acres | | | Central West, North of Canal |
| | 251027 RGE RD 262 | | | | |
| | R | LAND & IMPROVEMENTS | T 103 | RESIDENTIAL LAND & IMPROVEMENTS | Taxable Total: 553,100 |
| | | | | 100% Alberta School Foundation Fund | |
| 9352030 | 0012268 | SW-11-25-26-4 9.22 Acres | | | Canal Right of Way |
| | NR | LAND | E 167 | WESTERN IRRIGATION DIST EXEMPT | Exempt Total: 11,370 |
| | | | | 100% Alberta School Foundation Fund | |
| 9352050 | 1012976 3 1 | SW-11-25-26-4 3.00 Acres | | | NW CORNER |
| | F | LAND | T 1 | FARMLAND | Taxable Total: 650 |
| | | | | 100% Alberta School Foundation Fund | |
| 9352055 | 1012976 3 2 | SW-11-25-26-4 3.00 Acres | | | S APPROX. 155m OF NW CORNER |
| | F | LAND | T 1 | FARMLAND | Taxable Total: 650 |
| | | | | 100% Alberta School Foundation Fund | |
| 9353000 | NE-12-25-26-4 | 158.30 Acres | | | |
| | F | LAND | T 1 | FARMLAND | Taxable Total: 35,440 |
| | | | | 100% Alberta School Foundation Fund | |
| 9354000 | NW-12-25-26-4 | 157.00 Acres | | | |



2020 Assessment Roll (Valuation Date 1-July, 2020) 2021 Taxation Year, Wheatland County

Assessment Year: 2020
Tax Year: 2021

| Roll | Legal Address | | | | Total | |
|---------|---------------|---------------------|--------------|-----|--------------------------------------|--|
| | F | LAND | T | 1 | FARMLAND | Taxable Total: 42,400 |
| | | | | | 100% Alberta School Foundation Fund | |
| 9354010 | 9611842 1 | NW-12-25-26-4 | 2.99 Acres | | | Northwest Corner |
| | | 260075 TWP RD 252 | | | | |
| | R | LAND & IMPROVEMENTS | T | 103 | RESIDENTIAL LAND & IMPROVEMENTS | 527,900 |
| | R | | E | 903 | FARM BUILDING EXEMPT | 3,430 |
| | | | | | 50% The Golden Hills Reg. Div. 15 | |
| | | | | | 50% Christ The Redeemer Reg. 3 | |
| | | | | | Totals: | 531,330 |
| 9355000 | SE-12-25-26-4 | | 144.43 Acres | | | |
| | F | LAND | T | 1 | FARMLAND | Taxable Total: 32,710 |
| | | | | | 100% Alberta School Foundation Fund | |
| 9355010 | 0110587 1 | SE-12-25-26-4 | 3.00 Acres | | | SOUTHWEST CORNER OF LSD 1 Rose Enterprises - Back Hoe Services |
| | | 260024 TWP RD 251 | | | | |
| | R | LAND & IMPROVEMENTS | T | 103 | RESIDENTIAL LAND & IMPROVEMENTS | 378,950 |
| | NR | | T | 105 | NON-RESEIDENTIAL LAND & IMPROVEMENTS | 54,500 |
| | | | | | Taxable Total: | 433,450 |
| | R | | E | 903 | FARM BUILDING EXEMPT | 29,050 |
| | | | | | 100% Alberta School Foundation Fund | |
| | | | | | Totals: | 462,500 |
| 9356000 | SW-12-25-26-4 | | 153.03 Acres | | | |
| | F | LAND | T | 1 | FARMLAND | Taxable Total: 41,850 |
| | | | | | 100% Alberta School Foundation Fund | |
| 9356010 | 9611841 1 | SW-12-25-26-4 | 2.99 Acres | | | Southwest Corner |
| | | 251005 RGE RD 261 | | | | |
| | R | LAND & IMPROVEMENTS | T | 103 | RESIDENTIAL LAND & IMPROVEMENTS | Taxable Total: 621,400 |
| | | | | | 100% Alberta School Foundation Fund | |
| 9357000 | NE-13-25-26-4 | | 153.88 Acres | | | |
| | F | LAND | T | 1 | FARMLAND | Taxable Total: 29,120 |
| | | | | | 100% Alberta School Foundation Fund | |
| 9358000 | NW-13-25-26-4 | | 153.56 Acres | | | |
| | F | LAND | T | 1 | FARMLAND | Taxable Total: 36,510 |
| | | | | | 100% Alberta School Foundation Fund | |



2020 Assessment Roll (Valuation Date 1-July, 2020) 2021 Taxation Year, Wheatland County

Assessment Year: 2020
Tax Year: 2021

| Roll | Legal Address | Total |
|---------|--|--|
| 9358010 | 9311133 1 NW-13-25-26-4 3.00 Acres 252077 RGE RD 261 R LAND & IMPROVEMENTS T 103 RESIDENTIAL LAND & IMPROVEMENTS 100% Alberta School Foundation Fund | Northwest corner Taxable Total: 423,700 |
| 9359000 | SE-13-25-26-4 160.00 Acres F LAND T 1 FARMLAND 100% Alberta School Foundation Fund | Taxable Total: 37,690 |
| 9360000 | SW-13-25-26-4 154.38 Acres F LAND T 1 FARMLAND 100% Alberta School Foundation Fund | Taxable Total: 35,520 |
| 9361000 | NE-14-25-26-4 160.00 Acres F LAND T 1 FARMLAND 100% Alberta School Foundation Fund | Taxable Total: 41,580 |
| 9362000 | NW-14-25-26-4 160.00 Acres F LAND T 1 FARMLAND 100% Alberta School Foundation Fund | Taxable Total: 42,890 |
| 9363000 | SE-14-25-26-4 85.03 Acres 252036 RGE RD 261 F LAND & IMPROVEMENTS R R | North of Railway T 1 FARMLAND 22,670 T 103 RESIDENTIAL LAND & IMPROVEMENTS 409,630 Taxable Total: 432,300 E 901 RURAL RESIDENCE EXEMPTION (RAP) 22,670 100% Alberta School Foundation Fund Totals: 454,970 |
| 9364000 | SE-14-25-26-4 68.15 Acres 261032A TWP RD 252 F LAND & IMPROVEMENTS R R | SOUTH OF RAILWAY T 1 FARMLAND 18,280 T 103 RESIDENTIAL LAND & IMPROVEMENTS 745,890 Taxable Total: 764,170 E 901 RURAL RESIDENCE EXEMPTION (RAP) 28,510 100% Christ The Redeemer Reg. 3 Totals: 792,680 |
| 9365000 | SW-14-25-26-4 154.22 Acres | |



2020 Assessment Roll (Valuation Date 1-July, 2020) 2021 Taxation Year, Wheatland County

Assessment Year: 2020
Tax Year: 2021

| Roll | Legal Address | | | | Total |
|---------|-------------------------------------|--------------------------|-----------------------------|--------------------------------------|------------------------|
| 9366000 | F | LAND | T 1 | FARMLAND | Taxable Total: 39,200 |
| | 100% Alberta School Foundation Fund | | | | |
| 9367000 | SW-14-25-26-4 | 3.52 Acres | SE Corner, South of Railway | | |
| | 261046 TWP RD 252 | | | | |
| 9367010 | R | LAND & IMPROVEMENTS | T 103 | RESIDENTIAL LAND & IMPROVEMENTS | Taxable Total: 301,200 |
| | 100% Alberta School Foundation Fund | | | | |
| 9368000 | NE-15-25-26-4 | 157.00 Acres | | | |
| | | | | | |
| 9368010 | F | LAND | T 1 | FARMLAND | Taxable Total: 35,030 |
| | 100% Alberta School Foundation Fund | | | | |
| 9368010 | 0011489 2 | NE-15-25-26-4 3.00 Acres | NORTHEASTERLY CORNER | | |
| | 252068 RGE RD 262 | | | | |
| 9368010 | R | LAND & IMPROVEMENTS | T 103 | RESIDENTIAL LAND & IMPROVEMENTS | 238,070 |
| | R | | E 901 | RURAL RESIDENCE EXEMPTION (RAP) | 35,030 |
| 9368010 | 100% Alberta School Foundation Fund | | | | Totals: 273,100 |
| | | | | | |
| 9368010 | NW-15-25-26-4 | 155.00 Acres | RioBow Drilling | | |
| | 252045 RGE RD 263 | | | | |
| 9368010 | F | LAND & IMPROVEMENTS | T 1 | FARMLAND | 23,200 |
| | NR | | T 105 | NON-RESEIDENTIAL LAND & IMPROVEMENTS | 805,150 |
| 9368010 | 100% The Golden Hills Reg. Div. 15 | | | | Taxable Total: 828,350 |
| | | | | | |
| 9368010 | NW-15-25-26-4 | 5.00 Acres | Southwest Corner | | |
| | 252043 RGE RD 263 | | | | |
| 9369000 | R | LAND & IMPROVEMENTS | T 103 | RESIDENTIAL LAND & IMPROVEMENTS | 1,033,580 |
| | R | | E 901 | RURAL RESIDENCE EXEMPTION (RAP) | 30,770 |
| 9369000 | R | | E 903 | FARM BUILDING EXEMPT | 128,650 |
| | 100% Alberta School Foundation Fund | | | | Exempt Total: 159,420 |
| 9369000 | | | | | Totals: 1,193,000 |
| | | | | | |
| 9369010 | SE-15-25-26-4 | 157.00 Acres | | | |
| | | | | | |
| 9369010 | F | LAND | T 1 | FARMLAND | Taxable Total: 37,950 |
| | 100% Alberta School Foundation Fund | | | | |
| 9369010 | 9911703 1 | SE-15-25-26-4 2.99 Acres | NORTHEAST CORNER | | |
| | 252040 RGE RD 262 | | | | |
| 9369010 | R | LAND & IMPROVEMENTS | T 103 | RESIDENTIAL LAND & IMPROVEMENTS | Taxable Total: 621,800 |
| | 100% Alberta School Foundation Fund | | | | |



2020 Assessment Roll (Valuation Date 1-July, 2020) 2021 Taxation Year, Wheatland County

Assessment Year: 2020
Tax Year: 2021

| Roll | Legal Address | | | | | | Total |
|---------|-------------------------|--------------|--|--|----------------|--|-----------|
| 9370000 | SW-15-25-26-4 | 121.82 Acres | N Hlf LSD 3&4 & All of LSD 5&6 | | | | |
| | F LAND | | T 1 FARMLAND | | Taxable Total: | | 20,420 |
| | | | 100% The Golden Hills Reg. Div. 15 | | | | |
| 9370010 | SW-15-25-26-4 | 38.18 Acres | South Half LSD 3 & 4 | | | | |
| | 252007 RGE RD 263 | | | | | | |
| | F LAND & IMPROVEMENTS | | T 1 FARMLAND | | | | 6,520 |
| | R | | T 103 RESIDENTIAL LAND & IMPROVEMENTS | | | | 4,286,960 |
| | | | Taxable Total: | | | | 4,293,480 |
| | R | | E 901 RURAL RESIDENCE EXEMPTION (RAP) | | | | 61,540 |
| | | | 100% Alberta School Foundation Fund | | | | |
| | | | Totals: | | | | 4,355,020 |
| 9371000 | NE-16-25-26-4 | 150.45 Acres | | | | | |
| | F LAND | | T 1 FARMLAND | | Taxable Total: | | 31,710 |
| | | | 100% Alberta School Foundation Fund | | | | |
| 9371010 | 9310602 1 NE-16-25-26-4 | 9.55 Acres | Southeast Corner | | | | |
| | 252046 RGE RD 263 | | | | | | |
| | R LAND & IMPROVEMENTS | | T 103 RESIDENTIAL LAND & IMPROVEMENTS | | | | 515,730 |
| | R | | E 901 RURAL RESIDENCE EXEMPTION (RAP) | | | | 30,770 |
| | | | 100% The Golden Hills Reg. Div. 15 | | | | |
| | | | Totals: | | | | 546,500 |
| 9372000 | NW-16-25-26-4 | 159.01 Acres | Former Auto Repair and Boat & RV Storage | | | | |
| | 252045A RGE RD 264 | | | | | | |
| | F LAND & IMPROVEMENTS | | T 1 FARMLAND | | | | 31,580 |
| | R | | T 103 RESIDENTIAL LAND & IMPROVEMENTS | | | | 625,190 |
| | | | Taxable Total: | | | | 656,770 |
| | R | | E 901 RURAL RESIDENCE EXEMPTION (RAP) | | | | 63,290 |
| | R | | E 903 FARM BUILDING EXEMPT | | | | 7,020 |
| | | | 100% Alberta School Foundation Fund | | | | |
| | | | Exempt Total: | | | | 70,310 |
| | | | Totals: | | | | 727,080 |
| 9373000 | SE-16-25-26-4 | 80.00 Acres | West Half | | | | |
| | F LAND | | T 1 FARMLAND | | Taxable Total: | | 19,730 |
| | | | 100% Alberta School Foundation Fund | | | | |
| 9373010 | SE-16-25-26-4 | 80.00 Acres | East Half | | | | |
| | F LAND | | T 1 FARMLAND | | Taxable Total: | | 20,270 |



2020 Assessment Roll (Valuation Date 1-July, 2020) 2021 Taxation Year, Wheatland County

Assessment Year: 2020
Tax Year: 2021

| Roll | Legal Address | | | | Total | | |
|---------|-------------------------------------|---------------------|------------------------|-----|---------------------------------|----------------|---------|
| | 100% Alberta School Foundation Fund | | | | | | |
| 9374000 | SW-16-25-26-4 | 79.50 Acres | LSD 5 & 6 | | | | |
| | F | LAND | T | 1 | FARMLAND | Taxable Total: | 18,930 |
| | 100% Alberta School Foundation Fund | | | | | | |
| 9375000 | 1712360 1 3 SW-16-25-26-4 | 10.00 Acres | SE Corner | | AVM AUTOMOTIVE | | |
| | 263042 TWP RD 252 | | | | | | |
| | F | LAND & IMPROVEMENTS | T | 1 | FARMLAND | | 1,650 |
| | R | | T | 103 | RESIDENTIAL LAND & IMPROVEMENTS | | 527,450 |
| | | | | | Taxable Total: | | 529,100 |
| | R | | E | 901 | RURAL RESIDENCE EXEMPTION (RAP) | | 1,650 |
| | R | | E | 903 | FARM BUILDING EXEMPT | | 2,550 |
| | 100% Alberta School Foundation Fund | | | | Exempt Total: | | 4,200 |
| | | | | | Totals: | | 533,300 |
| 9375010 | 1712360 1 4 SW-16-25-26-4 | 29.79 Acres | 330' West of SE Corner | | | | |
| | 263058 TWP RD 252 | | | | | | |
| | F | LAND & IMPROVEMENTS | T | 1 | FARMLAND | | 6,300 |
| | R | | T | 103 | RESIDENTIAL LAND & IMPROVEMENTS | | 429,300 |
| | | | | | Taxable Total: | | 435,600 |
| | R | | E | 901 | RURAL RESIDENCE EXEMPTION (RAP) | | 6,300 |
| | R | | E | 903 | FARM BUILDING EXEMPT | | 143,830 |
| | 100% Alberta School Foundation Fund | | | | Exempt Total: | | 150,130 |
| | | | | | Totals: | | 585,730 |
| 9376000 | SW-16-25-26-4 | 39.50 Acres | LSD 4 | | | | |
| | F | LAND | T | 1 | FARMLAND | Taxable Total: | 10,000 |
| | 100% Alberta School Foundation Fund | | | | | | |
| 9377000 | NE-17-25-26-4 | 129.50 Acres | | | | | |
| | F | LAND | T | 1 | FARMLAND | Taxable Total: | 36,580 |
| | 100% Alberta School Foundation Fund | | | | | | |
| 9378000 | NE-17-25-26-4 | 29.50 Acres | West Portion | | LSD 16 | | |
| | 252068 RGE RD 264 | | | | | | |
| | F | LAND & IMPROVEMENTS | T | 1 | FARMLAND | | 6,730 |
| | R | | T | 103 | RESIDENTIAL LAND & IMPROVEMENTS | | 254,160 |
| | | | | | Taxable Total: | | 260,890 |
| | R | | E | 901 | RURAL RESIDENCE EXEMPTION (RAP) | | 61,540 |



2020 Assessment Roll (Valuation Date 1-July, 2020) 2021 Taxation Year, Wheatland County

Assessment Year: 2020
Tax Year: 2021

| Roll | Legal Address | | | | | | Total |
|---------|-----------------------|--------------|-------------------------------------|---------------------------------|----------------|-----------------------|-----------------|
| | | | 100% Alberta School Foundation Fund | | | | Totals: 322,430 |
| 9379000 | NW-17-25-26-4 | 160.00 Acres | | | | | |
| | F LAND | | T 1 | FARMLAND | Taxable Total: | 41,700 | |
| | | | 100% Alberta School Foundation Fund | | | | |
| 9380000 | SE-17-25-26-4 | 159.01 Acres | | | | | |
| | F LAND | | T 1 | FARMLAND | Taxable Total: | 45,950 | |
| | | | 100% Alberta School Foundation Fund | | | | |
| 9381000 | SW-17-25-26-4 | 160.00 Acres | | | | | |
| | F LAND | | T 1 | FARMLAND | Taxable Total: | 39,900 | |
| | | | 100% Alberta School Foundation Fund | | | | |
| 9382000 | NE-20-25-26-4 | 157.96 Acres | | | | | |
| | 253056 RGE RD 264 | | | | | | |
| | F LAND & IMPROVEMENTS | | T 1 | FARMLAND | | 36,710 | |
| | R | | T 103 | RESIDENTIAL LAND & IMPROVEMENTS | | 442,710 | |
| | | | Taxable Total: | | | 479,420 | |
| | R | | E 901 | RURAL RESIDENCE EXEMPTION (RAP) | | 92,310 | |
| | R | | E 903 | FARM BUILDING EXEMPT | | 23,680 | |
| | | | 100% Alberta School Foundation Fund | | | Exempt Total: 115,990 | |
| | | | Totals: | | | 595,410 | |
| 9383000 | NW-20-25-26-4 | 158.97 Acres | | | | | |
| | F LAND | | T 1 | FARMLAND | Taxable Total: | 45,190 | |
| | | | 100% Alberta School Foundation Fund | | | | |
| 9385000 | SE-20-25-26-4 | 159.01 Acres | | | | | |
| | F LAND | | T 1 | FARMLAND | Taxable Total: | 45,340 | |
| | | | 100% Alberta School Foundation Fund | | | | |
| 9386000 | SW-20-25-26-4 | 160.00 Acres | | | | | |
| | F LAND | | T 1 | FARMLAND | Taxable Total: | 44,540 | |
| | | | 100% Alberta School Foundation Fund | | | | |
| 9387000 | NE-21-25-26-4 | 156.02 Acres | | | | | |
| | 253062 RGE RD 263 | | | | | | |



2020 Assessment Roll (Valuation Date 1-July, 2020) 2021 Taxation Year, Wheatland County

Assessment Year: 2020
Tax Year: 2021

| Roll | Legal Address | | | | | Total |
|--------------------------------|--|---------------------|---|-----|---------------------------------|---------|
| 9387010 | F | LAND & IMPROVEMENTS | T | 1 | FARMLAND | 27,520 |
| | R | | T | 103 | RESIDENTIAL LAND & IMPROVEMENTS | 352,880 |
| | Taxable Total: | | | | | 380,400 |
| | R | | E | 901 | RURAL RESIDENCE EXEMPTION (RAP) | 27,520 |
| | R | | E | 903 | FARM BUILDING EXEMPT | 291,830 |
| | 100% Christ The Redeemer Reg. 3 | | | | | 319,350 |
| | Exempt Total: | | | | | 699,750 |
| Totals: | | | | | | |
| 9387010 | 9011732 1 NE-21-25-26-4 2.99 Acres Northwest Corner 263039 HWY 564 | | | | | |
| | R | LAND & IMPROVEMENTS | T | 103 | RESIDENTIAL LAND & IMPROVEMENTS | 501,400 |
| | R | | E | 903 | FARM BUILDING EXEMPT | 5,600 |
| | 50% The Golden Hills Reg. Div. 15 | | | | | 507,000 |
| Totals: | | | | | | |
| 50% Christ The Redeemer Reg. 3 | | | | | | |
| 9388000 | NW-21-25-26-4 158.00 Acres | | | | | |
| | F | LAND | T | 1 | FARMLAND | 40,230 |
| | 100% Alberta School Foundation Fund | | | | | |
| 9389000 | SE-21-25-26-4 152.25 Acres | | | | | |
| | F | LAND | T | 1 | FARMLAND | 37,810 |
| | 100% Alberta School Foundation Fund | | | | | |
| 9389010 | 9410180 1 SE-21-25-26-4 2.99 Acres Southeast Corner 252084 RGE RD 263 | | | | | |
| | R | LAND & IMPROVEMENTS | T | 103 | RESIDENTIAL LAND & IMPROVEMENTS | 360,400 |
| | 100% Alberta School Foundation Fund | | | | | |
| 9389020 | 1710449 1 2 SE-21-25-26-4 4.75 Acres NE corner of LSD 1 253014 RGE RD 263 | | | | | |
| | F | LAND & IMPROVEMENTS | T | 1 | FARMLAND | 500 |
| | R | | T | 103 | RESIDENTIAL LAND & IMPROVEMENTS | 639,400 |
| | Taxable Total: | | | | | 639,900 |
| | R | | E | 901 | RURAL RESIDENCE EXEMPTION (RAP) | 500 |
| | 100% Alberta School Foundation Fund | | | | | 640,400 |
| Totals: | | | | | | |
| 9390000 | SW-21-25-26-4 34.76 Acres N 660' North Half LSD 4 & 5 253031 RGE RD 264 | | | | | |
| | F | LAND & IMPROVEMENTS | T | 1 | FARMLAND | 5,600 |
| | R | | T | 103 | RESIDENTIAL LAND & IMPROVEMENTS | 461,800 |
| Taxable Total: | | | | | 467,400 | |



2020 Assessment Roll (Valuation Date 1-July, 2020) 2021 Taxation Year, Wheatland County

Assessment Year: 2020
Tax Year: 2021

| Roll | Legal Address | | | | | Total |
|---------|---------------|---------------------|------------|------|---------------------------------|------------------------|
| | R | | E | 901 | RURAL RESIDENCE EXEMPTION (RAP) | 6,100 |
| | | | | 100% | Alberta School Foundation Fund | |
| | | | | | Totals: | 473,500 |
| 9390010 | 1512308 1 1 | SW-21-25-26-4 | 4.99 Acres | | NorthWest Corner | |
| | F | LAND | T | 1 | FARMLAND | Taxable Total: 500 |
| | | | | 100% | Alberta School Foundation Fund | |
| 9391000 | SW-21-25-26-4 | 79.50 Acres | | | South Half | |
| | F | LAND | T | 1 | FARMLAND | Taxable Total: 15,440 |
| | | | | 100% | Alberta School Foundation Fund | |
| 9392000 | SW-21-25-26-4 | 39.75 Acres | | | South Half LSD 4 & 5 | |
| | F | LAND | T | 1 | FARMLAND | Taxable Total: 9,100 |
| | | | | 100% | Alberta School Foundation Fund | |
| 9393000 | NE-22-25-26-4 | 153.99 Acres | | | | |
| | F | LAND | T | 1 | FARMLAND | Taxable Total: 42,060 |
| | | | | 100% | Alberta School Foundation Fund | |
| 9394000 | NE-22-25-26-4 | 5.01 Acres | | | Southeast Corner | |
| | | 253044 RGE RD 262 | | | | |
| | F | LAND & IMPROVEMENTS | T | 1 | FARMLAND | 430 |
| | R | | T | 103 | RESIDENTIAL LAND & IMPROVEMENTS | 578,470 |
| | | | | | Taxable Total: | 578,900 |
| | R | | E | 901 | RURAL RESIDENCE EXEMPTION (RAP) | 430 |
| | R | | E | 903 | FARM BUILDING EXEMPT | 65,420 |
| | | | | 100% | Alberta School Foundation Fund | |
| | | | | | Exempt Total: | 65,850 |
| | | | | | Totals: | 644,750 |
| 9395000 | NW-22-25-26-4 | 150.00 Acres | | | | |
| | F | LAND | T | 1 | FARMLAND | Taxable Total: 32,190 |
| | | | | 100% | Alberta School Foundation Fund | |
| 9395010 | 9511014 1 | NW-22-25-26-4 | 3.00 Acres | | Southwest Corner | |
| | | 253043 RGE RD 263 | | | | |
| | R | LAND & IMPROVEMENTS | T | 103 | RESIDENTIAL LAND & IMPROVEMENTS | Taxable Total: 495,600 |
| | | | | 100% | Alberta School Foundation Fund | |



2020 Assessment Roll (Valuation Date 1-July, 2020) 2021 Taxation Year, Wheatland County

Assessment Year: 2020
Tax Year: 2021

| Roll | Legal Address | Total |
|---------|---|-----------|
| 9395020 | 1412217 2 2 NW-22-25-26-4 3.00 Acres 253051 RGE RD 263 74 M north of SW Corner | |
| | R LAND & IMPROVEMENTS T 103 RESIDENTIAL LAND & IMPROVEMENTS | 327,810 |
| | R E 901 RURAL RESIDENCE EXEMPTION (RAP) | 32,190 |
| | R E 903 FARM BUILDING EXEMPT | 2,350 |
| | 100% Alberta School Foundation Fund Exempt Total: | 34,540 |
| | Totals: | 362,350 |
| 9395030 | 1412217 2 1 NW-22-25-26-4 3.00 Acres 206 M north of SW Corner | |
| | F LAND T 1 FARMLAND | |
| | 100% Alberta School Foundation Fund Taxable Total: | 800 |
| 9396000 | SE-22-25-26-4 160.00 Acres 253028A RGE RD 262 Wheatland Equestrian & Riding Arena | |
| | F LAND & IMPROVEMENTS T 1 FARMLAND | 31,660 |
| | R T 103 RESIDENTIAL LAND & IMPROVEMENTS | 421,500 |
| | NR T 105 NON-RESEIDENTIAL LAND & IMPROVEMENTS | 669,370 |
| | R Taxable Total: | 1,122,530 |
| | R E 901 RURAL RESIDENCE EXEMPTION (RAP) | 31,660 |
| | E 903 FARM BUILDING EXEMPT | 201,170 |
| | 100% The Golden Hills Reg. Div. 15 Exempt Total: | 232,830 |
| | Totals: | 1,355,360 |
| 9397000 | SW-22-25-26-4 157.00 Acres 253039 RGE RD 263 | |
| | F LAND & IMPROVEMENTS T 1 FARMLAND | 29,150 |
| | R T 103 RESIDENTIAL LAND & IMPROVEMENTS | 890,310 |
| | R Taxable Total: | 919,460 |
| | E 901 RURAL RESIDENCE EXEMPTION (RAP) | 22,590 |
| | 100% Alberta School Foundation Fund Totals: | 942,050 |
| 9397010 | 9111618 1 SW-22-25-26-4 2.99 Acres 252083 RGE RD 263 Southwest Corner | |
| | R LAND & IMPROVEMENTS T 103 RESIDENTIAL LAND & IMPROVEMENTS Taxable Total: | 508,700 |
| | 100% Alberta School Foundation Fund | |
| 9398000 | NE-23-25-26-4 155.61 Acres | |
| | F LAND T 1 FARMLAND | |
| | 100% Alberta School Foundation Fund Taxable Total: | 38,190 |



2020 Assessment Roll (Valuation Date 1-July, 2020) 2021 Taxation Year, Wheatland County

Assessment Year: 2020
Tax Year: 2021

| Roll | Legal Address | | | | Total |
|---------|-------------------------|---------------------------------------|------------------|---------|-------|
| 9399000 | NW-23-25-26-4 | 158.97 Acres | | | |
| | 253075 RGE RD 262 | | | | |
| | F LAND & IMPROVEMENTS | T 1 FARMLAND | | 41,200 | |
| | R | T 103 RESIDENTIAL LAND & IMPROVEMENTS | | 457,660 | |
| | | | Taxable Total: | 498,860 | |
| | R | E 901 RURAL RESIDENCE EXEMPTION (RAP) | | 61,540 | |
| | R | E 903 FARM BUILDING EXEMPT | | 12,200 | |
| | | 100% Alberta School Foundation Fund | Exempt Total: | 73,740 | |
| | | | Totals: | 572,600 | |
| 9400000 | SE-23-25-26-4 | 160.00 Acres | | | |
| | 252084 RGE RD 261 | | | | |
| | F LAND & IMPROVEMENTS | T 1 FARMLAND | | 41,750 | |
| | R | T 103 RESIDENTIAL LAND & IMPROVEMENTS | | 370,660 | |
| | | | Taxable Total: | 412,410 | |
| | R | E 901 RURAL RESIDENCE EXEMPTION (RAP) | | 61,540 | |
| | | 100% Alberta School Foundation Fund | Totals: | 473,950 | |
| 9401000 | SW-23-25-26-4 | 147.27 Acres | | | |
| | F LAND | T 1 FARMLAND | | 41,720 | |
| | | 100% Alberta School Foundation Fund | Taxable Total: | 41,720 | |
| 9401010 | 9310109 1 SW-23-25-26-4 | 12.73 Acres | Southwest Corner | | |
| | 253009 RGE RD 262 | | | | |
| | F LAND & IMPROVEMENTS | T 1 FARMLAND | | 2,200 | |
| | R | T 103 RESIDENTIAL LAND & IMPROVEMENTS | | 320,900 | |
| | | | Taxable Total: | 323,100 | |
| | R | E 901 RURAL RESIDENCE EXEMPTION (RAP) | | 2,200 | |
| | R | E 903 FARM BUILDING EXEMPT | | 38,190 | |
| | | 100% Alberta School Foundation Fund | Exempt Total: | 40,390 | |
| | | | Totals: | 363,490 | |
| 9402000 | NE-24-25-26-4 | 159.00 Acres | | | |
| | F LAND | T 1 FARMLAND | | 28,300 | |
| | | 100% Alberta School Foundation Fund | Taxable Total: | 28,300 | |
| 9403000 | NW-24-25-26-4 | 159.00 Acres | | | |
| | F LAND | T 1 FARMLAND | | 28,070 | |
| | | 100% Alberta School Foundation Fund | Taxable Total: | 28,070 | |



2020 Assessment Roll (Valuation Date 1-July, 2020) 2021 Taxation Year, Wheatland County

Assessment Year: 2020
Tax Year: 2021

| Roll | Legal Address | | | | | | Total |
|---------|-----------------------|--------------|-------------------------------------|--|------------------|--|--------|
| 9404000 | SE-24-25-26-4 | 160.00 Acres | | | | | |
| | F LAND | | T 1 FARMLAND | | Taxable Total: | | 25,830 |
| | | | 100% Alberta School Foundation Fund | | | | |
| 9405000 | SW-24-25-26-4 | 160.00 Acres | | | | | |
| | F LAND | | T 1 FARMLAND | | Taxable Total: | | 35,730 |
| | | | 100% Alberta School Foundation Fund | | | | |
| 9406000 | NE-25-25-26-4 | 160.00 Acres | | | | | |
| | F LAND | | T 1 FARMLAND | | Taxable Total: | | 33,110 |
| | | | 100% Alberta School Foundation Fund | | | | |
| 9407000 | NW-25-25-26-4 | 157.30 Acres | | | | | |
| | F LAND | | T 1 FARMLAND | | Taxable Total: | | 21,250 |
| | | | 100% Alberta School Foundation Fund | | | | |
| 9408000 | SE-25-25-26-4 | 156.20 Acres | | | | | |
| | F LAND | | T 1 FARMLAND | | Taxable Total: | | 14,500 |
| | | | 100% Alberta School Foundation Fund | | | | |
| 9409000 | SW-25-25-26-4 | 157.80 Acres | | | | | |
| | F LAND | | T 1 FARMLAND | | Taxable Total: | | 16,070 |
| | | | 100% Alberta School Foundation Fund | | | | |
| 9410000 | NE-26-25-26-4 | 159.70 Acres | | | | | |
| | F LAND | | T 1 FARMLAND | | Taxable Total: | | 16,820 |
| | | | 100% Alberta School Foundation Fund | | | | |
| 9411000 | NW-26-25-26-4 | 150.00 Acres | | | | | |
| | F LAND | | T 1 FARMLAND | | Taxable Total: | | 35,400 |
| | | | 100% Alberta School Foundation Fund | | | | |
| 9412000 | NW-26-25-26-4 | 10.00 Acres | | | | | |
| | 254079 RGE RD 262 | | | | | | |
| | F LAND & IMPROVEMENTS | | T 1 FARMLAND | | Northwest Corner | | 1,600 |



2020 Assessment Roll (Valuation Date 1-July, 2020) 2021 Taxation Year, Wheatland County

Assessment Year: 2020
Tax Year: 2021

| Roll | Legal Address | | | | | Total |
|---------|-------------------------|---------------------|---|-----|-------------------------------------|---------|
| | R | | T | 103 | RESIDENTIAL LAND & IMPROVEMENTS | 452,600 |
| | | | | | Taxable Total: | 454,200 |
| | R | | E | 901 | RURAL RESIDENCE EXEMPTION (RAP) | 1,600 |
| | R | | E | 903 | FARM BUILDING EXEMPT | 49,500 |
| | | | | | 100% Christ The Redeemer Reg. 3 | |
| | | | | | Exempt Total: | 51,100 |
| | | | | | Totals: | 505,300 |
| 9413000 | SE-26-25-26-4 | 78.74 Acres | | | North Half | |
| | F | LAND | T | 1 | FARMLAND | |
| | | | | | 100% Alberta School Foundation Fund | |
| | | | | | Taxable Total: | 8,080 |
| 9414000 | SE-26-25-26-4 | 78.19 Acres | | | South Half | |
| | | 261008 HWY 564 | | | | |
| | F | LAND & IMPROVEMENTS | T | 1 | FARMLAND | 14,330 |
| | R | | T | 103 | RESIDENTIAL LAND & IMPROVEMENTS | 485,360 |
| | | | | | Taxable Total: | 499,690 |
| | R | | E | 901 | RURAL RESIDENCE EXEMPTION (RAP) | 61,540 |
| | R | | E | 903 | FARM BUILDING EXEMPT | 31,800 |
| | | | | | 100% Alberta School Foundation Fund | |
| | | | | | Exempt Total: | 93,340 |
| | | | | | Totals: | 593,030 |
| 9415000 | SW-26-25-26-4 | 156.77 Acres | | | | |
| | F | LAND | T | 1 | FARMLAND | |
| | | | | | 100% Alberta School Foundation Fund | |
| | | | | | Taxable Total: | 24,960 |
| 9416000 | NE-27-25-26-4 | 158.24 Acres | | | | |
| | F | LAND | T | 1 | FARMLAND | |
| | | | | | 100% Alberta School Foundation Fund | |
| | | | | | Taxable Total: | 37,310 |
| 9417000 | NW-27-25-26-4 | 153.47 Acres | | | | |
| | F | LAND | T | 1 | FARMLAND | |
| | | | | | 100% Alberta School Foundation Fund | |
| | | | | | Taxable Total: | 30,690 |
| 9417010 | 8811681 1 NW-27-25-26-4 | 3.93 Acres | | | Central West Portion | |
| | | 254057 RGE RD 263 | | | | |
| | R | LAND & IMPROVEMENTS | T | 103 | RESIDENTIAL LAND & IMPROVEMENTS | 317,330 |
| | R | | E | 901 | RURAL RESIDENCE EXEMPTION (RAP) | 30,770 |
| | R | | E | 903 | FARM BUILDING EXEMPT | 34,470 |
| | | | | | Exempt Total: | 65,240 |



2020 Assessment Roll (Valuation Date 1-July, 2020) 2021 Taxation Year, Wheatland County

Assessment Year: 2020
Tax Year: 2021

| Roll | Legal Address | 100% Alberta School Foundation Fund | | | | Total |
|-------------------------------------|---|-------------------------------------|---------------------------------------|----------------|---------|-------|
| Totals: | | | | | 382,570 | |
| 9418000 | SE-27-25-26-4 262020A HWY 564 | 141.64 Acres | | | | |
| | F LAND & IMPROVEMENTS | T 1 | FARMLAND | | 33,910 | |
| | R | T 101 | RESIDENTIAL IMPROVEMENT NIL RAP ALLOW | | 179,000 | |
| | R | T 103 | RESIDENTIAL LAND & IMPROVEMENTS | | 467,060 | |
| | | Taxable Total: | | | 679,970 | |
| | R | E 901 | RURAL RESIDENCE EXEMPTION (RAP) | | 61,540 | |
| | R | E 903 | FARM BUILDING EXEMPT | | 42,890 | |
| | | 100% Alberta School Foundation Fund | | Exempt Total: | 104,430 | |
| Totals: | | | | | 784,400 | |
| 9418010 | 9210029 1 SE-27-25-26-4 262010 HWY 564 | 4.60 Acres | Central Portion LSD 1 | | | |
| | F LAND & IMPROVEMENTS | T 1 | FARMLAND | | 210 | |
| | R | T 103 | RESIDENTIAL LAND & IMPROVEMENTS | | 581,090 | |
| | | Taxable Total: | | | 581,300 | |
| | R | E 901 | RURAL RESIDENCE EXEMPTION (RAP) | | 210 | |
| | | 100% Alberta School Foundation Fund | | Totals: | 581,510 | |
| 9419000 | SE-27-25-26-4 254042 RGE RD 262 | 12.00 Acres | Northeast Corner | | | |
| | F LAND & IMPROVEMENTS | T 1 | FARMLAND | | 1,760 | |
| | R | T 103 | RESIDENTIAL LAND & IMPROVEMENTS | | 527,540 | |
| | | Taxable Total: | | | 529,300 | |
| | R | E 901 | RURAL RESIDENCE EXEMPTION (RAP) | | 1,760 | |
| | | 100% Alberta School Foundation Fund | | Totals: | 531,060 | |
| 9420000 | SW-27-25-26-4 | 150.69 Acres | | | | |
| | F LAND | T 1 | FARMLAND | | | |
| | | Taxable Total: | | | 30,300 | |
| 100% Alberta School Foundation Fund | | | | | | |
| 9420010 | 9410766 1 SW-27-25-26-4 262066 HWY 564 | 8.31 Acres | S of Rlwy, E Prtn of LSD 4 & 5 | | | |
| | R LAND & IMPROVEMENTS | T 103 | RESIDENTIAL LAND & IMPROVEMENTS | | 799,300 | |
| | | 100% Alberta School Foundation Fund | | Taxable Total: | 799,300 | |
| 9421000 | NE-28-25-26-4 254066 RGE RD 263 | 148.66 Acres | Southwest of Canal | | | |
| | F LAND & IMPROVEMENTS | T 1 | FARMLAND | | 31,960 | |
| | R | T 103 | RESIDENTIAL LAND & IMPROVEMENTS | | 355,460 | |



2020 Assessment Roll (Valuation Date 1-July, 2020) 2021 Taxation Year, Wheatland County

Assessment Year: 2020
Tax Year: 2021

| Roll | Legal Address | | | | Total |
|---------|-------------------------|--------------|---------------------------------------|--------------------------------|----------------|
| | R | | E 901 RURAL RESIDENCE EXEMPTION (RAP) | Taxable Total: | 387,420 |
| | | | 100% Alberta School Foundation Fund | | 61,540 |
| | | | | Totals: | 448,960 |
| 9422000 | NE-28-25-26-4 | 10.10 Acres | | Northeast Corner | |
| | F LAND | | T 1 FARMLAND | Taxable Total: | 1,620 |
| | | | 100% Alberta School Foundation Fund | | |
| 9423000 | NW-28-25-26-4 | 156.97 Acres | | | |
| | 254061A RGE RD 264 | | | | |
| | F LAND & IMPROVEMENTS | | T 1 FARMLAND | | 32,120 |
| | R | | T 103 RESIDENTIAL LAND & IMPROVEMENTS | | 296,580 |
| | | | | Taxable Total: | 328,700 |
| | R | | E 901 RURAL RESIDENCE EXEMPTION (RAP) | | 32,120 |
| | | | 100% Alberta School Foundation Fund | Totals: | 360,820 |
| 9423010 | 9411935 1 NW-28-25-26-4 | 3.00 Acres | | Southwest corner | |
| | 254041 RGE RD 264 | | | | |
| | R LAND & IMPROVEMENTS | | T 103 RESIDENTIAL LAND & IMPROVEMENTS | Taxable Total: | 373,900 |
| | | | 100% Alberta School Foundation Fund | | |
| 9424000 | SE-28-25-26-4 | 158.37 Acres | | | |
| | F LAND | | T 1 FARMLAND | Taxable Total: | 36,960 |
| | | | 100% Alberta School Foundation Fund | | |
| 9425000 | 7915Q OT SE-28-25-26-4 | 1.08 Acres | | ROAD ALLOWANCE | |
| | NR LAND | | E 155 WHEATLAND COUNTY EXEMPT | Exempt Total: | 1,330 |
| | | | 100% Alberta School Foundation Fund | | |
| 9425010 | SE-28-25-26-4 | 0.64 Acres | | Canal | |
| | NR LAND | | E 167 WESTERN IRRIGATION DIST EXEMPT | Exempt Total: | 790 |
| | | | 100% Alberta School Foundation Fund | | |
| 9426000 | SW-28-25-26-4 | 137.10 Acres | | N of Rd widening & NE of canal | |
| | F LAND | | T 1 FARMLAND | Taxable Total: | 36,920 |
| | | | 100% Alberta School Foundation Fund | | |
| 9426010 | SW-28-25-26-4 | 16.24 Acres | | Southwest Corner | |
| | 254005 RGE RD 264 | | | | |



2020 Assessment Roll (Valuation Date 1-July, 2020) 2021 Taxation Year, Wheatland County

Assessment Year: 2020
Tax Year: 2021

| Roll | Legal Address | | | | Total |
|---------|---|---------------------|---|-------------------------------------|---------|
| 9426020 | F | LAND & IMPROVEMENTS | T | 1 FARMLAND | 3,110 |
| | R | | T | 103 RESIDENTIAL LAND & IMPROVEMENTS | 509,690 |
| | | | | Taxable Total: | 512,800 |
| | R | | E | 901 RURAL RESIDENCE EXEMPTION (RAP) | 3,110 |
| | R | | E | 903 FARM BUILDING EXEMPT | 226,470 |
| | | | | 100% Alberta School Foundation Fund | 229,580 |
| | | | | Exempt Total: | 229,580 |
| | | | | Totals: | 742,380 |
| 9426020 | 9210715 1 SW-28-25-26-4 3.00 Acres 263042 HWY 564 Southeast Corner | | | | |
| | R | LAND & IMPROVEMENTS | T | 103 RESIDENTIAL LAND & IMPROVEMENTS | 428,200 |
| | | | | 100% Alberta School Foundation Fund | |
| 9427000 | NE-33-25-26-4 160.00 Acres | | | | |
| | F | LAND | T | 1 FARMLAND | 43,780 |
| | | | | 100% Alberta School Foundation Fund | |
| 9428000 | NW-33-25-26-4 160.00 Acres | | | | |
| | F | LAND | T | 1 FARMLAND | 35,760 |
| | | | | 100% Alberta School Foundation Fund | |
| 9429000 | SE-33-25-26-4 150.50 Acres 255004 RGE RD 263 | | | | |
| | F | LAND & IMPROVEMENTS | T | 1 FARMLAND | 36,310 |
| | R | | T | 103 RESIDENTIAL LAND & IMPROVEMENTS | 393,760 |
| | | | | Taxable Total: | 430,070 |
| | R | | E | 901 RURAL RESIDENCE EXEMPTION (RAP) | 61,540 |
| | | | | 100% Alberta School Foundation Fund | 491,610 |
| | | | | Totals: | 491,610 |
| 9430000 | SE-33-25-26-4 8.46 Acres Southwest Corner | | | | |
| | F | LAND | T | 1 FARMLAND | 670 |
| | | | | 100% Alberta School Foundation Fund | |
| 9431000 | SW-33-25-26-4 156.30 Acres | | | | |
| | F | LAND | T | 1 FARMLAND | 29,930 |
| | | | | 100% Alberta School Foundation Fund | |
| 9432000 | NE-34-25-26-4 157.00 Acres | | | | |



2020 Assessment Roll (Valuation Date 1-July, 2020) 2021 Taxation Year, Wheatland County

Assessment Year: 2020
Tax Year: 2021

| Roll | Legal Address | | | | | Total |
|---------|---|--|----------------|-------------------------------|--|---------|
| | F LAND | T 1 FARMLAND | Taxable Total: | | | 42,320 |
| | | 100% Alberta School Foundation Fund | | | | |
| 9432010 | 9813092 2 NE-34-25-26-4 3.00 Acres 255048 RGE RD 262 | | | SOUTHEAST CORNER | | |
| | R LAND & IMPROVEMENTS | T 103 RESIDENTIAL LAND & IMPROVEMENTS | Taxable Total: | | | 438,300 |
| | | 100% Alberta School Foundation Fund | | | | |
| 9433000 | NW-34-25-26-4 152.50 Acres | | | | | |
| | F LAND | T 1 FARMLAND | Taxable Total: | | | 41,070 |
| | | 100% The Golden Hills Reg. Div. 15 | | | | |
| 9433010 | 9110438 1 NW-34-25-26-4 7.50 Acres 255067 RGE RD 263 | | | Northwest Corner JB Taxidermy | | |
| | F LAND & IMPROVEMENTS | T 1 FARMLAND | | | | 980 |
| | R | T 103 RESIDENTIAL LAND & IMPROVEMENTS | | | | 345,580 |
| | NR | T 105 NON-RESEIDENTIAL LAND & IMPROVEMENTS | | | | 67,220 |
| | | | Taxable Total: | | | 413,780 |
| | R | E 901 RURAL RESIDENCE EXEMPTION (RAP) | | | | 980 |
| | | 100% Alberta School Foundation Fund | Totals: | | | 414,760 |
| 9434000 | SE-34-25-26-4 157.00 Acres | | | | | |
| | F LAND | T 1 FARMLAND | Taxable Total: | | | 38,410 |
| | | 100% Alberta School Foundation Fund | | | | |
| 9434010 | 9710939 1 SE-34-25-26-4 3.00 Acres 255040 RGE RD 262 | | | Northeast Corner | | |
| | R LAND & IMPROVEMENTS | T 103 RESIDENTIAL LAND & IMPROVEMENTS | Taxable Total: | | | 558,800 |
| | | 100% Alberta School Foundation Fund | | | | |
| 9435000 | SW-34-25-26-4 157.00 Acres | | | | | |
| | F LAND | T 1 FARMLAND | Taxable Total: | | | 39,670 |
| | | 100% Alberta School Foundation Fund | | | | |
| 9435010 | 9711062 1 SW-34-25-26-4 3.00 Acres 255037 RGE RD 263 | | | Northwest Corner | | |
| | R LAND & IMPROVEMENTS | T 103 RESIDENTIAL LAND & IMPROVEMENTS | Taxable Total: | | | 518,900 |
| | | 100% Alberta School Foundation Fund | | | | |
| 9436000 | NE-35-25-26-4 157.24 Acres | | | | | |



2020 Assessment Roll (Valuation Date 1-July, 2020) 2021 Taxation Year, Wheatland County

Assessment Year: 2020
Tax Year: 2021

| Roll | Legal Address | | | | | | Total |
|---------|-------------------------|---------------------|--|---|-----|-------------------------------------|------------------------|
| | F | LAND | | T | 1 | FARMLAND | |
| | | | | | | 100% Alberta School Foundation Fund | Taxable Total: 20,620 |
| 9437000 | NW-35-25-26-4 | 157.00 Acres | | | | | |
| | F | LAND | | T | 1 | FARMLAND | |
| | | | | | | 100% Alberta School Foundation Fund | Taxable Total: 35,350 |
| 9437010 | 0012898 3 NW-35-25-26-4 | 3.00 Acres | | | | | SOUTHWEST CORNER |
| | 255045 RGE RD 262 | | | | | | |
| | R | LAND & IMPROVEMENTS | | T | 103 | RESIDENTIAL LAND & IMPROVEMENTS | Taxable Total: 591,300 |
| | | | | | | 100% Alberta School Foundation Fund | |
| 9438000 | SE-35-25-26-4 | 160.00 Acres | | | | | |
| | F | LAND | | T | 1 | FARMLAND | |
| | | | | | | 100% Alberta School Foundation Fund | Taxable Total: 22,210 |
| 9439000 | SW-35-25-26-4 | 145.87 Acres | | | | | |
| | F | LAND | | T | 1 | FARMLAND | |
| | | | | | | 100% Alberta School Foundation Fund | Taxable Total: 16,850 |
| 9439010 | 9812182 1 SW-35-25-26-4 | 14.13 Acres | | | | | SOUTHWEST CORNER |
| | 255013 RGE RD 262 | | | | | | |
| | F | LAND & IMPROVEMENTS | | T | 1 | FARMLAND | 2,480 |
| | R | | | T | 103 | RESIDENTIAL LAND & IMPROVEMENTS | 512,120 |
| | | | | | | | Taxable Total: 514,600 |
| | R | | | E | 901 | RURAL RESIDENCE EXEMPTION (RAP) | 2,480 |
| | R | | | E | 903 | FARM BUILDING EXEMPT | 8,940 |
| | | | | | | 100% Alberta School Foundation Fund | Exempt Total: 11,420 |
| | | | | | | | Totals: 526,020 |
| 9440000 | NE-36-25-26-4 | 160.00 Acres | | | | | |
| | 260001 TWP RD 260 | | | | | | |
| | F | LAND & IMPROVEMENTS | | T | 1 | FARMLAND | 29,850 |
| | R | | | T | 103 | RESIDENTIAL LAND & IMPROVEMENTS | 246,630 |
| | | | | | | | Taxable Total: 276,480 |
| | R | | | E | 901 | RURAL RESIDENCE EXEMPTION (RAP) | 30,770 |
| | | | | | | 100% Alberta School Foundation Fund | Totals: 307,250 |
| 9441000 | NW-36-25-26-4 | 160.00 Acres | | | | | |



2020 Assessment Roll (Valuation Date 1-July, 2020) 2021 Taxation Year, Wheatland County

Assessment Year: 2020
Tax Year: 2021

| Roll | Legal Address | | | | | | Total | |
|---------|--------------------|---------------------|------------|--------------------------------|-------------------------------------|---------------------------------|----------------|---------|
| 9442000 | F | LAND | | T | 1 | FARMLAND | Taxable Total: | 30,120 |
| | | | | | 100% Alberta School Foundation Fund | | | |
| | SE-36-25-26-4 | 160.00 Acres | | | | | | |
| 9443000 | F | LAND | | T | 1 | FARMLAND | Taxable Total: | 33,250 |
| | | | | | 100% Alberta School Foundation Fund | | | |
| | SW-36-25-26-4 | 160.00 Acres | | | | | | |
| 9444000 | F | LAND | | T | 1 | FARMLAND | Taxable Total: | 30,760 |
| | | | | | 100% Alberta School Foundation Fund | | | |
| | 7139FN A | SW-8-25-26-4 | 0.39 Acres | | | | | |
| | 251021 TWP RD 251A | | | | | | | |
| 9446000 | R | LAND & IMPROVEMENTS | | T | 103 | RESIDENTIAL LAND & IMPROVEMENTS | Taxable Total: | 245,700 |
| | | | | | 100% Alberta School Foundation Fund | | | |
| | 7139FN A | SW-8-25-26-4 | 0.39 Acres | | | | | |
| | 251019 TWP RD 251A | | | | | | | |
| 9447000 | R | LAND & IMPROVEMENTS | | T | 103 | RESIDENTIAL LAND & IMPROVEMENTS | Taxable Total: | 119,300 |
| | | | | | 100% Alberta School Foundation Fund | | | |
| | 7139FN B | SW-8-25-26-4 | 9.95 Acres | | | | | |
| | 251023 TWP RD 251A | | | | | | | |
| 9448000 | F | LAND & IMPROVEMENTS | | T | 1 | FARMLAND | | 570 |
| | R | | | T | 103 | RESIDENTIAL LAND & IMPROVEMENTS | | 299,330 |
| | | | | | Taxable Total: | | | 299,900 |
| | R | | | E | 901 | RURAL RESIDENCE EXEMPTION (RAP) | | 570 |
| | | | | | 100% Alberta School Foundation Fund | | Totals: | 300,470 |
| 9448000 | 7139FN B | SW-8-25-26-4 | 1.01 Acres | EASTERLY 31.394M PART OF BLK B | | | | |
| | 251027 TWP RD 251A | | | | | | | |
| 9448010 | R | LAND & IMPROVEMENTS | | T | 103 | RESIDENTIAL LAND & IMPROVEMENTS | Taxable Total: | 696,700 |
| | | | | | 100% Christ The Redeemer Reg. 3 | | | |
| | 0611471 8 5 | SE-8-25-26-4 | 2.89 Acres | | | | | |
| | 251029 TWP RD 251A | | | | | | | |
| 9449010 | R | LAND & IMPROVEMENTS | | T | 103 | RESIDENTIAL LAND & IMPROVEMENTS | Taxable Total: | 382,400 |
| | | | | | 100% Alberta School Foundation Fund | | | |
| | 0012959 6 2 | SW-8-25-26-4 | 3.06 Acres | | | | | |
| | 251009 TWP RD 251A | | | | | | | |
| 9449010 | R | LAND & IMPROVEMENTS | | T | 103 | RESIDENTIAL LAND & IMPROVEMENTS | Taxable Total: | 396,000 |
| | | | | | | | | |



2020 Assessment Roll (Valuation Date 1-July, 2020) 2021 Taxation Year, Wheatland County

Assessment Year: 2020
Tax Year: 2021

| Roll | Legal Address | | | | | Total |
|---------|---|--|--|----------------|-----------|-------|
| | | 100% Alberta School Foundation Fund | | | | |
| 9450000 | 0012959 6 3 SW-8-25-26-4 4.18 Acres 251013 TWP RD 251A | Storage Compound & Fencing | | | | |
| | R LAND & IMPROVEMENTS | T 103 | RESIDENTIAL LAND & IMPROVEMENTS | | 329,340 | |
| | NR | T 105 | NON-RESEDENTIAL LAND & IMPROVEMENTS | | 133,510 | |
| | | 100% Christ The Redeemer Reg. 3 | | Taxable Total: | 462,850 | |
| 9451000 | 0411910 6 5 SW-8-25-26-4 1.31 Acres 251015 TWP RD 251A | | | | | |
| | R LAND & IMPROVEMENTS | T 103 | RESIDENTIAL LAND & IMPROVEMENTS Taxable Total: | | 799,300 | |
| | | 100% Christ The Redeemer Reg. 3 | | | | |
| 9451010 | 0411910 6 6 SW-8-25-26-4 1.31 Acres 251017 TWP RD 251A | | | | | |
| | R LAND & IMPROVEMENTS | T 103 | RESIDENTIAL LAND & IMPROVEMENTS Taxable Total: | | 298,000 | |
| | | 100% Christ The Redeemer Reg. 3 | | | | |
| 9452000 | 0213522 7 2 SW-8-25-26-4 0.93 Acres 251005 TWP RD 251A | | | | | |
| | R LAND & IMPROVEMENTS | T 103 | RESIDENTIAL LAND & IMPROVEMENTS Taxable Total: | | 531,300 | |
| | | 100% Alberta School Foundation Fund | | | | |
| 9452010 | 0413694 7 3 SW-8-25-26-4 0.93 Acres 251007 TWP RD 251A | | | | | |
| | R LAND & IMPROVEMENTS | T 103 | RESIDENTIAL LAND & IMPROVEMENTS Taxable Total: | | 478,000 | |
| | | 100% Alberta School Foundation Fund | | | | |
| 9452020 | 0413694 7 4 SW-8-25-26-4 1.73 Acres 251003 TWP RD 251A | | | | | |
| | R LAND & IMPROVEMENTS | T 103 | RESIDENTIAL LAND & IMPROVEMENTS Taxable Total: | | 586,000 | |
| | | 100% Alberta School Foundation Fund | | | | |
| 9453010 | 8610077 1 SW-8-25-26-4 1.00 Acres 251011 TWP RD 251A | | | | | |
| | R LAND & IMPROVEMENTS | T 103 | RESIDENTIAL LAND & IMPROVEMENTS Taxable Total: | | 405,200 | |
| | | 100% Alberta School Foundation Fund | | | | |
| 9455000 | 0614100 8 1 NW-8-25-26-4 170.51 Acres 620 MUIRFIELD CRES | Lakes of Muirfield Golf Course Muirfield Lakes Golf Course | | | | |
| | R LAND & IMPROVEMENTS | T 103 | RESIDENTIAL LAND & IMPROVEMENTS | | 105,690 | |
| | NR | T 105 | NON-RESEDENTIAL LAND & IMPROVEMENTS | | 3,099,850 | |
| | | 100% Alberta School Foundation Fund | | Taxable Total: | 3,205,540 | |



2020 Assessment Roll (Valuation Date 1-July, 2020) 2021 Taxation Year, Wheatland County

Assessment Year: 2020
Tax Year: 2021

| Roll | Legal Address | | | | | Total |
|---------|---------------|---------------------|----------------|--|--|---------|
| 9455001 | 0614100 8 6 | NW-8-25-26-4 | 32.67 Acres | | | |
| | NR | LAND | | E 167 WESTERN IRRIGATION DIST EXEMPT 100% Alberta School Foundation Fund | Exempt Total: | 142,280 |
| 9455010 | 0614100 8 2 | NW-8-25-26-4 | 48.75 Acres | | Future Residential Lakes of Muirfield Residential Parcel | |
| | NR | LAND | | E 155 WHEATLAND COUNTY EXEMPT 100% Alberta School Foundation Fund | Exempt Total: | 835,270 |
| 9455012 | 1513169 9 1 | W-8-25-26-4 | 15.42 Acres | | Within West part LSD 12/13 Lakes Muirfield Water Treatment Plant | |
| | NR | LAND & IMPROVEMENTS | | E 155 WHEATLAND COUNTY EXEMPT 100% Alberta School Foundation Fund | Exempt Total: | 955,950 |
| 9455014 | 1513169 9 2 | W-8-25-26-4 | 3.01 Acres | | Within NW part LSD 5 Lakes of Muirfield RV Storage | |
| | NR | LAND & IMPROVEMENTS | | E 155 WHEATLAND COUNTY EXEMPT 100% Alberta School Foundation Fund | Exempt Total: | 327,600 |
| 9455020 | 0614100 8 3 | NE-8-25-26-4 | 4.59 Acres | | | |
| | NR | LAND | | E 155 WHEATLAND COUNTY EXEMPT 100% Alberta School Foundation Fund | Exempt Total: | 324,050 |
| 9455030 | 0614100 8 4 | NE-8-25-26-4 | 5.20 Acres | | former Welcome Center Mercantile | |
| | NR | LAND & IMPROVEMENTS | | T 105 NON-RESEIDENTIAL LAND & IMPROVEMENTS | | 168,540 |
| | NR | | | E 155 WHEATLAND COUNTY EXEMPT 100% Alberta School Foundation Fund | | 566,670 |
| | | | | | Totals: | 735,210 |
| 9456001 | 0710284 1 | SW-8-25-26-4 | 9,967 Sq. Feet | | | |
| | | 26 MUIRFIELD BLVD | | | | |
| | R | LAND & IMPROVEMENTS | | T 103 RESIDENTIAL LAND & IMPROVEMENTS 100% Alberta School Foundation Fund | Taxable Total: | 521,400 |
| 9456002 | 0710284 2 | SW-8-25-26-4 | 8,557 Sq. Feet | | | |
| | | 30 MUIRFIELD BLVD | | | | |
| | R | LAND & IMPROVEMENTS | | T 103 RESIDENTIAL LAND & IMPROVEMENTS 100% Christ The Redeemer Reg. 3 | Taxable Total: | 437,500 |
| 9456003 | 0710284 3 | SW-8-25-26-4 | 7,696 Sq. Feet | | | |
| | | 34 MUIRFIELD BLVD | | | | |



2020 Assessment Roll (Valuation Date 1-July, 2020) 2021 Taxation Year, Wheatland County

Assessment Year: 2020
Tax Year: 2021

| Roll | Legal Address | | | | Total |
|---------|---------------|--|-------|---|---------|
| | R | LAND & IMPROVEMENTS | T 103 | RESIDENTIAL LAND & IMPROVEMENTS Taxable Total: 100% Alberta School Foundation Fund | 482,000 |
| 9456004 | 0710284 4 | SW-8-25-26-4 6,932 Sq. Feet 38 MUIRFIELD BLVD | | | |
| | R | LAND & IMPROVEMENTS | T 103 | RESIDENTIAL LAND & IMPROVEMENTS Taxable Total: 100% Alberta School Foundation Fund | 425,900 |
| 9456005 | 0710284 5 | SW-8-25-26-4 6,566 Sq. Feet 42 MUIRFIELD BLVD | | | |
| | R | LAND & IMPROVEMENTS | T 103 | RESIDENTIAL LAND & IMPROVEMENTS Taxable Total: 100% Alberta School Foundation Fund | 531,400 |
| 9456006 | 0710284 6 | SW-8-25-26-4 6,566 Sq. Feet 46 MUIRFIELD BLVD | | | |
| | R | LAND & IMPROVEMENTS | T 103 | RESIDENTIAL LAND & IMPROVEMENTS Taxable Total: 100% Alberta School Foundation Fund | 500,600 |
| 9456007 | 0710284 7 | SW-8-25-26-4 6,566 Sq. Feet 50 MUIRFIELD BLVD | | | |
| | R | LAND & IMPROVEMENTS | T 103 | RESIDENTIAL LAND & IMPROVEMENTS Taxable Total: 100% Alberta School Foundation Fund | 613,200 |
| 9456008 | 0710284 8 | SW-8-25-26-4 6,566 Sq. Feet 54 MUIRFIELD BLVD | | | |
| | R | LAND & IMPROVEMENTS | T 103 | RESIDENTIAL LAND & IMPROVEMENTS Taxable Total: 100% Alberta School Foundation Fund | 597,600 |
| 9456009 | 0710284 9 | SW-8-25-26-4 6,889 Sq. Feet 58 MUIRFIELD BLVD | | | |
| | R | LAND & IMPROVEMENTS | T 103 | RESIDENTIAL LAND & IMPROVEMENTS Taxable Total: 100% Alberta School Foundation Fund | 501,800 |
| 9456010 | 0710284 10 | SW-8-25-26-4 6,770 Sq. Feet 62 MUIRFIELD BLVD | | | |
| | R | LAND & IMPROVEMENTS | T 103 | RESIDENTIAL LAND & IMPROVEMENTS Taxable Total: 100% Alberta School Foundation Fund | 531,900 |
| 9456011 | 0710284 11 | SW-8-25-26-4 6,759 Sq. Feet 66 MUIRFIELD BLVD | | | |
| | R | LAND & IMPROVEMENTS | T 103 | RESIDENTIAL LAND & IMPROVEMENTS Taxable Total: 100% Alberta School Foundation Fund | 493,800 |



2020 Assessment Roll (Valuation Date 1-July, 2020) 2021 Taxation Year, Wheatland County

Assessment Year: 2020
Tax Year: 2021

| Roll | Legal Address | Total |
|---------|---|---------|
| 9456012 | 0710284 12 SW-8-25-26-4 6,749 Sq. Feet 70 MUIRFIELD BLVD | |
| | R LAND & IMPROVEMENTS T 103 RESIDENTIAL LAND & IMPROVEMENTS Taxable Total: 100% The Golden Hills Reg. Div. 15 | 426,800 |
| 9456013 | 0710284 13 SW-8-25-26-4 6,738 Sq. Feet 74 MUIRFIELD BLVD | |
| | R LAND & IMPROVEMENTS T 103 RESIDENTIAL LAND & IMPROVEMENTS Taxable Total: 100% Alberta School Foundation Fund | 496,800 |
| 9456014 | 0710284 14 SW-8-25-26-4 6,727 Sq. Feet 78 MUIRFIELD BLVD | |
| | R LAND & IMPROVEMENTS T 103 RESIDENTIAL LAND & IMPROVEMENTS Taxable Total: 100% Alberta School Foundation Fund | 388,600 |
| 9456015 | 0710284 15 SW-8-25-26-4 6,716 Sq. Feet 82 MUIRFIELD BLVD | |
| | R LAND & IMPROVEMENTS T 103 RESIDENTIAL LAND & IMPROVEMENTS Taxable Total: 100% The Golden Hills Reg. Div. 15 | 454,000 |
| 9456016 | 0710284 16 SW-8-25-26-4 6,716 Sq. Feet 86 MUIRFIELD BLVD | |
| | R LAND & IMPROVEMENTS T 103 RESIDENTIAL LAND & IMPROVEMENTS Taxable Total: 100% Christ The Redeemer Reg. 3 | 518,600 |
| 9456017 | 0710284 17 SW-8-25-26-4 6,716 Sq. Feet 90 MUIRFIELD BLVD | |
| | R LAND T 104 RESIDENTIAL VACANT LAND Taxable Total: 100% Alberta School Foundation Fund | 110,100 |
| 9456018 | 0710284 18 SW-8-25-26-4 6,716 Sq. Feet 94 MUIRFIELD BLVD | |
| | R LAND & IMPROVEMENTS T 103 RESIDENTIAL LAND & IMPROVEMENTS Taxable Total: 100% Alberta School Foundation Fund | 455,400 |
| 9456019 | 0710284 19 SW-8-25-26-4 6,716 Sq. Feet 98 MUIRFIELD BLVD | |
| | R LAND & IMPROVEMENTS T 103 RESIDENTIAL LAND & IMPROVEMENTS Taxable Total: 100% Alberta School Foundation Fund | 613,200 |
| 9456020 | 0710284 20 SW-8-25-26-4 6,716 Sq. Feet 102 MUIRFIELD BLVD | |
| | R LAND & IMPROVEMENTS T 103 RESIDENTIAL LAND & IMPROVEMENTS Taxable Total: | 433,100 |



2020 Assessment Roll (Valuation Date 1-July, 2020) 2021 Taxation Year, Wheatland County

Assessment Year: 2020
Tax Year: 2021

| Roll | Legal Address | | | Total | | |
|---------|--------------------|---------------------|----------------|-------------------------------------|--|---------|
| | | | | 100% Alberta School Foundation Fund | | |
| 9456021 | 0710284 21 | SW-8-25-26-4 | 6,678 Sq. Feet | | | |
| | 106 MUIRFIELD BLVD | | | | | |
| | R | LAND & IMPROVEMENTS | | T 103 | RESIDENTIAL LAND & IMPROVEMENTS Taxable Total: | 462,000 |
| | | | | | 100% Alberta School Foundation Fund | |
| 9456022 | 0710284 22 | SW-8-25-26-4 | 6,512 Sq. Feet | | | |
| | 110 MUIRFIELD BLVD | | | | | |
| | R | LAND & IMPROVEMENTS | | T 103 | RESIDENTIAL LAND & IMPROVEMENTS Taxable Total: | 543,900 |
| | | | | | 100% Alberta School Foundation Fund | |
| 9456023 | 0710284 23 | SW-8-25-26-4 | 6,512 Sq. Feet | | | |
| | 114 MUIRFIELD BLVD | | | | | |
| | R | LAND & IMPROVEMENTS | | T 103 | RESIDENTIAL LAND & IMPROVEMENTS Taxable Total: | 426,900 |
| | | | | | 100% Alberta School Foundation Fund | |
| 9456024 | 0710284 24 | SW-8-25-26-4 | 6,512 Sq. Feet | | | |
| | 118 MUIRFIELD BLVD | | | | | |
| | R | LAND & IMPROVEMENTS | | T 103 | RESIDENTIAL LAND & IMPROVEMENTS Taxable Total: | 509,400 |
| | | | | | 100% Alberta School Foundation Fund | |
| 9456025 | 0710284 25 | SW-8-25-26-4 | 6,512 Sq. Feet | | | |
| | 122 MUIRFIELD BLVD | | | | | |
| | R | LAND & IMPROVEMENTS | | T 103 | RESIDENTIAL LAND & IMPROVEMENTS Taxable Total: | 481,100 |
| | | | | | 100% The Golden Hills Reg. Div. 15 | |
| 9456026 | 0710284 26 | SW-8-25-26-4 | 6,512 Sq. Feet | | | |
| | 126 MUIRFIELD BLVD | | | | | |
| | R | LAND & IMPROVEMENTS | | T 103 | RESIDENTIAL LAND & IMPROVEMENTS Taxable Total: | 438,300 |
| | | | | | 100% Alberta School Foundation Fund | |
| 9456027 | 0710284 27 | SW-8-25-26-4 | 6,512 Sq. Feet | | | |
| | 130 MUIRFIELD BLVD | | | | | |
| | R | LAND & IMPROVEMENTS | | T 103 | RESIDENTIAL LAND & IMPROVEMENTS Taxable Total: | 429,800 |
| | | | | | 100% Alberta School Foundation Fund | |
| 9456028 | 0710284 28 | SW-8-25-26-4 | 6,512 Sq. Feet | | | |
| | 134 MUIRFIELD BLVD | | | | | |
| | R | LAND & IMPROVEMENTS | | T 103 | RESIDENTIAL LAND & IMPROVEMENTS Taxable Total: | 451,600 |
| | | | | | 100% Alberta School Foundation Fund | |
| 9456029 | 0710284 29 | SW-8-25-26-4 | 6,512 Sq. Feet | | | |
| | 138 MUIRFIELD BLVD | | | | | |



2020 Assessment Roll (Valuation Date 1-July, 2020) 2021 Taxation Year, Wheatland County

Assessment Year: 2020
Tax Year: 2021

| Roll | Legal Address | | | | | Total |
|---------|---------------|---------------------|----------------|--|---|---------|
| | R | LAND & IMPROVEMENTS | | | T 103 RESIDENTIAL LAND & IMPROVEMENTS Taxable Total: 100% Alberta School Foundation Fund | 500,800 |
| 9456030 | 0710284 30 | SW-8-25-26-4 | 6,512 Sq. Feet | | | |
| | | 142 MUIRFIELD BLVD | | | | |
| | R | LAND & IMPROVEMENTS | | | T 103 RESIDENTIAL LAND & IMPROVEMENTS Taxable Total: 100% Alberta School Foundation Fund | 536,300 |
| 9456031 | 0710284 31 | SW-8-25-26-4 | 6,512 Sq. Feet | | | |
| | | 146 MUIRFIELD BLVD | | | | |
| | R | LAND | | | T 104 RESIDENTIAL VACANT LAND Taxable Total: 100% Alberta School Foundation Fund | 108,900 |
| 9456032 | 0710284 32 | SW-8-25-26-4 | 6,512 Sq. Feet | | | |
| | | 150 MUIRFIELD BLVD | | | | |
| | R | LAND | | | T 104 RESIDENTIAL VACANT LAND Taxable Total: 100% Alberta School Foundation Fund | 108,900 |
| 9456033 | 0710284 33 | SW-8-25-26-4 | 6,512 Sq. Feet | | | |
| | | 154 MUIRFIELD BLVD | | | | |
| | R | LAND | | | T 104 RESIDENTIAL VACANT LAND Taxable Total: 100% Alberta School Foundation Fund | 108,900 |
| 9456034 | 0710284 34 | SW-8-25-26-4 | 6,512 Sq. Feet | | | |
| | | 158 MUIRFIELD BLVD | | | | |
| | R | LAND | | | T 104 RESIDENTIAL VACANT LAND Taxable Total: 100% Alberta School Foundation Fund | 108,900 |
| 9456035 | 0710284 35 | SW-8-25-26-4 | 6,523 Sq. Feet | | | |
| | | 162 MUIRFIELD BLVD | | | | |
| | R | LAND & IMPROVEMENTS | | | T 103 RESIDENTIAL LAND & IMPROVEMENTS Taxable Total: 100% Alberta School Foundation Fund | 401,500 |
| 9456036 | 0710284 36 | SW-8-25-26-4 | 6,523 Sq. Feet | | | |
| | | 166 MUIRFIELD BLVD | | | | |
| | R | LAND | | | T 104 RESIDENTIAL VACANT LAND Taxable Total: 100% Alberta School Foundation Fund | 109,100 |
| 9456037 | 0710284 37 | SW-8-25-26-4 | 6,803 Sq. Feet | | | |
| | | 170 MUIRFIELD BLVD | | | | |
| | R | LAND & IMPROVEMENTS | | | T 103 RESIDENTIAL LAND & IMPROVEMENTS Taxable Total: 100% Alberta School Foundation Fund | 487,700 |



2020 Assessment Roll (Valuation Date 1-July, 2020) 2021 Taxation Year, Wheatland County

Assessment Year: 2020
Tax Year: 2021

| Roll | Legal Address | Total |
|---------|---|---------|
| 9456038 | 0710284 38 SW-8-25-26-4 6,598 Sq. Feet 174 MUIRFIELD BLVD | |
| | R LAND & IMPROVEMENTS T 103 RESIDENTIAL LAND & IMPROVEMENTS Taxable Total: 100% Alberta School Foundation Fund | 396,500 |
| 9456039 | 0710284 39 SW-8-25-26-4 6,587 Sq. Feet 178 MUIRFIELD BLVD | |
| | R LAND T 104 RESIDENTIAL VACANT LAND Taxable Total: 100% Alberta School Foundation Fund | 109,400 |
| 9456040 | 0710284 40 SW-8-25-26-4 6,587 Sq. Feet 182 MUIRFIELD BLVD | |
| | R LAND & IMPROVEMENTS T 103 RESIDENTIAL LAND & IMPROVEMENTS Taxable Total: 100% Alberta School Foundation Fund | 505,100 |
| 9456041 | 0710284 41 SW-8-25-26-4 6,576 Sq. Feet 186 MUIRFIELD BLVD | |
| | R LAND & IMPROVEMENTS T 103 RESIDENTIAL LAND & IMPROVEMENTS Taxable Total: 100% Alberta School Foundation Fund | 513,400 |
| 9456042 | 0710284 42 SW-8-25-26-4 6,576 Sq. Feet 190 MUIRFIELD BLVD | |
| | R LAND & IMPROVEMENTS T 103 RESIDENTIAL LAND & IMPROVEMENTS Taxable Total: 100% Alberta School Foundation Fund | 489,800 |
| 9456043 | 0710284 43 SW-8-25-26-4 6,576 Sq. Feet 194 MUIRFIELD BLVD | |
| | R LAND T 104 RESIDENTIAL VACANT LAND Taxable Total: 100% Alberta School Foundation Fund | 109,400 |
| 9456044 | 0710284 44 SW-8-25-26-4 6,576 Sq. Feet 198 MUIRFIELD BLVD | |
| | R LAND T 104 RESIDENTIAL VACANT LAND Taxable Total: 100% Alberta School Foundation Fund | 109,400 |
| 9456045 | 0710284 45 SW-8-25-26-4 6,576 Sq. Feet 202 MUIRFIELD BLVD | |
| | R LAND T 104 RESIDENTIAL VACANT LAND Taxable Total: 100% Alberta School Foundation Fund | 109,400 |
| 9456046 | 0710284 46 SW-8-25-26-4 6,576 Sq. Feet 212 MUIRFIELD BLVD | |
| | R LAND & IMPROVEMENTS T 103 RESIDENTIAL LAND & IMPROVEMENTS Taxable Total: | 484,100 |



2020 Assessment Roll (Valuation Date 1-July, 2020) 2021 Taxation Year, Wheatland County

Assessment Year: 2020
Tax Year: 2021

| Roll | Legal Address | | Total | |
|---------|---------------|---|---|---------|
| | | | 100% Alberta School Foundation Fund | |
| 9456047 | 0710284 47 | SW-8-25-26-4 6,576 Sq. Feet 216 MUIRFIELD BLVD | | |
| | R | LAND & IMPROVEMENTS | T 103 RESIDENTIAL LAND & IMPROVEMENTS Taxable Total: 100% Alberta School Foundation Fund | 497,000 |
| 9456048 | 0710284 48 | SW-8-25-26-4 6,576 Sq. Feet 220 MUIRFIELD BLVD | | |
| | R | LAND & IMPROVEMENTS | T 103 RESIDENTIAL LAND & IMPROVEMENTS Taxable Total: 100% Alberta School Foundation Fund | 456,600 |
| 9456049 | 0710284 49 | SW-8-25-26-4 6,576 Sq. Feet 224 MUIRFIELD BLVD | | |
| | R | LAND & IMPROVEMENTS | T 103 RESIDENTIAL LAND & IMPROVEMENTS Taxable Total: 100% Alberta School Foundation Fund | 425,500 |
| 9456050 | 0710284 50 | SW-8-25-26-4 6,641 Sq. Feet 225 MUIRFIELD BLVD | | |
| | R | LAND | T 104 RESIDENTIAL VACANT LAND Taxable Total: 100% Alberta School Foundation Fund | 109,700 |
| 9456051 | 0710284 51 | SW-8-25-26-4 6,641 Sq. Feet 221 MUIRFIELD BLVD | | |
| | R | LAND & IMPROVEMENTS | T 103 RESIDENTIAL LAND & IMPROVEMENTS Taxable Total: 100% Alberta School Foundation Fund | 454,000 |
| 9456052 | 0710284 52 | SW-8-25-26-4 6,641 Sq. Feet 217 MUIRFIELD BLVD | | |
| | R | LAND & IMPROVEMENTS | T 103 RESIDENTIAL LAND & IMPROVEMENTS Taxable Total: 100% Alberta School Foundation Fund | 476,200 |
| 9456053 | 0710284 53 | SW-8-25-26-4 6,641 Sq. Feet 213 MUIRFIELD BLVD | | |
| | R | LAND & IMPROVEMENTS | T 103 RESIDENTIAL LAND & IMPROVEMENTS Taxable Total: 50% The Golden Hills Reg. Div. 15 50% Christ The Redeemer Reg. 3 | 427,400 |
| 9456054 | 0710284 54 | SW-8-25-26-4 6,641 Sq. Feet 209 MUIRFIELD BLVD | | |
| | R | LAND & IMPROVEMENTS | T 103 RESIDENTIAL LAND & IMPROVEMENTS Taxable Total: 100% The Golden Hills Reg. Div. 15 | 520,400 |



2020 Assessment Roll (Valuation Date 1-July, 2020) 2021 Taxation Year, Wheatland County

Assessment Year: 2020
Tax Year: 2021

| Roll | Legal Address | Total |
|---------|---|---------|
| 9456055 | 0710284 55 SW-8-25-26-4 6,641 Sq. Feet 205 MUIRFIELD BLVD | |
| | R LAND & IMPROVEMENTS T 103 RESIDENTIAL LAND & IMPROVEMENTS Taxable Total: 100% Alberta School Foundation Fund | 368,700 |
| 9456056 | 0710284 56 SW-8-25-26-4 6,641 Sq. Feet 201 MUIRFIELD BLVD | |
| | R LAND & IMPROVEMENTS T 103 RESIDENTIAL LAND & IMPROVEMENTS Taxable Total: 100% Alberta School Foundation Fund | 428,500 |
| 9456057 | 0710284 57 SW-8-25-26-4 6,641 Sq. Feet 197 MUIRFIELD BLVD | |
| | R LAND & IMPROVEMENTS T 103 RESIDENTIAL LAND & IMPROVEMENTS Taxable Total: 100% Alberta School Foundation Fund | 496,500 |
| 9456058 | 0710284 58 SW-8-25-26-4 6,641 Sq. Feet 193 MUIRFIELD BLVD | |
| | R LAND T 104 RESIDENTIAL VACANT LAND Taxable Total: 100% Alberta School Foundation Fund | 109,700 |
| 9456059 | 0710284 59 SW-8-25-26-4 6,641 Sq. Feet 189 MUIRFIELD BLVD | |
| | R LAND T 104 RESIDENTIAL VACANT LAND Taxable Total: 100% Alberta School Foundation Fund | 109,700 |
| 9456060 | 0710284 60 SW-8-25-26-4 6,641 Sq. Feet 185 MUIRFIELD BLVD | |
| | R LAND & IMPROVEMENTS T 103 RESIDENTIAL LAND & IMPROVEMENTS Taxable Total: 100% Alberta School Foundation Fund | 420,600 |
| 9456061 | 0710284 61 SW-8-25-26-4 6,641 Sq. Feet 181 MUIRFIELD BLVD | |
| | R LAND & IMPROVEMENTS T 103 RESIDENTIAL LAND & IMPROVEMENTS Taxable Total: 100% Alberta School Foundation Fund | 435,600 |
| 9456062 | 0710284 62 SW-8-25-26-4 6,641 Sq. Feet 177 MUIRFIELD BLVD | |
| | R LAND & IMPROVEMENTS T 103 RESIDENTIAL LAND & IMPROVEMENTS Taxable Total: 100% Christ The Redeemer Reg. 3 | 482,500 |
| 9456063 | 0710284 63 SW-8-25-26-4 6,641 Sq. Feet 173 MUIRFIELD BLVD | |
| | R LAND & IMPROVEMENTS T 103 RESIDENTIAL LAND & IMPROVEMENTS Taxable Total: | 469,400 |



2020 Assessment Roll (Valuation Date 1-July, 2020) 2021 Taxation Year, Wheatland County

Assessment Year: 2020
Tax Year: 2021

| Roll | Legal Address | | | | Total |
|---------|------------------------|---------------------|----------------|--|---------|
| | | | | 100% Alberta School Foundation Fund | |
| 9456064 | 0710284 64 | SW-8-25-26-4 | 6,706 Sq. Feet | | |
| | 169 MUIRFIELD BLVD | | | | |
| | R | LAND & IMPROVEMENTS | T 103 | RESIDENTIAL LAND & IMPROVEMENTS Taxable Total: | 523,000 |
| | | | | 100% Alberta School Foundation Fund | |
| 9456065 | 0710284 65 | SW-8-25-26-4 | 6,566 Sq. Feet | | |
| | 165 MUIRFIELD BLVD | | | | |
| | R | LAND | T 104 | RESIDENTIAL VACANT LAND Taxable Total: | 109,300 |
| | | | | 100% Alberta School Foundation Fund | |
| 9456066 | 0710284 66 | SW-8-25-26-4 | 6,566 Sq. Feet | | |
| | 161 MUIRFIELD BLVD | | | | |
| | R | LAND | T 104 | RESIDENTIAL VACANT LAND Taxable Total: | 109,300 |
| | | | | 100% Alberta School Foundation Fund | |
| 9456067 | 0710284 67 | SW-8-25-26-4 | 6,566 Sq. Feet | | |
| | 157 MUIRFIELD BLVD | | | | |
| | R | LAND & IMPROVEMENTS | T 103 | RESIDENTIAL LAND & IMPROVEMENTS Taxable Total: | 475,000 |
| | | | | 100% Alberta School Foundation Fund | |
| 9456068 | 0710284 68 | SW-8-25-26-4 | 6,566 Sq. Feet | | |
| | 153 MUIRFIELD BLVD | | | | |
| | R | LAND & IMPROVEMENTS | T 103 | RESIDENTIAL LAND & IMPROVEMENTS Taxable Total: | 397,200 |
| | | | | 100% Alberta School Foundation Fund | |
| 9456069 | 0710284 69 | SW-8-25-26-4 | 6,566 Sq. Feet | | |
| | 149 MUIRFIELD BLVD | | | | |
| | R | LAND & IMPROVEMENTS | T 103 | RESIDENTIAL LAND & IMPROVEMENTS Taxable Total: | 435,400 |
| | | | | 100% Alberta School Foundation Fund | |
| 9456070 | 0710284 70 | SW-8-25-26-4 | 6,566 Sq. Feet | | |
| | 145 MUIRFIELD BLVD | | | | |
| | R | LAND & IMPROVEMENTS | T 103 | RESIDENTIAL LAND & IMPROVEMENTS Taxable Total: | 605,200 |
| | | | | 100% Alberta School Foundation Fund | |
| 9456071 | 0710284 71 | SW-8-25-26-4 | 8,912 Sq. Feet | | |
| | 693 MUIRFIELD CRESCENT | | | | |
| | R | LAND | T 104 | RESIDENTIAL VACANT LAND Taxable Total: | 121,100 |
| | | | | 100% Alberta School Foundation Fund | |
| 9456072 | 0710284 72 | SW-8-25-26-4 | 7,265 Sq. Feet | | |
| | 689 MUIRFIELD CRES | | | | |



2020 Assessment Roll (Valuation Date 1-July, 2020) 2021 Taxation Year, Wheatland County

Assessment Year: 2020
Tax Year: 2021

| Roll | Legal Address | | | | | Total |
|---------|--------------------|---------------------|----------------|------|---------------------------------|------------------------|
| 9456073 | R | LAND | T | 104 | RESIDENTIAL VACANT LAND | Taxable Total: 112,800 |
| | | | | 100% | Alberta School Foundation Fund | |
| | 0710284 73 | SW-8-25-26-4 | 7,265 Sq. Feet | | | |
| | 685 MUIRFIELD CRES | | | | | |
| 9456074 | R | LAND & IMPROVEMENTS | T | 103 | RESIDENTIAL LAND & IMPROVEMENTS | Taxable Total: 353,600 |
| | | | | 100% | Alberta School Foundation Fund | |
| | 0710284 74 | SW-8-25-26-4 | 7,642 Sq. Feet | | | |
| | 681 MUIRFIELD CRES | | | | | |
| 9456075 | R | LAND | T | 104 | RESIDENTIAL VACANT LAND | Taxable Total: 114,700 |
| | | | | 100% | Alberta School Foundation Fund | |
| | 0710284 75 | SW-8-25-26-4 | 7,954 Sq. Feet | | | |
| | 669 MUIRFIELD CRES | | | | | |
| 9456076 | R | LAND | T | 104 | RESIDENTIAL VACANT LAND | Taxable Total: 116,300 |
| | | | | 100% | Alberta School Foundation Fund | |
| | 0710284 76 | SW-8-25-26-4 | 7,771 Sq. Feet | | | |
| | 661 MUIRFIELD CRES | | | | | |
| 9456077 | R | LAND & IMPROVEMENTS | T | 103 | RESIDENTIAL LAND & IMPROVEMENTS | Taxable Total: 537,000 |
| | | | | 100% | The Golden Hills Reg. Div. 15 | |
| | 0710284 77 | SW-8-25-26-4 | 6,566 Sq. Feet | | | |
| | 653 MUIRFIELD CRES | | | | | |
| 9456078 | R | LAND & IMPROVEMENTS | T | 103 | RESIDENTIAL LAND & IMPROVEMENTS | Taxable Total: 453,500 |
| | | | | 100% | Alberta School Foundation Fund | |
| | 0710284 78 | SW-8-25-26-4 | 6,566 Sq. Feet | | | |
| | 649 MUIRFIELD CRES | | | | | |
| 9456079 | R | LAND | T | 104 | RESIDENTIAL VACANT LAND | Taxable Total: 109,300 |
| | | | | 100% | Alberta School Foundation Fund | |
| | 0710284 79 | SW-8-25-26-4 | 6,566 Sq. Feet | | | |
| | 645 MUIRFIELD CRES | | | | | |
| 9456080 | R | LAND & IMPROVEMENTS | T | 103 | RESIDENTIAL LAND & IMPROVEMENTS | Taxable Total: 496,000 |
| | | | | 100% | Alberta School Foundation Fund | |
| | 0710284 80 | SW-8-25-26-4 | 6,566 Sq. Feet | | | |
| | 641 MUIRFIELD CRES | | | | | |
| 9456080 | R | LAND & IMPROVEMENTS | T | 103 | RESIDENTIAL LAND & IMPROVEMENTS | Taxable Total: 418,100 |
| | | | | 100% | Alberta School Foundation Fund | |



2020 Assessment Roll (Valuation Date 1-July, 2020) 2021 Taxation Year, Wheatland County

Assessment Year: 2020
Tax Year: 2021

| Roll | Legal Address | | | | Total |
|---------|---------------|---------------------|----------------|---|---------------------------|
| 9456081 | 0710284 81 | SW-8-25-26-4 | 6,673 Sq. Feet | 637 MUIRFIELD CRES | |
| | R | LAND & IMPROVEMENTS | T 103 | RESIDENTIAL LAND & IMPROVEMENTS Taxable Total: 100% Alberta School Foundation Fund | 475,300 |
| 9456082 | 0710284 82 | SW-8-25-26-4 | 7,287 Sq. Feet | 633 MUIRFIELD CRES | |
| | R | LAND & IMPROVEMENTS | T 103 | RESIDENTIAL LAND & IMPROVEMENTS Taxable Total: 100% Alberta School Foundation Fund | 568,900 |
| 9456083 | 0710284 83 | SW-8-25-26-4 | 7,287 Sq. Feet | 629 MUIRFIELD CRES | |
| | R | LAND & IMPROVEMENTS | T 103 | RESIDENTIAL LAND & IMPROVEMENTS Taxable Total: 100% Alberta School Foundation Fund | 563,500 |
| 9456084 | 0710284 84 | SW-8-25-26-4 | 7,287 Sq. Feet | 625 MUIRFIELD CRES | |
| | R | LAND & IMPROVEMENTS | T 103 | RESIDENTIAL LAND & IMPROVEMENTS Taxable Total: 100% Alberta School Foundation Fund | 532,400 |
| 9456085 | 0710284 85 | SW-8-25-26-4 | 6,641 Sq. Feet | 621 MUIRFIELD CRES | |
| | R | LAND & IMPROVEMENTS | T 103 | RESIDENTIAL LAND & IMPROVEMENTS Taxable Total: 100% Alberta School Foundation Fund | 443,400 |
| 9456086 | 0710284 86 | SW-8-25-26-4 | 6,566 Sq. Feet | 617 MUIRFIELD CRES | |
| | R | LAND & IMPROVEMENTS | T 103 | RESIDENTIAL LAND & IMPROVEMENTS Taxable Total: 100% Alberta School Foundation Fund | 404,700 |
| 9456087 | 0710284 87 | SW-8-25-26-4 | 6,566 Sq. Feet | 613 MUIRFIELD CRES | |
| | R | LAND & IMPROVEMENTS | T 103 | RESIDENTIAL LAND & IMPROVEMENTS Taxable Total: 100% Alberta School Foundation Fund | 540,700 |
| 9456088 | 0710284 88 | SW-8-25-26-4 | 6,566 Sq. Feet | 609 MUIRFIELD CRES | |
| | R | LAND | T 104 | RESIDENTIAL VACANT LAND 100% Alberta School Foundation Fund | Taxable Total: 109,300 |
| 9456089 | 0710284 89 | SW-8-25-26-4 | 6,792 Sq. Feet | 605 MUIRFIELD CRES | |
| | R | LAND | T 104 | RESIDENTIAL VACANT LAND | Taxable Total: 110,500 |



2020 Assessment Roll (Valuation Date 1-July, 2020) 2021 Taxation Year, Wheatland County

Assessment Year: 2020
Tax Year: 2021

| Roll | Legal Address | | | | Total |
|---------|---------------------|---------------------|----------------|--|---------|
| | | | | 100% Alberta School Foundation Fund | |
| 9456090 | 0710284 90 | SW-8-25-26-4 | 6,706 Sq. Feet | | |
| | 601 MUIRFIELD CRES | | | | |
| | R | LAND & IMPROVEMENTS | T 103 | RESIDENTIAL LAND & IMPROVEMENTS Taxable Total: | 622,100 |
| | | | | 100% Alberta School Foundation Fund | |
| 9456091 | 0710284 91 | SW-8-25-26-4 | 6,813 Sq. Feet | | |
| | 597 MUIRFIELD CRES | | | | |
| | R | LAND & IMPROVEMENTS | T 103 | RESIDENTIAL LAND & IMPROVEMENTS Taxable Total: | 464,900 |
| | | | | 100% Alberta School Foundation Fund | |
| 9456092 | 0710284 92 | SW-8-25-26-4 | 6,781 Sq. Feet | | |
| | 593 MUIRFIELD CRESC | | | | |
| | R | LAND | T 104 | RESIDENTIAL VACANT LAND Taxable Total: | 110,400 |
| | | | | 100% Alberta School Foundation Fund | |
| 9456093 | 0710284 93 | SW-8-25-26-4 | 6,706 Sq. Feet | | |
| | 589 MUIRFIELD CRES | | | | |
| | R | LAND | T 104 | RESIDENTIAL VACANT LAND Taxable Total: | 110,000 |
| | | | | 100% Alberta School Foundation Fund | |
| 9456094 | 0710284 94 | SW-8-25-26-4 | 6,620 Sq. Feet | | |
| | 585 MUIRFIELD CRES | | | | |
| | R | LAND | T 104 | RESIDENTIAL VACANT LAND Taxable Total: | 109,600 |
| | | | | 100% Alberta School Foundation Fund | |
| 9456095 | 0710284 95 | SW-8-25-26-4 | 6,899 Sq. Feet | | |
| | 581 MUIRFIELD CRES | | | | |
| | R | LAND | T 104 | RESIDENTIAL VACANT LAND Taxable Total: | 111,000 |
| | | | | 100% Alberta School Foundation Fund | |
| 9456096 | 0710284 96 | SW-8-25-26-4 | 7,168 Sq. Feet | | |
| | 577 MUIRFIELD CRES | | | | |
| | R | LAND | T 104 | RESIDENTIAL VACANT LAND Taxable Total: | 112,300 |
| | | | | 100% Alberta School Foundation Fund | |
| 9456097 | 0710284 97 | SW-8-25-26-4 | 7,082 Sq. Feet | | |
| | 569 MUIRFIELD CRES | | | | |
| | R | LAND | T 104 | RESIDENTIAL VACANT LAND Taxable Total: | 111,900 |
| | | | | 100% Alberta School Foundation Fund | |
| 9456098 | 0710284 98 | SW-8-25-26-4 | 7,082 Sq. Feet | | |
| | 565 MUIRFIELD CRES | | | | |



2020 Assessment Roll (Valuation Date 1-July, 2020) 2021 Taxation Year, Wheatland County

Assessment Year: 2020
Tax Year: 2021

| Roll | Legal Address | | | | | Total |
|---------|---------------|---------------------|----------------|------|---------------------------------|------------------------|
| 9456099 | R | LAND | T | 104 | RESIDENTIAL VACANT LAND | Taxable Total: 111,900 |
| | | | | 100% | Alberta School Foundation Fund | |
| | 0710284 99 | SW-8-25-26-4 | 7,082 Sq. Feet | | | |
| | 561 | MUIRFIELD CRES | | | | |
| 9456100 | R | LAND & IMPROVEMENTS | T | 103 | RESIDENTIAL LAND & IMPROVEMENTS | Taxable Total: 435,500 |
| | | | | 100% | Alberta School Foundation Fund | |
| | 0710284 100 | SW-8-25-26-4 | 7,082 Sq. Feet | | | |
| | 553 | MUIRFIELD CRES | | | | |
| 9456101 | R | LAND & IMPROVEMENTS | T | 103 | RESIDENTIAL LAND & IMPROVEMENTS | Taxable Total: 406,600 |
| | | | | 100% | Alberta School Foundation Fund | |
| | 0710284 101 | SW-8-25-26-4 | 7,082 Sq. Feet | | | |
| | 549 | MUIRFIELD CRES | | | | |
| 9456102 | R | LAND & IMPROVEMENTS | T | 103 | RESIDENTIAL LAND & IMPROVEMENTS | Taxable Total: 505,500 |
| | | | | 100% | Alberta School Foundation Fund | |
| | 0710284 102 | SW-8-25-26-4 | 7,082 Sq. Feet | | | |
| | 541 | MUIRFIELD CRES | | | | |
| 9456103 | R | LAND & IMPROVEMENTS | T | 103 | RESIDENTIAL LAND & IMPROVEMENTS | Taxable Total: 451,300 |
| | | | | 100% | Christ The Redeemer Reg. 3 | |
| | 0710284 103 | SW-8-25-26-4 | 7,082 Sq. Feet | | | |
| | 537 | MUIRFIELD CRES | | | | |
| 9456104 | R | LAND & IMPROVEMENTS | T | 103 | RESIDENTIAL LAND & IMPROVEMENTS | Taxable Total: 449,700 |
| | | | | 100% | Alberta School Foundation Fund | |
| | 0710284 104 | SW-8-25-26-4 | 7,082 Sq. Feet | | | |
| | 533 | MUIRFIELD CRES | | | | |
| 9456105 | R | LAND & IMPROVEMENTS | T | 103 | RESIDENTIAL LAND & IMPROVEMENTS | Taxable Total: 505,600 |
| | | | | 100% | Alberta School Foundation Fund | |
| | 0710284 105 | SW-8-25-26-4 | 7,082 Sq. Feet | | | |
| | 529 | MUIRFIELD CRES | | | | |
| 9456106 | R | LAND | T | 104 | RESIDENTIAL VACANT LAND | Taxable Total: 111,900 |
| | | | | 100% | Alberta School Foundation Fund | |
| | 0710284 106 | SW-8-25-26-4 | 7,082 Sq. Feet | | | |
| | 525 | MUIRFIELD CRES | | | | |
| 9456106 | R | LAND & IMPROVEMENTS | T | 103 | RESIDENTIAL LAND & IMPROVEMENTS | Taxable Total: 404,600 |
| | | | | 100% | Alberta School Foundation Fund | |



2020 Assessment Roll (Valuation Date 1-July, 2020) 2021 Taxation Year, Wheatland County

Assessment Year: 2020
Tax Year: 2021

| Roll | Legal Address | Total |
|---------|---|-------|
| 9456107 | 0710284 107 SW-8-25-26-4 7,082 Sq. Feet 521 MUIRFIELD CRES | |
| | R LAND T 104 RESIDENTIAL VACANT LAND Taxable Total: 111,900 100% Alberta School Foundation Fund | |
| 9456108 | 0710284 108 SW-8-25-26-4 9,224 Sq. Feet 4 MUIRFIELD CLOSE | |
| | R LAND & IMPROVEMENTS T 103 RESIDENTIAL LAND & IMPROVEMENTS Taxable Total: 467,100 100% Alberta School Foundation Fund | |
| 9456109 | 0710284 109 SW-8-25-26-4 7,384 Sq. Feet 8 MUIRFIELD CLOSE | |
| | R LAND & IMPROVEMENTS T 103 RESIDENTIAL LAND & IMPROVEMENTS Taxable Total: 375,700 100% Alberta School Foundation Fund | |
| 9456110 | 0710284 110 SW-8-25-26-4 7,384 Sq. Feet 12 MUIRFIELD CLOSE | |
| | R LAND & IMPROVEMENTS T 103 RESIDENTIAL LAND & IMPROVEMENTS Taxable Total: 525,000 100% Alberta School Foundation Fund | |
| 9456111 | 0710284 111 SW-8-25-26-4 7,384 Sq. Feet 16 MUIRFIELD CLOSE | |
| | R LAND & IMPROVEMENTS T 103 RESIDENTIAL LAND & IMPROVEMENTS Taxable Total: 520,500 100% Alberta School Foundation Fund | |
| 9456112 | 0710284 112 SW-8-25-26-4 7,384 Sq. Feet 20 MUIRFIELD CLOSE | |
| | R LAND & IMPROVEMENTS T 103 RESIDENTIAL LAND & IMPROVEMENTS Taxable Total: 531,500 100% Alberta School Foundation Fund | |
| 9456113 | 0710284 113 SW-8-25-26-4 7,384 Sq. Feet 24 MUIRFIELD CLOSE | |
| | R LAND & IMPROVEMENTS T 103 RESIDENTIAL LAND & IMPROVEMENTS Taxable Total: 432,600 100% Alberta School Foundation Fund | |
| 9456114 | 0710284 114 SW-8-25-26-4 7,384 Sq. Feet 28 MUIRFIELD CLOSE | |
| | R LAND & IMPROVEMENTS T 103 RESIDENTIAL LAND & IMPROVEMENTS Taxable Total: 513,300 100% Alberta School Foundation Fund | |
| 9456115 | 0710284 115 SW-8-25-26-4 7,384 Sq. Feet 32 MUIRFIELD CLOSE | |
| | R LAND & IMPROVEMENTS T 103 RESIDENTIAL LAND & IMPROVEMENTS Taxable Total: 556,550 100% Alberta School Foundation Fund | |



2020 Assessment Roll (Valuation Date 1-July, 2020) 2021 Taxation Year, Wheatland County

Assessment Year: 2020
Tax Year: 2021

| Roll | Legal Address | | | | Total |
|---------|--------------------------|----------------|-------|--|---------|
| | NR | | T 105 | NON-RESEIDENTIAL LAND & IMPROVEMENTS | 26,950 |
| | | | 100% | Alberta School Foundation Fund Taxable Total: | 583,500 |
| 9456116 | 0710284 116 SW-8-25-26-4 | 7,384 Sq. Feet | | | |
| | 36 MUIRFIELD CLOSE | | | | |
| | R LAND & IMPROVEMENTS | | T 103 | RESIDENTIAL LAND & IMPROVEMENTS Taxable Total: | 496,500 |
| | | | 100% | Alberta School Foundation Fund | |
| 9456117 | 0710284 117 SW-8-25-26-4 | 7,384 Sq. Feet | | | |
| | 40 MUIRFIELD CLOSE | | | | |
| | R LAND & IMPROVEMENTS | | T 103 | RESIDENTIAL LAND & IMPROVEMENTS Taxable Total: | 447,900 |
| | | | 100% | Alberta School Foundation Fund | |
| 9456118 | 0710284 118 SW-8-25-26-4 | 7,233 Sq. Feet | | | |
| | 44 MUIRFIELD CLOSE | | | | |
| | R LAND & IMPROVEMENTS | | T 103 | RESIDENTIAL LAND & IMPROVEMENTS Taxable Total: | 453,100 |
| | | | 100% | Alberta School Foundation Fund | |
| 9456119 | 0710284 119 SW-8-25-26-4 | 7,233 Sq. Feet | | | |
| | 48 MUIRFIELD CLOSE | | | | |
| | R LAND & IMPROVEMENTS | | T 103 | RESIDENTIAL LAND & IMPROVEMENTS Taxable Total: | 488,300 |
| | | | 100% | Alberta School Foundation Fund | |
| 9456120 | 0710284 120 SW-8-25-26-4 | 7,631 Sq. Feet | | | |
| | 52 MUIRFIELD CLOSE | | | | |
| | R LAND & IMPROVEMENTS | | T 103 | RESIDENTIAL LAND & IMPROVEMENTS Taxable Total: | 482,900 |
| | | | 100% | Alberta School Foundation Fund | |
| 9456121 | 0710284 121 SW-8-25-26-4 | 7,664 Sq. Feet | | | |
| | 56 MUIRFIELD CLOSE | | | | |
| | R LAND & IMPROVEMENTS | | T 103 | RESIDENTIAL LAND & IMPROVEMENTS Taxable Total: | 666,400 |
| | | | 100% | Alberta School Foundation Fund | |
| 9456122 | 0710284 122 SW-8-25-26-4 | 7,330 Sq. Feet | | | |
| | 60 MUIRFIELD CLOSE | | | | |
| | R LAND & IMPROVEMENTS | | T 103 | RESIDENTIAL LAND & IMPROVEMENTS Taxable Total: | 596,400 |
| | | | 100% | Alberta School Foundation Fund | |
| 9456123 | 0710284 123 SW-8-25-26-4 | 7,233 Sq. Feet | | | |
| | 64 MUIRFIELD CLOSE | | | | |
| | R LAND & IMPROVEMENTS | | T 103 | RESIDENTIAL LAND & IMPROVEMENTS Taxable Total: | 559,800 |
| | | | 100% | Alberta School Foundation Fund | |



2020 Assessment Roll (Valuation Date 1-July, 2020) 2021 Taxation Year, Wheatland County

Assessment Year: 2020
Tax Year: 2021

| Roll | Legal Address | Total |
|---------|---|---------|
| 9456124 | 0710284 124 SW-8-25-26-4 7,233 Sq. Feet 68 MUIRFIELD CLOSE | |
| | R LAND & IMPROVEMENTS T 103 RESIDENTIAL LAND & IMPROVEMENTS Taxable Total: 100% Alberta School Foundation Fund | 477,700 |
| 9456125 | 0710284 125 SW-8-25-26-4 7,233 Sq. Feet 72 MUIRFIELD CLOSE | |
| | R LAND & IMPROVEMENTS T 103 RESIDENTIAL LAND & IMPROVEMENTS Taxable Total: 100% Alberta School Foundation Fund | 535,600 |
| 9456126 | 0710284 126 SW-8-25-26-4 7,373 Sq. Feet 76 MUIRFIELD CLOSE | |
| | R LAND & IMPROVEMENTS T 103 RESIDENTIAL LAND & IMPROVEMENTS Taxable Total: 100% Alberta School Foundation Fund | 592,700 |
| 9456127 | 0710284 127 SW-8-25-26-4 7,693 Sq. Feet 80 MUIRFIELD CLOSE | |
| | R LAND & IMPROVEMENTS T 103 RESIDENTIAL LAND & IMPROVEMENTS Taxable Total: 100% Alberta School Foundation Fund | 456,900 |
| 9456128 | 0710284 128 SW-8-25-26-4 10,667 Sq. Feet 84 MUIRFIELD CLOSE | |
| | R LAND & IMPROVEMENTS T 103 RESIDENTIAL LAND & IMPROVEMENTS Taxable Total: 100% Alberta School Foundation Fund | 660,500 |
| 9456129 | 0710284 129 SW-8-25-26-4 12,142 Sq. Feet 87 MUIRFIELD CLOSE | |
| | R LAND & IMPROVEMENTS T 103 RESIDENTIAL LAND & IMPROVEMENTS Taxable Total: 100% The Golden Hills Reg. Div. 15 | 590,500 |
| 9456130 | 0710284 130 SW-8-25-26-4 12,551 Sq. Feet 83 MUIRFIELD CLOSE | |
| | R LAND & IMPROVEMENTS T 103 RESIDENTIAL LAND & IMPROVEMENTS Taxable Total: 100% Alberta School Foundation Fund | 512,500 |
| 9456131 | 0710284 131 SW-8-25-26-4 12,551 Sq. Feet 79 MUIRFIELD CLOSE | |
| | R LAND & IMPROVEMENTS T 103 RESIDENTIAL LAND & IMPROVEMENTS Taxable Total: 100% The Golden Hills Reg. Div. 15 | 486,100 |
| 9456132 | 0710284 132 SW-8-25-26-4 8,083 Sq. Feet 75 MUIRFIELD CLOSE | |
| | R LAND & IMPROVEMENTS T 103 RESIDENTIAL LAND & IMPROVEMENTS Taxable Total: | 617,700 |



2020 Assessment Roll (Valuation Date 1-July, 2020) 2021 Taxation Year, Wheatland County

Assessment Year: 2020
Tax Year: 2021

| Roll | Legal Address | | | | Total |
|---------|--------------------|---------------------|----------------|--|---------|
| | | | | 100% Alberta School Foundation Fund | |
| 9456133 | 0710284 133 | SW-8-25-26-4 | 7,825 Sq. Feet | | |
| | 71 MUIRFIELD CLOSE | | | | |
| | R | LAND & IMPROVEMENTS | T | 103 RESIDENTIAL LAND & IMPROVEMENTS Taxable Total: | 497,500 |
| | | | | 100% Alberta School Foundation Fund | |
| 9456134 | 0710284 134 | SW-8-25-26-4 | 7,674 Sq. Feet | | |
| | 67 MUIRFIELD CLOSE | | | | |
| | R | LAND & IMPROVEMENTS | T | 103 RESIDENTIAL LAND & IMPROVEMENTS Taxable Total: | 485,300 |
| | | | | 100% Alberta School Foundation Fund | |
| 9456135 | 0710284 135 | SW-8-25-26-4 | 7,674 Sq. Feet | | |
| | 63 MUIRFIELD CLOSE | | | | |
| | R | LAND & IMPROVEMENTS | T | 103 RESIDENTIAL LAND & IMPROVEMENTS Taxable Total: | 514,100 |
| | | | | 100% Alberta School Foundation Fund | |
| 9456136 | 0710284 136 | SW-8-25-26-4 | 7,674 Sq. Feet | | |
| | 59 MUIRFIELD CLOSE | | | | |
| | R | LAND & IMPROVEMENTS | T | 103 RESIDENTIAL LAND & IMPROVEMENTS Taxable Total: | 453,300 |
| | | | | 100% Alberta School Foundation Fund | |
| 9456137 | 0710284 137 | SW-8-25-26-4 | 7,976 Sq. Feet | | |
| | 55 MUIRFIELD CLOSE | | | | |
| | R | LAND & IMPROVEMENTS | T | 103 RESIDENTIAL LAND & IMPROVEMENTS Taxable Total: | 438,600 |
| | | | | 100% Alberta School Foundation Fund | |
| 9456138 | 0710284 138 | SW-8-25-26-4 | 8,299 Sq. Feet | | |
| | 51 MUIRFIELD CLOSE | | | | |
| | R | LAND & IMPROVEMENTS | T | 103 RESIDENTIAL LAND & IMPROVEMENTS Taxable Total: | 422,500 |
| | | | | 100% Alberta School Foundation Fund | |
| 9456139 | 0710284 139 | SW-8-25-26-4 | 7,750 Sq. Feet | | |
| | 47 MUIRFIELD CLOSE | | | | |
| | R | LAND & IMPROVEMENTS | T | 103 RESIDENTIAL LAND & IMPROVEMENTS Taxable Total: | 570,200 |
| | | | | 100% Alberta School Foundation Fund | |
| 9456140 | 0710284 140 | SW-8-25-26-4 | 7,384 Sq. Feet | | |
| | 43 MUIRFIELD CLOSE | | | | |
| | R | LAND & IMPROVEMENTS | T | 103 RESIDENTIAL LAND & IMPROVEMENTS Taxable Total: | 523,500 |
| | | | | 100% Alberta School Foundation Fund | |
| 9456141 | 0710284 141 | SW-8-25-26-4 | 7,384 Sq. Feet | | |
| | 39 MUIRFIELD CLOSE | | | | |



2020 Assessment Roll (Valuation Date 1-July, 2020) 2021 Taxation Year, Wheatland County

Assessment Year: 2020
Tax Year: 2021

| Roll | Legal Address | | | | Total |
|---------|---------------|---|-------|---|---------|
| | R | LAND & IMPROVEMENTS | T 103 | RESIDENTIAL LAND & IMPROVEMENTS Taxable Total: 100% Alberta School Foundation Fund | 517,700 |
| 9456142 | 0710284 142 | SW-8-25-26-4 7,384 Sq. Feet 35 MUIRFIELD CLOSE | | | |
| | R | LAND & IMPROVEMENTS | T 103 | RESIDENTIAL LAND & IMPROVEMENTS Taxable Total: 100% Alberta School Foundation Fund | 768,200 |
| 9456143 | 0710284 143 | SW-8-25-26-4 7,384 Sq. Feet 31 MUIRFIELD CLOSE | | | |
| | R | LAND & IMPROVEMENTS | T 103 | RESIDENTIAL LAND & IMPROVEMENTS Taxable Total: 100% Alberta School Foundation Fund | 562,400 |
| 9456144 | 0710284 144 | SW-8-25-26-4 7,384 Sq. Feet 27 MUIRFIELD CLOSE | | | |
| | R | LAND & IMPROVEMENTS | T 103 | RESIDENTIAL LAND & IMPROVEMENTS Taxable Total: 100% Alberta School Foundation Fund | 428,100 |
| 9456145 | 0710284 145 | SW-8-25-26-4 7,384 Sq. Feet 23 MUIRFIELD CLOSE | | | |
| | R | LAND & IMPROVEMENTS | T 103 | RESIDENTIAL LAND & IMPROVEMENTS Taxable Total: 100% Alberta School Foundation Fund | 430,700 |
| 9456146 | 0710284 146 | SW-8-25-26-4 7,384 Sq. Feet 19 MUIRFIELD CLOSE | | | |
| | R | LAND & IMPROVEMENTS | T 103 | RESIDENTIAL LAND & IMPROVEMENTS Taxable Total: 100% Alberta School Foundation Fund | 493,600 |
| 9456147 | 0710284 147 | SW-8-25-26-4 7,384 Sq. Feet 15 MUIRFIELD CLOSE | | | |
| | R | LAND & IMPROVEMENTS | T 103 | RESIDENTIAL LAND & IMPROVEMENTS Taxable Total: 100% Alberta School Foundation Fund | 463,200 |
| 9456148 | 0710284 148 | SW-8-25-26-4 7,384 Sq. Feet 11 MUIRFIELD CLOSE | | | |
| | R | LAND & IMPROVEMENTS | T 103 | RESIDENTIAL LAND & IMPROVEMENTS Taxable Total: 100% Alberta School Foundation Fund | 452,500 |
| 9456149 | 0710284 149 | SW-8-25-26-4 7,384 Sq. Feet 7 MUIRFIELD CLOSE | | | |
| | R | LAND & IMPROVEMENTS | T 103 | RESIDENTIAL LAND & IMPROVEMENTS Taxable Total: 100% Alberta School Foundation Fund | 443,200 |



2020 Assessment Roll (Valuation Date 1-July, 2020) 2021 Taxation Year, Wheatland County

Assessment Year: 2020
Tax Year: 2021

| Roll | Legal Address | | | | | Total |
|---------|---|---------------------|--|--|---|---------|
| 9456150 | 0710284 150 SW-8-25-26-4 8,729 Sq. Feet 3 MUIRFIELD CLOSE | | | | | |
| | R | LAND & IMPROVEMENTS | | | T 103 RESIDENTIAL LAND & IMPROVEMENTS Taxable Total: 100% Alberta School Foundation Fund | 560,600 |
| 9456151 | 0710284 151 SW-8-25-26-4 7,427 Sq. Feet 536 MUIRFIELD CRES | | | | | |
| | R | LAND & IMPROVEMENTS | | | T 103 RESIDENTIAL LAND & IMPROVEMENTS Taxable Total: 100% Alberta School Foundation Fund | 488,800 |
| 9456152 | 0710284 152 SW-8-25-26-4 7,427 Sq. Feet 540 MUIRFIELD CRES | | | | | |
| | R | LAND & IMPROVEMENTS | | | T 103 RESIDENTIAL LAND & IMPROVEMENTS Taxable Total: 100% Alberta School Foundation Fund | 637,500 |
| 9456153 | 0710284 153 SW-8-25-26-4 7,427 Sq. Feet 544 MUIRFIELD CRES | | | | | |
| | R | LAND & IMPROVEMENTS | | | T 103 RESIDENTIAL LAND & IMPROVEMENTS Taxable Total: 100% Alberta School Foundation Fund | 453,200 |
| 9456154 | 0710284 154 SW-8-25-26-4 7,427 Sq. Feet 548 MUIRFIELD CRES | | | | | |
| | R | LAND & IMPROVEMENTS | | | T 103 RESIDENTIAL LAND & IMPROVEMENTS Taxable Total: 100% Alberta School Foundation Fund | 565,100 |
| 9456155 | 0710284 155 SW-8-25-26-4 7,427 Sq. Feet 552 MUIRFIELD CRES | | | | | |
| | R | LAND & IMPROVEMENTS | | | T 103 RESIDENTIAL LAND & IMPROVEMENTS Taxable Total: 100% Alberta School Foundation Fund | 611,800 |
| 9456156 | 0710284 156 SW-8-25-26-4 7,427 Sq. Feet 556 MUIRFIELD CRES | | | | | |
| | R | LAND & IMPROVEMENTS | | | T 103 RESIDENTIAL LAND & IMPROVEMENTS Taxable Total: 100% Alberta School Foundation Fund | 509,600 |
| 9456157 | 0710284 157 SW-8-25-26-4 7,427 Sq. Feet 560 MUIRFIELD CRES | | | | | |
| | R | LAND | | | T 104 RESIDENTIAL VACANT LAND Taxable Total: 100% Alberta School Foundation Fund | 113,600 |
| 9456158 | 0710284 158 SW-8-25-26-4 7,427 Sq. Feet 564 MUIRFIELD CRES | | | | | |
| | R | LAND & IMPROVEMENTS | | | T 103 RESIDENTIAL LAND & IMPROVEMENTS Taxable Total: | 495,900 |



2020 Assessment Roll (Valuation Date 1-July, 2020) 2021 Taxation Year, Wheatland County

Assessment Year: 2020
Tax Year: 2021

| Roll | Legal Address | | | | | | Total |
|---------|-------------------------------------|---------------------|----------------|-------------------------------------|-----|---------------------------------|------------------------|
| 9456159 | 0710284 159 | SW-8-25-26-4 | 7,427 Sq. Feet | 100% Alberta School Foundation Fund | | | |
| | 568 MUIRFIELD CRES | | | | | | |
| | R | LAND | | T | 104 | RESIDENTIAL VACANT LAND | Taxable Total: 113,600 |
| | 100% Alberta School Foundation Fund | | | | | | |
| 9456160 | 0710284 160 | SW-8-25-26-4 | 7,427 Sq. Feet | | | | |
| | 572 MUIRFIELD CRES | | | | | | |
| | R | LAND & IMPROVEMENTS | | T | 103 | RESIDENTIAL LAND & IMPROVEMENTS | Taxable Total: 491,000 |
| | 100% Alberta School Foundation Fund | | | | | | |
| 9456161 | 0710284 161 | SW-8-25-26-4 | 7,395 Sq. Feet | | | | |
| | 576 MUIRFIELD CRES | | | | | | |
| | R | LAND & IMPROVEMENTS | | T | 103 | RESIDENTIAL LAND & IMPROVEMENTS | Taxable Total: 409,000 |
| | 100% Alberta School Foundation Fund | | | | | | |
| 9456162 | 0710284 162 | SW-8-25-26-4 | 6,899 Sq. Feet | | | | |
| | 580 MUIRFIELD CRES | | | | | | |
| | R | LAND & IMPROVEMENTS | | T | 103 | RESIDENTIAL LAND & IMPROVEMENTS | Taxable Total: 396,200 |
| | 100% Alberta School Foundation Fund | | | | | | |
| 9456163 | 0710284 163 | SW-8-25-26-4 | 6,921 Sq. Feet | | | | |
| | 584 MUIRFIELD CRES | | | | | | |
| | R | LAND & IMPROVEMENTS | | T | 103 | RESIDENTIAL LAND & IMPROVEMENTS | Taxable Total: 584,200 |
| | 100% Alberta School Foundation Fund | | | | | | |
| 9456164 | 0710284 164 | SW-8-25-26-4 | 7,007 Sq. Feet | | | | |
| | 588 MUIRFIELD CRES | | | | | | |
| | R | LAND | | T | 104 | RESIDENTIAL VACANT LAND | Taxable Total: 111,500 |
| | 100% Alberta School Foundation Fund | | | | | | |
| 9456165 | 0710284 165 | SW-8-25-26-4 | 7,093 Sq. Feet | | | | |
| | 592 MUIRFIELD CRES | | | | | | |
| | R | LAND | | T | 104 | RESIDENTIAL VACANT LAND | Taxable Total: 112,000 |
| | 100% Alberta School Foundation Fund | | | | | | |
| 9456166 | 0710284 166 | SW-8-25-26-4 | 7,147 Sq. Feet | | | | |
| | 596 MUIRFIELD CRES | | | | | | |
| | R | LAND & IMPROVEMENTS | | T | 103 | RESIDENTIAL LAND & IMPROVEMENTS | Taxable Total: 421,400 |
| | 100% Alberta School Foundation Fund | | | | | | |
| 9456167 | 0710284 167 | SW-8-25-26-4 | 7,061 Sq. Feet | | | | |
| | 600 MUIRFIELD CRES | | | | | | |



2020 Assessment Roll (Valuation Date 1-July, 2020) 2021 Taxation Year, Wheatland County

Assessment Year: 2020
Tax Year: 2021

| Roll | Legal Address | | | | | Total |
|---------|---------------|---|---|-----|--|---------------------------|
| | R | LAND | T | 104 | RESIDENTIAL VACANT LAND 100% Alberta School Foundation Fund | Taxable Total: 111,800 |
| 9456168 | 0710284 168 | SW-8-25-26-4 7,341 Sq. Feet 604 MUIRFIELD CRES | | | | |
| | R | LAND & IMPROVEMENTS | T | 103 | RESIDENTIAL LAND & IMPROVEMENTS 100% Alberta School Foundation Fund | Taxable Total: 368,000 |
| 9456169 | 0710284 169 | SW-8-25-26-4 7,750 Sq. Feet 628 MUIRFIELD CRES | | | | |
| | R | LAND | T | 104 | RESIDENTIAL VACANT LAND 100% Alberta School Foundation Fund | Taxable Total: 115,300 |
| 9456170 | 0710284 170 | SW-8-25-26-4 7,147 Sq. Feet 632 MUIRFIELD CRES | | | | |
| | R | LAND | T | 104 | RESIDENTIAL VACANT LAND 100% Alberta School Foundation Fund | Taxable Total: 112,200 |
| 9456171 | 0710284 171 | SW-8-25-26-4 6,566 Sq. Feet 636 MUIRFIELD CRES | | | | |
| | R | LAND & IMPROVEMENTS | T | 103 | RESIDENTIAL LAND & IMPROVEMENTS 100% Alberta School Foundation Fund | Taxable Total: 487,000 |
| 9456172 | 0710284 172 | SW-8-25-26-4 6,566 Sq. Feet 642 MUIRFIELD CRES | | | | |
| | R | LAND & IMPROVEMENTS | T | 103 | RESIDENTIAL LAND & IMPROVEMENTS 100% Alberta School Foundation Fund | Taxable Total: 486,500 |
| 9456173 | 0710284 173 | SW-8-25-26-4 6,544 Sq. Feet 646 MUIRFIELD CRES | | | | |
| | R | LAND & IMPROVEMENTS | T | 103 | RESIDENTIAL LAND & IMPROVEMENTS 100% Alberta School Foundation Fund | Taxable Total: 556,300 |
| 9456174 | 0710284 174 | SW-8-25-26-4 6,576 Sq. Feet 650 MUIRFIELD CRES | | | | |
| | R | LAND & IMPROVEMENTS | T | 103 | RESIDENTIAL LAND & IMPROVEMENTS 100% Alberta School Foundation Fund | Taxable Total: 423,500 |
| 9456175 | 0710284 175 | SW-8-25-26-4 6,878 Sq. Feet 654 MUIRFIELD CRES | | | | |
| | R | LAND & IMPROVEMENTS | T | 103 | RESIDENTIAL LAND & IMPROVEMENTS 100% Alberta School Foundation Fund | Taxable Total: 454,700 |



2020 Assessment Roll (Valuation Date 1-July, 2020) 2021 Taxation Year, Wheatland County

Assessment Year: 2020
Tax Year: 2021

| Roll | Legal Address | Total |
|---------|---|---------|
| 9456176 | 0710284 176 SW-8-25-26-4 7,308 Sq. Feet 658 MUIRFIELD CRES | |
| | R LAND & IMPROVEMENTS T 103 RESIDENTIAL LAND & IMPROVEMENTS Taxable Total: 100% Alberta School Foundation Fund | 519,900 |
| 9456177 | 0710284 177 SW-8-25-26-4 7,319 Sq. Feet 662 MUIRFIELD CRES | |
| | R LAND & IMPROVEMENTS T 103 RESIDENTIAL LAND & IMPROVEMENTS Taxable Total: 100% Alberta School Foundation Fund | 649,500 |
| 9456178 | 0710284 178 SW-8-25-26-4 7,298 Sq. Feet 670 MUIRFIELD CRES | |
| | R LAND T 104 RESIDENTIAL VACANT LAND Taxable Total: 100% Alberta School Foundation Fund | 113,000 |
| 9456179 | 0710284 179 SW-8-25-26-4 7,308 Sq. Feet 674 MUIRFIELD CRES | |
| | R LAND & IMPROVEMENTS T 103 RESIDENTIAL LAND & IMPROVEMENTS Taxable Total: 100% Alberta School Foundation Fund | 468,100 |
| 9456180 | 0710284 180 SW-8-25-26-4 7,308 Sq. Feet 678 MUIRFIELD CRES | |
| | R LAND & IMPROVEMENTS T 103 RESIDENTIAL LAND & IMPROVEMENTS Taxable Total: 100% Alberta School Foundation Fund | 479,700 |
| 9456181 | 0710284 181 SW-8-25-26-4 7,298 Sq. Feet 682 MUIRFIELD CRES | |
| | R LAND & IMPROVEMENTS T 103 RESIDENTIAL LAND & IMPROVEMENTS Taxable Total: 100% Alberta School Foundation Fund | 503,800 |
| 9456182 | 0710284 182 SW-8-25-26-4 7,308 Sq. Feet 686 MUIRFIELD CRES | |
| | R LAND & IMPROVEMENTS T 103 RESIDENTIAL LAND & IMPROVEMENTS Taxable Total: 100% Alberta School Foundation Fund | 578,100 |
| 9456183 | 0710284 183 SW-8-25-26-4 6,385 Sq. Feet 690 MUIRFIELD CRES | |
| | R LAND & IMPROVEMENTS T 103 RESIDENTIAL LAND & IMPROVEMENTS Taxable Total: 100% Alberta School Foundation Fund | 442,700 |
| 9456184 | 0710284 184 SW-8-25-26-4 8,912 Sq. Feet 694 MUIRFIELD CRES | |
| | R LAND T 104 RESIDENTIAL VACANT LAND Taxable Total: | 121,100 |



2020 Assessment Roll (Valuation Date 1-July, 2020) 2021 Taxation Year, Wheatland County

Assessment Year: 2020
Tax Year: 2021

| Roll | Legal Address | | | | | | | | Total |
|-----------------------|---|---|--|-------------------------------------|-------------------------------------|---------------------------------|----------------|----------------|---------|
| 9456185 | 0710284 185 SW-8-25-26-4 10.53 Acres | | | | 100% Alberta School Foundation Fund | | | | |
| | | | | | ROADWAY Roadway | | | | |
| | NR LAND | | | | E 169 | MISC. PROPERTY EXEMPT | | Exempt Total: | 9,580 |
| | | | | | 100% Alberta School Foundation Fund | | | | |
| 9456201 | 0811158 1 W -8-25-26-4 6,402 Sq. Feet 517 MUIRFIELD CRES | | | | | | | | |
| | NR LAND | | | | E 155 | WHEATLAND COUNTY EXEMPT | | Exempt Total: | 107,750 |
| | | | | | 100% Alberta School Foundation Fund | | | | |
| | 9456202 | 0811158 2 W -8-25-26-4 7,402 Sq. Feet 496 MUIRFIELD CRES | | | | | | | |
| R LAND | | | | T 104 | RESIDENTIAL VACANT LAND | | Taxable Total: | 79,500 | |
| | | | | | 100% Alberta School Foundation Fund | | | | |
| | 9456203 | 0811158 3 W -8-25-26-4 7,807 Sq. Feet 492 MUIRFIELD CRES | | | | | | | |
| R LAND | | | | T 104 | RESIDENTIAL VACANT LAND | | | 85,470 | |
| | NR | | | | E 155 | WHEATLAND COUNTY EXEMPT | | | 30,030 |
| | | | | | 100% Alberta School Foundation Fund | | | | Totals: |
| 9456204 | 0811158 4 W -8-25-26-4 7,807 Sq. Feet 488 MUIRFIELD CRES | | | | | | | | |
| | R LAND & IMPROVEMENTS | | | | T 103 | RESIDENTIAL LAND & IMPROVEMENTS | | Taxable Total: | 425,400 |
| | | | | | 100% Alberta School Foundation Fund | | | | |
| | 9456205 | 0811158 5 W -8-25-26-4 6,564 Sq. Feet 484 MUIRFIELD CRES | | | | | | | |
| R LAND | | | | T 104 | RESIDENTIAL VACANT LAND | | Taxable Total: | 125,700 | |
| | | | | | 100% Alberta School Foundation Fund | | | | |
| | 9456206 | 0811158 6 W -8-25-26-4 6,972 Sq. Feet 468 MUIRFIELD CRES | | | | | | | |
| R LAND & IMPROVEMENTS | | | | T 103 | RESIDENTIAL LAND & IMPROVEMENTS | | Taxable Total: | 496,200 | |
| | | | | | 100% Alberta School Foundation Fund | | | | |
| | 9456207 | 0811158 7 W -8-25-26-4 6,972 Sq. Feet 464 MUIRFIELD CRES | | | | | | | |
| R LAND & IMPROVEMENTS | | | | T 103 | RESIDENTIAL LAND & IMPROVEMENTS | | Taxable Total: | 563,500 | |
| | | | | 100% Alberta School Foundation Fund | | | | | |



2020 Assessment Roll (Valuation Date 1-July, 2020) 2021 Taxation Year, Wheatland County

Assessment Year: 2020
Tax Year: 2021

| Roll | Legal Address | | | | Total |
|---------|--|-------|-------------------------------------|----------------|---------|
| 9456208 | 0811158 8 W -8-25-26-4 6,972 Sq. Feet 460 MUIRFIELD CRES | | | | |
| | R LAND | T 104 | RESIDENTIAL VACANT LAND | | 59,040 |
| | NR | E 155 | WHEATLAND COUNTY EXEMPT | | 52,360 |
| | | | 100% Alberta School Foundation Fund | Totals: | 111,400 |
| 9456209 | 0811158 9 W -8-25-26-4 6,972 Sq. Feet 456 MUIRFIELD CRES | | | | |
| | R LAND | T 104 | RESIDENTIAL VACANT LAND | | 77,980 |
| | NR | E 155 | WHEATLAND COUNTY EXEMPT | | 33,420 |
| | | | 100% Alberta School Foundation Fund | Totals: | 111,400 |
| 9456210 | 0811158 10 W -8-25-26-4 7,009 Sq. Feet 452 MUIRFIELD CRES | | | | |
| | R LAND | T 104 | RESIDENTIAL VACANT LAND | | 60,210 |
| | NR | E 155 | WHEATLAND COUNTY EXEMPT | | 51,290 |
| | | | 100% Alberta School Foundation Fund | Totals: | 111,500 |
| 9456211 | 0811158 11 W -8-25-26-4 7,582 Sq. Feet 448 MUIRFIELD CRES | | | | |
| | R LAND | T 104 | RESIDENTIAL VACANT LAND | Taxable Total: | 114,400 |
| | | | 100% Alberta School Foundation Fund | | |
| 9456212 | 0811158 12 W -8-25-26-4 7,582 Sq. Feet 444 MUIRFIELD CRES | | | | |
| | R LAND | T 104 | RESIDENTIAL VACANT LAND | | 100,670 |
| | NR | E 155 | WHEATLAND COUNTY EXEMPT | | 13,730 |
| | | | 100% Alberta School Foundation Fund | Totals: | 114,400 |
| 9456213 | 0811158 13 W -8-25-26-4 7,582 Sq. Feet 440 MUIRFIELD CRES | | | | |
| | R LAND | T 104 | RESIDENTIAL VACANT LAND | | 101,820 |
| | NR | E 155 | WHEATLAND COUNTY EXEMPT | | 12,580 |
| | | | 100% Alberta School Foundation Fund | Totals: | 114,400 |
| 9456214 | 0811158 14 W -8-25-26-4 7,582 Sq. Feet 436 MUIRFIELD CRES | | | | |
| | R LAND | T 104 | RESIDENTIAL VACANT LAND | | 51,480 |
| | NR | E 155 | WHEATLAND COUNTY EXEMPT | | 62,920 |
| | | | 100% Alberta School Foundation Fund | Totals: | 114,400 |



2020 Assessment Roll (Valuation Date 1-July, 2020)
2021 Taxation Year, Wheatland County

Assessment Year: 2020
Tax Year: 2021

| Roll | Legal Address | Total |
|---------|---|-----------------------|
| 9456215 | 0811158 15 W -8-25-26-4 6,974 Sq. Feet 432 MUIRFIELD CRES NR LAND E 155 WHEATLAND COUNTY EXEMPT 100% Alberta School Foundation Fund | Exempt Total: 111,360 |
| 9456241 | 0811158 41 W -8-25-26-4 6,812 Sq. Feet 392 MUIRFIELD CRES NR LAND E 155 WHEATLAND COUNTY EXEMPT 100% Alberta School Foundation Fund | Exempt Total: 110,550 |
| 9456242 | 0811158 42 W -8-25-26-4 6,808 Sq. Feet 388 MUIRFIELD CRES NR LAND E 155 WHEATLAND COUNTY EXEMPT 100% Alberta School Foundation Fund | Exempt Total: 110,530 |
| 9456243 | 0811158 43 W -8-25-26-4 6,808 Sq. Feet 384 MUIRFIELD CRES NR LAND E 155 WHEATLAND COUNTY EXEMPT 100% Alberta School Foundation Fund | Exempt Total: 110,530 |
| 9456244 | 0811158 44 W -8-25-26-4 6,808 Sq. Feet 380 MUIRFIELD CRES NR LAND E 155 WHEATLAND COUNTY EXEMPT 100% Alberta School Foundation Fund | Exempt Total: 110,530 |
| 9456245 | 0811158 45 W -8-25-26-4 7,152 Sq. Feet 376 MUIRFIELD CRES NR LAND E 155 WHEATLAND COUNTY EXEMPT 100% Alberta School Foundation Fund | Exempt Total: 112,260 |
| 9456246 | 0811158 46 W -8-25-26-4 6,807 Sq. Feet 372 MUIRFIELD CRES NR LAND E 155 WHEATLAND COUNTY EXEMPT 100% Alberta School Foundation Fund | Exempt Total: 110,530 |
| 9456247 | 0811158 47 W -8-25-26-4 6,808 Sq. Feet 368 MUIRFIELD CRES NR LAND E 155 WHEATLAND COUNTY EXEMPT 100% Alberta School Foundation Fund | Exempt Total: 110,530 |
| 9456248 | 0811158 48 W -8-25-26-4 6,808 Sq. Feet 364 MUIRFIELD CRES NR LAND E 155 WHEATLAND COUNTY EXEMPT | Exempt Total: 110,530 |



2020 Assessment Roll (Valuation Date 1-July, 2020) 2021 Taxation Year, Wheatland County

Assessment Year: 2020
Tax Year: 2021

| Roll | Legal Address | | | | | | | Total | |
|---------|--------------------|--------------|----------------|-------------------------------------|-------------------------|--|--|-----------------------|--|
| 9456249 | 0811158 49 | W -8-25-26-4 | 6,808 Sq. Feet | 100% Alberta School Foundation Fund | | | | | |
| | 360 MUIRFIELD CRES | | | | | | | | |
| | NR | LAND | | E 155 | WHEATLAND COUNTY EXEMPT | | | Exempt Total: 110,530 | |
| | | | | 100% Alberta School Foundation Fund | | | | | |
| 9456250 | 0811158 50 | W -8-25-26-4 | 6,808 Sq. Feet | | | | | | |
| | 356 MUIRFIELD CRES | | | | | | | | |
| | NR | LAND | | E 155 | WHEATLAND COUNTY EXEMPT | | | Exempt Total: 110,530 | |
| | | | | 100% Alberta School Foundation Fund | | | | | |
| 9456251 | 0811158 51 | W -8-25-26-4 | 6,808 Sq. Feet | | | | | | |
| | 352 MUIRFIELD CRES | | | | | | | | |
| | NR | LAND | | E 155 | WHEATLAND COUNTY EXEMPT | | | Exempt Total: 110,530 | |
| | | | | 100% Alberta School Foundation Fund | | | | | |
| 9456252 | 0811158 52 | W -8-25-26-4 | 6,808 Sq. Feet | | | | | | |
| | 348 MUIRFIELD CRES | | | | | | | | |
| | NR | LAND | | E 155 | WHEATLAND COUNTY EXEMPT | | | Exempt Total: 110,530 | |
| | | | | 100% Alberta School Foundation Fund | | | | | |
| 9456253 | 0811158 53 | W -8-25-26-4 | 6,808 Sq. Feet | | | | | | |
| | 344 MUIRFIELD CRES | | | | | | | | |
| | NR | LAND | | E 155 | WHEATLAND COUNTY EXEMPT | | | Exempt Total: 110,530 | |
| | | | | 100% Alberta School Foundation Fund | | | | | |
| 9456254 | 0811158 54 | W -8-25-26-4 | 6,808 Sq. Feet | | | | | | |
| | 340 MUIRFIELD CRES | | | | | | | | |
| | NR | LAND | | E 155 | WHEATLAND COUNTY EXEMPT | | | Exempt Total: 110,530 | |
| | | | | 100% Alberta School Foundation Fund | | | | | |
| 9456255 | 0811158 55 | W -8-25-26-4 | 6,808 Sq. Feet | | | | | | |
| | 336 MUIRFIELD CRES | | | | | | | | |
| | NR | LAND | | E 155 | WHEATLAND COUNTY EXEMPT | | | Exempt Total: 110,530 | |
| | | | | 100% Alberta School Foundation Fund | | | | | |
| 9456256 | 0811158 56 | W -8-25-26-4 | 6,808 Sq. Feet | | | | | | |
| | 332 MUIRFIELD CRES | | | | | | | | |
| | NR | LAND | | E 155 | WHEATLAND COUNTY EXEMPT | | | Exempt Total: 110,530 | |
| | | | | 100% Alberta School Foundation Fund | | | | | |
| 9456257 | 0811158 57 | W -8-25-26-4 | 7,193 Sq. Feet | | | | | | |
| | 328 MUIRFIELD CRES | | | | | | | | |



2020 Assessment Roll (Valuation Date 1-July, 2020) 2021 Taxation Year, Wheatland County

Assessment Year: 2020
Tax Year: 2021

| Roll | Legal Address | | | | Total |
|---------|---|-------|-------------------------------------|----------------|---------|
| | NR LAND | E 155 | WHEATLAND COUNTY EXEMPT | Exempt Total: | 112,460 |
| | | | 100% Alberta School Foundation Fund | | |
| 9456258 | 0811158 58 W -8-25-26-4 7,110 Sq. Feet 324 MUIRFIELD CRES | | | | |
| | NR LAND | E 155 | WHEATLAND COUNTY EXEMPT | Exempt Total: | 112,050 |
| | | | 100% Alberta School Foundation Fund | | |
| 9456259 | 0811158 59 W -8-25-26-4 7,097 Sq. Feet 320 MUIRFIELD CRES | | | | |
| | NR LAND | E 155 | WHEATLAND COUNTY EXEMPT | Exempt Total: | 111,980 |
| | | | 100% Alberta School Foundation Fund | | |
| 9456260 | 0811158 60 W -8-25-26-4 7,030 Sq. Feet 316 MUIRFIELD CRES | | | | |
| | NR LAND | E 155 | WHEATLAND COUNTY EXEMPT | Exempt Total: | 111,640 |
| | | | 100% Alberta School Foundation Fund | | |
| 9456261 | 0811158 61 W -8-25-26-4 6,927 Sq. Feet 312 MUIRFIELD CRES | | | | |
| | NR LAND | E 155 | WHEATLAND COUNTY EXEMPT | Exempt Total: | 111,130 |
| | | | 100% Alberta School Foundation Fund | | |
| 9456262 | 0811158 62 W -8-25-26-4 6,978 Sq. Feet 308 MUIRFIELD CRES | | | | |
| | NR LAND | E 155 | WHEATLAND COUNTY EXEMPT | Exempt Total: | 111,380 |
| | | | 100% Alberta School Foundation Fund | | |
| 9456263 | 0811158 63 W -8-25-26-4 7,170 Sq. Feet 304 MUIRFIELD CRES | | | | |
| | NR LAND | E 155 | WHEATLAND COUNTY EXEMPT | Exempt Total: | 112,350 |
| | | | 100% Alberta School Foundation Fund | | |
| 9456264 | 0811158 64 W -8-25-26-4 10,025 Sq. Feet 300 MUIRFIELD CRES | | | | |
| | NR LAND | E 155 | WHEATLAND COUNTY EXEMPT | Exempt Total: | 126,650 |
| | | | 100% Alberta School Foundation Fund | | |
| 9456265 | 0811158 65 W -8-25-26-4 21,335 Sq. Feet 3 KAUTZ CLOSE | | | | |
| | R LAND & IMPROVEMENTS | T 103 | RESIDENTIAL LAND & IMPROVEMENTS | Taxable Total: | 656,800 |
| | | | 100% Alberta School Foundation Fund | | |



2020 Assessment Roll (Valuation Date 1-July, 2020) 2021 Taxation Year, Wheatland County

Assessment Year: 2020
Tax Year: 2021

| Roll | Legal Address | Total |
|---------|---|---------|
| 9456266 | 0811158 66 W -8-25-26-4 21,367 Sq. Feet 7 KAUTZ CLOSE | |
| | R LAND & IMPROVEMENTS T 103 RESIDENTIAL LAND & IMPROVEMENTS Taxable Total: 100% Alberta School Foundation Fund | 986,100 |
| 9456267 | 0811158 67 W -8-25-26-4 21,367 Sq. Feet 11 KAUTZ CLOSE | |
| | R LAND & IMPROVEMENTS T 103 RESIDENTIAL LAND & IMPROVEMENTS Taxable Total: 100% Alberta School Foundation Fund | 828,200 |
| 9456268 | 0811158 68 W -8-25-26-4 21,393 Sq. Feet 15 KAUTZ CLOSE | |
| | R LAND & IMPROVEMENTS T 103 RESIDENTIAL LAND & IMPROVEMENTS Taxable Total: 100% Christ The Redeemer Reg. 3 | 832,400 |
| 9456269 | 0811158 69 W -8-25-26-4 21,367 Sq. Feet 19 KAUTZ CLOSE | |
| | R LAND T 104 RESIDENTIAL VACANT LAND Taxable Total: 100% Alberta School Foundation Fund | 181,700 |
| 9456270 | 0811158 70 W -8-25-26-4 21,977 Sq. Feet 23 KAUTZ CLOSE | |
| | R LAND T 104 RESIDENTIAL VACANT LAND Taxable Total: 100% Alberta School Foundation Fund | 184,300 |
| 9456271 | 0811158 71 W -8-25-26-4 32,582 Sq. Feet 27 KAUTZ CLOSE | |
| | R LAND T 104 RESIDENTIAL VACANT LAND Taxable Total: 100% Christ The Redeemer Reg. 3 | 228,900 |
| 9456272 | 0811158 72 W -8-25-26-4 34,674 Sq. Feet 31 KAUTZ CLOSE | |
| | R LAND & IMPROVEMENTS T 103 RESIDENTIAL LAND & IMPROVEMENTS Taxable Total: 100% Alberta School Foundation Fund | 823,900 |
| 9456273 | 0811158 73 W -8-25-26-4 30,368 Sq. Feet 35 KAUTZ CLOSE | |
| | R LAND T 104 RESIDENTIAL VACANT LAND Taxable Total: 100% Alberta School Foundation Fund | 261,400 |
| 9456274 | 0811158 74 W -8-25-26-4 43,941 Sq. Feet 20 KAUTZ CLOSE | |
| | R LAND & IMPROVEMENTS T 103 RESIDENTIAL LAND & IMPROVEMENTS Taxable Total: | 881,300 |



2020 Assessment Roll (Valuation Date 1-July, 2020) 2021 Taxation Year, Wheatland County

Assessment Year: 2020
Tax Year: 2021

| Roll | Legal Address | Total |
|-------------------------------------|--|------------------------|
| 100% The Golden Hills Reg. Div. 15 | | |
| 9456275 | 0811158 75 W -8-25-26-4 43,925 Sq. Feet 16 KAUTZ CLOSE | |
| | R LAND | |
| | T 104 RESIDENTIAL VACANT LAND | Taxable Total: 210,100 |
| 100% The Golden Hills Reg. Div. 15 | | |
| 9456276 | 0811158 76 W -8-25-26-4 43,949 Sq. Feet 12 KAUTZ CLOSE | |
| | R LAND | |
| | T 104 RESIDENTIAL VACANT LAND | Taxable Total: 210,100 |
| 100% Alberta School Foundation Fund | | |
| 9456277 | 0811158 77 W -8-25-26-4 44,010 Sq. Feet 8 KAUTZ CLOSE | |
| | R LAND | |
| | T 104 RESIDENTIAL VACANT LAND | Taxable Total: 210,200 |
| 100% Alberta School Foundation Fund | | |
| 9456278 | 0811158 78 W -8-25-26-4 72,018 Sq. Feet 4 KAUTZ CLOSE | |
| | R LAND | |
| | T 104 RESIDENTIAL VACANT LAND | Taxable Total: 250,900 |
| 100% Alberta School Foundation Fund | | |
| 9456279 | 0811158 79 W -8-25-26-4 7,826 Sq. Feet 292 MUIRFIELD CRES | |
| | NR LAND | |
| | E 155 WHEATLAND COUNTY EXEMPT | Exempt Total: 115,630 |
| 100% Alberta School Foundation Fund | | |
| 9456280 | 0811158 80 W -8-25-26-4 6,567 Sq. Feet 290 MUIRFIELD CRES | |
| | NR LAND | |
| | E 155 WHEATLAND COUNTY EXEMPT | Exempt Total: 109,330 |
| 100% Alberta School Foundation Fund | | |
| 9456281 | 0811158 81 W -8-25-26-4 6,567 Sq. Feet 288 MUIRFIELD CRES | |
| | NR LAND | |
| | E 155 WHEATLAND COUNTY EXEMPT | Exempt Total: 109,330 |
| 100% Alberta School Foundation Fund | | |
| 9456282 | 0811158 82 W -8-25-26-4 6,567 Sq. Feet 284 MUIRFIELD CRES | |
| | NR LAND | |
| | E 155 WHEATLAND COUNTY EXEMPT | Exempt Total: 109,330 |
| 100% Alberta School Foundation Fund | | |
| 9456283 | 0811158 83 W -8-25-26-4 6,567 Sq. Feet 282 MUIRFIELD CRES | |



2020 Assessment Roll (Valuation Date 1-July, 2020) 2021 Taxation Year, Wheatland County

Assessment Year: 2020
Tax Year: 2021

| Roll | Legal Address | | | | | | Total |
|---------|---------------|----------------|----------------|--|--|---------------|---------|
| | NR | LAND | | | E 155 WHEATLAND COUNTY EXEMPT 100% Alberta School Foundation Fund | Exempt Total: | 109,330 |
| 9456284 | 0811158 84 | W -8-25-26-4 | 6,562 Sq. Feet | | | | |
| | 280 | MUIRFIELD CRES | | | | | |
| | NR | LAND | | | E 155 WHEATLAND COUNTY EXEMPT 100% Alberta School Foundation Fund | Exempt Total: | 109,300 |
| 9456285 | 0811158 85 | W -8-25-26-4 | 6,602 Sq. Feet | | | | |
| | 276 | MUIRFIELD CRES | | | | | |
| | NR | LAND | | | E 155 WHEATLAND COUNTY EXEMPT 100% Alberta School Foundation Fund | Exempt Total: | 109,500 |
| 9456286 | 0811158 86 | W -8-25-26-4 | 6,661 Sq. Feet | | | | |
| | 272 | MUIRFIELD CRES | | | | | |
| | NR | LAND | | | E 155 WHEATLAND COUNTY EXEMPT 100% Alberta School Foundation Fund | Exempt Total: | 109,800 |
| 9456287 | 0811158 87 | W -8-25-26-4 | 6,791 Sq. Feet | | | | |
| | 268 | MUIRFIELD CRES | | | | | |
| | NR | LAND | | | E 155 WHEATLAND COUNTY EXEMPT 100% Alberta School Foundation Fund | Exempt Total: | 110,450 |
| 9456288 | 0811158 88 | W -8-25-26-4 | 6,104 Sq. Feet | | | | |
| | 264 | MUIRFIELD CRES | | | | | |
| | NR | LAND | | | E 155 WHEATLAND COUNTY EXEMPT 100% Alberta School Foundation Fund | Exempt Total: | 104,510 |
| 9456289 | 0811158 89 | W -8-25-26-4 | 6,145 Sq. Feet | | | | |
| | 260 | MUIRFIELD CRES | | | | | |
| | NR | LAND | | | E 155 WHEATLAND COUNTY EXEMPT 100% Alberta School Foundation Fund | Exempt Total: | 104,960 |
| 9456290 | 0811158 90 | W -8-25-26-4 | 6,186 Sq. Feet | | | | |
| | 247 | MUIRFIELD CRES | | | | | |
| | R | LAND | | | T 104 RESIDENTIAL VACANT LAND | | 41,330 |
| | NR | | | | E 155 WHEATLAND COUNTY EXEMPT 100% Alberta School Foundation Fund | | 32,470 |
| | | | | | | Totals: | 73,800 |
| 9456291 | 0811158 91 | W -8-25-26-4 | 6,120 Sq. Feet | | | | |
| | 251 | MUIRFIELD CRES | | | | | |
| | NR | LAND | | | E 155 WHEATLAND COUNTY EXEMPT 100% Alberta School Foundation Fund | Exempt Total: | 73,280 |



2020 Assessment Roll (Valuation Date 1-July, 2020) 2021 Taxation Year, Wheatland County

Assessment Year: 2020
Tax Year: 2021

| Roll | Legal Address | Total |
|---------|--|---------|
| 9456292 | 0811158 92 W -8-25-26-4 6,728 Sq. Feet 255 MUIRFIELD CRES | |
| | NR LAND E 155 WHEATLAND COUNTY EXEMPT 100% Alberta School Foundation Fund Exempt Total: | 77,090 |
| 9456293 | 0811158 93 W -8-25-26-4 6,228 Sq. Feet 259 MUIRFIELD CRES | |
| | NR LAND E 155 WHEATLAND COUNTY EXEMPT 100% Alberta School Foundation Fund Exempt Total: | 105,860 |
| 9456294 | 0811158 94 W -8-25-26-4 6,730 Sq. Feet 263 MUIRFIELD CRES | |
| | NR LAND E 155 WHEATLAND COUNTY EXEMPT 100% Alberta School Foundation Fund Exempt Total: | 110,140 |
| 9456295 | 0811158 95 W -8-25-26-4 6,505 Sq. Feet 267 MUIRFIELD CRES | |
| | NR LAND E 155 WHEATLAND COUNTY EXEMPT 100% Alberta School Foundation Fund Exempt Total: | 108,860 |
| 9456296 | 0811158 96 W -8-25-26-4 6,688 Sq. Feet 271 MUIRFIELD CRES | |
| | NR LAND E 155 WHEATLAND COUNTY EXEMPT 100% Alberta School Foundation Fund Exempt Total: | 109,930 |
| 9456297 | 0811158 97 W -8-25-26-4 6,755 Sq. Feet 275 MUIRFIELD CRES | |
| | NR LAND E 155 WHEATLAND COUNTY EXEMPT 100% Alberta School Foundation Fund Exempt Total: | 110,270 |
| 9456298 | 0811158 98 W -8-25-26-4 6,757 Sq. Feet 279 MUIRFIELD CRES | |
| | NR LAND E 155 WHEATLAND COUNTY EXEMPT 100% Alberta School Foundation Fund Exempt Total: | 110,280 |
| 9456299 | 0811158 99 W -8-25-26-4 6,754 Sq. Feet 283 MUIRFIELD CRES | |
| | NR LAND E 155 WHEATLAND COUNTY EXEMPT 100% Alberta School Foundation Fund Exempt Total: | 110,260 |
| 9456300 | 0811158 100 W -8-25-26-4 6,752 Sq. Feet 287 MUIRFIELD CRES | |
| | NR LAND E 155 WHEATLAND COUNTY EXEMPT 100% Alberta School Foundation Fund Exempt Total: | 110,250 |



2020 Assessment Roll (Valuation Date 1-July, 2020) 2021 Taxation Year, Wheatland County

Assessment Year: 2020
Tax Year: 2021

| Roll | Legal Address | | | | | Total |
|---------|---|-------------------------------------|-------------------------|---------------|--|---------|
| | | 100% Alberta School Foundation Fund | | | | |
| 9456301 | 0811158 101 W -8-25-26-4 6,750 Sq. Feet 291 MUIRFIELD CRES | | | | | |
| | NR LAND | E 155 | WHEATLAND COUNTY EXEMPT | Exempt Total: | | 110,240 |
| | | 100% Alberta School Foundation Fund | | | | |
| 9456302 | 0811158 102 W -8-25-26-4 6,748 Sq. Feet 295 MUIRFIELD CRES | | | | | |
| | NR LAND | E 155 | WHEATLAND COUNTY EXEMPT | Exempt Total: | | 110,230 |
| | | 100% Alberta School Foundation Fund | | | | |
| 9456303 | 0811158 103 W -8-25-26-4 6,747 Sq. Feet 299 MUIRFIELD CRES | | | | | |
| | NR LAND | E 155 | WHEATLAND COUNTY EXEMPT | Exempt Total: | | 110,230 |
| | | 100% Alberta School Foundation Fund | | | | |
| 9456304 | 0811158 104 W -8-25-26-4 6,745 Sq. Feet 303 MUIRFIELD CRES | | | | | |
| | NR LAND | E 155 | WHEATLAND COUNTY EXEMPT | Exempt Total: | | 110,220 |
| | | 100% Alberta School Foundation Fund | | | | |
| 9456305 | 0811158 105 W -8-25-26-4 6,743 Sq. Feet 307 MUIRFIELD CRES | | | | | |
| | NR LAND | E 155 | WHEATLAND COUNTY EXEMPT | Exempt Total: | | 110,210 |
| | | 100% Alberta School Foundation Fund | | | | |
| 9456306 | 0811158 106 W -8-25-26-4 6,741 Sq. Feet 311 MUIRFIELD CRES | | | | | |
| | NR LAND | E 155 | WHEATLAND COUNTY EXEMPT | Exempt Total: | | 110,200 |
| | | 100% Alberta School Foundation Fund | | | | |
| 9456307 | 0811158 107 W -8-25-26-4 6,740 Sq. Feet 315 MUIRFIELD CRES | | | | | |
| | NR LAND | E 155 | WHEATLAND COUNTY EXEMPT | Exempt Total: | | 110,190 |
| | | 100% Alberta School Foundation Fund | | | | |
| 9456308 | 0811158 108 W -8-25-26-4 6,735 Sq. Feet 319 MUIRFIELD CRES | | | | | |
| | NR LAND | E 155 | WHEATLAND COUNTY EXEMPT | Exempt Total: | | 110,170 |
| | | 100% Alberta School Foundation Fund | | | | |
| 9456309 | 0811158 109 W -8-25-26-4 6,743 Sq. Feet 323 MUIRFIELD CRES | | | | | |



2020 Assessment Roll (Valuation Date 1-July, 2020) 2021 Taxation Year, Wheatland County

Assessment Year: 2020
Tax Year: 2021

| Roll | Legal Address | | | | | Total |
|---------|---|-------|--------------------------------|---------------|--|---------|
| | NR LAND | E 155 | WHEATLAND COUNTY EXEMPT | Exempt Total: | | 110,210 |
| | | 100% | Alberta School Foundation Fund | | | |
| 9456310 | 0811158 110 W -8-25-26-4 6,376 Sq. Feet 327 MUIRFIELD CRES | | | | | |
| | NR LAND | E 155 | WHEATLAND COUNTY EXEMPT | Exempt Total: | | 107,460 |
| | | 100% | Alberta School Foundation Fund | | | |
| 9456311 | 0811158 111 W -8-25-26-4 6,382 Sq. Feet 331 MUIRFIELD CRES | | | | | |
| | NR LAND | E 155 | WHEATLAND COUNTY EXEMPT | Exempt Total: | | 107,530 |
| | | 100% | Alberta School Foundation Fund | | | |
| 9456312 | 0811158 112 W -8-25-26-4 6,381 Sq. Feet 335 MUIRFIELD CRES | | | | | |
| | NR LAND | E 155 | WHEATLAND COUNTY EXEMPT | Exempt Total: | | 107,520 |
| | | 100% | Alberta School Foundation Fund | | | |
| 9456313 | 0811158 113 W -8-25-26-4 6,380 Sq. Feet 339 MUIRFIELD CRES | | | | | |
| | NR LAND | E 155 | WHEATLAND COUNTY EXEMPT | Exempt Total: | | 107,510 |
| | | 100% | Alberta School Foundation Fund | | | |
| 9456314 | 0811158 114 W -8-25-26-4 6,379 Sq. Feet 343 MUIRFIELD CRES | | | | | |
| | NR LAND | E 155 | WHEATLAND COUNTY EXEMPT | Exempt Total: | | 107,500 |
| | | 100% | Alberta School Foundation Fund | | | |
| 9456315 | 0811158 115 W -8-25-26-4 6,378 Sq. Feet 347 MUIRFIELD CRES | | | | | |
| | NR LAND | E 155 | WHEATLAND COUNTY EXEMPT | Exempt Total: | | 107,490 |
| | | 100% | Alberta School Foundation Fund | | | |
| 9456316 | 0811158 116 W -8-25-26-4 6,377 Sq. Feet 351 MUIRFIELD CRES | | | | | |
| | NR LAND | E 155 | WHEATLAND COUNTY EXEMPT | Exempt Total: | | 107,470 |
| | | 100% | Alberta School Foundation Fund | | | |
| 9456317 | 0811158 117 W -8-25-26-4 6,375 Sq. Feet 355 MUIRFIELD CRES | | | | | |
| | NR LAND | E 155 | WHEATLAND COUNTY EXEMPT | Exempt Total: | | 107,450 |
| | | 100% | Alberta School Foundation Fund | | | |



2020 Assessment Roll (Valuation Date 1-July, 2020) 2021 Taxation Year, Wheatland County

Assessment Year: 2020
Tax Year: 2021

| Roll | Legal Address | Total |
|---------|--|---------|
| 9456318 | 0811158 118 W -8-25-26-4 6,374 Sq. Feet 359 MUIRFIELD CRES | |
| | NR LAND E 155 WHEATLAND COUNTY EXEMPT 100% Alberta School Foundation Fund Exempt Total: | 107,440 |
| 9456319 | 0811158 119 W -8-25-26-4 6,373 Sq. Feet 363 MUIRFIELD CRES | |
| | NR LAND E 155 WHEATLAND COUNTY EXEMPT 100% Alberta School Foundation Fund Exempt Total: | 107,430 |
| 9456320 | 0811158 120 W -8-25-26-4 6,372 Sq. Feet 367 MUIRFIELD CRES | |
| | NR LAND E 155 WHEATLAND COUNTY EXEMPT 100% Alberta School Foundation Fund Exempt Total: | 107,420 |
| 9456321 | 0811158 121 W -8-25-26-4 6,381 Sq. Feet 371 MUIRFIELD CRES | |
| | NR LAND E 155 WHEATLAND COUNTY EXEMPT 100% Alberta School Foundation Fund Exempt Total: | 107,520 |
| 9456322 | 0811158 122 W -8-25-26-4 6,383 Sq. Feet 375 MUIRFIELD CRES | |
| | NR LAND E 155 WHEATLAND COUNTY EXEMPT 100% Alberta School Foundation Fund Exempt Total: | 107,540 |
| 9456323 | 0811158 123 W -8-25-26-4 6,383 Sq. Feet 379 MUIRFIELD CRES | |
| | NR LAND E 155 WHEATLAND COUNTY EXEMPT 100% Alberta School Foundation Fund Exempt Total: | 107,540 |
| 9456324 | 0811158 124 W -8-25-26-4 6,383 Sq. Feet 383 MUIRFIELD CRES | |
| | NR LAND E 155 WHEATLAND COUNTY EXEMPT 100% Alberta School Foundation Fund Exempt Total: | 107,540 |
| 9456325 | 0811158 125 W -8-25-26-4 6,383 Sq. Feet 387 MUIRFIELD CRES | |
| | NR LAND E 155 WHEATLAND COUNTY EXEMPT 100% Alberta School Foundation Fund Exempt Total: | 107,540 |
| 9456326 | 0811158 126 W -8-25-26-4 6,230 Sq. Feet 391 MUIRFIELD CRES | |
| | R LAND T 104 RESIDENTIAL VACANT LAND | 34,950 |



2020 Assessment Roll (Valuation Date 1-July, 2020) 2021 Taxation Year, Wheatland County

Assessment Year: 2020
Tax Year: 2021

| Roll | Legal Address | | | | | Total |
|---------|---|-------|--------------------------------|---------------|--|---------|
| | NR | E 155 | WHEATLAND COUNTY EXEMPT | | | 70,950 |
| | | 100% | Alberta School Foundation Fund | Totals: | | 105,900 |
| 9456327 | 0811158 127 W -8-25-26-4 8,512 Sq. Feet 524 MUIRFIELD BLVD | | | | | |
| | NR LAND | E 155 | WHEATLAND COUNTY EXEMPT | Exempt Total: | | 5,950 |
| | | 100% | Alberta School Foundation Fund | | | |
| 9456328 | 0811158 128 W -8-25-26-4 7,426 Sq. Feet 520 MUIRFIELD BLVD | | | | | |
| | NR LAND | E 155 | WHEATLAND COUNTY EXEMPT | Exempt Total: | | 5,680 |
| | | 100% | Alberta School Foundation Fund | | | |
| 9456329 | 0811158 129 W -8-25-26-4 7,764 Sq. Feet 512 MUIRFIELD BLVD | | | | | |
| | NR LAND | E 155 | WHEATLAND COUNTY EXEMPT | Exempt Total: | | 5,770 |
| | | 100% | Alberta School Foundation Fund | | | |
| 9456330 | 0811158 130 W -8-25-26-4 7,965 Sq. Feet 504 MUIRFIELD BLVD | | | | | |
| | NR LAND | E 155 | WHEATLAND COUNTY EXEMPT | Exempt Total: | | 5,820 |
| | | 100% | Alberta School Foundation Fund | | | |
| 9456331 | 0811158 131 W -8-25-26-4 8,038 Sq. Feet 500 MUIRFIELD BLVD | | | | | |
| | NR LAND | E 155 | WHEATLAND COUNTY EXEMPT | Exempt Total: | | 5,840 |
| | | 100% | Alberta School Foundation Fund | | | |
| 9456332 | 0811158 132 W -8-25-26-4 7,987 Sq. Feet 496 MUIRFIELD BLVD | | | | | |
| | NR LAND | E 155 | WHEATLAND COUNTY EXEMPT | Exempt Total: | | 5,820 |
| | | 100% | Alberta School Foundation Fund | | | |
| 9456333 | 0811158 133 W -8-25-26-4 7,808 Sq. Feet 492 MUIRFIELD BLVD | | | | | |
| | NR LAND | E 155 | WHEATLAND COUNTY EXEMPT | Exempt Total: | | 5,780 |
| | | 100% | Alberta School Foundation Fund | | | |
| 9456334 | 0811158 134 W -8-25-26-4 7,494 Sq. Feet 488 MUIRFIELD BLVD | | | | | |
| | NR LAND | E 155 | WHEATLAND COUNTY EXEMPT | Exempt Total: | | 5,700 |
| | | 100% | Alberta School Foundation Fund | | | |



2020 Assessment Roll (Valuation Date 1-July, 2020) 2021 Taxation Year, Wheatland County

Assessment Year: 2020
Tax Year: 2021

| Roll | Legal Address | Total |
|---------|---|-------|
| 9456335 | 0811158 135 W -8-25-26-4 6,879 Sq. Feet 484 MUIRFIELD BLVD NR LAND E 155 WHEATLAND COUNTY EXEMPT 100% Alberta School Foundation Fund Exempt Total: | 5,540 |
| 9456336 | 0811158 136 W -8-25-26-4 7,003 Sq. Feet 480 MUIRFIELD BLVD NR LAND E 155 WHEATLAND COUNTY EXEMPT 100% Alberta School Foundation Fund Exempt Total: | 5,580 |
| 9456337 | 0811158 137 W -8-25-26-4 7,003 Sq. Feet 476 MUIRFIELD BLVD NR LAND E 155 WHEATLAND COUNTY EXEMPT 100% Alberta School Foundation Fund Exempt Total: | 5,580 |
| 9456338 | 0811158 138 W -8-25-26-4 7,002 Sq. Feet 472 MUIRFIELD BLVD NR LAND E 155 WHEATLAND COUNTY EXEMPT 100% Alberta School Foundation Fund Exempt Total: | 5,580 |
| 9456339 | 0811158 139 W -8-25-26-4 7,002 Sq. Feet 468 MUIRFIELD BLVD NR LAND E 155 WHEATLAND COUNTY EXEMPT 100% Alberta School Foundation Fund Exempt Total: | 5,580 |
| 9456340 | 0811158 140 W -8-25-26-4 7,001 Sq. Feet 464 MUIRFIELD BLVD NR LAND E 155 WHEATLAND COUNTY EXEMPT 100% Alberta School Foundation Fund Exempt Total: | 5,580 |
| 9456341 | 0811158 141 W -8-25-26-4 7,001 Sq. Feet 460 MUIRFIELD BLVD NR LAND E 155 WHEATLAND COUNTY EXEMPT 100% Alberta School Foundation Fund Exempt Total: | 5,580 |
| 9456342 | 0811158 142 W -8-25-26-4 6,532 Sq. Feet 456 MUIRFIELD BLVD NR LAND E 155 WHEATLAND COUNTY EXEMPT 100% Alberta School Foundation Fund Exempt Total: | 5,460 |
| 9456343 | 0811158 143 W -8-25-26-4 6,530 Sq. Feet 452 MUIRFIELD BLVD NR LAND E 155 WHEATLAND COUNTY EXEMPT Exempt Total: | 5,460 |



2020 Assessment Roll (Valuation Date 1-July, 2020) 2021 Taxation Year, Wheatland County

Assessment Year: 2020
Tax Year: 2021

| Roll | Legal Address | | | | | Total |
|---------|---|-------------------------------------|-----|--|---------------|-------|
| | | 100% Alberta School Foundation Fund | | | | |
| 9456344 | 0811158 144 W -8-25-26-4 6,618 Sq. Feet 448 MUIRFIELD BLVD | | | | | |
| | NR LAND | E | 155 | WHEATLAND COUNTY EXEMPT 100% Alberta School Foundation Fund | Exempt Total: | 5,480 |
| 9456345 | 0811158 145 W -8-25-26-4 7,221 Sq. Feet 444 MUIRFIELD BLVD | | | | | |
| | NR LAND | E | 155 | WHEATLAND COUNTY EXEMPT 100% Alberta School Foundation Fund | Exempt Total: | 5,630 |
| 9456346 | 0811158 146 W -8-25-26-4 7,381 Sq. Feet 432 MUIRFIELD BLVD | | | | | |
| | NR LAND | E | 155 | WHEATLAND COUNTY EXEMPT 100% Alberta School Foundation Fund | Exempt Total: | 5,670 |
| 9456347 | 0811158 147 W -8-25-26-4 7,559 Sq. Feet 428 MUIRFIELD BLVD | | | | | |
| | NR LAND | E | 155 | WHEATLAND COUNTY EXEMPT 100% Alberta School Foundation Fund | Exempt Total: | 5,720 |
| 9456348 | 0811158 148 W -8-25-26-4 7,829 Sq. Feet 424 MUIRFIELD BLVD | | | | | |
| | NR LAND | E | 155 | WHEATLAND COUNTY EXEMPT 100% Alberta School Foundation Fund | Exempt Total: | 5,780 |
| 9456349 | 0811158 149 W -8-25-26-4 8,190 Sq. Feet 420 MUIRFIELD BLVD | | | | | |
| | NR LAND | E | 155 | WHEATLAND COUNTY EXEMPT 100% Alberta School Foundation Fund | Exempt Total: | 5,870 |
| 9456350 | 0811158 150 W -8-25-26-4 8,551 Sq. Feet 416 MUIRFIELD BLVD | | | | | |
| | NR LAND | E | 155 | WHEATLAND COUNTY EXEMPT 100% Alberta School Foundation Fund | Exempt Total: | 5,960 |
| 9456351 | 0811158 151 W -8-25-26-4 8,776 Sq. Feet 412 MUIRFIELD BLVD | | | | | |
| | NR LAND | E | 155 | WHEATLAND COUNTY EXEMPT 100% Alberta School Foundation Fund | Exempt Total: | 6,020 |
| 9456352 | 0811158 152 W -8-25-26-4 8,855 Sq. Feet 408 MUIRFIELD BLVD | | | | | |



2020 Assessment Roll (Valuation Date 1-July, 2020) 2021 Taxation Year, Wheatland County

Assessment Year: 2020
Tax Year: 2021

| Roll | Legal Address | | | | | Total |
|---------|--|-------|-------------------------|---------------|--|-------|
| | NR LAND | E 155 | WHEATLAND COUNTY EXEMPT | Exempt Total: | | 6,040 |
| | 100% Alberta School Foundation Fund | | | | | |
| 9456353 | 0811158 153 W -8-25-26-4 8,787 Sq. Feet 404 MUIRFIELD BLVD | | | | | |
| | NR LAND | E 155 | WHEATLAND COUNTY EXEMPT | Exempt Total: | | 6,020 |
| | 100% Alberta School Foundation Fund | | | | | |
| 9456354 | 0811158 154 W -8-25-26-4 8,573 Sq. Feet 400 MUIRFIELD BLVD | | | | | |
| | NR LAND | E 155 | WHEATLAND COUNTY EXEMPT | Exempt Total: | | 5,970 |
| | 100% Alberta School Foundation Fund | | | | | |
| 9456355 | 0811158 155 W -8-25-26-4 8,215 Sq. Feet 396 MUIRFIELD BLVD | | | | | |
| | NR LAND | E 155 | WHEATLAND COUNTY EXEMPT | Exempt Total: | | 5,880 |
| | 100% Alberta School Foundation Fund | | | | | |
| 9456356 | 0811158 156 W -8-25-26-4 9,167 Sq. Feet 392 MUIRFIELD BLVD | | | | | |
| | NR LAND | E 155 | WHEATLAND COUNTY EXEMPT | Exempt Total: | | 6,120 |
| | 100% Alberta School Foundation Fund | | | | | |
| 9456357 | 0811158 157 W -8-25-26-4 9,123 Sq. Feet 388 MUIRFIELD BLVD | | | | | |
| | NR LAND | E 155 | WHEATLAND COUNTY EXEMPT | Exempt Total: | | 6,110 |
| | 100% Alberta School Foundation Fund | | | | | |
| 9456358 | 0811158 158 W -8-25-26-4 10,194 Sq. Feet 384 MUIRFIELD BLVD | | | | | |
| | NR LAND | E 155 | WHEATLAND COUNTY EXEMPT | Exempt Total: | | 6,380 |
| | 100% Alberta School Foundation Fund | | | | | |
| 9456359 | 0811158 159 W -8-25-26-4 12,635 Sq. Feet 380 MUIRFIELD BLVD | | | | | |
| | NR LAND | E 155 | WHEATLAND COUNTY EXEMPT | Exempt Total: | | 6,900 |
| | 100% Alberta School Foundation Fund | | | | | |
| 9456360 | 0811158 160 W -8-25-26-4 13,564 Sq. Feet 324 MUIRFIELD BLVD | | | | | |
| | NR LAND | E 155 | WHEATLAND COUNTY EXEMPT | Exempt Total: | | 7,090 |
| | 100% Alberta School Foundation Fund | | | | | |



2020 Assessment Roll (Valuation Date 1-July, 2020) 2021 Taxation Year, Wheatland County

Assessment Year: 2020
Tax Year: 2021

| Roll | Legal Address | Total |
|---------|--|-------|
| 9456361 | 0811158 161 W -8-25-26-4 10,887 Sq. Feet 320 MUIRFIELD BLVD | |
| | NR LAND E 155 WHEATLAND COUNTY EXEMPT 100% Alberta School Foundation Fund Exempt Total: | 6,550 |
| 9456362 | 0811158 162 W -8-25-26-4 9,103 Sq. Feet 316 MUIRFIELD BLVD | |
| | NR LAND E 155 WHEATLAND COUNTY EXEMPT 100% Alberta School Foundation Fund Exempt Total: | 6,100 |
| 9456363 | 0811158 163 W -8-25-26-4 7,582 Sq. Feet 312 MUIRFIELD BLVD | |
| | NR LAND E 155 WHEATLAND COUNTY EXEMPT 100% Alberta School Foundation Fund Exempt Total: | 5,720 |
| 9456364 | 0811158 164 W -8-25-26-4 7,685 Sq. Feet 308 MUIRFIELD BLVD | |
| | NR LAND E 155 WHEATLAND COUNTY EXEMPT 100% Alberta School Foundation Fund Exempt Total: | 5,750 |
| 9456365 | 0811158 165 W -8-25-26-4 7,758 Sq. Feet 304 MUIRFIELD BLVD | |
| | NR LAND E 155 WHEATLAND COUNTY EXEMPT 100% Alberta School Foundation Fund Exempt Total: | 5,770 |
| 9456366 | 0811158 166 W -8-25-26-4 7,733 Sq. Feet 300 MUIRFIELD BLVD | |
| | NR LAND E 155 WHEATLAND COUNTY EXEMPT 100% Alberta School Foundation Fund Exempt Total: | 5,760 |
| 9456367 | 0811158 167 W -8-25-26-4 7,612 Sq. Feet 296 MUIRFIELD BLVD | |
| | NR LAND E 155 WHEATLAND COUNTY EXEMPT 100% Alberta School Foundation Fund Exempt Total: | 5,730 |
| 9456368 | 0811158 168 W -8-25-26-4 7,466 Sq. Feet 292 MUIRFIELD BLVD | |
| | NR LAND E 155 WHEATLAND COUNTY EXEMPT 100% Alberta School Foundation Fund Exempt Total: | 5,690 |
| 9456369 | 0811158 169 W -8-25-26-4 7,380 Sq. Feet 288 MUIRFIELD BLVD | |
| | NR LAND E 155 WHEATLAND COUNTY EXEMPT 100% Alberta School Foundation Fund Exempt Total: | 5,670 |



2020 Assessment Roll (Valuation Date 1-July, 2020) 2021 Taxation Year, Wheatland County

Assessment Year: 2020
Tax Year: 2021

| Roll | Legal Address | | | | | Total |
|---------|---|-------------------------------------|-------------------------|---------------|--|-------|
| | | 100% Alberta School Foundation Fund | | | | |
| 9456370 | 0811158 170 W -8-25-26-4 7,355 Sq. Feet 284 MUIRFIELD BLVD | | | | | |
| | NR LAND | E 155 | WHEATLAND COUNTY EXEMPT | Exempt Total: | | 5,660 |
| | | 100% Alberta School Foundation Fund | | | | |
| 9456371 | 0811158 171 W -8-25-26-4 7,350 Sq. Feet 280 MUIRFIELD BLVD | | | | | |
| | NR LAND | E 155 | WHEATLAND COUNTY EXEMPT | Exempt Total: | | 5,660 |
| | | 100% Alberta School Foundation Fund | | | | |
| 9456372 | 0811158 172 W -8-25-26-4 7,349 Sq. Feet 276 MUIRFIELD BLVD | | | | | |
| | NR LAND | E 155 | WHEATLAND COUNTY EXEMPT | Exempt Total: | | 5,660 |
| | | 100% Alberta School Foundation Fund | | | | |
| 9456373 | 0811158 173 W -8-25-26-4 7,349 Sq. Feet 272 MUIRFIELD BLVD | | | | | |
| | NR LAND | E 155 | WHEATLAND COUNTY EXEMPT | Exempt Total: | | 5,660 |
| | | 100% Alberta School Foundation Fund | | | | |
| 9456374 | 0811158 174 W -8-25-26-4 7,348 Sq. Feet 268 MUIRFIELD BLVD | | | | | |
| | NR LAND | E 155 | WHEATLAND COUNTY EXEMPT | Exempt Total: | | 5,660 |
| | | 100% Alberta School Foundation Fund | | | | |
| 9456375 | 0811158 175 W -8-25-26-4 7,348 Sq. Feet 256 MUIRFIELD BLVD | | | | | |
| | NR LAND | E 155 | WHEATLAND COUNTY EXEMPT | Exempt Total: | | 5,660 |
| | | 100% Alberta School Foundation Fund | | | | |
| 9456376 | 0811158 176 W -8-25-26-4 7,347 Sq. Feet 252 MUIRFIELD BLVD | | | | | |
| | NR LAND | E 155 | WHEATLAND COUNTY EXEMPT | Exempt Total: | | 5,660 |
| | | 100% Alberta School Foundation Fund | | | | |
| 9456377 | 0811158 177 W -8-25-26-4 8,307 Sq. Feet 248 MUIRFIELD BLVD | | | | | |
| | NR LAND | E 155 | WHEATLAND COUNTY EXEMPT | Exempt Total: | | 5,900 |
| | | 100% Alberta School Foundation Fund | | | | |
| 9456378 | 0811158 178 W -8-25-26-4 9,912 Sq. Feet 232 MUIRFIELD BLVD | | | | | |



2020 Assessment Roll (Valuation Date 1-July, 2020) 2021 Taxation Year, Wheatland County

Assessment Year: 2020
Tax Year: 2021

| Roll | Legal Address | | | | | Total |
|---------|--|-------|-------------------------|---------------|--|-------|
| | NR LAND | E 155 | WHEATLAND COUNTY EXEMPT | Exempt Total: | | 6,300 |
| | 100% Alberta School Foundation Fund | | | | | |
| 9456379 | 0811158 179 W -8-25-26-4 6,583 Sq. Feet 228 MUIRFIELD BLVD | | | | | |
| | NR LAND | E 155 | WHEATLAND COUNTY EXEMPT | Exempt Total: | | 5,470 |
| | 100% Alberta School Foundation Fund | | | | | |
| 9456380 | 0811158 180 W -8-25-26-4 11,302 Sq. Feet 523 MUIRFIELD BLVD | | | | | |
| | NR LAND | E 155 | WHEATLAND COUNTY EXEMPT | Exempt Total: | | 6,630 |
| | 100% Alberta School Foundation Fund | | | | | |
| 9456381 | 0811158 181 W -8-25-26-4 6,996 Sq. Feet 519 MUIRFIELD BLVD | | | | | |
| | NR LAND | E 155 | WHEATLAND COUNTY EXEMPT | Exempt Total: | | 5,570 |
| | 100% Alberta School Foundation Fund | | | | | |
| 9456382 | 0811158 182 W -8-25-26-4 6,996 Sq. Feet 515 MUIRFIELD BLVD | | | | | |
| | NR LAND | E 155 | WHEATLAND COUNTY EXEMPT | Exempt Total: | | 5,570 |
| | 100% Alberta School Foundation Fund | | | | | |
| 9456383 | 0811158 183 W -8-25-26-4 6,996 Sq. Feet 511 MUIRFIELD BLVD | | | | | |
| | NR LAND | E 155 | WHEATLAND COUNTY EXEMPT | Exempt Total: | | 5,570 |
| | 100% Alberta School Foundation Fund | | | | | |
| 9456384 | 0811158 184 W -8-25-26-4 6,996 Sq. Feet 507 MUIRFIELD BLVD | | | | | |
| | NR LAND | E 155 | WHEATLAND COUNTY EXEMPT | Exempt Total: | | 5,570 |
| | 100% Alberta School Foundation Fund | | | | | |
| 9456385 | 0811158 185 W -8-25-26-4 6,996 Sq. Feet 503 MUIRFIELD BLVD | | | | | |
| | NR LAND | E 155 | WHEATLAND COUNTY EXEMPT | Exempt Total: | | 5,570 |
| | 100% Alberta School Foundation Fund | | | | | |
| 9456386 | 0811158 186 W -8-25-26-4 6,996 Sq. Feet 499 MUIRFIELD BLVD | | | | | |
| | NR LAND | E 155 | WHEATLAND COUNTY EXEMPT | Exempt Total: | | 5,570 |
| | 100% Alberta School Foundation Fund | | | | | |



2020 Assessment Roll (Valuation Date 1-July, 2020) 2021 Taxation Year, Wheatland County

Assessment Year: 2020
Tax Year: 2021

| Roll | Legal Address | Total |
|---------|---|-------|
| 9456387 | 0811158 187 W -8-25-26-4 6,996 Sq. Feet 495 MUIRFIELD BLVD NR LAND E 155 WHEATLAND COUNTY EXEMPT 100% Alberta School Foundation Fund Exempt Total: | 5,570 |
| 9456388 | 0811158 188 W -8-25-26-4 6,996 Sq. Feet 491 MUIRFIELD BLVD NR LAND E 155 WHEATLAND COUNTY EXEMPT 100% Alberta School Foundation Fund Exempt Total: | 5,570 |
| 9456389 | 0811158 189 W -8-25-26-4 6,996 Sq. Feet 487 MUIRFIELD BLVD NR LAND E 155 WHEATLAND COUNTY EXEMPT 100% Alberta School Foundation Fund Exempt Total: | 5,570 |
| 9456390 | 0811158 190 W -8-25-26-4 6,685 Sq. Feet 483 MUIRFIELD BLVD NR LAND E 155 WHEATLAND COUNTY EXEMPT 100% Alberta School Foundation Fund Exempt Total: | 5,500 |
| 9456391 | 0811158 191 W -8-25-26-4 6,562 Sq. Feet 479 MUIRFIELD BLVD NR LAND E 155 WHEATLAND COUNTY EXEMPT 100% Alberta School Foundation Fund Exempt Total: | 5,470 |
| 9456392 | 0811158 192 W -8-25-26-4 6,562 Sq. Feet 475 MUIRFIELD BLVD NR LAND E 155 WHEATLAND COUNTY EXEMPT 100% Alberta School Foundation Fund Exempt Total: | 5,470 |
| 9456393 | 0811158 193 W -8-25-26-4 6,562 Sq. Feet 471 MUIRFIELD BLVD NR LAND E 155 WHEATLAND COUNTY EXEMPT 100% Alberta School Foundation Fund Exempt Total: | 5,470 |
| 9456394 | 0811158 194 W -8-25-26-4 6,562 Sq. Feet 467 MUIRFIELD BLVD NR LAND E 155 WHEATLAND COUNTY EXEMPT 100% Alberta School Foundation Fund Exempt Total: | 5,470 |
| 9456395 | 0811158 195 W -8-25-26-4 9,961 Sq. Feet 463 MUIRFIELD BLVD NR LAND E 155 WHEATLAND COUNTY EXEMPT Exempt Total: | 6,320 |



2020 Assessment Roll (Valuation Date 1-July, 2020) 2021 Taxation Year, Wheatland County

Assessment Year: 2020
Tax Year: 2021

| Roll | Legal Address | | | | | Total |
|---------|---|-------------------------------------|-------------------------|---------------|--|-------|
| | | 100% Alberta School Foundation Fund | | | | |
| 9456396 | 0811158 196 W -8-25-26-4 7,872 Sq. Feet 23 ST. ANDREWS WAY | | | | | |
| | NR LAND | E 155 | WHEATLAND COUNTY EXEMPT | Exempt Total: | | 5,790 |
| | | 100% Alberta School Foundation Fund | | | | |
| 9456397 | 0811158 197 W -8-25-26-4 6,567 Sq. Feet 19 ST. ANDREWS WAY | | | | | |
| | NR LAND | E 155 | WHEATLAND COUNTY EXEMPT | Exempt Total: | | 5,470 |
| | | 100% Alberta School Foundation Fund | | | | |
| 9456398 | 0811158 198 W -8-25-26-4 6,567 Sq. Feet 15 ST. ANDREWS WAY | | | | | |
| | NR LAND | E 155 | WHEATLAND COUNTY EXEMPT | Exempt Total: | | 5,470 |
| | | 100% Alberta School Foundation Fund | | | | |
| 9456399 | 0811158 199 W -8-25-26-4 6,567 Sq. Feet 11 ST. ANDREWS WAY | | | | | |
| | NR LAND | E 155 | WHEATLAND COUNTY EXEMPT | Exempt Total: | | 5,470 |
| | | 100% Alberta School Foundation Fund | | | | |
| 9456400 | 0811158 200 W -8-25-26-4 6,567 Sq. Feet 7 ST. ANDREWS WAY | | | | | |
| | NR LAND | E 155 | WHEATLAND COUNTY EXEMPT | Exempt Total: | | 5,470 |
| | | 100% Alberta School Foundation Fund | | | | |
| 9456401 | 0811158 201 W -8-25-26-4 7,749 Sq. Feet 3 ST. ANDREWS WAY | | | | | |
| | NR LAND | E 155 | WHEATLAND COUNTY EXEMPT | Exempt Total: | | 5,760 |
| | | 100% Alberta School Foundation Fund | | | | |
| 9456402 | 0811158 202 W -8-25-26-4 7,402 Sq. Feet 4 ST. ANDREWS WAY | | | | | |
| | NR LAND | E 155 | WHEATLAND COUNTY EXEMPT | Exempt Total: | | 5,680 |
| | | 100% Alberta School Foundation Fund | | | | |
| 9456403 | 0811158 203 W -8-25-26-4 6,564 Sq. Feet 12 ST. ANDREWS WAY | | | | | |
| | NR LAND | E 155 | WHEATLAND COUNTY EXEMPT | Exempt Total: | | 5,470 |
| | | 100% Alberta School Foundation Fund | | | | |
| 9456404 | 0811158 204 W -8-25-26-4 6,564 Sq. Feet 16 ST. ANDREWS WAY | | | | | |



2020 Assessment Roll (Valuation Date 1-July, 2020) 2021 Taxation Year, Wheatland County

Assessment Year: 2020
Tax Year: 2021

| Roll | Legal Address | | | | | | Total |
|---------|-------------------------------------|-----------------------------|-------------------------------------|-----|-------------------------|---------------|-------|
| 9456405 | NR | LAND | E | 155 | WHEATLAND COUNTY EXEMPT | Exempt Total: | 5,470 |
| | 100% Alberta School Foundation Fund | | | | | | |
| | 0811158 205 | W -8-25-26-4 6,564 Sq. Feet | | | | | |
| | 20 ST. ANDREWS WAY | | | | | | |
| 9456406 | NR | LAND | E | 155 | WHEATLAND COUNTY EXEMPT | Exempt Total: | 5,470 |
| | 100% Alberta School Foundation Fund | | | | | | |
| | 0811158 206 | W -8-25-26-4 6,564 Sq. Feet | | | | | |
| | 24 ST. ANDREWS WAY | | | | | | |
| 9456407 | NR | LAND | E | 155 | WHEATLAND COUNTY EXEMPT | Exempt Total: | 5,470 |
| | 100% Alberta School Foundation Fund | | | | | | |
| | 0811158 207 | W -8-25-26-4 6,564 Sq. Feet | | | | | |
| | 28 ST. ANDREWS WAY | | | | | | |
| 9456408 | NR | LAND | E | 155 | WHEATLAND COUNTY EXEMPT | Exempt Total: | 5,470 |
| | 100% Alberta School Foundation Fund | | | | | | |
| | 0811158 208 | W -8-25-26-4 6,564 Sq. Feet | | | | | |
| | 32 ST. ANDREWS WAY | | | | | | |
| 9456409 | NR | LAND | E | 155 | WHEATLAND COUNTY EXEMPT | Exempt Total: | 5,470 |
| | 100% Alberta School Foundation Fund | | | | | | |
| | 0811158 209 | W -8-25-26-4 6,578 Sq. Feet | | | | | |
| | 36 ST. ANDREWS WAY | | | | | | |
| 9456410 | NR | LAND | E | 155 | WHEATLAND COUNTY EXEMPT | Exempt Total: | 5,470 |
| | 100% Alberta School Foundation Fund | | | | | | |
| | 0811158 210 | W -8-25-26-4 6,593 Sq. Feet | | | | | |
| | 40 ST. ANDREWS WAY | | | | | | |
| 9456411 | NR | LAND | E | 155 | WHEATLAND COUNTY EXEMPT | Exempt Total: | 5,480 |
| | 100% Alberta School Foundation Fund | | | | | | |
| | 0811158 211 | W -8-25-26-4 6,613 Sq. Feet | | | | | |
| | 44 ST. ANDREWS WAY | | | | | | |
| 9456412 | NR | LAND | E | 155 | WHEATLAND COUNTY EXEMPT | Exempt Total: | 5,480 |
| | 100% Alberta School Foundation Fund | | | | | | |
| | 0811158 212 | W -8-25-26-4 6,628 Sq. Feet | | | | | |
| | 48 ST. ANDREWS WAY | | | | | | |
| | NR | LAND | E | 155 | WHEATLAND COUNTY EXEMPT | Exempt Total: | 5,480 |
| | | | 100% Alberta School Foundation Fund | | | | |



2020 Assessment Roll (Valuation Date 1-July, 2020) 2021 Taxation Year, Wheatland County

Assessment Year: 2020
Tax Year: 2021

| Roll | Legal Address | Total |
|---------|--|-------|
| 9456413 | 0811158 213 W -8-25-26-4 8,618 Sq. Feet 52 ST. ANDREWS WAY | |
| | NR LAND E 155 WHEATLAND COUNTY EXEMPT 100% Alberta School Foundation Fund Exempt Total: | 5,980 |
| 9456414 | 0811158 214 W -8-25-26-4 9,963 Sq. Feet 435 MUIRFIELD BLVD | |
| | NR LAND E 155 WHEATLAND COUNTY EXEMPT 100% Alberta School Foundation Fund Exempt Total: | 6,320 |
| 9456415 | 0811158 215 W -8-25-26-4 7,666 Sq. Feet 431 MUIRFIELD BLVD | |
| | NR LAND E 155 WHEATLAND COUNTY EXEMPT 100% Alberta School Foundation Fund Exempt Total: | 5,740 |
| 9456416 | 0811158 216 W -8-25-26-4 7,666 Sq. Feet 427 MUIRFIELD BLVD | |
| | NR LAND E 155 WHEATLAND COUNTY EXEMPT 100% Alberta School Foundation Fund Exempt Total: | 5,740 |
| 9456417 | 0811158 217 W -8-25-26-4 7,666 Sq. Feet 423 MUIRFIELD BLVD | |
| | NR LAND E 155 WHEATLAND COUNTY EXEMPT 100% Alberta School Foundation Fund Exempt Total: | 5,740 |
| 9456418 | 0811158 218 W -8-25-26-4 7,666 Sq. Feet 419 MUIRFIELD BLVD | |
| | NR LAND E 155 WHEATLAND COUNTY EXEMPT 100% Alberta School Foundation Fund Exempt Total: | 5,740 |
| 9456419 | 0811158 219 W -8-25-26-4 7,666 Sq. Feet 415 MUIRFIELD BLVD | |
| | NR LAND E 155 WHEATLAND COUNTY EXEMPT 100% Alberta School Foundation Fund Exempt Total: | 5,740 |
| 9456420 | 0811158 220 W -8-25-26-4 7,666 Sq. Feet 411 MUIRFIELD BLVD | |
| | NR LAND E 155 WHEATLAND COUNTY EXEMPT 100% Alberta School Foundation Fund Exempt Total: | 5,740 |
| 9456421 | 0811158 221 W -8-25-26-4 8,275 Sq. Feet 407 MUIRFIELD BLVD | |
| | NR LAND E 155 WHEATLAND COUNTY EXEMPT 100% Alberta School Foundation Fund Exempt Total: | 5,890 |



2020 Assessment Roll (Valuation Date 1-July, 2020) 2021 Taxation Year, Wheatland County

Assessment Year: 2020
Tax Year: 2021

| Roll | Legal Address | | | | | | Total |
|---------|---|------|--|---|-----|--|-------------------------------------|
| 9456422 | 0811158 222 W -8-25-26-4 8,358 Sq. Feet 403 MUIRFIELD BLVD | | | | | | 100% Alberta School Foundation Fund |
| | NR | LAND | | E | 155 | WHEATLAND COUNTY EXEMPT 100% Alberta School Foundation Fund | Exempt Total: 5,920 |
| 9456423 | 0811158 223 W -8-25-26-4 8,644 Sq. Feet 385 MUIRFIELD BLVD | | | | | | |
| | NR | LAND | | E | 155 | WHEATLAND COUNTY EXEMPT 100% Alberta School Foundation Fund | Exempt Total: 5,990 |
| 9456424 | 0811158 224 W -8-25-26-4 7,005 Sq. Feet 309 MUIRFIELD BLVD | | | | | | |
| | NR | LAND | | E | 155 | WHEATLAND COUNTY EXEMPT 100% Alberta School Foundation Fund | Exempt Total: 5,580 |
| 9456425 | 0811158 225 W -8-25-26-4 8,250 Sq. Feet 305 MUIRFIELD BLVD | | | | | | |
| | NR | LAND | | E | 155 | WHEATLAND COUNTY EXEMPT 100% Alberta School Foundation Fund | Exempt Total: 5,890 |
| 9456426 | 0811158 226 W -8-25-26-4 7,716 Sq. Feet 301 MUIRFIELD BLVD | | | | | | |
| | NR | LAND | | E | 155 | WHEATLAND COUNTY EXEMPT 100% Alberta School Foundation Fund | Exempt Total: 5,750 |
| 9456427 | 0811158 227 W -8-25-26-4 7,716 Sq. Feet 297 MUIRFIELD BLVD | | | | | | |
| | NR | LAND | | E | 155 | WHEATLAND COUNTY EXEMPT 100% Alberta School Foundation Fund | Exempt Total: 5,750 |
| 9456428 | 0811158 228 W -8-25-26-4 7,716 Sq. Feet 293 MUIRFIELD BLVD | | | | | | |
| | NR | LAND | | E | 155 | WHEATLAND COUNTY EXEMPT 100% Alberta School Foundation Fund | Exempt Total: 5,750 |
| 9456429 | 0811158 229 W -8-25-26-4 7,611 Sq. Feet 289 MUIRFIELD BLVD | | | | | | |
| | NR | LAND | | E | 155 | WHEATLAND COUNTY EXEMPT 100% Alberta School Foundation Fund | Exempt Total: 5,730 |
| 9456430 | 0811158 230 W -8-25-26-4 7,508 Sq. Feet 285 MUIRFIELD BLVD | | | | | | |



2020 Assessment Roll (Valuation Date 1-July, 2020) 2021 Taxation Year, Wheatland County

Assessment Year: 2020
Tax Year: 2021

| Roll | Legal Address | | | | | Total |
|---------|---------------|---------------------|------------------|-------------------------|---|---------------------|
| 9456431 | NR | LAND | E | 155 | WHEATLAND COUNTY EXEMPT 100% Alberta School Foundation Fund | Exempt Total: 5,700 |
| | 0811158 231 | W -8-25-26-4 | 7,508 Sq. Feet | 281 MUIRFIELD BLVD | | |
| 9456432 | NR | LAND | E | 155 | WHEATLAND COUNTY EXEMPT 100% Alberta School Foundation Fund | Exempt Total: 5,700 |
| | 0811158 232 | W -8-25-26-4 | 7,508 Sq. Feet | 277 MUIRFIELD BLVD | | |
| 9456433 | NR | LAND | E | 155 | WHEATLAND COUNTY EXEMPT 100% Alberta School Foundation Fund | Exempt Total: 5,700 |
| | 0811158 233 | W -8-25-26-4 | 7,508 Sq. Feet | 273 MUIRFIELD BLVD | | |
| 9456434 | NR | LAND | E | 155 | WHEATLAND COUNTY EXEMPT 100% Alberta School Foundation Fund | Exempt Total: 5,700 |
| | 0811158 234 | W -8-25-26-4 | 216,528 Sq. Feet | ROAD MUIRFIELD CRESCENT | Roadway Roadway | |
| 9456435 | NR | LAND | E | 155 | WHEATLAND COUNTY EXEMPT 100% Alberta School Foundation Fund | Exempt Total: 1,560 |
| | 0811158 235 | W -8-25-26-4 | 295,270 Sq. Feet | MUIRFIELD BOULEVARD | Roadway Roadway | |
| 9456450 | NR | LAND | E | 155 | WHEATLAND COUNTY EXEMPT 100% Alberta School Foundation Fund | Exempt Total: 2,130 |
| | 1012034 236 | NW-8-25-26-4 | 4,345 Sq. Feet | 3 ST. ANDREWS CLOSE | | |
| 9456451 | R | LAND & IMPROVEMENTS | T | 103 | RESIDENTIAL LAND & IMPROVEMENTS Taxable Total: 100% Christ The Redeemer Reg. 3 | 267,300 |
| | 1012034 237 | NW-8-25-26-4 | 3,414 Sq. Feet | 5 ST. ANDREWS CLOSE | | |
| 9456452 | R | LAND & IMPROVEMENTS | T | 103 | RESIDENTIAL LAND & IMPROVEMENTS Taxable Total: 100% Alberta School Foundation Fund | 271,500 |
| | 1012034 238 | NW-8-25-26-4 | 3,635 Sq. Feet | 7 ST. ANDREWS CLOSE | | |
| | R | LAND & IMPROVEMENTS | T | 103 | RESIDENTIAL LAND & IMPROVEMENTS Taxable Total: 100% Alberta School Foundation Fund | 300,100 |



2020 Assessment Roll (Valuation Date 1-July, 2020) 2021 Taxation Year, Wheatland County

Assessment Year: 2020
Tax Year: 2021

| Roll | Legal Address | Total |
|---------|--|---------|
| 9456453 | 1012034 239 NW-8-25-26-4 3,782 Sq. Feet 9 ST. ANDREWS CLOSE | |
| | R LAND & IMPROVEMENTS T 103 RESIDENTIAL LAND & IMPROVEMENTS Taxable Total: 100% Alberta School Foundation Fund | 265,500 |
| 9456454 | 1012034 240 NW-8-25-26-4 4,146 Sq. Feet 11 ST. ANDREWS CLOSE | |
| | R LAND & IMPROVEMENTS T 103 RESIDENTIAL LAND & IMPROVEMENTS Taxable Total: 100% Alberta School Foundation Fund | 284,600 |
| 9456455 | 1012034 241 NW-8-25-26-4 4,221 Sq. Feet 13 ST. ANDREWS CLOSE | |
| | R LAND & IMPROVEMENTS T 103 RESIDENTIAL LAND & IMPROVEMENTS Taxable Total: 100% Alberta School Foundation Fund | 280,300 |
| 9456456 | 1012034 242 NW-8-25-26-4 4,301 Sq. Feet 15 ST. ANDREWS CLOSE | |
| | R LAND & IMPROVEMENTS T 103 RESIDENTIAL LAND & IMPROVEMENTS Taxable Total: 100% Alberta School Foundation Fund | 269,000 |
| 9456457 | 1012034 243 NW-8-25-26-4 4,311 Sq. Feet 17 ST. ANDREWS CLOSE | |
| | R LAND & IMPROVEMENTS T 103 RESIDENTIAL LAND & IMPROVEMENTS Taxable Total: 100% Alberta School Foundation Fund | 269,100 |
| 9456458 | 1012034 244 NW-8-25-26-4 4,296 Sq. Feet 19 ST. ANDREWS CLOSE | |
| | R LAND T 104 RESIDENTIAL VACANT LAND 42,130 NR E 155 WHEATLAND COUNTY EXEMPT 4,170 100% Alberta School Foundation Fund | |
| | Totals: | 46,300 |
| 9456459 | 1012034 245 NW-8-25-26-4 4,247 Sq. Feet 21 ST. ANDREWS CLOSE | |
| | R LAND T 104 RESIDENTIAL VACANT LAND Taxable Total: 100% Alberta School Foundation Fund | 45,900 |
| 9456460 | 1012034 246 NW-8-25-26-4 4,026 Sq. Feet 23 ST. ANDREWS CLOSE | |
| | R LAND T 104 RESIDENTIAL VACANT LAND Taxable Total: 100% Alberta School Foundation Fund | 44,300 |
| 9456461 | 1012034 247 NW-8-25-26-4 4,002 Sq. Feet 25 ST. ANDREWS CLOSE | |



2020 Assessment Roll (Valuation Date 1-July, 2020) 2021 Taxation Year, Wheatland County

Assessment Year: 2020
Tax Year: 2021

| Roll | Legal Address | | | | | Total |
|---------|---------------|----------------------|----------------|-------|--|-----------------------|
| | R | LAND | | T 104 | RESIDENTIAL VACANT LAND 100% Alberta School Foundation Fund | Taxable Total: 44,100 |
| 9456462 | 1012034 248 | NW-8-25-26-4 | 3,855 Sq. Feet | | | |
| | | 27 ST. ANDREWS CLOSE | | | | |
| | NR | LAND | | E 155 | WHEATLAND COUNTY EXEMPT 100% Alberta School Foundation Fund | Exempt Total: 42,980 |
| 9456463 | 1012034 249 | NW-8-25-26-4 | 3,855 Sq. Feet | | | |
| | | 29 ST. ANDREWS CLOSE | | | | |
| | NR | LAND | | E 155 | WHEATLAND COUNTY EXEMPT 100% Alberta School Foundation Fund | Exempt Total: 42,980 |
| 9456464 | 1012034 250 | NW-8-25-26-4 | 3,855 Sq. Feet | | | |
| | | 31 ST. ANDREWS CLOSE | | | | |
| | NR | LAND | | E 155 | WHEATLAND COUNTY EXEMPT 100% Alberta School Foundation Fund | Exempt Total: 42,980 |
| 9456465 | 1012034 251 | NW-8-25-26-4 | 3,855 Sq. Feet | | | |
| | | 33 ST. ANDREWS CLOSE | | | | |
| | NR | LAND | | E 155 | WHEATLAND COUNTY EXEMPT 100% Alberta School Foundation Fund | Exempt Total: 42,980 |
| 9456466 | 1012034 252 | NW-8-25-26-4 | 3,855 Sq. Feet | | | |
| | | 35 ST. ANDREWS CLOSE | | | | |
| | NR | LAND | | E 155 | WHEATLAND COUNTY EXEMPT 100% Alberta School Foundation Fund | Exempt Total: 42,980 |
| 9456467 | 1012034 253 | NW-8-25-26-4 | 3,855 Sq. Feet | | | |
| | | 37 ST. ANDREWS CLOSE | | | | |
| | NR | LAND | | E 155 | WHEATLAND COUNTY EXEMPT 100% Alberta School Foundation Fund | Exempt Total: 42,980 |
| 9456468 | 1012034 254 | NW-8-25-26-4 | 3,853 Sq. Feet | | | |
| | | 39 ST. ANDREWS CLOSE | | | | |
| | NR | LAND | | E 155 | WHEATLAND COUNTY EXEMPT 100% Alberta School Foundation Fund | Exempt Total: 42,960 |
| 9456469 | 1012034 255 | NW-8-25-26-4 | 3,768 Sq. Feet | | | |
| | | 41 ST. ANDREWS CLOSE | | | | |
| | NR | LAND | | E 155 | WHEATLAND COUNTY EXEMPT 100% Alberta School Foundation Fund | Exempt Total: 42,330 |



2020 Assessment Roll (Valuation Date 1-July, 2020) 2021 Taxation Year, Wheatland County

Assessment Year: 2020
Tax Year: 2021

| Roll | Legal Address | Total |
|---------|---|--------|
| 9456470 | 1012034 256 NW-8-25-26-4 4,616 Sq. Feet 43 ST. ANDREWS CLOSE | |
| | R LAND T 104 RESIDENTIAL VACANT LAND | 26,240 |
| | NR E 155 WHEATLAND COUNTY EXEMPT | 22,360 |
| | 100% Alberta School Foundation Fund Totals: | 48,600 |
| 9456471 | 1012034 257 NW-8-25-26-4 5,698 Sq. Feet 47 ST. ANDREWS CLOSE | |
| | NR LAND E 155 WHEATLAND COUNTY EXEMPT | 56,710 |
| | 100% Alberta School Foundation Fund Exempt Total: | |
| 9456472 | 1012034 258 NW-8-25-26-4 6,783 Sq. Feet 49 ST. ANDREWS CLOSE | |
| | NR LAND E 155 WHEATLAND COUNTY EXEMPT | 66,380 |
| | 100% Alberta School Foundation Fund Exempt Total: | |
| 9456473 | 1012034 259 NW-8-25-26-4 6,126 Sq. Feet 51 ST. ANDREWS CLOSE | |
| | NR LAND E 155 WHEATLAND COUNTY EXEMPT | 59,900 |
| | 100% Alberta School Foundation Fund Exempt Total: | |
| 9456474 | 1012034 260 NW-8-25-26-4 3,955 Sq. Feet 44 ST. ANDREWS CLOSE | |
| | NR LAND E 155 WHEATLAND COUNTY EXEMPT | 43,720 |
| | 100% Alberta School Foundation Fund Exempt Total: | |
| 9456475 | 1012034 261 NW-8-25-26-4 4,032 Sq. Feet 42 ST. ANDREWS CLOSE | |
| | NR LAND E 155 WHEATLAND COUNTY EXEMPT | 44,300 |
| | 100% Alberta School Foundation Fund Exempt Total: | |
| 9456476 | 1012034 262 NW-8-25-26-4 4,165 Sq. Feet 40 ST. ANDREWS CLOSE | |
| | NR LAND E 155 WHEATLAND COUNTY EXEMPT | 45,290 |
| | 100% Alberta School Foundation Fund Exempt Total: | |
| 9456477 | 1012034 263 NW-8-25-26-4 4,186 Sq. Feet 38 ST. ANDREWS CLOSE | |
| | NR LAND E 155 WHEATLAND COUNTY EXEMPT | 45,440 |
| | 100% Alberta School Foundation Fund Exempt Total: | |
| 9456478 | 1012034 264 NW-8-25-26-4 4,186 Sq. Feet 36 ST. ANDREWS CLOSE | |



2020 Assessment Roll (Valuation Date 1-July, 2020) 2021 Taxation Year, Wheatland County

Assessment Year: 2020
Tax Year: 2021

| Roll | Legal Address | | | | | Total |
|---------|---------------|---------------------|----------------|----------------------|---|----------------------|
| | NR | LAND | E | 155 | WHEATLAND COUNTY EXEMPT 100% Alberta School Foundation Fund | Exempt Total: 45,440 |
| 9456479 | 1012034 265 | NW-8-25-26-4 | 4,186 Sq. Feet | 34 ST. ANDREWS CLOSE | | |
| | NR | LAND | E | 155 | WHEATLAND COUNTY EXEMPT 100% Alberta School Foundation Fund | Exempt Total: 45,440 |
| 9456480 | 1012034 266 | NW-8-25-26-4 | 4,186 Sq. Feet | 32 ST. ANDREWS CLOSE | | |
| | NR | LAND | E | 155 | WHEATLAND COUNTY EXEMPT 100% Alberta School Foundation Fund | Exempt Total: 45,440 |
| 9456481 | 1012034 267 | NW-8-25-26-4 | 4,186 Sq. Feet | 30 ST. ANDREWS CLOSE | | |
| | NR | LAND | E | 155 | WHEATLAND COUNTY EXEMPT 100% Alberta School Foundation Fund | Exempt Total: 45,440 |
| 9456482 | 1012034 268 | NW-8-25-26-4 | 4,243 Sq. Feet | 26 ST. ANDREWS CLOSE | | |
| | NR | LAND | E | 155 | WHEATLAND COUNTY EXEMPT 100% Alberta School Foundation Fund | Exempt Total: 45,870 |
| 9456483 | 1012034 269 | NW-8-25-26-4 | 4,302 Sq. Feet | 24 ST. ANDREWS CLOSE | | |
| | NR | LAND | E | 155 | WHEATLAND COUNTY EXEMPT 100% Alberta School Foundation Fund | Exempt Total: 46,310 |
| 9456484 | 1012034 270 | NW-8-25-26-4 | 4,299 Sq. Feet | 22 ST. ANDREWS CLOSE | | |
| | NR | LAND | E | 155 | WHEATLAND COUNTY EXEMPT 100% Alberta School Foundation Fund | Exempt Total: 46,290 |
| 9456485 | 1012034 271 | NW-8-25-26-4 | 4,271 Sq. Feet | 18 ST. ANDREWS CLOSE | | |
| | NR | LAND | E | 155 | WHEATLAND COUNTY EXEMPT 100% Alberta School Foundation Fund | Exempt Total: 46,080 |
| 9456486 | 1012034 272 | NW-8-25-26-4 | 4,303 Sq. Feet | 16 ST. ANDREWS CLOSE | | |
| | R | LAND & IMPROVEMENTS | T | 103 | RESIDENTIAL LAND & IMPROVEMENTS Taxable Total: 100% Alberta School Foundation Fund | 326,400 |



2020 Assessment Roll (Valuation Date 1-July, 2020) 2021 Taxation Year, Wheatland County

Assessment Year: 2020
Tax Year: 2021

| Roll | Legal Address | | | | Total |
|---------|---------------|---------------------|---|--|------------|
| 9456487 | 1012034 273 | NW-8-25-26-4 | 4,328 Sq. Feet | 14 ST. ANDREWS CLOSE | |
| | R | LAND & IMPROVEMENTS | T 103 | RESIDENTIAL LAND & IMPROVEMENTS Taxable Total: 100% Alberta School Foundation Fund | 331,400 |
| 9456488 | 1012034 274 | NW-8-25-26-4 | 4,367 Sq. Feet | 10 ST. ANDREWS CLOSE | |
| | R | LAND & IMPROVEMENTS | T 103 | RESIDENTIAL LAND & IMPROVEMENTS Taxable Total: 100% Alberta School Foundation Fund | 329,100 |
| 9456489 | 1012034 275 | NW-8-25-26-4 | 4,428 Sq. Feet | 8 ST. ANDREWS CLOSE | |
| | R | LAND & IMPROVEMENTS | T 103 | RESIDENTIAL LAND & IMPROVEMENTS Taxable Total: 100% Alberta School Foundation Fund | 340,100 |
| 9456490 | 1012034 276 | NW-8-25-26-4 | 5,162 Sq. Feet | 4 ST. ANDREWS CLOSE | |
| | NR | LAND | E 155 | WHEATLAND COUNTY EXEMPT 100% Alberta School Foundation Fund | 52,720 |
| 9456491 | 1012034 277 | NW-8-25-26-4 | 5,729 Sq. Feet | 2 ST. ANDREWS CLOSE | |
| | NR | LAND | E 155 | WHEATLAND COUNTY EXEMPT 100% Alberta School Foundation Fund | 56,940 |
| 9457000 | SW-8-25-26-4 | 1.50 Acres | CNSA#995790 SAP3037069 Canada Malting Company Elevator | | |
| | NR | LAND & IMPROVEMENTS | T 105 | NON-RESEIDENTIAL LAND & IMPROVEMENTS Taxable Total: 100% Alberta School Foundation Fund | 729,350 |
| 9457010 | 4145EU A | SW-8-25-26-4 | 0.31 Acres | | |
| | R | LAND | T 104 | RESIDENTIAL VACANT LAND 100% Alberta School Foundation Fund | 16,000 |
| 9457020 | SW-8-25-26-4 | 0.31 Acres | | | |
| | R | LAND | T 104 | RESIDENTIAL VACANT LAND 100% Alberta School Foundation Fund | 16,000 |
| 9459000 | RY11 | 0.00 Acres | Linear Railway Mainline 6727 C.P.R. Brooks Mainline Railway | | |
| | NRL | IMPROVEMENTS | T 172 | LINEAR RAILWAY Taxable Total: | 15,198,880 |



2020 Assessment Roll (Valuation Date 1-July, 2020) 2021 Taxation Year, Wheatland County

Assessment Year: 2020
Tax Year: 2021

| Roll | Legal Address | | | | Total |
|---------|--------------------------|--|----------------|--|-----------|
| | | 100% Alberta School Foundation Fund | | | |
| 9459100 | N-8-22-22-4 | Linear Railway - private 7003 | | | |
| | NRL IMPROVEMENTS | T 172 LINEAR RAILWAY | Taxable Total: | | 928,700 |
| | | 100% Alberta School Foundation Fund | | | |
| 9459200 | 9810380 3 S-9-22-26-4 | Linear Railway - private 5820 | | | |
| | NRL IMPROVEMENTS | T 172 LINEAR RAILWAY | Taxable Total: | | 1,254,380 |
| | | 100% Alberta School Foundation Fund | | | |
| 9459300 | 1012248 2 1 SW-9-22-26-4 | Linear Railway - private 21708 | | | |
| | NRL IMPROVEMENTS | T 172 LINEAR RAILWAY | Taxable Total: | | 358,760 |
| | | 100% Alberta School Foundation Fund | | | |
| 9459400 | SW-10-22-26-4 | Linear Railway - private 7062 | | | |
| | NRL IMPROVEMENTS | T 172 LINEAR RAILWAY | Taxable Total: | | 104,320 |
| | | 100% Alberta School Foundation Fund | | | |
| 9459500 | SW-11-22-26-4 | Linear Railway - private 6746 | | | |
| | NRL IMPROVEMENTS | T 172 LINEAR RAILWAY | Taxable Total: | | 1,208,580 |
| | | 100% Alberta School Foundation Fund | | | |
| 9459600 | NW-5-22-26-4 | Linear Railway - private 6800 | | | |
| | NRL IMPROVEMENTS | T 172 LINEAR RAILWAY | Taxable Total: | | 643,730 |
| | | 100% Alberta School Foundation Fund | | | |
| 9459700 | N-6-22-26-4 | Linear Railway - private 20202 | | | |
| | NRL IMPROVEMENTS | T 172 LINEAR RAILWAY | Taxable Total: | | 1,704,730 |
| | | 100% Alberta School Foundation Fund | | | |
| 9462000 | 0.00 Acres | Linear Railway up to Lyalta 20850 C.N.R. Linear Railway up to Lyalta | | | |
| | NRL IMPROVEMENTS | T 172 LINEAR RAILWAY | Taxable Total: | | 92,220 |
| | | 100% Alberta School Foundation Fund | | | |
| 9462100 | RW32 RLY 25 477.69 Acres | Abandon Railway East of Lyalta C.N.R. Abandoned Railway Land | | | |



2020 Assessment Roll (Valuation Date 1-July, 2020) 2021 Taxation Year, Wheatland County

Assessment Year: 2020
Tax Year: 2021

| Roll | Legal Address | | | | | Total |
|---------|------------------|-------|---------------------------------------|-------------------------------|--|------------|
| | NR LAND | T 105 | NON-RESEXIDENTIAL LAND & IMPROVEMENTS | Taxable Total: | | 2,074,190 |
| 9462200 | SW-8-25-26-4 | 100% | Alberta School Foundation Fund | Linear Railway - private 6726 | | |
| | NRL IMPROVEMENTS | T 172 | LINEAR RAILWAY | Taxable Total: | | 4,830 |
| 9539000 | 0.00 Acres | 100% | Alberta School Foundation Fund | LINEAR ASSESSMENT 20424 | | |
| | NRL IMPROVEMENTS | T 107 | LINEAR PIPELINES | Taxable Total: | | 15,351,140 |
| 9539200 | | 100% | Alberta School Foundation Fund | LINEAR ASSESSMENT 5427 | | |
| | NRL IMPROVEMENTS | T 109 | LINEAR CABLE DISTRIBUTION | Taxable Total: | | 4,370 |
| 9540000 | 0.00 Acres | 100% | Alberta School Foundation Fund | LINEAR ASSESSMENT 20547 | | |
| | NRL IMPROVEMENTS | T 110 | LINEAR TELECOMMUNICATIONS | Taxable Total: | | 1,351,630 |
| 9540010 | | 100% | Alberta School Foundation Fund | LINEAR ASSESSMENT 20457 | | |
| | NRL IMPROVEMENTS | T 110 | LINEAR TELECOMMUNICATIONS | Taxable Total: | | 136,940 |
| 9543000 | 0.00 Acres | 100% | Alberta School Foundation Fund | LINEAR ASSESSMENT 21763 | | |
| | NRL IMPROVEMENTS | T 107 | LINEAR PIPELINES | Taxable Total: | | 52,141,750 |
| 9554000 | | 100% | Alberta School Foundation Fund | LINEAR ASSESSMENT 6477 | | |
| | NRL IMPROVEMENTS | T 107 | LINEAR PIPELINES | | | 126,220 |
| | NRL | T 112 | LINEAR WELLS | | | 470,970 |
| 9558000 | 0.00 Acres | 100% | Alberta School Foundation Fund | Taxable Total: | | 597,190 |
| | | | | LINEAR ASSESSMENT 5949 | | |
| | NRL IMPROVEMENTS | T 111 | LINEAR ELECT POWER GEN (MUNIC) | Taxable Total: | | 40,910,900 |
| | | 100% | Alberta School Foundation Fund | | | |



2020 Assessment Roll (Valuation Date 1-July, 2020) 2021 Taxation Year, Wheatland County

Assessment Year: 2020
Tax Year: 2021

| Roll | Legal Address | Total |
|---------|--|-------|
| 9558500 | LINEAR ASSESSMENT 6201 | |
| | NRL IMPROVEMENTS T 107 LINEAR PIPELINES Taxable Total: 24,920 100% Alberta School Foundation Fund | |
| 9558600 | LINEAR ASSESSMENT 6655 | |
| | NRL IMPROVEMENTS T 108 LINEAR ELECTRIC POWER TRANSMISSION Taxable Total: 9,290 100% Alberta School Foundation Fund | |
| 9560000 | 0.00 Acres LINEAR ASSESSMENT 03813 | |
| | NRL IMPROVEMENTS T 107 LINEAR PIPELINES 14,430 NRL T 112 LINEAR WELLS 516,180 100% Alberta School Foundation Fund Taxable Total: 530,610 | |
| 9560500 | LINEAR ASSESSMENT 5322 | |
| | NRL IMPROVEMENTS T 112 LINEAR WELLS Taxable Total: 23,530 100% Alberta School Foundation Fund | |
| 9560700 | LINEAR ASSESSMENT 6585 | |
| | NRL IMPROVEMENTS T 107 LINEAR PIPELINES 76,651,670 NRL T 112 LINEAR WELLS 139,144,000 100% Alberta School Foundation Fund Taxable Total: 215,795,670 | |
| 9571000 | 0.00 Acres LINEAR ASSESSMENT 23938 | |
| | NRL IMPROVEMENTS T 109 LINEAR CABLE DISTRIBUTION Taxable Total: 340,850 100% Alberta School Foundation Fund | |
| 9571100 | NW-7-24-18-4 LINEAR ASSESSMENT 5824 Sunshine Power Generation | |
| | NRL IMPROVEMENTS T 111 LINEAR ELECT POWER GEN (MUNIC) Taxable Total: 915,050 100% Alberta School Foundation Fund | |
| 9575000 | 0.00 Acres LINEAR ASSESSMENT 20422 | |
| | NRL IMPROVEMENTS T 108 LINEAR ELECTRIC POWER TRANSMISSION Taxable Total: 8,221,870 100% Alberta School Foundation Fund | |



2020 Assessment Roll (Valuation Date 1-July, 2020) 2021 Taxation Year, Wheatland County

Assessment Year: 2020
Tax Year: 2021

| Roll | Legal Address | Total |
|---------|------------------|-------------------------------------|
| 9576000 | 0.00 Acres | LINEAR ASSESSMENT 23059 |
| | NRL IMPROVEMENTS | T 107 LINEAR PIPELINES |
| | | 100% Alberta School Foundation Fund |
| | | Taxable Total: 229,377,920 |
| 9577100 | | LINEAR ASSESSMENT 22952 |
| | NRL IMPROVEMENTS | T 112 LINEAR WELLS |
| | | 100% Alberta School Foundation Fund |
| | | Taxable Total: 440,070 |
| 9580000 | 0.00 Acres | LINEAR ASSESSMENT 24278 |
| | NRL IMPROVEMENTS | T 110 LINEAR TELECOMMUNICATIONS |
| | | 100% Alberta School Foundation Fund |
| | | Taxable Total: 6,015,920 |
| 9582000 | 0.00 Acres | LINEAR ASSESSMENT 24279 |
| | NRL IMPROVEMENTS | T 110 LINEAR TELECOMMUNICATIONS |
| | | 100% Alberta School Foundation Fund |
| | | Taxable Total: 1,389,770 |
| 9585000 | 0.00 Acres | LINEAR ASSESSMENT 23744 |
| | NRL IMPROVEMENTS | T 110 LINEAR TELECOMMUNICATIONS |
| | | 100% Alberta School Foundation Fund |
| | | Taxable Total: 1,146,420 |
| 9590000 | 0.0 Sq. Meters | LINEAR ASSESSMENT 20853 |
| | NRL IMPROVEMENTS | T 107 LINEAR PIPELINES |
| | NRL | T 112 LINEAR WELLS |
| | | 100% Alberta School Foundation Fund |
| | | Taxable Total: 22,708,980 |
| | | 20,967,520 |
| | | 43,676,500 |
| 9590100 | 0.00 Acres | LINEAR ASSESSMENT 5635 |
| | NRL IMPROVEMENTS | T 112 LINEAR WELLS |
| | | 100% Alberta School Foundation Fund |
| | | Taxable Total: 17,370 |
| 9591110 | | LINEAR ASSESSMENT 6556 |
| | NRL IMPROVEMENTS | T 107 LINEAR PIPELINES |
| | NRL | T 112 LINEAR WELLS |
| | | 100% Alberta School Foundation Fund |
| | | Taxable Total: 96,120 |
| | | 6,483,670 |
| | | 6,579,790 |



2020 Assessment Roll (Valuation Date 1-July, 2020) 2021 Taxation Year, Wheatland County

Assessment Year: 2020
Tax Year: 2021

| Roll | Legal Address | Total |
|---------|---|-------|
| 9595000 | LINEAR ASSESSMENT 23504 | |
| | NRL IMPROVEMENTS T 107 LINEAR PIPELINES 1,827,870 | |
| | NRL T 112 LINEAR WELLS 897,390 | |
| | 100% Alberta School Foundation Fund Taxable Total: 2,725,260 | |
| 9599000 | LINEAR ASSESSMENT 22169 | |
| | NRL IMPROVEMENTS T 112 LINEAR WELLS Taxable Total: 856,730 | |
| | 100% Alberta School Foundation Fund | |
| 9616000 | LINEAR ASSESSMENT 6112 | |
| | NRL IMPROVEMENTS T 111 LINEAR ELECT POWER GEN (MUNIC) Taxable Total: 115,726,690 | |
| | 100% Alberta School Foundation Fund | |
| 9618000 | LINEAR ASSESSMENT 20294 | |
| | NRL IMPROVEMENTS T 108 LINEAR ELECTRIC POWER TRANSMISSION Taxable Total: 11,434,090 | |
| | 100% Alberta School Foundation Fund | |
| 9618100 | LINEAR ASSESSMENT 4763 | |
| | NRL IMPROVEMENTS T 112 LINEAR WELLS Taxable Total: 509,040 | |
| | 100% Alberta School Foundation Fund | |
| 9620000 | LINEAR ASSESSMENT 6707 | |
| | NRL IMPROVEMENTS T 107 LINEAR PIPELINES Taxable Total: 281,230 | |
| | 100% Alberta School Foundation Fund | |
| 9622000 | LINEAR ASSESSMENT 24459 | |
| | NRL IMPROVEMENTS T 111 LINEAR ELECT POWER GEN (MUNIC) Taxable Total: 19,642,710 | |
| | 100% Alberta School Foundation Fund | |
| 9625000 | LINEAR ASSESSMENT 20371 | |
| | NRL IMPROVEMENTS T 108 LINEAR ELECTRIC POWER TRANSMISSION Taxable Total: 3,082,340 | |
| | 100% Alberta School Foundation Fund | |
| 9626000 | LINEAR ASSESSMENT 5813 | |



2020 Assessment Roll (Valuation Date 1-July, 2020) 2021 Taxation Year, Wheatland County

Assessment Year: 2020
Tax Year: 2021

| Roll | Legal Address | | | | | Total |
|---------|---------------|--------------|---|------|--------------------------------|-----------------------------------|
| | NRL | IMPROVEMENTS | T | 107 | LINEAR PIPELINES | |
| | | | | 100% | Alberta School Foundation Fund | |
| | | | | | Taxable Total: | 1,741,380 |
| 9626500 | | | | | LINEAR ASSESSMENT | 4357 |
| | NRL | IMPROVEMENTS | T | 107 | LINEAR PIPELINES | 7,680 |
| | NRL | | T | 112 | LINEAR WELLS | 10,550 |
| | | | | 100% | Alberta School Foundation Fund | |
| | | | | | Taxable Total: | 18,230 |
| 9627000 | | | | | LINEAR ASSESSMENT | 4543 |
| | NRL | IMPROVEMENTS | T | 107 | LINEAR PIPELINES | |
| | | | | 100% | Alberta School Foundation Fund | |
| | | | | | Taxable Total: | 93,750 |
| 9627010 | | | | | LINEAR ASSESSMENT(Power Gen) | 4543 - Earthrenew Strathmore Inc. |
| | NRL | IMPROVEMENTS | T | 111 | LINEAR ELECT POWER GEN (MUNIC) | |
| | | | | 100% | Alberta School Foundation Fund | |
| | | | | | Taxable Total: | 3,365,040 |
| 9628000 | | | | | LINEAR ASSESSMENT | 21573 |
| | NRL | IMPROVEMENTS | T | 107 | LINEAR PIPELINES | 3,231,770 |
| | NRL | | T | 112 | LINEAR WELLS | 1,026,130 |
| | | | | 100% | Alberta School Foundation Fund | |
| | | | | | Taxable Total: | 4,257,900 |
| 9628100 | | | | | LINEAR ASSESSMENT | 3897 |
| | NRL | IMPROVEMENTS | T | 107 | LINEAR PIPELINES | 67,358,380 |
| | NRL | | T | 112 | LINEAR WELLS | 64,258,140 |
| | | | | 100% | Alberta School Foundation Fund | |
| | | | | | Taxable Total: | 131,616,520 |
| 9633000 | | | | | LINEAR ASSESSMENT | 22063 |
| | NRL | IMPROVEMENTS | T | 107 | LINEAR PIPELINES | 335,630 |
| | NRL | | T | 112 | LINEAR WELLS | 76,040 |
| | | | | 100% | Alberta School Foundation Fund | |
| | | | | | Taxable Total: | 411,670 |
| 9634000 | | | | | LINEAR ASSESSMENT | 5725 |
| | NRL | IMPROVEMENTS | T | 107 | LINEAR PIPELINES | 1,385,900 |
| | NRL | | T | 112 | LINEAR WELLS | 4,181,190 |
| | | | | 100% | Alberta School Foundation Fund | |
| | | | | | Taxable Total: | 5,567,090 |



2020 Assessment Roll (Valuation Date 1-July, 2020)
2021 Taxation Year, Wheatland County

Assessment Year: 2020
Tax Year: 2021

| Roll | Legal Address | Total |
|---------|--|-------------|
| 9635000 | LINEAR ASSESSMENT 20837 | |
| | NRL IMPROVEMENTS T 107 LINEAR PIPELINES | 772,100 |
| | NRL T 112 LINEAR WELLS | 2,800,570 |
| | 100% Alberta School Foundation Fund Taxable Total: | 3,572,670 |
| 9637000 | LINEAR ASSESSMENT 7162 | |
| | NRL IMPROVEMENTS T 107 LINEAR PIPELINES | 10,349,140 |
| | NRL T 112 LINEAR WELLS | 10,221,210 |
| | 100% Alberta School Foundation Fund Taxable Total: | 20,570,350 |
| 9640000 | LINEAR ASSESSMENT 21093 | |
| | NRL IMPROVEMENTS T 107 LINEAR PIPELINES | 119,730 |
| | NRL T 112 LINEAR WELLS | 581,900 |
| | 100% Alberta School Foundation Fund Taxable Total: | 701,630 |
| 9646000 | LINEAR ASSESSMENT 20778 | |
| | NRL IMPROVEMENTS T 110 LINEAR TELECOMMUNICATIONS | 455,450 |
| | 100% Alberta School Foundation Fund Taxable Total: | |
| 9655000 | LINEAR ASSESSMENT 6397 | |
| | NRL IMPROVEMENTS T 107 LINEAR PIPELINES | 134,894,440 |
| | NRL T 112 LINEAR WELLS | 133,878,330 |
| | 100% Alberta School Foundation Fund Taxable Total: | 268,772,770 |
| 9655500 | LINEAR ASSESSMENT 6401 | |
| | NRL IMPROVEMENTS T 107 LINEAR PIPELINES | 140,430 |
| | NRL T 112 LINEAR WELLS | 655,250 |
| | 100% Alberta School Foundation Fund Taxable Total: | 795,680 |
| 9655600 | LINEAR ASSESSMENT 5615 | |
| | NRL IMPROVEMENTS T 107 LINEAR PIPELINES | 371,320 |
| | NRL T 112 LINEAR WELLS | 2,720,200 |
| | 100% Alberta School Foundation Fund Taxable Total: | 3,091,520 |



2020 Assessment Roll (Valuation Date 1-July, 2020) 2021 Taxation Year, Wheatland County

Assessment Year: 2020
Tax Year: 2021

| Roll | Legal Address | | | | Total |
|-----------|------------------|------------|--|----------------|------------|
| 9660000 | | | LINEAR ASSESSMENT 20959 | | |
| | NRL IMPROVEMENTS | | T 112 LINEAR WELLS | Taxable Total: | 248,140 |
| | | | 100% Alberta School Foundation Fund | | |
| 9660500 | | | LINEAR ASSESSMENT 6550 | | |
| | NRL IMPROVEMENTS | | T 107 LINEAR PIPELINES | | 408,450 |
| | NRL | | T 112 LINEAR WELLS | | 8,755,530 |
| | | | 100% Alberta School Foundation Fund | Taxable Total: | 9,163,980 |
| 9661000 | | | LINEAR ASSESSMENT 4123 | | |
| | NRL IMPROVEMENTS | | T 107 LINEAR PIPELINES | | 8,838,960 |
| | NRL | | T 112 LINEAR WELLS | | 4,585,630 |
| | | | 100% Alberta School Foundation Fund | Taxable Total: | 13,424,590 |
| 9663000 | | | LINEAR ASSESSMENT 20281 | | |
| | NRL IMPROVEMENTS | | T 110 LINEAR TELECOMMUNICATIONS | Taxable Total: | 1,396,730 |
| | | | 100% Alberta School Foundation Fund | | |
| 9670000 | | | LINEAR ASSESSMENT 5746 | | |
| | NRL IMPROVEMENTS | | T 107 LINEAR PIPELINES | | 68,690 |
| | NRL | | T 112 LINEAR WELLS | | 440,270 |
| | | | 100% Alberta School Foundation Fund | Taxable Total: | 508,960 |
| 818531020 | 2-SE-31-25-18-4 | 0.90 Acres | Turbine 50 Turbine 50 | | |
| | NR-D LAND | | T 106 DIP NON-RES. LAND & IMPROVEMENTS | Taxable Total: | 16,130 |
| | | | 100% Alberta School Foundation Fund | | |
| 818531090 | 9-NE-31-25-18-4 | 1.59 Acres | Turbine 49 Turbine 49 | | |
| | NR-D LAND | | T 106 DIP NON-RES. LAND & IMPROVEMENTS | Taxable Total: | 19,710 |
| | | | 100% Alberta School Foundation Fund | | |
| 818531140 | 14-NW-31-25-18-4 | 0.70 Acres | Turbine 46 Turbine 46 | | |
| | NR-D LAND | | T 106 DIP NON-RES. LAND & IMPROVEMENTS | Taxable Total: | 13,380 |
| | | | 100% Alberta School Foundation Fund | | |



2020 Assessment Roll (Valuation Date 1-July, 2020) 2021 Taxation Year, Wheatland County

Assessment Year: 2020
Tax Year: 2021

| Roll | Legal Address | | | | Total |
|-----------|------------------|------------|-------|---|--------|
| 818531150 | 15-NE-31-25-18-4 | 0.78 Acres | | Turbine 47 Turbine 47 | |
| | NR-D LAND | | T 106 | DIP NON-RES. LAND & IMPROVEMENTSTaxable Total: 100% Alberta School Foundation Fund | 14,480 |
| 818531160 | 16-NE-31-25-18-4 | 0.61 Acres | | Turbine 48 Turbine 48 | |
| | NR-D LAND | | T 106 | DIP NON-RES. LAND & IMPROVEMENTSTaxable Total: 100% Alberta School Foundation Fund | 12,140 |
| 819525030 | 3-SW-25-25-19-4 | 0.52 Acres | | Turbine 54 Turbine 54 | |
| | NR-D LAND | | T 106 | DIP NON-RES. LAND & IMPROVEMENTSTaxable Total: 100% Alberta School Foundation Fund | 10,900 |
| 819525050 | 5-SW-25-25-19-4 | 0.85 Acres | | Turbine 53 Turbine 53 | |
| | NR-D LAND | | T 106 | DIP NON-RES. LAND & IMPROVEMENTSTaxable Total: 100% Alberta School Foundation Fund | 15,440 |
| 819525070 | 7-SE-25-25-19-4 | 1.41 Acres | | Turbine 55 Turbine 55 | |
| | NR-D LAND | | T 106 | DIP NON-RES. LAND & IMPROVEMENTSTaxable Total: 100% Alberta School Foundation Fund | 19,040 |
| 819526010 | 1-SE-26-25-19-4 | 1.07 Acres | | Turbine 52 Turbine 52 | |
| | NR-D LAND | | T 106 | DIP NON-RES. LAND & IMPROVEMENTSTaxable Total: 100% Alberta School Foundation Fund | 17,760 |
| 819526070 | 7-SE-26-25-19-4 | 1.34 Acres | | Turbine 51 Turbine 51 | |
| | NR-D LAND | | T 106 | DIP NON-RES. LAND & IMPROVEMENTSTaxable Total: 100% Alberta School Foundation Fund | 18,780 |
| 819534090 | 9-NE-34-25-19-4 | 0.51 Acres | | Turbine 42 Turbine 42 | |
| | NR-D LAND | | T 106 | DIP NON-RES. LAND & IMPROVEMENTSTaxable Total: 100% Alberta School Foundation Fund | 10,760 |
| 819534100 | 10-NE-34-25-19-4 | 0.91 Acres | | Turbine 41 Turbine 41 | |
| | NR-D LAND | | T 106 | DIP NON-RES. LAND & IMPROVEMENTSTaxable Total: | 16,260 |



2020 Assessment Roll (Valuation Date 1-July, 2020) 2021 Taxation Year, Wheatland County

Assessment Year: 2020
Tax Year: 2021

| Roll | Legal Address | | | | | | Total |
|-----------|------------------|------------|-------------------------------------|--|------------|------------|------------|
| 819535060 | 6-SW-35-25-19-4 | 1.38 Acres | 100% Alberta School Foundation Fund | | | | |
| | | | | | Turbine 45 | Turbine 45 | |
| | NR-D LAND | | T 106 | DIP NON-RES. LAND & IMPROVEMENTSTaxable Total: | | | 18,930 |
| | | | 100% Alberta School Foundation Fund | | | | |
| 819535110 | 11-NW-35-25-19-4 | 0.97 Acres | Turbine 43 | | | | Turbine 43 |
| | NR-D LAND | | T 106 | DIP NON-RES. LAND & IMPROVEMENTSTaxable Total: | | | 17,090 |
| | | | 100% Alberta School Foundation Fund | | | | |
| 819535150 | 15-NE-35-25-19-4 | 0.59 Acres | Turbine 44 | | | | Turbine 44 |
| | NR-D LAND | | T 106 | DIP NON-RES. LAND & IMPROVEMENTSTaxable Total: | | | 11,860 |
| | | | 100% Alberta School Foundation Fund | | | | |
| 819602110 | 11-NW-2-26-19-4 | 1.52 Acres | Turbine 37 | | | | Turbine 37 |
| | NR-D LAND | | T 106 | DIP NON-RES. LAND & IMPROVEMENTSTaxable Total: | | | 19,450 |
| | | | 100% Alberta School Foundation Fund | | | | |
| 819602140 | 14-NW-2-26-19-4 | 0.30 Acres | Turbine 35 | | | | Turbine 35 |
| | NR-D LAND | | T 106 | DIP NON-RES. LAND & IMPROVEMENTSTaxable Total: | | | 7,880 |
| | | | 100% Alberta School Foundation Fund | | | | |
| 819603020 | 2-SE-3-26-19-4 | 1.00 Acres | Turbine 40 | | | | Turbine 40 |
| | NR-D LAND | | T 106 | DIP NON-RES. LAND & IMPROVEMENTSTaxable Total: | | | 17,500 |
| | | | 100% Alberta School Foundation Fund | | | | |
| 819603030 | 3-SW-3-26-19-4 | 1.11 Acres | Turbine 39 | | | | Turbine 39 |
| | NR-D LAND | | T 106 | DIP NON-RES. LAND & IMPROVEMENTSTaxable Total: | | | 17,910 |
| | | | 100% Alberta School Foundation Fund | | | | |
| 819603160 | 16-NE-3-26-19-4 | 0.62 Acres | Turbine 36 | | | | Turbine 36 |
| | NR-D LAND | | T 106 | DIP NON-RES. LAND & IMPROVEMENTSTaxable Total: | | | 12,280 |
| | | | 100% Alberta School Foundation Fund | | | | |
| 819604020 | 2-SE-4-26-19-4 | 1.17 Acres | Turbine 38 | | | | Turbine 38 |



2020 Assessment Roll (Valuation Date 1-July, 2020) 2021 Taxation Year, Wheatland County

Assessment Year: 2020
Tax Year: 2021

| Roll | Legal Address | | | | Total |
|-----------|--------------------------|------------|-------|--|-----------|
| | NR-D LAND | | T 106 | DIP NON-RES. LAND & IMPROVEMENTSTaxable Total: | 18,140 |
| | | | | 100% Alberta School Foundation Fund | |
| 819609110 | 11-NW-9-26-19-4 | 0.43 Acres | | Turbine 26 Turbine 26 | |
| | NR-D LAND | | T 106 | DIP NON-RES. LAND & IMPROVEMENTSTaxable Total: | 9,660 |
| | | | | 100% Alberta School Foundation Fund | |
| 819609140 | 14-NW-9-26-19-4 | 1.29 Acres | | Turbine 25 Turbine 25 | |
| | NR-D LAND | | T 106 | DIP NON-RES. LAND & IMPROVEMENTSTaxable Total: | 18,590 |
| | | | | 100% Alberta School Foundation Fund | |
| 819610160 | 16-NE-10-26-19-4 | 0.38 Acres | | Turbine 27 Turbine 27 | |
| | NR-D LAND | | T 106 | DIP NON-RES. LAND & IMPROVEMENTSTaxable Total: | 8,980 |
| | | | | 100% Alberta School Foundation Fund | |
| 819611030 | 3-SW-11-26-19-4 | 1.42 Acres | | Turbine 34 Turbine 34 | |
| | NR-D LAND | | T 106 | DIP NON-RES. LAND & IMPROVEMENTSTaxable Total: | 19,080 |
| | | | | 100% Alberta School Foundation Fund | |
| 819611040 | 4-SW-11-26-19-4 | 0.41 Acres | | Turbine 33 Turbine 33 | |
| | NR-D LAND | | T 106 | DIP NON-RES. LAND & IMPROVEMENTSTaxable Total: | 9,390 |
| | | | | 100% Alberta School Foundation Fund | |
| 819611120 | 12-NW-11-26-19-4 | 0.30 Acres | | Turbine 28 Turbine 28 | |
| | NR-D LAND | | T 106 | DIP NON-RES. LAND & IMPROVEMENTSTaxable Total: | 7,880 |
| | | | | 100% Alberta School Foundation Fund | |
| 819611130 | 13-NW-11-26-19-4 | 4.50 Acres | | Substation Wind Turbine Substation&office_Suncor | |
| | NR-D LAND & IMPROVEMENTS | | T 106 | DIP NON-RES. LAND & IMPROVEMENTSTaxable Total: | 1,197,920 |
| | | | | 100% Alberta School Foundation Fund | |
| 819611140 | 14-NW-11-26-19-4 | 1.06 Acres | | Turbine 29 Turbine 29 | |
| | NR-D LAND | | T 106 | DIP NON-RES. LAND & IMPROVEMENTSTaxable Total: | 17,730 |
| | | | | 100% Alberta School Foundation Fund | |



2020 Assessment Roll (Valuation Date 1-July, 2020) 2021 Taxation Year, Wheatland County

Assessment Year: 2020
Tax Year: 2021

| Roll | Legal Address | | | | Total |
|-----------|------------------|------------|-----------------------|---|--------|
| 819611160 | 16-NE-11-26-19-4 | 0.75 Acres | Turbine 30 Turbine 30 | | |
| | NR-D LAND | | T 106 | DIP NON-RES. LAND & IMPROVEMENTS 100% Alberta School Foundation Fund | 14,060 |
| 819612120 | 12-NW-12-26-19-4 | 0.37 Acres | Turbine 32 Turbine 32 | | |
| | NR-D LAND | | T 106 | DIP NON-RES. LAND & IMPROVEMENTS 100% Alberta School Foundation Fund | 8,840 |
| 819612130 | 13-NW-12-26-19-4 | 0.34 Acres | Turbine 31 Turbine 31 | | |
| | NR-D LAND | | T 106 | DIP NON-RES. LAND & IMPROVEMENTS 100% Alberta School Foundation Fund | 8,430 |
| 819615110 | 11-NW-15-26-19-4 | 0.72 Acres | Turbine 24 Turbine 24 | | |
| | NR-D LAND | | T 106 | DIP NON-RES. LAND & IMPROVEMENTS 100% Alberta School Foundation Fund | 13,650 |
| 819615130 | 13-NW-15-26-19-4 | 0.42 Acres | Turbine 23 Turbine 23 | | |
| | NR-D LAND | | T 106 | DIP NON-RES. LAND & IMPROVEMENTS 100% Alberta School Foundation Fund | 9,530 |
| 819620060 | 6-SW-20-26-19-4 | 2.19 Acres | Turbine 17 Turbine 17 | | |
| | NR-D LAND | | T 106 | DIP NON-RES. LAND & IMPROVEMENTS 100% Alberta School Foundation Fund | 21,960 |
| 819621120 | 12-NW-21-26-19-4 | 0.96 Acres | Turbine 18 Turbine 18 | | |
| | NR-D LAND | | T 106 | DIP NON-RES. LAND & IMPROVEMENTS 100% Alberta School Foundation Fund | 16,950 |
| 819622010 | 1-SE-22-26-19-4 | 0.96 Acres | Turbine 22 Turbine 22 | | |
| | NR-D LAND | | T 106 | DIP NON-RES. LAND & IMPROVEMENTS 100% Alberta School Foundation Fund | 16,950 |
| 819622040 | 4-SW-22-26-19-4 | 0.37 Acres | Turbine 21 Turbine 21 | | |
| | NR-D LAND | | T 106 | DIP NON-RES. LAND & IMPROVEMENTS 100% Alberta School Foundation Fund | 8,840 |



2020 Assessment Roll (Valuation Date 1-July, 2020) 2021 Taxation Year, Wheatland County

Assessment Year: 2020
Tax Year: 2021

| Roll | Legal Address | | | | Total |
|-----------|-----------------------------|--|--|----------------|--------|
| 819622100 | 10-NE-22-26-19-4 0.41 Acres | | 100% Alberta School Foundation Fund | | |
| | | | Turbine 20 Turbine 20 | | |
| | NR-D LAND | | T 106 DIP NON-RES. LAND & IMPROVEMENTS | Taxable Total: | 9,390 |
| 819622120 | 12-NW-22-26-19-4 1.52 Acres | | 100% Alberta School Foundation Fund | | |
| | | | Turbine 19 Turbine 19 | | |
| | NR-D LAND | | T 106 DIP NON-RES. LAND & IMPROVEMENTS | Taxable Total: | 19,450 |
| 819623140 | 14-NW-23-26-19-4 0.53 Acres | | 100% Alberta School Foundation Fund | | |
| | | | Turbine 16 Turbine 16 | | |
| | NR-D LAND | | T 106 DIP NON-RES. LAND & IMPROVEMENTS | Taxable Total: | 11,040 |
| 819623141 | 14-NW-23-26-19-4 0.10 Acres | | 100% Alberta School Foundation Fund | | |
| | | | Met Tower Met Tower Site | | |
| | NR-D LAND & IMPROVEMENTS | | T 106 DIP NON-RES. LAND & IMPROVEMENTS | Taxable Total: | 47,190 |
| 819625020 | 2-SE-25-26-19-4 0.92 Acres | | 100% Alberta School Foundation Fund | | |
| | | | Turbine 14 Turbine 14 | | |
| | NR-D LAND | | T 106 DIP NON-RES. LAND & IMPROVEMENTS | Taxable Total: | 16,400 |
| 819625030 | 3-SW-25-26-19-4 0.62 Acres | | 100% Alberta School Foundation Fund | | |
| | | | Turbine 13 Turbine 13 | | |
| | NR-D LAND | | T 106 DIP NON-RES. LAND & IMPROVEMENTS | Taxable Total: | 12,280 |
| 819625040 | 4-SW-25-26-19-4 0.62 Acres | | 100% Alberta School Foundation Fund | | |
| | | | Turbine 15 Turbine 15 | | |
| | NR-D LAND | | T 106 DIP NON-RES. LAND & IMPROVEMENTS | Taxable Total: | 12,280 |
| 819625060 | 6-SW-25-26-19-4 1.34 Acres | | 100% Alberta School Foundation Fund | | |
| | | | Turbine 12 Turbine 12 | | |
| | NR-D LAND | | T 106 DIP NON-RES. LAND & IMPROVEMENTS | Taxable Total: | 18,780 |
| 819626070 | 7-SE-26-26-19-4 0.36 Acres | | 100% Alberta School Foundation Fund | | |
| | | | Turbine 10 Turbine 10 | | |



2020 Assessment Roll (Valuation Date 1-July, 2020) 2021 Taxation Year, Wheatland County

Assessment Year: 2020
Tax Year: 2021

| Roll | Legal Address | | | | Total |
|-----------|------------------|------------|-------|--|--------|
| | NR-D LAND | | T 106 | DIP NON-RES. LAND & IMPROVEMENTSTaxable Total: | 8,700 |
| | | | | 100% Alberta School Foundation Fund | |
| 819626080 | 8-SE-26-26-19-4 | 0.58 Acres | | Turbine 11 Turbine 11 | |
| | NR-D LAND | | T 106 | DIP NON-RES. LAND & IMPROVEMENTSTaxable Total: | 11,730 |
| | | | | 100% Alberta School Foundation Fund | |
| 819626100 | 10-NE-26-26-19-4 | 1.77 Acres | | Turbine 9 Turbine 9 | |
| | NR-D LAND | | T 106 | DIP NON-RES. LAND & IMPROVEMENTSTaxable Total: | 20,390 |
| | | | | 100% Alberta School Foundation Fund | |
| 819626140 | 14-NW-26-26-19-4 | 1.61 Acres | | Turbine 7 Turbine 7 | |
| | NR-D LAND | | T 106 | DIP NON-RES. LAND & IMPROVEMENTSTaxable Total: | 19,790 |
| | | | | 100% Alberta School Foundation Fund | |
| 819626150 | 15-NE-26-26-19-4 | 0.99 Acres | | Turbine 8 Turbine 8 | |
| | NR-D LAND | | T 106 | DIP NON-RES. LAND & IMPROVEMENTSTaxable Total: | 17,360 |
| | | | | 100% Alberta School Foundation Fund | |
| 819627070 | 7-SE-27-26-19-4 | 0.99 Acres | | Turbine 5 Turbine 5 | |
| | NR-D LAND | | T 106 | DIP NON-RES. LAND & IMPROVEMENTSTaxable Total: | 26,110 |
| | | | | 100% Alberta School Foundation Fund | |
| 819628090 | 9-NE-28-26-19-4 | 0.41 Acres | | Turbine 4 Turbine 4 | |
| | NR-D LAND | | T 106 | DIP NON-RES. LAND & IMPROVEMENTSTaxable Total: | 9,390 |
| | | | | 100% Alberta School Foundation Fund | |
| 819629090 | 9-NE-29-26-19-4 | 0.95 Acres | | Turbine 3 Turbine 3 | |
| | NR-D LAND | | T 106 | DIP NON-RES. LAND & IMPROVEMENTSTaxable Total: | 16,810 |
| | | | | 100% Alberta School Foundation Fund | |
| 819629150 | 15-NE-29-26-19-4 | 0.69 Acres | | Turbine 1 - NW Corner Turbine 1 | |
| | NR-D LAND | | T 106 | DIP NON-RES. LAND & IMPROVEMENTSTaxable Total: | 13,240 |
| | | | | 100% Alberta School Foundation Fund | |



2020 Assessment Roll (Valuation Date 1-July, 2020) 2021 Taxation Year, Wheatland County

Assessment Year: 2020
Tax Year: 2021

| Roll | Legal Address | | | | | | Total |
|-----------|--------------------------|------------|--|-------------------------------------|----------------|--|---------|
| 819629151 | 15-NE-29-26-19-4 | 1.07 Acres | Turbine 2 - SE Corner Turbine 2 | | | | |
| | NR-D LAND | | T 106 | DIP NON-RES. LAND & IMPROVEMENTS | Taxable Total: | | 17,760 |
| | | | | 100% Alberta School Foundation Fund | | | |
| 819634010 | 1-SE-34-26-19-4 | 0.60 Acres | Turbine 6 Turbine 6 | | | | |
| | NR-D LAND | | T 106 | DIP NON-RES. LAND & IMPROVEMENTS | Taxable Total: | | 12,000 |
| | | | | 100% Alberta School Foundation Fund | | | |
| 917501070 | 7-SE-1-25-17-4 | 0.00 Acres | | | | | |
| | ME-D IMPROVEMENTS | | T 8 | DIP MACHINERY & EQUIPMENT | | | 101,120 |
| | NR-D | | T 106 | DIP NON-RES. LAND & IMPROVEMENTS | | | 20,630 |
| | | | | 100% Alberta School Foundation Fund | Taxable Total: | | 121,750 |
| 917501150 | 15-NE-1-25-17-4 | 0.00 Acres | | | | | |
| | NR-D IMPROVEMENTS | | T 106 | DIP NON-RES. LAND & IMPROVEMENTS | Taxable Total: | | 5,400 |
| | | | | 100% Alberta School Foundation Fund | | | |
| 917502050 | 5-SW-2-25-17-4 | 0.00 Acres | | | | | |
| | ME-D IMPROVEMENTS | | T 8 | DIP MACHINERY & EQUIPMENT | | | 108,550 |
| | NR-D | | T 106 | DIP NON-RES. LAND & IMPROVEMENTS | | | 10,600 |
| | | | | 100% Alberta School Foundation Fund | Taxable Total: | | 119,150 |
| 917503120 | 12-NW-3-25-17-4 | 0.00 Acres | | | | | |
| | ME-D IMPROVEMENTS | | T 8 | DIP MACHINERY & EQUIPMENT | Taxable Total: | | 33,060 |
| | | | | 100% Alberta School Foundation Fund | | | |
| 917506010 | 1-SE-6-25-17-4 | 0.00 Acres | | | | | |
| | ME-D IMPROVEMENTS | | T 8 | DIP MACHINERY & EQUIPMENT | | | 88,250 |
| | NR-D | | T 106 | DIP NON-RES. LAND & IMPROVEMENTS | | | 12,110 |
| | | | | 100% Alberta School Foundation Fund | Taxable Total: | | 100,360 |
| 917507160 | 4390JK OT NE-7-25-17-4 | 0.38 Acres | WINTERING HILLS MTR STAT P#659 WINTERING HILLS METER STATION | | | | |
| | ME-D LAND & IMPROVEMENTS | | T 8 | DIP MACHINERY & EQUIPMENT | | | 101,030 |
| | NR-D | | T 106 | DIP NON-RES. LAND & IMPROVEMENTS | | | 47,660 |
| | | | | | Taxable Total: | | 148,690 |



2020 Assessment Roll (Valuation Date 1-July, 2020) 2021 Taxation Year, Wheatland County

Assessment Year: 2020
Tax Year: 2021

| Roll | Legal Address | 100% Alberta School Foundation Fund | | | | Total |
|-----------|-------------------|-------------------------------------|-------------------------------------|-----|----------------------------------|----------------|
| 917509100 | 10-NE-9-25-17-4 | 0.00 Acres | | | | |
| | ME-D IMPROVEMENTS | | T | 8 | DIP MACHINERY & EQUIPMENT | 106,940 |
| | NR-D | | T | 106 | DIP NON-RES. LAND & IMPROVEMENTS | 5,990 |
| | | | 100% Alberta School Foundation Fund | | | Taxable Total: |
| | | | | | | |
| 917510040 | 4-SW-10-25-17-4 | 0.00 Acres | | | | |
| | ME-D IMPROVEMENTS | | T | 8 | DIP MACHINERY & EQUIPMENT | 357,390 |
| | NR-D | | T | 106 | DIP NON-RES. LAND & IMPROVEMENTS | 25,570 |
| | | | 100% Alberta School Foundation Fund | | | Taxable Total: |
| | | | | | | |
| 917510100 | 10-NE-10-25-17-4 | 0.00 Acres | | | | |
| | ME-D IMPROVEMENTS | | T | 8 | DIP MACHINERY & EQUIPMENT | 111,960 |
| | NR-D | | T | 106 | DIP NON-RES. LAND & IMPROVEMENTS | 12,960 |
| | | | 100% Alberta School Foundation Fund | | | Taxable Total: |
| | | | | | | |
| 917511160 | 16-NE-11-25-17-4 | 0.00 Acres | | | | |
| | ME-D IMPROVEMENTS | | T | 8 | DIP MACHINERY & EQUIPMENT | 80,470 |
| | NR-D | | T | 106 | DIP NON-RES. LAND & IMPROVEMENTS | 22,120 |
| | | | 100% Alberta School Foundation Fund | | | Taxable Total: |
| | | | | | | |
| 917512010 | 1-SE-12-25-17-4 | 0.00 Acres | | | | |
| | ME-D IMPROVEMENTS | | T | 8 | DIP MACHINERY & EQUIPMENT | 131,250 |
| | NR-D | | T | 106 | DIP NON-RES. LAND & IMPROVEMENTS | 12,430 |
| | | | 100% Alberta School Foundation Fund | | | Taxable Total: |
| | | | | | | |
| 917513150 | 15-NE-13-25-17-4 | 0.00 Acres | | | | |
| | ME-D IMPROVEMENTS | | T | 8 | DIP MACHINERY & EQUIPMENT | 254,160 |
| | NR-D | | T | 106 | DIP NON-RES. LAND & IMPROVEMENTS | 19,670 |
| | | | 100% Alberta School Foundation Fund | | | Taxable Total: |
| | | | | | | |
| 917514110 | 11-NW-14-25-17-4 | 0.00 Acres | | | | |
| | NR-D IMPROVEMENTS | | T | 106 | DIP NON-RES. LAND & IMPROVEMENTS | 3,060 |
| | | | 100% Alberta School Foundation Fund | | | Taxable Total: |
| | | | | | | |



2020 Assessment Roll (Valuation Date 1-July, 2020) 2021 Taxation Year, Wheatland County

Assessment Year: 2020
Tax Year: 2021

| Roll | Legal Address | | | | Total |
|-----------|---|------------|-------|--|-----------|
| 917515060 | 6-SW-15-25-17-4 | 0.00 Acres | | | |
| | NR-D IMPROVEMENTS | | T 106 | DIP NON-RES. LAND & IMPROVEMENTS | 17,820 |
| | | | | 100% Alberta School Foundation Fund | |
| 917515110 | 11-NW-15-25-17-4 | 0.00 Acres | | | |
| | ME-D IMPROVEMENTS | | T 8 | DIP MACHINERY & EQUIPMENT | 80,730 |
| | NR-D | | T 106 | DIP NON-RES. LAND & IMPROVEMENTS | 11,770 |
| | | | | 100% Alberta School Foundation Fund | |
| | | | | Taxable Total: | 92,500 |
| 917515160 | 16-NE-15-25-17-4 | 0.00 Acres | | | |
| | ME-D IMPROVEMENTS | | T 8 | DIP MACHINERY & EQUIPMENT | 105,520 |
| | NR-D | | T 106 | DIP NON-RES. LAND & IMPROVEMENTS | 12,430 |
| | | | | 100% Alberta School Foundation Fund | |
| | | | | Taxable Total: | 117,950 |
| 917516010 | 1-SE-16-25-17-4 | 0.00 Acres | | | |
| | ME-D IMPROVEMENTS | | T 8 | DIP MACHINERY & EQUIPMENT | 77,740 |
| | NR-D | | T 106 | DIP NON-RES. LAND & IMPROVEMENTS | 11,770 |
| | | | | 100% Alberta School Foundation Fund | |
| | | | | Taxable Total: | 89,510 |
| 917516160 | 16-NE-16-25-17-4 | 0.00 Acres | | | |
| | ME-D IMPROVEMENTS | | T 8 | DIP MACHINERY & EQUIPMENT | 90,530 |
| | NR-D | | T 106 | DIP NON-RES. LAND & IMPROVEMENTS | 12,080 |
| | | | | 100% Alberta School Foundation Fund | |
| | | | | Taxable Total: | 102,610 |
| 917518010 | 4533JK OT 1-SE-18-25-17-4 5.30 Acres 252008 RGE RD 175 | | | WINTERING HILLS GAS PLANT(15A) TORXEN- WINTERING HILLS GAS PLANT | |
| | ME-D LAND & IMPROVEMENTS | | T 8 | DIP MACHINERY & EQUIPMENT | 4,162,290 |
| | NR-D | | T 106 | DIP NON-RES. LAND & IMPROVEMENTS | 1,169,200 |
| | | | | 100% Alberta School Foundation Fund | |
| | | | | Taxable Total: | 5,331,490 |
| 917521010 | 1-SE-21-25-17-4 | 0.00 Acres | | | |
| | ME-D IMPROVEMENTS | | T 8 | DIP MACHINERY & EQUIPMENT | 154,200 |
| | NR-D | | T 106 | DIP NON-RES. LAND & IMPROVEMENTS | 15,700 |
| | | | | 100% Alberta School Foundation Fund | |
| | | | | Taxable Total: | 169,900 |



2020 Assessment Roll (Valuation Date 1-July, 2020) 2021 Taxation Year, Wheatland County

Assessment Year: 2020
Tax Year: 2021

| Roll | Legal Address | | | | | Total |
|-----------|--------------------------|------------|---|-----|---|---------|
| 917521060 | 6-SW-21-25-17-4 | 0.00 Acres | | | | |
| | ME-D IMPROVEMENTS | | T | 8 | DIP MACHINERY & EQUIPMENT | 127,670 |
| | NR-D | | T | 106 | DIP NON-RES. LAND & IMPROVEMENTS | 12,430 |
| | | | | | 100% Alberta School Foundation Fund | |
| | | | | | Taxable Total: | 140,100 |
| 917521080 | 8-SE-21-25-17-4 | 0.00 Acres | | | | |
| | ME-D IMPROVEMENTS | | T | 8 | DIP MACHINERY & EQUIPMENT | 121,960 |
| | NR-D | | T | 106 | DIP NON-RES. LAND & IMPROVEMENTS | 13,500 |
| | | | | | 100% Alberta School Foundation Fund | |
| | | | | | Taxable Total: | 135,460 |
| 917521100 | 10-NE-21-25-17-4 | 0.00 Acres | | | | |
| | | | | | D.H 10-16 | |
| | ME-D IMPROVEMENTS | | T | 8 | DIP MACHINERY & EQUIPMENT | 246,630 |
| | NR-D | | T | 106 | DIP NON-RES. LAND & IMPROVEMENTS | 17,200 |
| | | | | | 100% Alberta School Foundation Fund | |
| | | | | | Taxable Total: | 263,830 |
| 917521110 | 11-NW-21-25-17-4 | 0.00 Acres | | | | |
| | NR-D IMPROVEMENTS | | T | 106 | DIP NON-RES. LAND & IMPROVEMENTS | |
| | | | | | 100% Alberta School Foundation Fund | |
| | | | | | Taxable Total: | 11,580 |
| 917526040 | 4-SW-26-25-17-4 | 0.00 Acres | | | | |
| | ME-D IMPROVEMENTS | | T | 8 | DIP MACHINERY & EQUIPMENT | 71,990 |
| | NR-D | | T | 106 | DIP NON-RES. LAND & IMPROVEMENTS | 10,020 |
| | | | | | 100% Alberta School Foundation Fund | |
| | | | | | Taxable Total: | 82,010 |
| 917528090 | 9-NE-28-25-17-4 | 0.00 Acres | | | | |
| | NR-D IMPROVEMENTS | | T | 106 | DIP NON-RES. LAND & IMPROVEMENTS | |
| | | | | | 100% Alberta School Foundation Fund | |
| | | | | | Taxable Total: | 6,200 |
| 917528100 | 10-NE-28-25-17-4 | 3.20 Acres | | | | |
| | 254054 RGE RD 173 | | | | | |
| | | | | | BATTERY & COMPRESSOR SITE BATTERY & COMPRESSOR SITE | |
| | ME-D LAND & IMPROVEMENTS | | T | 8 | DIP MACHINERY & EQUIPMENT | 601,660 |
| | NR-D | | T | 106 | DIP NON-RES. LAND & IMPROVEMENTS | 104,810 |
| | | | | | 100% Alberta School Foundation Fund | |
| | | | | | Taxable Total: | 706,470 |
| 917528130 | 13-NW-28-25-17-4 | 0.00 Acres | | | | |



2020 Assessment Roll (Valuation Date 1-July, 2020) 2021 Taxation Year, Wheatland County

Assessment Year: 2020
Tax Year: 2021

| Roll | Legal Address | | | | | Total |
|-----------|-------------------|---|-----|-------------------------------------|----------------|---------|
| | NR-D IMPROVEMENTS | T | 106 | DIP NON-RES. LAND & IMPROVEMENTS | Taxable Total: | 5,610 |
| | | | | 100% Alberta School Foundation Fund | | |
| 917530010 | 1-SE-30-25-17-4 | | | | | |
| | ME-D IMPROVEMENTS | T | 8 | DIP MACHINERY & EQUIPMENT | | 236,690 |
| | NR-D | T | 106 | DIP NON-RES. LAND & IMPROVEMENTS | | 12,090 |
| | | | | 100% Alberta School Foundation Fund | Taxable Total: | 248,780 |
| 917530090 | 9-NE-30-25-17-4 | | | 0.00 Acres | | |
| | NR-D IMPROVEMENTS | T | 106 | DIP NON-RES. LAND & IMPROVEMENTS | Taxable Total: | 5,400 |
| | | | | 100% Alberta School Foundation Fund | | |
| 917531150 | 15-NE-31-25-17-4 | | | 0.00 Acres | | |
| | ME-D IMPROVEMENTS | T | 8 | DIP MACHINERY & EQUIPMENT | | 52,190 |
| | NR-D | T | 106 | DIP NON-RES. LAND & IMPROVEMENTS | | 8,350 |
| | | | | 100% Alberta School Foundation Fund | Taxable Total: | 60,540 |
| 917534020 | 2-SE-34-25-17-4 | | | 0.00 Acres | | |
| | NR-D IMPROVEMENTS | T | 106 | DIP NON-RES. LAND & IMPROVEMENTS | Taxable Total: | 1,790 |
| | | | | 100% Alberta School Foundation Fund | | |
| 917534130 | 13-NW-34-25-17-4 | | | 0.00 Acres | | |
| | ME-D IMPROVEMENTS | T | 8 | DIP MACHINERY & EQUIPMENT | | 236,690 |
| | NR-D | T | 106 | DIP NON-RES. LAND & IMPROVEMENTS | | 12,090 |
| | | | | 100% Alberta School Foundation Fund | Taxable Total: | 248,780 |
| 917535030 | 3-SW-35-25-17-4 | | | 0.00 Acres | | |
| | ME-D IMPROVEMENTS | T | 8 | DIP MACHINERY & EQUIPMENT | | 104,010 |
| | NR-D | T | 106 | DIP NON-RES. LAND & IMPROVEMENTS | | 12,610 |
| | | | | 100% Alberta School Foundation Fund | Taxable Total: | 116,620 |
| 917535100 | 10-NE-35-25-17-4 | | | 0.00 Acres | | |
| | ME-D IMPROVEMENTS | T | 8 | DIP MACHINERY & EQUIPMENT | | 101,740 |
| | NR-D | T | 106 | DIP NON-RES. LAND & IMPROVEMENTS | | 9,210 |
| | | | | 100% Alberta School Foundation Fund | Taxable Total: | 110,950 |



2020 Assessment Roll (Valuation Date 1-July, 2020) 2021 Taxation Year, Wheatland County

Assessment Year: 2020
Tax Year: 2021

| Roll | Legal Address | | | | Total |
|-----------|--------------------------|------------|-------|----------------------------------|------------------------|
| 917535150 | 15-NE-35-25-17-4 | 0.00 Acres | | | |
| | ME-D IMPROVEMENTS | | T 8 | DIP MACHINERY & EQUIPMENT | 546,680 |
| | NR-D | | T 106 | DIP NON-RES. LAND & IMPROVEMENTS | 46,700 |
| | | | 100% | Alberta School Foundation Fund | Taxable Total: 593,380 |
| 917601030 | 3-SW-1-26-17-4 | 0.00 Acres | | | |
| | ME-D IMPROVEMENTS | | T 8 | DIP MACHINERY & EQUIPMENT | 85,190 |
| | NR-D | | T 106 | DIP NON-RES. LAND & IMPROVEMENTS | 12,610 |
| | | | 100% | Alberta School Foundation Fund | Taxable Total: 97,800 |
| 917602010 | 1-SE-2-26-17-4 | 0.00 Acres | | | |
| | NR-D IMPROVEMENTS | | T 106 | DIP NON-RES. LAND & IMPROVEMENTS | 21,260 |
| | | | 100% | Alberta School Foundation Fund | Taxable Total: 21,260 |
| 917602110 | 11-NW-2-26-17-4 | 0.00 Acres | | | |
| | ME-D IMPROVEMENTS | | T 8 | DIP MACHINERY & EQUIPMENT | 104,080 |
| | NR-D | | T 106 | DIP NON-RES. LAND & IMPROVEMENTS | 15,140 |
| | | | 100% | Alberta School Foundation Fund | Taxable Total: 119,220 |
| 917603160 | 16-NE-3-26-17-4 | 0.00 Acres | | | |
| | NR-D IMPROVEMENTS | | T 106 | DIP NON-RES. LAND & IMPROVEMENTS | 5,040 |
| | | | 100% | Alberta School Foundation Fund | Taxable Total: 5,040 |
| 917604040 | 4-SW-4-26-17-4 | 0.00 Acres | | | |
| | ME-D IMPROVEMENTS | | T 8 | DIP MACHINERY & EQUIPMENT | 256,930 |
| | NR-D | | T 106 | DIP NON-RES. LAND & IMPROVEMENTS | 17,140 |
| | | | 100% | Alberta School Foundation Fund | Taxable Total: 274,070 |
| 917604060 | 6-SW-4-26-17-4 | 2.00 Acres | | | |
| | ME-D LAND & IMPROVEMENTS | | T 8 | DIP MACHINERY & EQUIPMENT | 323,980 |
| | NR-D | | T 106 | DIP NON-RES. LAND & IMPROVEMENTS | 120,730 |
| | | | 100% | Alberta School Foundation Fund | Taxable Total: 444,710 |
| 917604140 | 14-NW-4-26-17-4 | 0.00 Acres | | | |



2020 Assessment Roll (Valuation Date 1-July, 2020) 2021 Taxation Year, Wheatland County

Assessment Year: 2020
Tax Year: 2021

| Roll | Legal Address | | | | | | Total |
|-----------|-------------------|------------|---|-----|-------------------------------------|----------------|---------|
| 917606050 | ME-D IMPROVEMENTS | | T | 8 | DIP MACHINERY & EQUIPMENT | | 115,230 |
| | NR-D | | T | 106 | DIP NON-RES. LAND & IMPROVEMENTS | | 12,430 |
| | | | | | 100% Alberta School Foundation Fund | Taxable Total: | 127,660 |
| | 5-SW-6-26-17-4 | 0.00 Acres | | | | | |
| 917606150 | ME-D IMPROVEMENTS | | T | 8 | DIP MACHINERY & EQUIPMENT | | 134,760 |
| | NR-D | | T | 106 | DIP NON-RES. LAND & IMPROVEMENTS | | 13,500 |
| | | | | | 100% Alberta School Foundation Fund | Taxable Total: | 148,260 |
| | 15-NE-6-26-17-4 | 0.00 Acres | | | | | |
| 917607040 | ME-D IMPROVEMENTS | | T | 8 | DIP MACHINERY & EQUIPMENT | | 111,760 |
| | NR-D | | T | 106 | DIP NON-RES. LAND & IMPROVEMENTS | | 14,030 |
| | | | | | 100% Alberta School Foundation Fund | Taxable Total: | 125,790 |
| | 4-SW-7-26-17-4 | 0.00 Acres | | | | | |
| 917607100 | ME-D IMPROVEMENTS | | T | 8 | DIP MACHINERY & EQUIPMENT | | 79,040 |
| | NR-D | | T | 106 | DIP NON-RES. LAND & IMPROVEMENTS | | 11,770 |
| | | | | | 100% Alberta School Foundation Fund | Taxable Total: | 90,810 |
| | 10-NE-7-26-17-4 | 0.00 Acres | | | | | |
| 917607130 | ME-D IMPROVEMENTS | | T | 8 | DIP MACHINERY & EQUIPMENT | | 95,430 |
| | NR-D | | T | 106 | DIP NON-RES. LAND & IMPROVEMENTS | | 12,890 |
| | | | | | 100% Alberta School Foundation Fund | Taxable Total: | 108,320 |
| | 13-NW-7-26-17-4 | 0.00 Acres | | | | | |
| 917608040 | ME-D IMPROVEMENTS | | T | 8 | DIP MACHINERY & EQUIPMENT | | 61,860 |
| | NR-D | | T | 106 | DIP NON-RES. LAND & IMPROVEMENTS | | 32,860 |
| | | | | | 100% Alberta School Foundation Fund | Taxable Total: | 94,720 |
| | 4-SW-8-26-17-4 | 0.00 Acres | | | | | |
| 917608100 | ME-D IMPROVEMENTS | | T | 8 | DIP MACHINERY & EQUIPMENT | | 123,620 |
| | NR-D | | T | 106 | DIP NON-RES. LAND & IMPROVEMENTS | | 15,700 |
| | | | | | 100% Alberta School Foundation Fund | Taxable Total: | 139,320 |
| | 10-NE-8-26-17-4 | 0.00 Acres | | | | | |
| | | | | | D.H. 13-8 & 16-8 | | |
| | ME-D IMPROVEMENTS | | T | 8 | DIP MACHINERY & EQUIPMENT | | 115,690 |



2020 Assessment Roll (Valuation Date 1-July, 2020) 2021 Taxation Year, Wheatland County

Assessment Year: 2020
Tax Year: 2021

| Roll | Legal Address | | | | | | Total |
|-----------|-------------------|------------|------------------------|----------------------------------|--|----------------|---------|
| | NR-D | | T 106 | DIP NON-RES. LAND & IMPROVEMENTS | | | 14,030 |
| | | | 100% | Alberta School Foundation Fund | | Taxable Total: | 129,720 |
| 917609100 | 10-NE-9-26-17-4 | 0.00 Acres | | | | | |
| | ME-D IMPROVEMENTS | | T 8 | DIP MACHINERY & EQUIPMENT | | | 154,470 |
| | NR-D | | T 106 | DIP NON-RES. LAND & IMPROVEMENTS | | | 12,580 |
| | | | 100% | Alberta School Foundation Fund | | Taxable Total: | 167,050 |
| 917609160 | 16-NE-9-26-17-4 | | | | | | |
| | ME-D IMPROVEMENTS | | T 8 | DIP MACHINERY & EQUIPMENT | | | 855,630 |
| | NR-D | | T 106 | DIP NON-RES. LAND & IMPROVEMENTS | | | 57,690 |
| | | | 100% | Alberta School Foundation Fund | | Taxable Total: | 913,320 |
| 917610030 | 3-SW-10-26-17-4 | 0.00 Acres | | | | | |
| | ME-D IMPROVEMENTS | | T 8 | DIP MACHINERY & EQUIPMENT | | | 102,480 |
| | NR-D | | T 106 | DIP NON-RES. LAND & IMPROVEMENTS | | | 14,010 |
| | | | 100% | Alberta School Foundation Fund | | Taxable Total: | 116,490 |
| 917610160 | 16-NE-10-26-17-4 | 0.00 Acres | | | | | |
| | ME-D IMPROVEMENTS | | T 8 | DIP MACHINERY & EQUIPMENT | | | 601,180 |
| | NR-D | | T 106 | DIP NON-RES. LAND & IMPROVEMENTS | | | 74,120 |
| | | | 100% | Alberta School Foundation Fund | | Taxable Total: | 675,300 |
| 917614070 | 7-SE-14-26-17-4 | 0.00 Acres | DOWNHOLE 16-14-27-17W4 | | | | |
| | ME-D IMPROVEMENTS | | T 8 | DIP MACHINERY & EQUIPMENT | | | 91,340 |
| | NR-D | | T 106 | DIP NON-RES. LAND & IMPROVEMENTS | | | 13,320 |
| | | | 100% | Alberta School Foundation Fund | | Taxable Total: | 104,660 |
| 917614130 | 12-NW-14-26-17-4 | 0.00 Acres | Downhole 13-14-26-17W4 | | | | |
| | ME-D IMPROVEMENTS | | T 8 | DIP MACHINERY & EQUIPMENT | | | 110,960 |
| | NR-D | | T 106 | DIP NON-RES. LAND & IMPROVEMENTS | | | 12,570 |
| | | | 100% | Alberta School Foundation Fund | | Taxable Total: | 123,530 |
| 917615080 | 8-SE-15-26-17-4 | 0.00 Acres | | | | | |
| | ME-D IMPROVEMENTS | | T 8 | DIP MACHINERY & EQUIPMENT | | | 175,040 |
| | NR-D | | T 106 | DIP NON-RES. LAND & IMPROVEMENTS | | | 15,490 |



2020 Assessment Roll (Valuation Date 1-July, 2020) 2021 Taxation Year, Wheatland County

Assessment Year: 2020
Tax Year: 2021

| Roll | Legal Address | | | | Total |
|-----------|-------------------|------------|-------------------------------------|----------------------------------|-----------|
| | | | 100% Alberta School Foundation Fund | Taxable Total: | 190,530 |
| 917615100 | 10-NE-15-26-17-4 | 0.00 Acres | | | |
| | ME-D IMPROVEMENTS | | T 8 | DIP MACHINERY & EQUIPMENT | 359,680 |
| | NR-D | | T 106 | DIP NON-RES. LAND & IMPROVEMENTS | 27,310 |
| | | | 100% Alberta School Foundation Fund | Taxable Total: | 386,990 |
| 917616070 | 7-SE-16-26-17-4 | 0.00 Acres | | | |
| | ME-D IMPROVEMENTS | | T 8 | DIP MACHINERY & EQUIPMENT | 134,610 |
| | NR-D | | T 106 | DIP NON-RES. LAND & IMPROVEMENTS | 11,420 |
| | | | 100% Alberta School Foundation Fund | Taxable Total: | 146,030 |
| 917616150 | 15-NE-16-26-17-4 | 0.00 Acres | | | |
| | ME-D IMPROVEMENTS | | T 8 | DIP MACHINERY & EQUIPMENT | 127,920 |
| | NR-D | | T 106 | DIP NON-RES. LAND & IMPROVEMENTS | 12,080 |
| | | | 100% Alberta School Foundation Fund | Taxable Total: | 140,000 |
| 917618110 | 11-NW-18-26-17-4 | 0.00 Acres | | | |
| | ME-D IMPROVEMENTS | | T 8 | DIP MACHINERY & EQUIPMENT | 58,930 |
| | NR-D | | T 106 | DIP NON-RES. LAND & IMPROVEMENTS | 6,290 |
| | | | 100% Alberta School Foundation Fund | Taxable Total: | 65,220 |
| 917620020 | 2-SE-20-26-17-4 | 0.00 Acres | | | |
| | ME-D IMPROVEMENTS | | T 8 | DIP MACHINERY & EQUIPMENT | 48,410 |
| | NR-D | | T 106 | DIP NON-RES. LAND & IMPROVEMENTS | 26,720 |
| | | | 100% Alberta School Foundation Fund | Taxable Total: | 75,130 |
| 917620130 | 13-NW-20-26-17-4 | 0.00 Acres | | | |
| | ME-D IMPROVEMENTS | | T 8 | DIP MACHINERY & EQUIPMENT | 46,980 |
| | NR-D | | T 106 | DIP NON-RES. LAND & IMPROVEMENTS | 8,910 |
| | | | 100% Alberta School Foundation Fund | Taxable Total: | 55,890 |
| 917620160 | 16-NE-20-26-17-4 | 0.00 Acres | | | |
| | ME-D IMPROVEMENTS | | T 8 | DIP MACHINERY & EQUIPMENT | 1,087,850 |
| | NR-D | | T 106 | DIP NON-RES. LAND & IMPROVEMENTS | 119,420 |
| | | | 100% Alberta School Foundation Fund | Taxable Total: | 1,207,270 |



2020 Assessment Roll (Valuation Date 1-July, 2020) 2021 Taxation Year, Wheatland County

Assessment Year: 2020
Tax Year: 2021

| Roll | Legal Address | | | | Total |
|-----------|-------------------|------------|-------------------------------------|----------------------------------|-----------|
| 917628140 | 14-NW-28-26-17-4 | 0.00 Acres | | | |
| | NR-D IMPROVEMENTS | | T 106 | DIP NON-RES. LAND & IMPROVEMENTS | 2,910 |
| | | | 100% Alberta School Foundation Fund | | |
| 917629100 | 11-NW-29-26-17-4 | 0.00 Acres | | | |
| | ME-D IMPROVEMENTS | | T 8 | DIP MACHINERY & EQUIPMENT | 227,230 |
| | NR-D | | T 106 | DIP NON-RES. LAND & IMPROVEMENTS | 24,230 |
| | | | 100% Alberta School Foundation Fund | | |
| | | | Taxable Total: | | |
| | | | | | |
| 917629150 | 15-NE-29-26-17-4 | 0.00 Acres | | | |
| | ME-D IMPROVEMENTS | | T 8 | DIP MACHINERY & EQUIPMENT | 1,845,980 |
| | NR-D | | T 106 | DIP NON-RES. LAND & IMPROVEMENTS | 324,270 |
| | | | 100% Alberta School Foundation Fund | | |
| | | | Taxable Total: | | |
| | | | | | |
| 917630130 | 13-NW-30-26-17-4 | 0.00 Acres | | | |
| | ME-D IMPROVEMENTS | | T 8 | DIP MACHINERY & EQUIPMENT | 231,680 |
| | NR-D | | T 106 | DIP NON-RES. LAND & IMPROVEMENTS | 20,650 |
| | | | 100% Alberta School Foundation Fund | | |
| | | | Taxable Total: | | |
| | | | | | |
| 917630140 | 14-NW-30-26-17-4 | 0.00 Acres | | | |
| | ME-D IMPROVEMENTS | | T 8 | DIP MACHINERY & EQUIPMENT | 45,050 |
| | NR-D | | T 106 | DIP NON-RES. LAND & IMPROVEMENTS | 6,290 |
| | | | 100% Alberta School Foundation Fund | | |
| | | | Taxable Total: | | |
| | | | | | |
| 917631070 | 7-SE-31-26-17-4 | 0.00 Acres | | | |
| | NR-D IMPROVEMENTS | | T 106 | DIP NON-RES. LAND & IMPROVEMENTS | 6,620 |
| | | | 100% Alberta School Foundation Fund | | |
| 917633040 | 4-SW-33-26-17-4 | 0.00 Acres | | | |
| | ME-D IMPROVEMENTS | | T 8 | DIP MACHINERY & EQUIPMENT | 85,960 |
| | NR-D | | T 106 | DIP NON-RES. LAND & IMPROVEMENTS | 23,030 |
| | | | 100% Alberta School Foundation Fund | | |
| | | | Taxable Total: | | |
| | | | | | |
| 917705060 | 6-SW-5-27-17-4 | 0.00 Acres | | | |



2020 Assessment Roll (Valuation Date 1-July, 2020) 2021 Taxation Year, Wheatland County

Assessment Year: 2020
Tax Year: 2021

| Roll | Legal Address | | | | | | Total |
|-----------|-------------------|------------|---|-----|-------------------------------------|----------------|---------|
| | ME-D IMPROVEMENTS | | T | 8 | DIP MACHINERY & EQUIPMENT | | 66,580 |
| | NR-D | | T | 106 | DIP NON-RES. LAND & IMPROVEMENTS | | 29,040 |
| | | | | | 100% Alberta School Foundation Fund | Taxable Total: | 95,620 |
| 917705110 | 11-NW-5-27-17-4 | 0.00 Acres | | | | | |
| | ME-D IMPROVEMENTS | | T | 8 | DIP MACHINERY & EQUIPMENT | | 684,590 |
| | NR-D | | T | 106 | DIP NON-RES. LAND & IMPROVEMENTS | | 51,140 |
| | | | | | 100% Alberta School Foundation Fund | Taxable Total: | 735,730 |
| 917705130 | 13-NW-5-27-17-4 | 0.00 Acres | | | | | |
| | ME-D IMPROVEMENTS | | T | 8 | DIP MACHINERY & EQUIPMENT | | 459,400 |
| | NR-D | | T | 106 | DIP NON-RES. LAND & IMPROVEMENTS | | 35,700 |
| | | | | | 100% Alberta School Foundation Fund | Taxable Total: | 495,100 |
| 917705150 | 15-NE-5-27-17-4 | 0.00 Acres | | | | | |
| | ME-D IMPROVEMENTS | | T | 8 | DIP MACHINERY & EQUIPMENT | | 415,160 |
| | NR-D | | T | 106 | DIP NON-RES. LAND & IMPROVEMENTS | | 59,330 |
| | | | | | 100% Alberta School Foundation Fund | Taxable Total: | 474,490 |
| 917705160 | 16-NE-5-27-17-4 | 0.00 Acres | | | | | |
| | ME-D IMPROVEMENTS | | T | 8 | DIP MACHINERY & EQUIPMENT | | 124,510 |
| | NR-D | | T | 106 | DIP NON-RES. LAND & IMPROVEMENTS | | 19,240 |
| | | | | | 100% Alberta School Foundation Fund | Taxable Total: | 143,750 |
| 917706080 | 8-SE-6-27-17-4 | 0.00 Acres | | | | | |
| | ME-D IMPROVEMENTS | | T | 8 | DIP MACHINERY & EQUIPMENT | | 112,160 |
| | NR-D | | T | 106 | DIP NON-RES. LAND & IMPROVEMENTS | | 9,790 |
| | | | | | 100% Alberta School Foundation Fund | Taxable Total: | 121,950 |
| 917706090 | 9-NE-6-27-17-4 | 0.00 Acres | | | | | |
| | ME-D IMPROVEMENTS | | T | 8 | DIP MACHINERY & EQUIPMENT | | 397,930 |
| | NR-D | | T | 106 | DIP NON-RES. LAND & IMPROVEMENTS | | 26,680 |
| | | | | | 100% Alberta School Foundation Fund | Taxable Total: | 424,610 |
| 917706100 | 10-NE-6-27-17-4 | 0.00 Acres | | | | | |
| | ME-D IMPROVEMENTS | | T | 8 | DIP MACHINERY & EQUIPMENT | | 68,050 |



2020 Assessment Roll (Valuation Date 1-July, 2020) 2021 Taxation Year, Wheatland County

Assessment Year: 2020
Tax Year: 2021

| Roll | Legal Address | | | | | Total |
|-----------|-------------------|------------|----------------------------------|----------------|--|---------|
| | NR-D | T 106 | DIP NON-RES. LAND & IMPROVEMENTS | | | 10,820 |
| | | 100% | Alberta School Foundation Fund | Taxable Total: | | 78,870 |
| 917706140 | 14-NW-6-27-17-4 | 0.00 Acres | | | | |
| | ME-D IMPROVEMENTS | T 8 | DIP MACHINERY & EQUIPMENT | | | 74,460 |
| | NR-D | T 106 | DIP NON-RES. LAND & IMPROVEMENTS | | | 32,200 |
| | | 100% | Alberta School Foundation Fund | Taxable Total: | | 106,660 |
| 917707040 | 4-SW-7-27-17-4 | 0.00 Acres | DH: 5-12-27-18-W4 | | | |
| | ME-D IMPROVEMENTS | T 8 | DIP MACHINERY & EQUIPMENT | | | 329,430 |
| | NR-D | T 106 | DIP NON-RES. LAND & IMPROVEMENTS | | | 19,410 |
| | | 100% | Alberta School Foundation Fund | Taxable Total: | | 348,840 |
| 917707070 | 7-SE-7-27-17-4 | 0.00 Acres | | | | |
| | NR-D IMPROVEMENTS | T 106 | DIP NON-RES. LAND & IMPROVEMENTS | Taxable Total: | | 2,210 |
| | | 100% | Alberta School Foundation Fund | | | |
| 917707160 | 16-NE-7-27-17-4 | 0.00 Acres | | | | |
| | ME-D IMPROVEMENTS | T 8 | DIP MACHINERY & EQUIPMENT | | | 58,020 |
| | NR-D | T 106 | DIP NON-RES. LAND & IMPROVEMENTS | | | 7,400 |
| | | 100% | Alberta School Foundation Fund | Taxable Total: | | 65,420 |
| 917708030 | 3-SW-8-27-17-4 | 0.00 Acres | | | | |
| | ME-D IMPROVEMENTS | T 8 | DIP MACHINERY & EQUIPMENT | | | 82,150 |
| | NR-D | T 106 | DIP NON-RES. LAND & IMPROVEMENTS | | | 9,170 |
| | | 100% | Alberta School Foundation Fund | Taxable Total: | | 91,320 |
| 918402060 | 6-SW-2-24-18-4 | 0.00 Acres | | | | |
| | ME-D IMPROVEMENTS | T 8 | DIP MACHINERY & EQUIPMENT | | | 90,760 |
| | NR-D | T 106 | DIP NON-RES. LAND & IMPROVEMENTS | | | 19,690 |
| | | 100% | Alberta School Foundation Fund | Taxable Total: | | 110,450 |
| 918402100 | 10-NE-2-24-18-4 | 0.00 Acres | | | | |
| | ME-D IMPROVEMENTS | T 8 | DIP MACHINERY & EQUIPMENT | | | 86,540 |
| | NR-D | T 106 | DIP NON-RES. LAND & IMPROVEMENTS | | | 11,140 |
| | | 100% | Alberta School Foundation Fund | Taxable Total: | | 97,680 |



2020 Assessment Roll (Valuation Date 1-July, 2020) 2021 Taxation Year, Wheatland County

Assessment Year: 2020
Tax Year: 2021

| Roll | Legal Address | | | | Total |
|-----------|--------------------------|------------|-------|-------------------------------------|---------|
| 918403020 | 2-SE-3-24-18-4 | 0.00 Acres | | | |
| | NR-D IMPROVEMENTS | | T 106 | DIP NON-RES. LAND & IMPROVEMENTS | 4,710 |
| | | | | 100% Alberta School Foundation Fund | |
| 918403030 | 3-SW-3-24-18-4 | 0.00 Acres | | | |
| | ME-D IMPROVEMENTS | | T 8 | DIP MACHINERY & EQUIPMENT | 96,410 |
| | NR-D | | T 106 | DIP NON-RES. LAND & IMPROVEMENTS | 13,140 |
| | | | | 100% Alberta School Foundation Fund | |
| | | | | Taxable Total: | 109,550 |
| 918403160 | 16-NE-3-24-18-4 | 0.00 Acres | | | |
| | ME-D IMPROVEMENTS | | T 8 | DIP MACHINERY & EQUIPMENT | 134,690 |
| | NR-D | | T 106 | DIP NON-RES. LAND & IMPROVEMENTS | 8,910 |
| | | | | 100% Alberta School Foundation Fund | |
| | | | | Taxable Total: | 143,600 |
| 918404060 | 6-SW-4-24-18-4 | 0.00 Acres | | | |
| | ME-D IMPROVEMENTS | | T 8 | DIP MACHINERY & EQUIPMENT | 76,130 |
| | NR-D | | T 106 | DIP NON-RES. LAND & IMPROVEMENTS | 9,220 |
| | | | | 100% Alberta School Foundation Fund | |
| | | | | Taxable Total: | 85,350 |
| 918405100 | 10-NE-5-24-18-4 | 1.00 Acres | | | |
| | ME-D LAND & IMPROVEMENTS | | T 8 | DIP MACHINERY & EQUIPMENT | 667,080 |
| | NR-D | | T 106 | DIP NON-RES. LAND & IMPROVEMENTS | 123,330 |
| | | | | 100% Alberta School Foundation Fund | |
| | | | | Taxable Total: | 790,410 |
| 918406150 | 15-NE-6-24-18-4 | 0.00 Acres | | | |
| | ME-D IMPROVEMENTS | | T 8 | DIP MACHINERY & EQUIPMENT | 96,270 |
| | NR-D | | T 106 | DIP NON-RES. LAND & IMPROVEMENTS | 12,960 |
| | | | | 100% Alberta School Foundation Fund | |
| | | | | Taxable Total: | 109,230 |
| 918407060 | 6-SW-7-24-18-4 | 0.00 Acres | | | |
| | NR-D IMPROVEMENTS | | T 106 | DIP NON-RES. LAND & IMPROVEMENTS | 3,870 |
| | | | | 100% Alberta School Foundation Fund | |
| 918408030 | 3-SW-8-24-18-4 | 0.00 Acres | | | |



2020 Assessment Roll (Valuation Date 1-July, 2020) 2021 Taxation Year, Wheatland County

Assessment Year: 2020
Tax Year: 2021

| Roll | Legal Address | | | | | | Total |
|-----------|-------------------|------------|---------------|------|----------------------------------|----------------|---------|
| | ME-D IMPROVEMENTS | | T | 8 | DIP MACHINERY & EQUIPMENT | | 112,230 |
| | NR-D | | T | 106 | DIP NON-RES. LAND & IMPROVEMENTS | | 16,010 |
| | | | | 100% | Alberta School Foundation Fund | Taxable Total: | 128,240 |
| 918408080 | 8-SE-8-24-18-4 | 0.00 Acres | | | | | |
| | ME-D IMPROVEMENTS | | T | 8 | DIP MACHINERY & EQUIPMENT | | 115,280 |
| | NR-D | | T | 106 | DIP NON-RES. LAND & IMPROVEMENTS | | 12,430 |
| | | | | 100% | Alberta School Foundation Fund | Taxable Total: | 127,710 |
| 918408150 | 15-NE-8-24-18-4 | 0.00 Acres | | | | | |
| | | | DH 14-8-24-18 | | | | |
| | ME-D IMPROVEMENTS | | T | 8 | DIP MACHINERY & EQUIPMENT | | 87,530 |
| | NR-D | | T | 106 | DIP NON-RES. LAND & IMPROVEMENTS | | 11,770 |
| | | | | 100% | Alberta School Foundation Fund | Taxable Total: | 99,300 |
| 918408160 | 16-NE-8-24-18-4 | 0.00 Acres | | | | | |
| | NR-D IMPROVEMENTS | | T | 106 | DIP NON-RES. LAND & IMPROVEMENTS | Taxable Total: | 4,970 |
| | | | | 100% | Alberta School Foundation Fund | | |
| 918409010 | 1-SE-9-24-18-4 | 0.00 Acres | | | | | |
| | NR-D IMPROVEMENTS | | T | 106 | DIP NON-RES. LAND & IMPROVEMENTS | Taxable Total: | 12,610 |
| | | | | 100% | Alberta School Foundation Fund | | |
| 918409040 | 4-SW-9-24-18-4 | 0.00 Acres | | | | | |
| | ME-D IMPROVEMENTS | | T | 8 | DIP MACHINERY & EQUIPMENT | | 115,690 |
| | NR-D | | T | 106 | DIP NON-RES. LAND & IMPROVEMENTS | | 14,030 |
| | | | | 100% | Alberta School Foundation Fund | Taxable Total: | 129,720 |
| 918409120 | 12-NW-9-24-18-4 | 0.00 Acres | | | | | |
| | ME-D IMPROVEMENTS | | T | 8 | DIP MACHINERY & EQUIPMENT | | 130,390 |
| | NR-D | | T | 106 | DIP NON-RES. LAND & IMPROVEMENTS | | 13,140 |
| | | | | 100% | Alberta School Foundation Fund | Taxable Total: | 143,530 |
| 918409140 | 14-NW-9-24-18-4 | 0.00 Acres | | | | | |
| | ME-D IMPROVEMENTS | | T | 8 | DIP MACHINERY & EQUIPMENT | | 90,760 |
| | NR-D | | T | 106 | DIP NON-RES. LAND & IMPROVEMENTS | | 12,610 |
| | | | | 100% | Alberta School Foundation Fund | Taxable Total: | 103,370 |



2020 Assessment Roll (Valuation Date 1-July, 2020) 2021 Taxation Year, Wheatland County

Assessment Year: 2020
Tax Year: 2021

| Roll | Legal Address | | | | Total |
|-----------|-------------------|------------|-------------------------------------|----------------------------------|---------|
| 918411160 | 16-NE-11-24-18-4 | 0.00 Acres | | | |
| | ME-D IMPROVEMENTS | | T 8 | DIP MACHINERY & EQUIPMENT | 109,590 |
| | NR-D | | T 106 | DIP NON-RES. LAND & IMPROVEMENTS | 12,610 |
| | | | 100% Alberta School Foundation Fund | Taxable Total: | 122,200 |
| 918412100 | 10-NE-12-24-18-4 | 0.00 Acres | | | |
| | ME-D IMPROVEMENTS | | T 8 | DIP MACHINERY & EQUIPMENT | 109,400 |
| | NR-D | | T 106 | DIP NON-RES. LAND & IMPROVEMENTS | 12,430 |
| | | | 100% Alberta School Foundation Fund | Taxable Total: | 121,830 |
| 918414110 | 11-NW-14-24-18-4 | 0.00 Acres | | | |
| | NR-D IMPROVEMENTS | | T 106 | DIP NON-RES. LAND & IMPROVEMENTS | 4,330 |
| | | | 100% Alberta School Foundation Fund | Taxable Total: | |
| 918416060 | 6-SW-16-24-18-4 | 0.00 Acres | | | |
| | NR-D IMPROVEMENTS | | T 106 | DIP NON-RES. LAND & IMPROVEMENTS | 12,080 |
| | | | 100% Alberta School Foundation Fund | Taxable Total: | |
| 918416090 | 9-NE-16-24-18-4 | 0.00 Acres | | | |
| | ME-D IMPROVEMENTS | | T 8 | DIP MACHINERY & EQUIPMENT | 99,810 |
| | NR-D | | T 106 | DIP NON-RES. LAND & IMPROVEMENTS | 13,140 |
| | | | 100% Alberta School Foundation Fund | Taxable Total: | 112,950 |
| 918416120 | 12-NW-16-24-18-4 | 0.00 Acres | | | |
| | ME-D IMPROVEMENTS | | T 8 | DIP MACHINERY & EQUIPMENT | 102,800 |
| | NR-D | | T 106 | DIP NON-RES. LAND & IMPROVEMENTS | 13,140 |
| | | | 100% Alberta School Foundation Fund | Taxable Total: | 115,940 |
| 918416150 | 15-NE-16-24-18-4 | 0.00 Acres | | | |
| | NR-D IMPROVEMENTS | | T 106 | DIP NON-RES. LAND & IMPROVEMENTS | 5,400 |
| | | | 100% Alberta School Foundation Fund | Taxable Total: | |
| 918417060 | 6-SW-17-24-18-4 | 0.00 Acres | | | |
| | ME-D IMPROVEMENTS | | T 8 | DIP MACHINERY & EQUIPMENT | 209,540 |



2020 Assessment Roll (Valuation Date 1-July, 2020) 2021 Taxation Year, Wheatland County

Assessment Year: 2020
Tax Year: 2021

| Roll | Legal Address | | | | | | Total |
|-----------|------------------|------------|-------------------|-------|----------------------------------|----------------|---------|
| 918417140 | 14-NW-17-24-18-4 | 0.00 Acres | NR-D | T 106 | DIP NON-RES. LAND & IMPROVEMENTS | | 21,520 |
| | | | | 100% | Alberta School Foundation Fund | Taxable Total: | 231,060 |
| | | | | | | | |
| 918417160 | 16-NE-17-24-18-4 | 0.00 Acres | ME-D IMPROVEMENTS | T 8 | DIP MACHINERY & EQUIPMENT | | 99,810 |
| | | | NR-D | T 106 | DIP NON-RES. LAND & IMPROVEMENTS | | 13,140 |
| | | | | 100% | Alberta School Foundation Fund | Taxable Total: | 112,950 |
| 918419080 | 8-SE-19-24-18-4 | 0.00 Acres | ME-D IMPROVEMENTS | T 8 | DIP MACHINERY & EQUIPMENT | | 79,880 |
| | | | NR-D | T 106 | DIP NON-RES. LAND & IMPROVEMENTS | | 12,110 |
| | | | | 100% | Alberta School Foundation Fund | Taxable Total: | 91,990 |
| 918420060 | 6-SW-20-24-18-4 | 0.00 Acres | ME-D IMPROVEMENTS | T 8 | DIP MACHINERY & EQUIPMENT | | 90,760 |
| | | | NR-D | T 106 | DIP NON-RES. LAND & IMPROVEMENTS | | 12,610 |
| | | | | 100% | Alberta School Foundation Fund | Taxable Total: | 103,370 |
| 918420080 | 8-SE-20-24-18-4 | 0.00 Acres | ME-D IMPROVEMENTS | T 8 | DIP MACHINERY & EQUIPMENT | | 151,950 |
| | | | NR-D | T 106 | DIP NON-RES. LAND & IMPROVEMENTS | | 12,080 |
| | | | | 100% | Alberta School Foundation Fund | Taxable Total: | 164,030 |
| 918420140 | 14-NW-20-24-18-4 | 0.00 Acres | ME-D IMPROVEMENTS | T 8 | DIP MACHINERY & EQUIPMENT | | 77,740 |
| | | | NR-D | T 106 | DIP NON-RES. LAND & IMPROVEMENTS | | 11,770 |
| | | | | 100% | Alberta School Foundation Fund | Taxable Total: | 89,510 |
| 918421040 | 4-SW-21-24-18-4 | 0.00 Acres | ME-D IMPROVEMENTS | T 8 | DIP MACHINERY & EQUIPMENT | | 108,600 |
| | | | NR-D | T 106 | DIP NON-RES. LAND & IMPROVEMENTS | | 11,770 |
| | | | | 100% | Alberta School Foundation Fund | Taxable Total: | 120,370 |
| 918421040 | 4-SW-21-24-18-4 | 0.00 Acres | NR-D IMPROVEMENTS | T 106 | DIP NON-RES. LAND & IMPROVEMENTS | | 15,700 |
| | | | | 100% | Alberta School Foundation Fund | Taxable Total: | |
| | | | | | | | |



2020 Assessment Roll (Valuation Date 1-July, 2020) 2021 Taxation Year, Wheatland County

Assessment Year: 2020
Tax Year: 2021

| Roll | Legal Address | | | | Total |
|-----------|--------------------------|------------|-------|-------------------------------------|-----------|
| 918421060 | 6-SW-21-24-18-4 | 0.00 Acres | | | |
| | ME-D IMPROVEMENTS | | T 8 | DIP MACHINERY & EQUIPMENT | 89,130 |
| | NR-D | | T 106 | DIP NON-RES. LAND & IMPROVEMENTS | 12,430 |
| | | | | 100% Alberta School Foundation Fund | |
| | | | | Taxable Total: | 101,560 |
| 918421120 | 12-NW-21-24-18-4 | 0.00 Acres | | | |
| | NR-D IMPROVEMENTS | | T 106 | DIP NON-RES. LAND & IMPROVEMENTS | 5,260 |
| | | | | 100% Alberta School Foundation Fund | |
| 918422100 | 10-NE-22-24-18-4 | 0.00 Acres | | | |
| | NR-D IMPROVEMENTS | | T 106 | DIP NON-RES. LAND & IMPROVEMENTS | 2,980 |
| | | | | 100% Alberta School Foundation Fund | |
| | | | | Taxable Total: | |
| 918423100 | 10-NE-23-24-18-4 | 5.78 Acres | | TORXEN Gas Plant | |
| | ME-D LAND & IMPROVEMENTS | | T 8 | DIP MACHINERY & EQUIPMENT | 3,039,900 |
| | NR-D | | T 106 | DIP NON-RES. LAND & IMPROVEMENTS | 684,840 |
| | | | | 100% Alberta School Foundation Fund | |
| | | | | Taxable Total: | 3,724,740 |
| 918424060 | 6-SW-24-24-18-4 | 0.00 Acres | | | |
| | ME-D IMPROVEMENTS | | T 8 | DIP MACHINERY & EQUIPMENT | 91,000 |
| | NR-D | | T 106 | DIP NON-RES. LAND & IMPROVEMENTS | 12,430 |
| | | | | 100% Alberta School Foundation Fund | |
| | | | | Taxable Total: | 103,430 |
| 918424160 | 16-NE-24-24-18-4 | 0.00 Acres | | | |
| | ME-D IMPROVEMENTS | | T 8 | DIP MACHINERY & EQUIPMENT | 79,830 |
| | NR-D | | T 106 | DIP NON-RES. LAND & IMPROVEMENTS | 9,980 |
| | | | | 100% Alberta School Foundation Fund | |
| | | | | Taxable Total: | 89,810 |
| 918425060 | 6-SW-25-24-18-4 | 0.00 Acres | | | |
| | ME-D IMPROVEMENTS | | T 8 | DIP MACHINERY & EQUIPMENT | 106,670 |
| | NR-D | | T 106 | DIP NON-RES. LAND & IMPROVEMENTS | 12,890 |
| | | | | 100% Alberta School Foundation Fund | |
| | | | | Taxable Total: | 119,560 |
| 918425100 | 10-NE-25-24-18-4 | 0.00 Acres | | | |



2020 Assessment Roll (Valuation Date 1-July, 2020) 2021 Taxation Year, Wheatland County

Assessment Year: 2020
Tax Year: 2021

| Roll | Legal Address | | | | | | Total |
|-----------|-------------------|------------|---|-----|-------------------------------------|----------------|---------|
| | NR-D IMPROVEMENTS | | T | 106 | DIP NON-RES. LAND & IMPROVEMENTS | Taxable Total: | 12,110 |
| 918427090 | 9-NE-27-24-18-4 | 0.00 Acres | | | 100% Alberta School Foundation Fund | | |
| | NR-D IMPROVEMENTS | | T | 106 | DIP NON-RES. LAND & IMPROVEMENTS | Taxable Total: | 4,970 |
| 918429070 | 7-SE-29-24-18-4 | 0.00 Acres | | | 100% Alberta School Foundation Fund | | |
| | ME-D IMPROVEMENTS | | T | 8 | DIP MACHINERY & EQUIPMENT | | 164,160 |
| | NR-D | | T | 106 | DIP NON-RES. LAND & IMPROVEMENTS | | 10,030 |
| | | | | | 100% Alberta School Foundation Fund | Taxable Total: | 174,190 |
| 918429150 | 15-NE-29-24-18-4 | 0.00 Acres | | | | | |
| | ME-D IMPROVEMENTS | | T | 8 | DIP MACHINERY & EQUIPMENT | | 91,990 |
| | NR-D | | T | 106 | DIP NON-RES. LAND & IMPROVEMENTS | | 13,140 |
| | | | | | 100% Alberta School Foundation Fund | Taxable Total: | 105,130 |
| 918430080 | 8-SE-30-24-18-4 | 0.00 Acres | | | | | |
| | NR-D IMPROVEMENTS | | T | 106 | DIP NON-RES. LAND & IMPROVEMENTS | Taxable Total: | 5,610 |
| 918431010 | 1-SE-31-24-18-4 | 0.00 Acres | | | 100% Alberta School Foundation Fund | | |
| | NR-D IMPROVEMENTS | | T | 106 | DIP NON-RES. LAND & IMPROVEMENTS | Taxable Total: | 12,430 |
| 918431150 | 15-NE-31-24-18-4 | 0.00 Acres | | | 100% Alberta School Foundation Fund | | |
| | ME-D IMPROVEMENTS | | T | 8 | DIP MACHINERY & EQUIPMENT | | 116,590 |
| | NR-D | | T | 106 | DIP NON-RES. LAND & IMPROVEMENTS | | 14,030 |
| | | | | | 100% Alberta School Foundation Fund | Taxable Total: | 130,620 |
| 918432070 | 7-SE-32-24-18-4 | 0.00 Acres | | | | | |
| | ME-D IMPROVEMENTS | | T | 8 | DIP MACHINERY & EQUIPMENT | | 133,720 |
| | NR-D | | T | 106 | DIP NON-RES. LAND & IMPROVEMENTS | | 12,080 |
| | | | | | 100% Alberta School Foundation Fund | Taxable Total: | 145,800 |



2020 Assessment Roll (Valuation Date 1-July, 2020)
2021 Taxation Year, Wheatland County

Assessment Year: 2020
Tax Year: 2021

| Roll | Legal Address | | | | Total |
|-----------|-------------------|------------|-------|----------------------------------|------------------------|
| 918432140 | 14-NW-32-24-18-4 | 0.00 Acres | | | |
| | ME-D IMPROVEMENTS | | T 8 | DIP MACHINERY & EQUIPMENT | 99,810 |
| | NR-D | | T 106 | DIP NON-RES. LAND & IMPROVEMENTS | 13,140 |
| | | | 100% | Alberta School Foundation Fund | Taxable Total: 112,950 |
| 918433060 | 6-SW-33-24-18-4 | 0.00 Acres | | | |
| | ME-D IMPROVEMENTS | | T 8 | DIP MACHINERY & EQUIPMENT | 92,240 |
| | NR-D | | T 106 | DIP NON-RES. LAND & IMPROVEMENTS | 12,080 |
| | | | 100% | Alberta School Foundation Fund | Taxable Total: 104,320 |
| 918435010 | 1-SE-35-24-18-4 | 0.00 Acres | | | |
| | ME-D IMPROVEMENTS | | T 8 | DIP MACHINERY & EQUIPMENT | 93,480 |
| | NR-D | | T 106 | DIP NON-RES. LAND & IMPROVEMENTS | 12,610 |
| | | | 100% | Alberta School Foundation Fund | Taxable Total: 106,090 |
| 918436150 | 15-NE-36-24-18-4 | 0.00 Acres | | | |
| | NR-D IMPROVEMENTS | | T 106 | DIP NON-RES. LAND & IMPROVEMENTS | Taxable Total: 5,150 |
| | | | 100% | Alberta School Foundation Fund | |
| 918501070 | 7-SE-1-25-18-4 | 0.00 Acres | | D.H 1-1 | |
| | NR-D IMPROVEMENTS | | T 106 | DIP NON-RES. LAND & IMPROVEMENTS | Taxable Total: 5,400 |
| | | | 100% | Alberta School Foundation Fund | |
| 918501080 | 8-SE-1-25-18-4 | 0.00 Acres | | | |
| | ME-D IMPROVEMENTS | | T 8 | DIP MACHINERY & EQUIPMENT | 179,280 |
| | NR-D | | T 106 | DIP NON-RES. LAND & IMPROVEMENTS | 10,020 |
| | | | 100% | Alberta School Foundation Fund | Taxable Total: 189,300 |
| 918501120 | 12-NW-1-25-18-4 | 0.00 Acres | | | |
| | ME-D IMPROVEMENTS | | T 8 | DIP MACHINERY & EQUIPMENT | 94,890 |
| | NR-D | | T 106 | DIP NON-RES. LAND & IMPROVEMENTS | 12,960 |
| | | | 100% | Alberta School Foundation Fund | Taxable Total: 107,850 |
| 918502080 | 8-SE-2-25-18-4 | 0.00 Acres | | | |



2020 Assessment Roll (Valuation Date 1-July, 2020) 2021 Taxation Year, Wheatland County

Assessment Year: 2020
Tax Year: 2021

| Roll | Legal Address | | | | | Total |
|-----------|----------------------------|-------------------|-------|----------------------------------|----------------|---------|
| 918505070 | 7-SE-5-25-18-4 0.00 Acres | NR-D IMPROVEMENTS | T 106 | DIP NON-RES. LAND & IMPROVEMENTS | Taxable Total: | 5,040 |
| | | | 100% | Alberta School Foundation Fund | | |
| | | | | | | |
| 918505150 | 15-NE-5-25-18-4 0.00 Acres | ME-D IMPROVEMENTS | T 8 | DIP MACHINERY & EQUIPMENT | | 90,390 |
| | | NR-D | T 106 | DIP NON-RES. LAND & IMPROVEMENTS | | 17,920 |
| | | | 100% | Alberta School Foundation Fund | Taxable Total: | 108,310 |
| 918506040 | 4-SW-6-25-18-4 0.00 Acres | ME-D IMPROVEMENTS | T 8 | DIP MACHINERY & EQUIPMENT | | 122,490 |
| | | NR-D | T 106 | DIP NON-RES. LAND & IMPROVEMENTS | | 14,390 |
| | | | 100% | Alberta School Foundation Fund | Taxable Total: | 136,880 |
| 918506120 | 12-NW-6-25-18-4 0.00 Acres | ME-D IMPROVEMENTS | T 8 | DIP MACHINERY & EQUIPMENT | | 87,270 |
| | | NR-D | T 106 | DIP NON-RES. LAND & IMPROVEMENTS | | 11,070 |
| | | | 100% | Alberta School Foundation Fund | Taxable Total: | 98,340 |
| 918507100 | 10-NE-7-25-18-4 0.00 Acres | ME-D IMPROVEMENTS | T 8 | DIP MACHINERY & EQUIPMENT | | 77,740 |
| | | NR-D | T 106 | DIP NON-RES. LAND & IMPROVEMENTS | | 11,770 |
| | | | 100% | Alberta School Foundation Fund | Taxable Total: | 89,510 |
| 918507130 | 13-NW-7-25-18-4 0.00 Acres | | | COMPRESSOR SITE | | |
| | | ME-D IMPROVEMENTS | T 8 | DIP MACHINERY & EQUIPMENT | | 101,120 |
| | | NR-D | T 106 | DIP NON-RES. LAND & IMPROVEMENTS | | 12,430 |
| 918508010 | 1-SE-8-25-18-4 0.00 Acres | | 100% | Alberta School Foundation Fund | Taxable Total: | 113,550 |
| | | ME-D IMPROVEMENTS | T 8 | DIP MACHINERY & EQUIPMENT | | 260,000 |
| | | NR-D | T 106 | DIP NON-RES. LAND & IMPROVEMENTS | | 16,940 |
| | | | 100% | Alberta School Foundation Fund | Taxable Total: | 276,940 |
| | | ME-D IMPROVEMENTS | T 8 | DIP MACHINERY & EQUIPMENT | | 112,870 |
| | | NR-D | T 106 | DIP NON-RES. LAND & IMPROVEMENTS | | 12,960 |



2020 Assessment Roll (Valuation Date 1-July, 2020) 2021 Taxation Year, Wheatland County

Assessment Year: 2020
Tax Year: 2021

| Roll | Legal Address | | | | | | Total |
|-----------|-------------------|------------|-------------------------------------|-----|----------------------------------|----------------|---------|
| | | | 100% Alberta School Foundation Fund | | Taxable Total: | | 125,830 |
| 918508070 | 7-SE-8-25-18-4 | 0.00 Acres | | | | | |
| | NR-D IMPROVEMENTS | | T | 106 | DIP NON-RES. LAND & IMPROVEMENTS | Taxable Total: | 4,970 |
| | | | 100% Alberta School Foundation Fund | | | | |
| 918510100 | 10-NE-10-25-18-4 | 0.00 Acres | | | | | |
| | ME-D IMPROVEMENTS | | T | 8 | DIP MACHINERY & EQUIPMENT | | 81,150 |
| | NR-D | | T | 106 | DIP NON-RES. LAND & IMPROVEMENTS | | 5,710 |
| | | | 100% Alberta School Foundation Fund | | Taxable Total: | | 86,860 |
| 918511060 | 6-SW-11-25-18-4 | 0.00 Acres | | | | | |
| | ME-D IMPROVEMENTS | | T | 8 | DIP MACHINERY & EQUIPMENT | | 71,180 |
| | NR-D | | T | 106 | DIP NON-RES. LAND & IMPROVEMENTS | | 14,430 |
| | | | 100% Alberta School Foundation Fund | | Taxable Total: | | 85,610 |
| 918515130 | 13-NW-15-25-18-4 | 0.00 Acres | | | | | |
| | ME-D IMPROVEMENTS | | T | 8 | DIP MACHINERY & EQUIPMENT | | 90,760 |
| | NR-D | | T | 106 | DIP NON-RES. LAND & IMPROVEMENTS | | 12,610 |
| | | | 100% Alberta School Foundation Fund | | Taxable Total: | | 103,370 |
| 918516100 | 10-NE-16-25-18-4 | 0.00 Acres | | | | | |
| | ME-D IMPROVEMENTS | | T | 8 | DIP MACHINERY & EQUIPMENT | | 66,420 |
| | NR-D | | T | 106 | DIP NON-RES. LAND & IMPROVEMENTS | | 10,600 |
| | | | 100% Alberta School Foundation Fund | | Taxable Total: | | 77,020 |
| 918518060 | 6-SW-18-25-18-4 | 0.00 Acres | | | | | |
| | ME-D IMPROVEMENTS | | T | 8 | DIP MACHINERY & EQUIPMENT | | 105,750 |
| | NR-D | | T | 106 | DIP NON-RES. LAND & IMPROVEMENTS | | 17,360 |
| | | | 100% Alberta School Foundation Fund | | Taxable Total: | | 123,110 |
| 918519060 | 6-SW-19-25-18-4 | 0.00 Acres | | | | | |
| | ME-D IMPROVEMENTS | | T | 8 | DIP MACHINERY & EQUIPMENT | | 61,770 |
| | NR-D | | T | 106 | DIP NON-RES. LAND & IMPROVEMENTS | | 6,530 |
| | | | 100% Alberta School Foundation Fund | | Taxable Total: | | 68,300 |



2020 Assessment Roll (Valuation Date 1-July, 2020) 2021 Taxation Year, Wheatland County

Assessment Year: 2020
Tax Year: 2021

| Roll | Legal Address | | | | | Total |
|-----------|-------------------|------------|------------------------|-----|-------------------------------------|---------|
| 918519110 | 11-NW-19-25-18-4 | 0.00 Acres | | | | |
| | ME-D IMPROVEMENTS | | T | 8 | DIP MACHINERY & EQUIPMENT | 75,030 |
| | NR-D | | T | 106 | DIP NON-RES. LAND & IMPROVEMENTS | 23,330 |
| | | | | | 100% Alberta School Foundation Fund | |
| | | | | | Taxable Total: | 98,360 |
| 918520040 | 4-SW-20-25-18-4 | 0.00 Acres | | | | |
| | ME-D IMPROVEMENTS | | T | 8 | DIP MACHINERY & EQUIPMENT | 115,690 |
| | NR-D | | T | 106 | DIP NON-RES. LAND & IMPROVEMENTS | 14,030 |
| | | | | | 100% Alberta School Foundation Fund | |
| | | | | | Taxable Total: | 129,720 |
| 918520100 | 10-NE-20-25-18-4 | 0.00 Acres | | | | |
| | NR-D IMPROVEMENTS | | T | 106 | DIP NON-RES. LAND & IMPROVEMENTS | 14,820 |
| | | | | | 100% Alberta School Foundation Fund | |
| | | | | | Taxable Total: | 14,820 |
| 918521110 | 11-NW-21-25-18-4 | 0.00 Acres | | | | |
| | ME-D IMPROVEMENTS | | T | 8 | DIP MACHINERY & EQUIPMENT | 100,880 |
| | NR-D | | T | 106 | DIP NON-RES. LAND & IMPROVEMENTS | 26,320 |
| | | | | | 100% Alberta School Foundation Fund | |
| | | | | | Taxable Total: | 127,200 |
| 918522110 | 11-NW-22-25-18-4 | 0.00 Acres | | | | |
| | ME-D IMPROVEMENTS | | T | 8 | DIP MACHINERY & EQUIPMENT | 50,680 |
| | NR-D | | T | 106 | DIP NON-RES. LAND & IMPROVEMENTS | 8,160 |
| | | | | | 100% Alberta School Foundation Fund | |
| | | | | | Taxable Total: | 58,840 |
| 918527010 | 1-SE-27-25-18-4 | 0.00 Acres | DOWNHOLE 4-26-25-18-W4 | | | |
| | ME-D IMPROVEMENTS | | T | 8 | DIP MACHINERY & EQUIPMENT | 104,370 |
| | NR-D | | T | 106 | DIP NON-RES. LAND & IMPROVEMENTS | 13,500 |
| | | | | | 100% Alberta School Foundation Fund | |
| | | | | | Taxable Total: | 117,870 |
| 918530020 | 2-SE-30-25-18-4 | 0.00 Acres | | | | |
| | ME-D IMPROVEMENTS | | T | 8 | DIP MACHINERY & EQUIPMENT | 254,610 |
| | NR-D | | T | 106 | DIP NON-RES. LAND & IMPROVEMENTS | 19,670 |
| | | | | | 100% Alberta School Foundation Fund | |
| | | | | | Taxable Total: | 274,280 |



2020 Assessment Roll (Valuation Date 1-July, 2020) 2021 Taxation Year, Wheatland County

Assessment Year: 2020
Tax Year: 2021

| Roll | Legal Address | | | | Total |
|-----------|-------------------|------------|-------------------------------------|----------------------------------|---------|
| 918530080 | 8-SE-30-25-18-4 | 0.00 Acres | | | |
| | ME-D IMPROVEMENTS | | T 8 | DIP MACHINERY & EQUIPMENT | 95,430 |
| | NR-D | | T 106 | DIP NON-RES. LAND & IMPROVEMENTS | 12,890 |
| | | | 100% Alberta School Foundation Fund | Taxable Total: | 108,320 |
| 918530100 | 10-NE-30-25-18-4 | 0.00 Acres | | D.H 15-30-25-18 | |
| | ME-D IMPROVEMENTS | | T 8 | DIP MACHINERY & EQUIPMENT | 99,810 |
| | NR-D | | T 106 | DIP NON-RES. LAND & IMPROVEMENTS | 11,770 |
| | | | 100% Alberta School Foundation Fund | Taxable Total: | 111,580 |
| 918532030 | 3-SW-32-25-18-4 | 0.00 Acres | | | |
| | NR-D IMPROVEMENTS | | T 106 | DIP NON-RES. LAND & IMPROVEMENTS | 6,200 |
| | | | 100% Alberta School Foundation Fund | Taxable Total: | |
| 918532060 | 6-SW-32-25-18-4 | 0.00 Acres | | DOWNHOLE 6-31-25-18-W4 | |
| | NR-D IMPROVEMENTS | | T 106 | DIP NON-RES. LAND & IMPROVEMENTS | 5,190 |
| | | | 100% Alberta School Foundation Fund | Taxable Total: | |
| 918534060 | 6-SW-34-25-18-4 | 0.00 Acres | | | |
| | ME-D IMPROVEMENTS | | T 8 | DIP MACHINERY & EQUIPMENT | 56,060 |
| | NR-D | | T 106 | DIP NON-RES. LAND & IMPROVEMENTS | 26,640 |
| | | | 100% Alberta School Foundation Fund | Taxable Total: | 82,700 |
| 918535080 | 8-SE-35-25-18-4 | 0.00 Acres | | | |
| | NR-D IMPROVEMENTS | | T 106 | DIP NON-RES. LAND & IMPROVEMENTS | 2,580 |
| | | | 100% Alberta School Foundation Fund | Taxable Total: | |
| 918536110 | 11-NW-36-25-18-4 | 0.00 Acres | | | |
| | ME-D IMPROVEMENTS | | T 8 | DIP MACHINERY & EQUIPMENT | 70,100 |
| | NR-D | | T 106 | DIP NON-RES. LAND & IMPROVEMENTS | 9,060 |
| | | | 100% Alberta School Foundation Fund | Taxable Total: | 79,160 |
| 918602060 | 6-SW-2-26-18-4 | 0.00 Acres | | | |
| | ME-D IMPROVEMENTS | | T 8 | DIP MACHINERY & EQUIPMENT | 60,710 |



2020 Assessment Roll (Valuation Date 1-July, 2020) 2021 Taxation Year, Wheatland County

Assessment Year: 2020
Tax Year: 2021

| Roll | Legal Address | | | | | Total |
|-----------|-------------------|------------|------|----------------------------------|----------------|--------|
| | NR-D | T | 106 | DIP NON-RES. LAND & IMPROVEMENTS | | 22,120 |
| | | | 100% | Alberta School Foundation Fund | Taxable Total: | 82,830 |
| 918604060 | 6-SW-4-26-18-4 | 0.00 Acres | | | | |
| | ME-D IMPROVEMENTS | T | 8 | DIP MACHINERY & EQUIPMENT | | 40,780 |
| | NR-D | T | 106 | DIP NON-RES. LAND & IMPROVEMENTS | | 6,740 |
| | | | 100% | Alberta School Foundation Fund | Taxable Total: | 47,520 |
| 918605060 | 6-SW-5-26-18-4 | | | | | |
| | NR-D IMPROVEMENTS | T | 106 | DIP NON-RES. LAND & IMPROVEMENTS | Taxable Total: | 4,840 |
| | | | 100% | Alberta School Foundation Fund | | |
| 918605100 | 10-NE-5-26-18-4 | 0.00 Acres | | | | |
| | NR-D IMPROVEMENTS | T | 106 | DIP NON-RES. LAND & IMPROVEMENTS | Taxable Total: | 2,520 |
| | | | 100% | Alberta School Foundation Fund | | |
| 918606060 | 6-SW-6-26-18-4 | 0.00 Acres | | | | |
| | NR-D IMPROVEMENTS | T | 106 | DIP NON-RES. LAND & IMPROVEMENTS | Taxable Total: | 2,760 |
| | | | 100% | Alberta School Foundation Fund | | |
| 918607060 | 6-SW-7-26-18-4 | 0.00 Acres | | | | |
| | NR-D IMPROVEMENTS | T | 106 | DIP NON-RES. LAND & IMPROVEMENTS | Taxable Total: | 3,290 |
| | | | 100% | Alberta School Foundation Fund | | |
| 918609060 | 6-SW-9-26-18-4 | 0.00 Acres | | | | |
| | ME-D IMPROVEMENTS | T | 8 | DIP MACHINERY & EQUIPMENT | | 56,110 |
| | NR-D | T | 106 | DIP NON-RES. LAND & IMPROVEMENTS | | 22,180 |
| | | | 100% | Alberta School Foundation Fund | Taxable Total: | 78,290 |
| 918610100 | 10-NE-10-26-18-4 | 0.00 Acres | | | | |
| | ME-D IMPROVEMENTS | T | 8 | DIP MACHINERY & EQUIPMENT | | 37,330 |
| | NR-D | T | 106 | DIP NON-RES. LAND & IMPROVEMENTS | | 10,830 |
| | | | 100% | Alberta School Foundation Fund | Taxable Total: | 48,160 |
| 918611100 | 10-NE-11-26-18-4 | 0.00 Acres | | | | |



2020 Assessment Roll (Valuation Date 1-July, 2020) 2021 Taxation Year, Wheatland County

Assessment Year: 2020
Tax Year: 2021

| Roll | Legal Address | | | | | | Total |
|-----------|-------------------|------------|---|-----|-------------------------------------|----------------|----------------|
| | ME-D IMPROVEMENTS | | T | 8 | DIP MACHINERY & EQUIPMENT | | 137,300 |
| | NR-D | | T | 106 | DIP NON-RES. LAND & IMPROVEMENTS | | 31,680 |
| | | | | | 100% Alberta School Foundation Fund | Taxable Total: | 168,980 |
| 918612100 | 10-NE-12-26-18-4 | 0.00 Acres | | | | | |
| | ME-D IMPROVEMENTS | | T | 8 | DIP MACHINERY & EQUIPMENT | | 59,180 |
| | NR-D | | T | 106 | DIP NON-RES. LAND & IMPROVEMENTS | | 6,680 |
| | | | | | 100% Alberta School Foundation Fund | Taxable Total: | 65,860 |
| 918613070 | 7-SE-13-26-18-4 | 0.00 Acres | | | | | |
| | ME-D IMPROVEMENTS | | T | 8 | DIP MACHINERY & EQUIPMENT | | 80,540 |
| | NR-D | | T | 106 | DIP NON-RES. LAND & IMPROVEMENTS | | 12,790 |
| | | | | | 100% Alberta School Foundation Fund | Taxable Total: | 93,330 |
| 918614060 | 6-SW-14-26-18-4 | 0.00 Acres | | | | | |
| | NR-D IMPROVEMENTS | | T | 106 | DIP NON-RES. LAND & IMPROVEMENTS | Taxable Total: | 2,470 |
| | | | | | 100% Alberta School Foundation Fund | | |
| 918614100 | 10-NE-14-26-18-4 | 0.00 Acres | | | | | |
| | NR-D IMPROVEMENTS | | T | 106 | DIP NON-RES. LAND & IMPROVEMENTS | Taxable Total: | 3,060 |
| | | | | | 100% Alberta School Foundation Fund | | |
| 918615160 | 16-NE-15-26-18-4 | 0.00 Acres | | | | | |
| | ME-D IMPROVEMENTS | | T | 8 | DIP MACHINERY & EQUIPMENT | | 109,780 |
| | NR-D | | T | 106 | DIP NON-RES. LAND & IMPROVEMENTS | | 7,460 |
| | | | | | 100% Alberta School Foundation Fund | Taxable Total: | 117,240 |
| 918616110 | 11-NW-16-26-18-4 | 0.00 Acres | | | | | |
| | ME-D IMPROVEMENTS | | T | 8 | DIP MACHINERY & EQUIPMENT | | 60,470 |
| | NR-D | | T | 106 | DIP NON-RES. LAND & IMPROVEMENTS | | 22,120 |
| | | | | | 100% Alberta School Foundation Fund | Taxable Total: | 82,590 |
| 918617060 | 6-SW-17-26-18-4 | 0.00 Acres | | | | | |
| | ME-D IMPROVEMENTS | | T | 8 | DIP MACHINERY & EQUIPMENT | | 62,130 |
| | NR-D | | T | 106 | DIP NON-RES. LAND & IMPROVEMENTS | | 7,640 |
| | | | | | 100% Alberta School Foundation Fund | Taxable Total: | 69,770 |



2020 Assessment Roll (Valuation Date 1-July, 2020) 2021 Taxation Year, Wheatland County

Assessment Year: 2020
Tax Year: 2021

| Roll | Legal Address | Total |
|-----------|-----------------------------|---|
| 918617090 | 9-NE-17-26-18-4 | |
| | ME-D IMPROVEMENTS | T 8 DIP MACHINERY & EQUIPMENT 278,420 |
| | NR-D | T 106 DIP NON-RES. LAND & IMPROVEMENTS 51,010 |
| | | 100% Alberta School Foundation Fund Taxable Total: 329,430 |
| 918617140 | 14-NW-17-26-18-4 0.00 Acres | |
| | NR-D IMPROVEMENTS | T 106 DIP NON-RES. LAND & IMPROVEMENTSTaxable Total: 2,670 |
| | | 100% Alberta School Foundation Fund |
| 918618160 | 16-NE-18-26-18-4 0.00 Acres | |
| | ME-D IMPROVEMENTS | T 8 DIP MACHINERY & EQUIPMENT 48,870 |
| | NR-D | T 106 DIP NON-RES. LAND & IMPROVEMENTS 6,170 |
| | | 100% Alberta School Foundation Fund Taxable Total: 55,040 |
| 918619080 | 8-SE-19-26-18-4 0.00 Acres | |
| | NR-D IMPROVEMENTS | T 106 DIP NON-RES. LAND & IMPROVEMENTSTaxable Total: 4,430 |
| | | 100% Alberta School Foundation Fund |
| 918619090 | 9-NE-19-26-18-4 0.00 Acres | Downhole 16-19-26-18-W4 |
| | ME-D IMPROVEMENTS | T 8 DIP MACHINERY & EQUIPMENT 58,780 |
| | NR-D | T 106 DIP NON-RES. LAND & IMPROVEMENTS 22,120 |
| | | 100% Alberta School Foundation Fund Taxable Total: 80,900 |
| 918620080 | 8-SE-20-26-18-4 0.00 Acres | |
| | NR-D IMPROVEMENTS | T 106 DIP NON-RES. LAND & IMPROVEMENTSTaxable Total: 4,160 |
| | | 100% Alberta School Foundation Fund |
| 918620100 | 10-NE-20-26-18-4 0.00 Acres | |
| | NR-D IMPROVEMENTS | T 106 DIP NON-RES. LAND & IMPROVEMENTSTaxable Total: 16,230 |
| | | 100% Alberta School Foundation Fund |
| 918621030 | 3-SW-21-26-18-4 0.00 Acres | |
| | NR-D IMPROVEMENTS | T 106 DIP NON-RES. LAND & IMPROVEMENTSTaxable Total: 14,030 |
| | | 100% Alberta School Foundation Fund |



2020 Assessment Roll (Valuation Date 1-July, 2020) 2021 Taxation Year, Wheatland County

Assessment Year: 2020
Tax Year: 2021

| Roll | Legal Address | | Total |
|-----------|--------------------------|---|-------------------------------------|
| 918621100 | 10-NE-21-26-18-4 | 0.00 Acres | |
| | NR-D IMPROVEMENTS | T 106 DIP NON-RES. LAND & IMPROVEMENTS 100% Alberta School Foundation Fund | Taxable Total: 11,420 |
| 918622010 | 1-SE-22-26-18-4 | 0.00 Acres | |
| | NR-D IMPROVEMENTS | T 106 DIP NON-RES. LAND & IMPROVEMENTS 100% Alberta School Foundation Fund | Taxable Total: 14,030 |
| 918622040 | 4-SW-22-26-18-4 | 0.00 Acres | |
| | ME-D IMPROVEMENTS | T 8 DIP MACHINERY & EQUIPMENT | 90,140 |
| | NR-D | T 106 DIP NON-RES. LAND & IMPROVEMENTS 100% Alberta School Foundation Fund | 11,470 Taxable Total: 101,610 |
| 918622110 | 11-NW-22-26-18-4 | 0.00 Acres | |
| | NR-D IMPROVEMENTS | T 106 DIP NON-RES. LAND & IMPROVEMENTS 100% Alberta School Foundation Fund | Taxable Total: 12,610 |
| 918622130 | 13-NW-22-26-18-4 | 7.00 Acres | |
| | ME-D LAND & IMPROVEMENTS | T 8 DIP MACHINERY & EQUIPMENT | 2,007,970 |
| | NR-D | T 106 DIP NON-RES. LAND & IMPROVEMENTS 100% Alberta School Foundation Fund | 251,500 Taxable Total: 2,259,470 |
| 918622160 | 16-NE-22-26-18-4 | 0.00 Acres | |
| | NR-D IMPROVEMENTS | T 106 DIP NON-RES. LAND & IMPROVEMENTS 100% Alberta School Foundation Fund | Taxable Total: 5,120 |
| 918623100 | 10-NE-23-26-18-4 | 0.00 Acres | |
| | ME-D IMPROVEMENTS | T 8 DIP MACHINERY & EQUIPMENT | 82,160 |
| | NR-D | T 106 DIP NON-RES. LAND & IMPROVEMENTS 100% Alberta School Foundation Fund | 7,640 Taxable Total: 89,800 |
| 918624090 | 9-NE-24-26-18-4 | 0.00 Acres | |
| | ME-D IMPROVEMENTS | T 8 DIP MACHINERY & EQUIPMENT | 176,560 |
| | NR-D | T 106 DIP NON-RES. LAND & IMPROVEMENTS | 15,490 |
| | | Taxable Total: | 192,050 |



2020 Assessment Roll (Valuation Date 1-July, 2020) 2021 Taxation Year, Wheatland County

Assessment Year: 2020
Tax Year: 2021

| Roll | Legal Address | 100% Alberta School Foundation Fund | Total |
|-----------|-----------------------------|--|------------------------|
| 918624160 | 16-NE-24-26-18-4 3.52 Acres | NE CORNER | |
| | NR-D LAND & IMPROVEMENTS | T 106 DIP NON-RES. LAND & IMPROVEMENTS 100% Alberta School Foundation Fund | Taxable Total: 47,720 |
| 918625160 | 16-NE-25-26-18-4 0.00 Acres | | |
| | ME-D IMPROVEMENTS | T 8 DIP MACHINERY & EQUIPMENT | 62,800 |
| | NR-D | T 106 DIP NON-RES. LAND & IMPROVEMENTS 100% Alberta School Foundation Fund | 8,430 |
| | | Taxable Total: | 71,230 |
| 918627010 | 1-SE-27-26-18-4 0.00 Acres | | |
| | ME-D IMPROVEMENTS | T 8 DIP MACHINERY & EQUIPMENT | 420,590 |
| | NR-D | T 106 DIP NON-RES. LAND & IMPROVEMENTS 100% Alberta School Foundation Fund | 60,860 |
| | | Taxable Total: | 481,450 |
| 918627040 | 4-SW-27-26-18-4 1.00 Acres | Tower- CCI wireless | |
| | NR LAND & IMPROVEMENTS | T 105 NON-RESEDENTIAL LAND & IMPROVEMENTS 100% Alberta School Foundation Fund | Taxable Total: 209,670 |
| 918628060 | 6-SW-28-26-18-4 0.00 Acres | | |
| | NR-D IMPROVEMENTS | T 106 DIP NON-RES. LAND & IMPROVEMENTS 100% Alberta School Foundation Fund | Taxable Total: 8,590 |
| 918628080 | 8-SE-28-26-18-4 0.00 Acres | D.H. 16-28-26-18W4 | |
| | ME-D IMPROVEMENTS | T 8 DIP MACHINERY & EQUIPMENT | 111,760 |
| | NR-D | T 106 DIP NON-RES. LAND & IMPROVEMENTS 100% Alberta School Foundation Fund | 14,030 |
| | | Taxable Total: | 125,790 |
| 918629060 | 6-SW-29-26-18-4 0.00 Acres | | |
| | NR-D IMPROVEMENTS | T 106 DIP NON-RES. LAND & IMPROVEMENTS 100% Alberta School Foundation Fund | Taxable Total: 20,900 |
| 918630070 | 7-SE-30-26-18-4 0.00 Acres | | |
| | ME-D IMPROVEMENTS | T 8 DIP MACHINERY & EQUIPMENT | 75,690 |
| | NR-D | T 106 DIP NON-RES. LAND & IMPROVEMENTS | 33,090 |



2020 Assessment Roll (Valuation Date 1-July, 2020) 2021 Taxation Year, Wheatland County

Assessment Year: 2020
Tax Year: 2021

| Roll | Legal Address | | | | | Total |
|-----------|-------------------|-------------------------------------|-----|----------------------------------|----------------|---------|
| | | 100% Alberta School Foundation Fund | | Taxable Total: | | 108,780 |
| 918631010 | 1-SE-31-26-18-4 | 0.00 Acres | | | | |
| | ME-D IMPROVEMENTS | T | 8 | DIP MACHINERY & EQUIPMENT | | 174,270 |
| | NR-D | T | 106 | DIP NON-RES. LAND & IMPROVEMENTS | | 24,360 |
| | | 100% Alberta School Foundation Fund | | Taxable Total: | | 198,630 |
| 918631090 | 9-NE-31-26-18-4 | 0.00 Acres | | | | |
| | ME-D IMPROVEMENTS | T | 8 | DIP MACHINERY & EQUIPMENT | | 99,810 |
| | NR-D | T | 106 | DIP NON-RES. LAND & IMPROVEMENTS | | 13,140 |
| | | 100% Alberta School Foundation Fund | | Taxable Total: | | 112,950 |
| 918631150 | 15-NE-31-26-18-4 | 0.00 Acres | | DH 11-5-27-18-W4 | | |
| | ME-D IMPROVEMENTS | T | 8 | DIP MACHINERY & EQUIPMENT | | 173,120 |
| | NR-D | T | 106 | DIP NON-RES. LAND & IMPROVEMENTS | | 13,520 |
| | | 100% Alberta School Foundation Fund | | Taxable Total: | | 186,640 |
| 918631160 | 16-NE-31-26-18-4 | | | | | |
| | ME-D IMPROVEMENTS | T | 8 | DIP MACHINERY & EQUIPMENT | | 232,560 |
| | NR-D | T | 106 | DIP NON-RES. LAND & IMPROVEMENTS | | 38,660 |
| | | 100% Alberta School Foundation Fund | | Taxable Total: | | 271,220 |
| 918632020 | 2-SE-32-26-18-4 | 0.00 Acres | | | | |
| | ME-D IMPROVEMENTS | T | 8 | DIP MACHINERY & EQUIPMENT | | 408,800 |
| | NR-D | T | 106 | DIP NON-RES. LAND & IMPROVEMENTS | | 65,950 |
| | | 100% Alberta School Foundation Fund | | Taxable Total: | | 474,750 |
| 918632070 | 7-SE-32-26-18-4 | 0.00 Acres | | | | |
| | ME-D IMPROVEMENTS | T | 8 | DIP MACHINERY & EQUIPMENT | | 65,660 |
| | NR-D | T | 106 | DIP NON-RES. LAND & IMPROVEMENTS | | 7,640 |
| | | 100% Alberta School Foundation Fund | | Taxable Total: | | 73,300 |
| 918632100 | 10-NE-32-26-18-4 | 0.00 Acres | | | | |
| | NR-D IMPROVEMENTS | T | 106 | DIP NON-RES. LAND & IMPROVEMENTS | Taxable Total: | 2,580 |
| | | 100% Alberta School Foundation Fund | | | | |



2020 Assessment Roll (Valuation Date 1-July, 2020) 2021 Taxation Year, Wheatland County

Assessment Year: 2020
Tax Year: 2021

| Roll | Legal Address | Total |
|-----------|--|------------------------------|
| 918632140 | 14-NW-32-26-18-4 0.00 Acres | |
| | ME-D IMPROVEMENTS T 8 DIP MACHINERY & EQUIPMENT | 1,062,540 |
| | NR-D T 106 DIP NON-RES. LAND & IMPROVEMENTS | 65,500 |
| | 100% Alberta School Foundation Fund Taxable Total: | 1,128,040 |
| 918633060 | 6-SW-33-26-18-4 0.00 Acres | |
| | ME-D IMPROVEMENTS T 8 DIP MACHINERY & EQUIPMENT | 44,300 |
| | NR-D T 106 DIP NON-RES. LAND & IMPROVEMENTS | 6,440 |
| | 100% Alberta School Foundation Fund Taxable Total: | 50,740 |
| 918633080 | 8-SE-33-26-18-4 0.00 Acres | |
| | NR-D IMPROVEMENTS T 106 DIP NON-RES. LAND & IMPROVEMENTSTaxable Total: | 2,310 |
| | 100% Alberta School Foundation Fund | |
| 918633160 | 16-NE-33-26-18-4 0.00 Acres | DH 7-33 |
| | NR-D IMPROVEMENTS T 106 DIP NON-RES. LAND & IMPROVEMENTSTaxable Total: | 5,410 |
| | 100% Alberta School Foundation Fund | |
| 918634070 | 7-SE-34-26-18-4 0.00 Acres | DH 2-34 &10-34 |
| | NR-D IMPROVEMENTS T 106 DIP NON-RES. LAND & IMPROVEMENTSTaxable Total: | 18,740 |
| | 100% Alberta School Foundation Fund | |
| 918634080 | 8-SE-34-26-18-4 0.00 Acres | |
| | ME-D IMPROVEMENTS T 8 DIP MACHINERY & EQUIPMENT | 76,940 |
| | NR-D T 106 DIP NON-RES. LAND & IMPROVEMENTS | 20,830 |
| | 100% Alberta School Foundation Fund Taxable Total: | 97,770 |
| 918634100 | 10-NE-34-26-18-4 0.00 Acres | BATTERY BATTERY & Compressor |
| | ME-D IMPROVEMENTS T 8 DIP MACHINERY & EQUIPMENT | 1,671,480 |
| | NR-D T 106 DIP NON-RES. LAND & IMPROVEMENTS | 193,290 |
| | 100% Alberta School Foundation Fund Taxable Total: | 1,864,770 |
| 918634110 | 11-NW-34-26-18-4 0.00 Acres | |
| | ME-D IMPROVEMENTS T 8 DIP MACHINERY & EQUIPMENT | 90,700 |



2020 Assessment Roll (Valuation Date 1-July, 2020) 2021 Taxation Year, Wheatland County

Assessment Year: 2020
Tax Year: 2021

| Roll | Legal Address | | | | | | Total |
|-----------|--------------------------|------------|-------|----------------------------------|----------------|--|-------------------|
| | NR-D | | T 106 | DIP NON-RES. LAND & IMPROVEMENTS | | | 20,070 |
| | | | 100% | Alberta School Foundation Fund | Taxable Total: | | 110,770 |
| 918634120 | 12-NW-34-26-18-4 | 0.00 Acres | | | | | |
| | ME-D IMPROVEMENTS | | T 8 | DIP MACHINERY & EQUIPMENT | | | 116,280 |
| | NR-D | | T 106 | DIP NON-RES. LAND & IMPROVEMENTS | | | 13,520 |
| | | | 100% | Alberta School Foundation Fund | Taxable Total: | | 129,800 |
| 918635061 | 6-SW-35-26-18-4 | 0.00 Acres | | | | | |
| | ME-D IMPROVEMENTS | | T 8 | DIP MACHINERY & EQUIPMENT | | | 43,720 |
| | NR-D | | T 106 | DIP NON-RES. LAND & IMPROVEMENTS | | | 6,440 |
| | | | 100% | Alberta School Foundation Fund | Taxable Total: | | 50,160 |
| 918635140 | 14-NW-35-26-18-4 | 0.00 Acres | | | | | DH: 13-1-27-18-W4 |
| | ME-D IMPROVEMENTS | | T 8 | DIP MACHINERY & EQUIPMENT | | | 208,920 |
| | NR-D | | T 106 | DIP NON-RES. LAND & IMPROVEMENTS | | | 13,520 |
| | | | 100% | Alberta School Foundation Fund | Taxable Total: | | 222,440 |
| 918636060 | 8-SE-36-26-18-4 | 0.00 Acres | | | | | |
| | NR-D IMPROVEMENTS | | T 106 | DIP NON-RES. LAND & IMPROVEMENTS | Taxable Total: | | 7,260 |
| | | | 100% | Alberta School Foundation Fund | | | |
| 918636090 | 9-NE-36-26-18-4 | 7.40 Acres | | | | | Gas Plant |
| | 264080 HWY 848 | | | | | | |
| | ME-D LAND & IMPROVEMENTS | | T 8 | DIP MACHINERY & EQUIPMENT | | | 1,542,880 |
| | NR-D | | T 106 | DIP NON-RES. LAND & IMPROVEMENTS | | | 731,250 |
| | | | 100% | Alberta School Foundation Fund | Taxable Total: | | 2,274,130 |
| 918701060 | 6-SW-1-27-18-4 | 0.00 Acres | | | | | |
| | NR-D IMPROVEMENTS | | T 106 | DIP NON-RES. LAND & IMPROVEMENTS | Taxable Total: | | 3,290 |
| | | | 100% | Alberta School Foundation Fund | | | |
| 918701140 | 14-NW-1-27-18-4 | 0.00 Acres | | | | | |
| | NR-D IMPROVEMENTS | | T 106 | DIP NON-RES. LAND & IMPROVEMENTS | Taxable Total: | | 4,360 |
| | | | 100% | Alberta School Foundation Fund | | | |



2020 Assessment Roll (Valuation Date 1-July, 2020) 2021 Taxation Year, Wheatland County

Assessment Year: 2020
Tax Year: 2021

| Roll | Legal Address | | | | Total |
|-----------|-------------------|------------|-------|----------------------------------|------------------------|
| 918702060 | 6-SW-2-27-18-4 | 0.00 Acres | | | |
| | ME-D IMPROVEMENTS | | T 8 | DIP MACHINERY & EQUIPMENT | 76,890 |
| | NR-D | | T 106 | DIP NON-RES. LAND & IMPROVEMENTS | 6,290 |
| | | | 100% | Alberta School Foundation Fund | Taxable Total: 83,180 |
| 918702150 | 15-NE-2-27-18-4 | 0.00 Acres | | | |
| | ME-D IMPROVEMENTS | | T 8 | DIP MACHINERY & EQUIPMENT | 362,400 |
| | NR-D | | T 106 | DIP NON-RES. LAND & IMPROVEMENTS | 54,960 |
| | | | 100% | Alberta School Foundation Fund | Taxable Total: 417,360 |
| 918702160 | 16-NE-2-27-18-4 | 0.00 Acres | | | |
| | ME-D IMPROVEMENTS | | T 8 | DIP MACHINERY & EQUIPMENT | 66,460 |
| | NR-D | | T 106 | DIP NON-RES. LAND & IMPROVEMENTS | 8,110 |
| | | | 100% | Alberta School Foundation Fund | Taxable Total: 74,570 |
| 918703050 | 5-SW-3-27-18-4 | 0.00 Acres | | | |
| | ME-D IMPROVEMENTS | | T 8 | DIP MACHINERY & EQUIPMENT | 188,700 |
| | NR-D | | T 106 | DIP NON-RES. LAND & IMPROVEMENTS | 9,700 |
| | | | 100% | Alberta School Foundation Fund | Taxable Total: 198,400 |
| 918703060 | 6-SW-3-27-18-4 | 0.00 Acres | | | |
| | ME-D IMPROVEMENTS | | T 8 | DIP MACHINERY & EQUIPMENT | 58,240 |
| | NR-D | | T 106 | DIP NON-RES. LAND & IMPROVEMENTS | 6,440 |
| | | | 100% | Alberta School Foundation Fund | Taxable Total: 64,680 |
| 918703061 | 6-SW-3-27-18-4 | 0.00 Acres | | D.H 102-5-2-27-18-W4 | |
| | ME-D IMPROVEMENTS | | T 8 | DIP MACHINERY & EQUIPMENT | 155,510 |
| | NR-D | | T 106 | DIP NON-RES. LAND & IMPROVEMENTS | 17,260 |
| | | | 100% | Alberta School Foundation Fund | Taxable Total: 172,770 |
| 918703080 | 8-SE-3-27-18-4 | 0.00 Acres | | | |
| | ME-D IMPROVEMENTS | | T 8 | DIP MACHINERY & EQUIPMENT | 508,050 |
| | NR-D | | T 106 | DIP NON-RES. LAND & IMPROVEMENTS | 43,930 |
| | | | 100% | Alberta School Foundation Fund | Taxable Total: 551,980 |



2020 Assessment Roll (Valuation Date 1-July, 2020) 2021 Taxation Year, Wheatland County

Assessment Year: 2020
Tax Year: 2021

| Roll | Legal Address | | | | Total |
|-----------|-------------------|------------|-------------------------------------|----------------------------------|---------|
| 918703110 | 11-NW-3-27-18-4 | 0.00 Acres | | | |
| | ME-D IMPROVEMENTS | | T 8 | DIP MACHINERY & EQUIPMENT | 118,260 |
| | NR-D | | T 106 | DIP NON-RES. LAND & IMPROVEMENTS | 11,760 |
| | | | 100% Alberta School Foundation Fund | Taxable Total: | 130,020 |
| 918703130 | 13-NW-3-27-18-4 | 0.00 Acres | | | |
| | ME-D IMPROVEMENTS | | T 8 | DIP MACHINERY & EQUIPMENT | 634,270 |
| | NR-D | | T 106 | DIP NON-RES. LAND & IMPROVEMENTS | 82,290 |
| | | | 100% Alberta School Foundation Fund | Taxable Total: | 716,560 |
| 918704060 | 6-SW-4-27-18-4 | 0.00 Acres | | | |
| | ME-D IMPROVEMENTS | | T 8 | DIP MACHINERY & EQUIPMENT | 22,640 |
| | NR-D | | T 106 | DIP NON-RES. LAND & IMPROVEMENTS | 6,840 |
| | | | 100% Alberta School Foundation Fund | Taxable Total: | 29,480 |
| 918704110 | 11-NW-4-27-18-4 | 0.00 Acres | | | |
| | NR-D IMPROVEMENTS | | T 106 | DIP NON-RES. LAND & IMPROVEMENTS | 8,850 |
| | | | 100% Alberta School Foundation Fund | Taxable Total: | |
| 918705060 | 6-SW-5-27-18-4 | 0.00 Acres | | | |
| | NR-D IMPROVEMENTS | | T 106 | DIP NON-RES. LAND & IMPROVEMENTS | 5,330 |
| | | | 100% Alberta School Foundation Fund | Taxable Total: | |
| 918705110 | 11-NW-5-27-18-4 | 0.00 Acres | | | |
| | NR-D IMPROVEMENTS | | T 106 | DIP NON-RES. LAND & IMPROVEMENTS | 12,890 |
| | | | 100% Alberta School Foundation Fund | Taxable Total: | |
| 918705140 | 14-NW-5-27-18-4 | 0.00 Acres | | | |
| | NR-D IMPROVEMENTS | | T 106 | DIP NON-RES. LAND & IMPROVEMENTS | 2,420 |
| | | | 100% Alberta School Foundation Fund | Taxable Total: | |
| 918706060 | 6-SW-6-27-18-4 | 0.00 Acres | | | |
| | NR-D IMPROVEMENTS | | T 106 | DIP NON-RES. LAND & IMPROVEMENTS | 16,890 |
| | | | 100% Alberta School Foundation Fund | Taxable Total: | |



2020 Assessment Roll (Valuation Date 1-July, 2020) 2021 Taxation Year, Wheatland County

Assessment Year: 2020
Tax Year: 2021

| Roll | Legal Address | Total |
|-----------|---|---------|
| 918707110 | 11-NW-7-27-18-4 0.00 Acres | |
| | NR-D IMPROVEMENTS T 106 DIP NON-RES. LAND & IMPROVEMENTS 100% Alberta School Foundation Fund Taxable Total: | 8,590 |
| 918707111 | 11-NW-7-27-18-4 0.00 Acres SAME SITE AS ENCANA 11-7-27-18 | |
| | NR-D IMPROVEMENTS T 106 DIP NON-RES. LAND & IMPROVEMENTS 100% Alberta School Foundation Fund Taxable Total: | 4,650 |
| 918708110 | 11-NW-8-27-18-4 0.00 Acres DH 8-7-27-18-W4 | |
| | ME-D IMPROVEMENTS T 8 DIP MACHINERY & EQUIPMENT 95,430 NR-D T 106 DIP NON-RES. LAND & IMPROVEMENTS 12,890 100% Alberta School Foundation Fund Taxable Total: | 108,320 |
| 918708160 | 16-NE-8-27-18-4 0.00 Acres | |
| | NR-D IMPROVEMENTS T 106 DIP NON-RES. LAND & IMPROVEMENTS 100% Alberta School Foundation Fund Taxable Total: | 9,980 |
| 918709060 | 6-SW-9-27-18-4 0.00 Acres | |
| | NR-D IMPROVEMENTS T 106 DIP NON-RES. LAND & IMPROVEMENTS 100% Alberta School Foundation Fund Taxable Total: | 10,280 |
| 918709061 | 6-SW-9-27-18-4 0.00 Acres | |
| | ME-D IMPROVEMENTS T 8 DIP MACHINERY & EQUIPMENT 293,460 NR-D T 106 DIP NON-RES. LAND & IMPROVEMENTS 51,010 100% Alberta School Foundation Fund Taxable Total: | 344,470 |
| 918709080 | 8-SE-9-27-18-4 0.00 Acres | |
| | ME-D IMPROVEMENTS T 8 DIP MACHINERY & EQUIPMENT 193,210 NR-D T 106 DIP NON-RES. LAND & IMPROVEMENTS 24,370 100% Alberta School Foundation Fund Taxable Total: | 217,580 |
| 918709130 | 13-NW-9-27-18-4 0.00 Acres | |
| | ME-D IMPROVEMENTS T 8 DIP MACHINERY & EQUIPMENT 61,610 NR-D T 106 DIP NON-RES. LAND & IMPROVEMENTS 25,370 Taxable Total: | 86,980 |



2020 Assessment Roll (Valuation Date 1-July, 2020) 2021 Taxation Year, Wheatland County

Assessment Year: 2020
Tax Year: 2021

| Roll | Legal Address | 100% Alberta School Foundation Fund | Total |
|-----------|-----------------------------|---|-----------------------|
| 918710050 | 5-SW-10-27-18-4 0.00 Acres | | |
| | NR-D IMPROVEMENTS | T 106 DIP NON-RES. LAND & IMPROVEMENTS 100% Alberta School Foundation Fund | Taxable Total: 24,370 |
| 918710160 | 16-NE-10-27-18-4 0.00 Acres | | |
| | ME-D IMPROVEMENTS | T 8 DIP MACHINERY & EQUIPMENT | 60,330 |
| | NR-D | T 106 DIP NON-RES. LAND & IMPROVEMENTS 100% Alberta School Foundation Fund | 10,550 |
| | | Taxable Total: | 70,880 |
| 918711070 | 7-SE-11-27-18-4 0.00 Acres | | |
| | ME-D IMPROVEMENTS | T 8 DIP MACHINERY & EQUIPMENT | 299,110 |
| | NR-D | T 106 DIP NON-RES. LAND & IMPROVEMENTS 100% Alberta School Foundation Fund | 34,460 |
| | | Taxable Total: | 333,570 |
| 918711110 | 11-NW-11-27-18-4 0.00 Acres | | |
| | NR-D IMPROVEMENTS | T 106 DIP NON-RES. LAND & IMPROVEMENTS 100% Alberta School Foundation Fund | Taxable Total: 11,020 |
| 918711140 | 14-NW-11-27-18-4 0.00 Acres | | |
| | NR-D IMPROVEMENTS | T 106 DIP NON-RES. LAND & IMPROVEMENTS 100% Alberta School Foundation Fund | Taxable Total: 15,590 |
| 918712060 | 6-SW-12-27-18-4 0.00 Acres | | |
| | NR-D IMPROVEMENTS | T 106 DIP NON-RES. LAND & IMPROVEMENTS 100% Alberta School Foundation Fund | Taxable Total: 10,960 |
| 918712080 | 8-SE-12-27-18-4 0.00 Acres | | |
| | NR-D IMPROVEMENTS | T 106 DIP NON-RES. LAND & IMPROVEMENTS 100% Alberta School Foundation Fund | Taxable Total: 5,650 |
| 918712140 | 14-NW-12-27-18-4 0.00 Acres | | |
| | NR-D IMPROVEMENTS | T 106 DIP NON-RES. LAND & IMPROVEMENTS 100% Alberta School Foundation Fund | Taxable Total: 2,000 |



2020 Assessment Roll (Valuation Date 1-July, 2020) 2021 Taxation Year, Wheatland County

Assessment Year: 2020
Tax Year: 2021

| Roll | Legal Address | | | | Total |
|-----------|--------------------------|-------------------------------------|----------------------------------|----------------|-----------|
| 918714040 | 4-SW-14-27-18-4 | 0.00 Acres | | | |
| | ME-D IMPROVEMENTS | T 8 | DIP MACHINERY & EQUIPMENT | | 44,910 |
| | NR-D | T 106 | DIP NON-RES. LAND & IMPROVEMENTS | | 10,550 |
| | | 100% Alberta School Foundation Fund | Taxable Total: | | 55,460 |
| 918714140 | 11-NW-14-27-18-4 | 0.00 Acres | D.H. = 14-14 | | |
| | NR-D IMPROVEMENTS | T 106 | DIP NON-RES. LAND & IMPROVEMENTS | Taxable Total: | 10,340 |
| | | 100% Alberta School Foundation Fund | | | |
| 918715010 | 1-SE-15-27-18-4 | 5.00 Acres | | | |
| | ME-D LAND & IMPROVEMENTS | T 8 | DIP MACHINERY & EQUIPMENT | | 1,528,280 |
| | NR-D | T 106 | DIP NON-RES. LAND & IMPROVEMENTS | | 177,050 |
| | | 100% Alberta School Foundation Fund | Taxable Total: | | 1,705,330 |
| 918715090 | 8-SE-15-27-18-4 | 0.00 Acres | DOWNHOLE 9-15 & 7-15 | | |
| | ME-D IMPROVEMENTS | T 8 | DIP MACHINERY & EQUIPMENT | | 216,160 |
| | NR-D | T 106 | DIP NON-RES. LAND & IMPROVEMENTS | | 24,250 |
| | | 100% Alberta School Foundation Fund | Taxable Total: | | 240,410 |
| 918715150 | 15-NE-15-27-18-4 | 0.00 Acres | | | |
| | ME-D IMPROVEMENTS | T 8 | DIP MACHINERY & EQUIPMENT | | 341,150 |
| | NR-D | T 106 | DIP NON-RES. LAND & IMPROVEMENTS | | 46,920 |
| | | 100% Alberta School Foundation Fund | Taxable Total: | | 388,070 |
| 918716040 | 4-SW-16-27-18-4 | 0.00 Acres | | | |
| | NR-D IMPROVEMENTS | T 106 | DIP NON-RES. LAND & IMPROVEMENTS | Taxable Total: | 23,480 |
| | | 100% Alberta School Foundation Fund | | | |
| 918716080 | 8-SE-16-27-18-4 | 0.00 Acres | | | |
| | NR-D IMPROVEMENTS | T 106 | DIP NON-RES. LAND & IMPROVEMENTS | Taxable Total: | 9,880 |
| | | 100% Alberta School Foundation Fund | | | |
| 918717010 | 1-SE-17-27-18-4 | 0.00 Acres | DH 2-17-27-18W4 | | |
| | ME-D IMPROVEMENTS | T 8 | DIP MACHINERY & EQUIPMENT | | 87,180 |



2020 Assessment Roll (Valuation Date 1-July, 2020) 2021 Taxation Year, Wheatland County

Assessment Year: 2020
Tax Year: 2021

| Roll | Legal Address | | | | Total |
|-----------|-------------------|------------|----------------------------------|-------------------|---------|
| | NR-D | T 106 | DIP NON-RES. LAND & IMPROVEMENTS | 10,740 | |
| | | 100% | Alberta School Foundation Fund | Taxable Total: | 97,920 |
| 918718020 | 2-SE-18-27-18-4 | 0.00 Acres | | | |
| | ME-D IMPROVEMENTS | T 8 | DIP MACHINERY & EQUIPMENT | 99,120 | |
| | NR-D | T 106 | DIP NON-RES. LAND & IMPROVEMENTS | 25,520 | |
| | | 100% | Alberta School Foundation Fund | Taxable Total: | 124,640 |
| 918718090 | 9-NE-18-27-18-4 | 0.00 Acres | | DH 13-17-27-18-W4 | |
| | NR-D IMPROVEMENTS | T 106 | DIP NON-RES. LAND & IMPROVEMENTS | Taxable Total: | 14,390 |
| | | 100% | Alberta School Foundation Fund | | |
| 918718130 | 13-NW-18-27-18-4 | 0.00 Acres | | | |
| | ME-D IMPROVEMENTS | T 8 | DIP MACHINERY & EQUIPMENT | 180,300 | |
| | NR-D | T 106 | DIP NON-RES. LAND & IMPROVEMENTS | 12,960 | |
| | | 100% | Alberta School Foundation Fund | Taxable Total: | 193,260 |
| 918719010 | 1-SE-19-27-18-4 | 0.00 Acres | | | |
| | ME-D IMPROVEMENTS | T 8 | DIP MACHINERY & EQUIPMENT | 92,040 | |
| | NR-D | T 106 | DIP NON-RES. LAND & IMPROVEMENTS | 12,960 | |
| | | 100% | Alberta School Foundation Fund | Taxable Total: | 105,000 |
| 918719090 | 9-NE-19-27-18-4 | 0.00 Acres | | | |
| | NR-D IMPROVEMENTS | T 106 | DIP NON-RES. LAND & IMPROVEMENTS | Taxable Total: | 12,610 |
| | | 100% | Alberta School Foundation Fund | | |
| 918719100 | 10-NE-19-27-18-4 | 0.00 Acres | | | |
| | ME-D IMPROVEMENTS | T 8 | DIP MACHINERY & EQUIPMENT | 140,000 | |
| | NR-D | T 106 | DIP NON-RES. LAND & IMPROVEMENTS | 12,610 | |
| | | 100% | Alberta School Foundation Fund | Taxable Total: | 152,610 |
| 918719140 | 14-NW-19-27-18-4 | 0.00 Acres | | | |
| | ME-D IMPROVEMENTS | T 8 | DIP MACHINERY & EQUIPMENT | Taxable Total: | 35,550 |
| | | 100% | Alberta School Foundation Fund | | |



2020 Assessment Roll (Valuation Date 1-July, 2020) 2021 Taxation Year, Wheatland County

Assessment Year: 2020
Tax Year: 2021

| Roll | Legal Address | | | | Total |
|-----------|-------------------|------------|-------|-------------------------------------|---------|
| 918719160 | 16-NE-19-27-18-4 | 0.00 Acres | | | |
| | NR-D IMPROVEMENTS | | T 106 | DIP NON-RES. LAND & IMPROVEMENTS | 5,470 |
| | | | | 100% Alberta School Foundation Fund | |
| 918720040 | 4-SW-20-27-18-4 | 0.00 Acres | | | |
| | ME-D IMPROVEMENTS | | T 8 | DIP MACHINERY & EQUIPMENT | 98,030 |
| | NR-D | | T 106 | DIP NON-RES. LAND & IMPROVEMENTS | 12,610 |
| | | | | 100% Alberta School Foundation Fund | |
| | | | | Taxable Total: | 110,640 |
| 918720060 | 6-SW-20-27-18-4 | 0.00 Acres | | Downhole 1-20-27-18 | |
| | ME-D IMPROVEMENTS | | T 8 | DIP MACHINERY & EQUIPMENT | 89,260 |
| | NR-D | | T 106 | DIP NON-RES. LAND & IMPROVEMENTS | 12,610 |
| | | | | 100% Alberta School Foundation Fund | |
| | | | | Taxable Total: | 101,870 |
| 918720090 | 9-NE-20-27-18-4 | 0.00 Acres | | | |
| | NR-D IMPROVEMENTS | | T 106 | DIP NON-RES. LAND & IMPROVEMENTS | 1,180 |
| | | | | 100% Alberta School Foundation Fund | |
| 918720130 | 13-NW-20-27-18-4 | 0.00 Acres | | | |
| | NR-D IMPROVEMENTS | | T 106 | DIP NON-RES. LAND & IMPROVEMENTS | 11,770 |
| | | | | 100% Alberta School Foundation Fund | |
| 918720150 | 15-NE-20-27-18-4 | 0.00 Acres | | Downhole 16-20-27-18W4 | |
| | ME-D IMPROVEMENTS | | T 8 | DIP MACHINERY & EQUIPMENT | 871,650 |
| | NR-D | | T 106 | DIP NON-RES. LAND & IMPROVEMENTS | 62,920 |
| | | | | 100% Alberta School Foundation Fund | |
| | | | | Taxable Total: | 934,570 |
| 918721020 | 2-SE-21-27-18-4 | 0.00 Acres | | | |
| | ME-D IMPROVEMENTS | | T 8 | DIP MACHINERY & EQUIPMENT | 696,330 |
| | NR-D | | T 106 | DIP NON-RES. LAND & IMPROVEMENTS | 36,610 |
| | | | | 100% Alberta School Foundation Fund | |
| | | | | Taxable Total: | 732,940 |
| 918721070 | 7-SE-21-27-18-4 | 0.00 Acres | | | |
| | ME-D IMPROVEMENTS | | T 8 | DIP MACHINERY & EQUIPMENT | 353,070 |



2020 Assessment Roll (Valuation Date 1-July, 2020) 2021 Taxation Year, Wheatland County

Assessment Year: 2020
Tax Year: 2021

| Roll | Legal Address | | | | | | Total |
|-----------|-------------------|------------|-------|----------------------------------|----------------|--|---------|
| | NR-D | | T 106 | DIP NON-RES. LAND & IMPROVEMENTS | | | 30,160 |
| | | | 100% | Alberta School Foundation Fund | Taxable Total: | | 383,230 |
| 918722060 | 6-SW-22-27-18-4 | 0.00 Acres | | | | | |
| | NR-D IMPROVEMENTS | | T 106 | DIP NON-RES. LAND & IMPROVEMENTS | Taxable Total: | | 5,600 |
| | | | 100% | Alberta School Foundation Fund | | | |
| 918722080 | 2-SE-22-27-18-4 | 0.00 Acres | | | | | |
| | NR-D IMPROVEMENTS | | T 106 | DIP NON-RES. LAND & IMPROVEMENTS | Taxable Total: | | 4,470 |
| | | | 100% | Alberta School Foundation Fund | | | |
| 918729040 | 4-SW-29-27-18-4 | 0.00 Acres | | | | | |
| | ME-D IMPROVEMENTS | | T 8 | DIP MACHINERY & EQUIPMENT | | | 105,190 |
| | NR-D | | T 106 | DIP NON-RES. LAND & IMPROVEMENTS | | | 12,610 |
| | | | 100% | Alberta School Foundation Fund | Taxable Total: | | 117,800 |
| 918729050 | 5-SW-29-27-18-4 | 0.00 Acres | | | | | |
| | ME-D IMPROVEMENTS | | T 8 | DIP MACHINERY & EQUIPMENT | | | 99,810 |
| | NR-D | | T 106 | DIP NON-RES. LAND & IMPROVEMENTS | | | 13,140 |
| | | | 100% | Alberta School Foundation Fund | Taxable Total: | | 112,950 |
| 918730040 | 4-SW-30-27-18-4 | 0.00 Acres | | | | | |
| | NR-D IMPROVEMENTS | | T 106 | DIP NON-RES. LAND & IMPROVEMENTS | Taxable Total: | | 4,830 |
| | | | 100% | Alberta School Foundation Fund | | | |
| 918730060 | 6-SW-30-27-18-4 | 0.00 Acres | | | | | |
| | ME-D IMPROVEMENTS | | T 8 | DIP MACHINERY & EQUIPMENT | | | 77,740 |
| | NR-D | | T 106 | DIP NON-RES. LAND & IMPROVEMENTS | | | 11,770 |
| | | | 100% | Alberta School Foundation Fund | Taxable Total: | | 89,510 |
| 918730090 | 9-NE-30-27-18-4 | 0.00 Acres | | | | | |
| | ME-D IMPROVEMENTS | | T 8 | DIP MACHINERY & EQUIPMENT | | | 119,040 |
| | NR-D | | T 106 | DIP NON-RES. LAND & IMPROVEMENTS | | | 17,320 |
| | | | 100% | Alberta School Foundation Fund | Taxable Total: | | 136,360 |



2020 Assessment Roll (Valuation Date 1-July, 2020) 2021 Taxation Year, Wheatland County

Assessment Year: 2020
Tax Year: 2021

| Roll | Legal Address | | | | | | Total |
|-----------|-------------------|------------|-------------------------------|-----|-------------------------------------|----------------|---------|
| 918730130 | 13-NW-30-27-18-4 | 0.00 Acres | Downhole 16-25-27-19-W4 | | | | |
| | ME-D IMPROVEMENTS | | T | 8 | DIP MACHINERY & EQUIPMENT | | 114,660 |
| | NR-D | | T | 106 | DIP NON-RES. LAND & IMPROVEMENTS | | 13,140 |
| | | | | | 100% Alberta School Foundation Fund | Taxable Total: | 127,800 |
| 918730150 | 15-NE-30-27-18-4 | 0.00 Acres | DH 16-30-27-18W4 & 8-31-27-18 | | | | |
| | ME-D IMPROVEMENTS | | T | 8 | DIP MACHINERY & EQUIPMENT | | 193,800 |
| | NR-D | | T | 106 | DIP NON-RES. LAND & IMPROVEMENTS | | 26,110 |
| | | | | | 100% Alberta School Foundation Fund | Taxable Total: | 219,910 |
| 918731030 | 3-SW-31-27-18-4 | 0.00 Acres | Downhole 2-31-27-18 | | | | |
| | ME-D IMPROVEMENTS | | T | 8 | DIP MACHINERY & EQUIPMENT | | 99,810 |
| | NR-D | | T | 106 | DIP NON-RES. LAND & IMPROVEMENTS | | 13,140 |
| | | | | | 100% Alberta School Foundation Fund | Taxable Total: | 112,950 |
| 918731120 | 12-NW-31-27-18-4 | 0.00 Acres | | | | | |
| | ME-D IMPROVEMENTS | | T | 8 | DIP MACHINERY & EQUIPMENT | | 128,900 |
| | NR-D | | T | 106 | DIP NON-RES. LAND & IMPROVEMENTS | | 14,030 |
| | | | | | 100% Alberta School Foundation Fund | Taxable Total: | 142,930 |
| 918731130 | 13-NW-31-27-18-4 | 0.00 Acres | Downhole 3-6-28-18 | | | | |
| | NR-D IMPROVEMENTS | | T | 106 | DIP NON-RES. LAND & IMPROVEMENTS | Taxable Total: | 13,140 |
| | | | | | 100% Alberta School Foundation Fund | | |
| 919301140 | 14-NW-1-23-19-4 | 0.00 Acres | | | | | |
| | NR-D IMPROVEMENTS | | T | 106 | DIP NON-RES. LAND & IMPROVEMENTS | Taxable Total: | 10,820 |
| | | | | | 100% Alberta School Foundation Fund | | |
| 919304160 | 16-NE-4-23-19-4 | 0.00 Acres | | | | | |
| | NR-D IMPROVEMENTS | | T | 106 | DIP NON-RES. LAND & IMPROVEMENTS | Taxable Total: | 8,220 |
| | | | | | 100% Alberta School Foundation Fund | | |
| 919306050 | 5-SW-6-23-19-4 | 0.00 Acres | | | | | |
| | NR-D IMPROVEMENTS | | T | 106 | DIP NON-RES. LAND & IMPROVEMENTS | Taxable Total: | 4,650 |



2020 Assessment Roll (Valuation Date 1-July, 2020) 2021 Taxation Year, Wheatland County

Assessment Year: 2020
Tax Year: 2021

| Roll | Legal Address | | | | | | Total |
|-----------|-------------------|------------|-------------------------------------|-------------------------------------|----------------------------------|----------------|---------|
| | | | 100% Alberta School Foundation Fund | | | | |
| 919308040 | 4-SW-8-23-19-4 | 0.00 Acres | | | | | |
| | ME-D IMPROVEMENTS | | T | 8 | DIP MACHINERY & EQUIPMENT | | 105,440 |
| | NR-D | | T | 106 | DIP NON-RES. LAND & IMPROVEMENTS | | 10,900 |
| | | | | 100% Alberta School Foundation Fund | Taxable Total: | | 116,340 |
| 919310160 | 16-NE-10-23-19-4 | 0.00 Acres | | | | | |
| | NR-D IMPROVEMENTS | | T | 106 | DIP NON-RES. LAND & IMPROVEMENTS | Taxable Total: | 4,330 |
| | | | | 100% Alberta School Foundation Fund | | | |
| 919311100 | 10-NE-11-23-19-4 | 0.00 Acres | | | | | |
| | NR-D IMPROVEMENTS | | T | 106 | DIP NON-RES. LAND & IMPROVEMENTS | Taxable Total: | 9,070 |
| | | | | 100% Alberta School Foundation Fund | | | |
| 919312110 | 11-NW-12-23-19-4 | 0.00 Acres | | | | | |
| | NR-D IMPROVEMENTS | | T | 106 | DIP NON-RES. LAND & IMPROVEMENTS | Taxable Total: | 4,970 |
| | | | | 100% Alberta School Foundation Fund | | | |
| 919313100 | 10-NE-13-23-19-4 | 0.00 Acres | D.H 7-3-23-19-W4 | | | | |
| | ME-D IMPROVEMENTS | | T | 8 | DIP MACHINERY & EQUIPMENT | | 228,430 |
| | NR-D | | T | 106 | DIP NON-RES. LAND & IMPROVEMENTS | | 17,200 |
| | | | | 100% Alberta School Foundation Fund | Taxable Total: | | 245,630 |
| 919317060 | 6-SW-17-23-19-4 | 0.00 Acres | | | | | |
| | ME-D IMPROVEMENTS | | T | 8 | DIP MACHINERY & EQUIPMENT | | 504,520 |
| | NR-D | | T | 106 | DIP NON-RES. LAND & IMPROVEMENTS | | 35,810 |
| | | | | 100% Alberta School Foundation Fund | Taxable Total: | | 540,330 |
| 919317080 | 8-SE-17-23-19-4 | 0.00 Acres | | | | | |
| | NR-D IMPROVEMENTS | | T | 106 | DIP NON-RES. LAND & IMPROVEMENTS | Taxable Total: | 5,470 |
| | | | | 100% Alberta School Foundation Fund | | | |
| 919317160 | 16-NE-17-23-19-4 | 0.00 Acres | | | | | |
| | ME-D IMPROVEMENTS | | T | 8 | DIP MACHINERY & EQUIPMENT | | 109,800 |



2020 Assessment Roll (Valuation Date 1-July, 2020) 2021 Taxation Year, Wheatland County

Assessment Year: 2020
Tax Year: 2021

| Roll | Legal Address | | | | | | Total |
|-----------|-------------------|------------|-------|----------------------------------|----------------|--|---------|
| | NR-D | | T 106 | DIP NON-RES. LAND & IMPROVEMENTS | | | 13,320 |
| | | | 100% | Alberta School Foundation Fund | Taxable Total: | | 123,120 |
| 919319140 | 14-NW-19-23-19-4 | 0.00 Acres | | | | | |
| | NR-D IMPROVEMENTS | | T 106 | DIP NON-RES. LAND & IMPROVEMENTS | Taxable Total: | | 10,820 |
| | | | 100% | Alberta School Foundation Fund | | | |
| 919324060 | 6-SW-24-23-19-4 | 0.00 Acres | | | | | |
| | ME-D IMPROVEMENTS | | T 8 | DIP MACHINERY & EQUIPMENT | | | 127,780 |
| | NR-D | | T 106 | DIP NON-RES. LAND & IMPROVEMENTS | | | 12,370 |
| | | | 100% | Alberta School Foundation Fund | Taxable Total: | | 140,150 |
| 919326130 | 13-NW-26-23-19-4 | 0.00 Acres | | | | | |
| | NR-D IMPROVEMENTS | | T 106 | DIP NON-RES. LAND & IMPROVEMENTS | Taxable Total: | | 4,450 |
| | | | 100% | Alberta School Foundation Fund | | | |
| 919330010 | 1-SE-30-23-19-4 | 0.00 Acres | | | | | |
| | NR-D IMPROVEMENTS | | T 106 | DIP NON-RES. LAND & IMPROVEMENTS | Taxable Total: | | 6,010 |
| | | | 100% | Alberta School Foundation Fund | | | |
| 919335060 | 6-SW-35-23-19-4 | 0.00 Acres | | | | | |
| | NR-D IMPROVEMENTS | | T 106 | DIP NON-RES. LAND & IMPROVEMENTS | Taxable Total: | | 4,970 |
| | | | 100% | Alberta School Foundation Fund | | | |
| 919336060 | 6-SW-36-23-19-4 | 0.00 Acres | | | | | |
| | ME-D IMPROVEMENTS | | T 8 | DIP MACHINERY & EQUIPMENT | | | 344,940 |
| | NR-D | | T 106 | DIP NON-RES. LAND & IMPROVEMENTS | | | 29,090 |
| | | | 100% | Alberta School Foundation Fund | Taxable Total: | | 374,030 |
| 919402060 | 6-SW-2-24-19-4 | 0.00 Acres | | | | | |
| | ME-D IMPROVEMENTS | | T 8 | DIP MACHINERY & EQUIPMENT | | | 76,270 |
| | NR-D | | T 106 | DIP NON-RES. LAND & IMPROVEMENTS | | | 7,810 |
| | | | 100% | Alberta School Foundation Fund | Taxable Total: | | 84,080 |
| 919407060 | 6-SW-7-24-19-4 | 0.00 Acres | | | | | |



2020 Assessment Roll (Valuation Date 1-July, 2020) 2021 Taxation Year, Wheatland County

Assessment Year: 2020
Tax Year: 2021

| Roll | Legal Address | | | | | | Total |
|-----------|------------------|------------|---|---|---------------------------|----------------|-------------------------------------|
| 919409060 | 6-SW-9-24-19-4 | 0.00 Acres | T | 8 | DIP MACHINERY & EQUIPMENT | Taxable Total: | 127,970 |
| | | | | | | | 11,970 |
| | | | | | | | 139,940 |
| | | | | | | | Downhole 5-10 |
| 919412160 | 16-NE-12-24-19-4 | 0.00 Acres | T | 8 | DIP MACHINERY & EQUIPMENT | Taxable Total: | 147,790 |
| | | | | | | | 15,890 |
| | | | | | | | 163,680 |
| | | | | | | | 100% Alberta School Foundation Fund |
| 919413060 | 6-SW-13-24-19-4 | 0.00 Acres | T | 8 | DIP MACHINERY & EQUIPMENT | Taxable Total: | 92,380 |
| | | | | | | | 12,430 |
| | | | | | | | 104,810 |
| | | | | | | | 100% Alberta School Foundation Fund |
| 919413120 | 12-NW-13-24-19-4 | 0.00 Acres | T | 8 | DIP MACHINERY & EQUIPMENT | Taxable Total: | 77,740 |
| | | | | | | | 11,770 |
| | | | | | | | 89,510 |
| | | | | | | | 100% Alberta School Foundation Fund |
| 919414030 | 3-SW-14-24-19-4 | 0.00 Acres | T | 8 | DIP MACHINERY & EQUIPMENT | Taxable Total: | 90,760 |
| | | | | | | | 12,610 |
| | | | | | | | 103,370 |
| | | | | | | | 100% Alberta School Foundation Fund |
| 919414060 | 6-SW-14-24-19-4 | 0.00 Acres | T | 8 | DIP MACHINERY & EQUIPMENT | Taxable Total: | 95,430 |
| | | | | | | | 12,890 |
| | | | | | | | 108,320 |
| | | | | | | | 100% Alberta School Foundation Fund |
| 919417020 | 2-SE-17-24-19-4 | 0.00 Acres | T | 8 | DIP MACHINERY & EQUIPMENT | Taxable Total: | 93,010 |
| | | | | | | | 12,080 |
| | | | | | | | 105,090 |
| | | | | | | | 100% Alberta School Foundation Fund |
| 919417020 | 2-SE-17-24-19-4 | 0.00 Acres | T | 8 | DIP MACHINERY & EQUIPMENT | Taxable Total: | 118,790 |
| | | | | | | | |



2020 Assessment Roll (Valuation Date 1-July, 2020) 2021 Taxation Year, Wheatland County

Assessment Year: 2020
Tax Year: 2021

| Roll | Legal Address | | | | | | Total |
|-----------|-------------------|------------|---|------|----------------------------------|-------------------|---------|
| | NR-D | | T | 106 | DIP NON-RES. LAND & IMPROVEMENTS | | 17,030 |
| | | | | 100% | Alberta School Foundation Fund | Taxable Total: | 135,820 |
| 919418140 | 14-NW-18-24-19-4 | 0.00 Acres | | | | DH 3-19-24-19-W4 | |
| | NR-D IMPROVEMENTS | | T | 106 | DIP NON-RES. LAND & IMPROVEMENTS | Taxable Total: | 4,840 |
| | | | | 100% | Alberta School Foundation Fund | | |
| 919418150 | 15-NE-18-24-19-4 | 0.00 Acres | | | | | |
| | ME-D IMPROVEMENTS | | T | 8 | DIP MACHINERY & EQUIPMENT | | 137,840 |
| | NR-D | | T | 106 | DIP NON-RES. LAND & IMPROVEMENTS | | 35,850 |
| | | | | 100% | Alberta School Foundation Fund | Taxable Total: | 173,690 |
| 919419080 | 8-SE-19-24-19-4 | 0.00 Acres | | | | DH 10-19-24-19-W4 | |
| | NR-D IMPROVEMENTS | | T | 106 | DIP NON-RES. LAND & IMPROVEMENTS | Taxable Total: | 4,450 |
| | | | | 100% | Alberta School Foundation Fund | | |
| 919420010 | 1-SE-20-24-19-4 | 0.00 Acres | | | | | |
| | NR-D IMPROVEMENTS | | T | 106 | DIP NON-RES. LAND & IMPROVEMENTS | Taxable Total: | 13,500 |
| | | | | 100% | Alberta School Foundation Fund | | |
| 919420040 | 4-SW-20-24-19-4 | 0.00 Acres | | | | | |
| | NR-D IMPROVEMENTS | | T | 106 | DIP NON-RES. LAND & IMPROVEMENTS | Taxable Total: | 5,260 |
| | | | | 100% | Alberta School Foundation Fund | | |
| 919420100 | 10-NE-20-24-19-4 | 0.00 Acres | | | | Downhole 16-20 | |
| | NR-D IMPROVEMENTS | | T | 106 | DIP NON-RES. LAND & IMPROVEMENTS | Taxable Total: | 6,130 |
| | | | | 100% | Alberta School Foundation Fund | | |
| 919421070 | 7-SE-21-24-19-4 | 0.00 Acres | | | | | |
| | ME-D IMPROVEMENTS | | T | 8 | DIP MACHINERY & EQUIPMENT | | 91,020 |
| | NR-D | | T | 106 | DIP NON-RES. LAND & IMPROVEMENTS | | 12,080 |
| | | | | 100% | Alberta School Foundation Fund | Taxable Total: | 103,100 |
| 919421100 | 10-NE-21-24-19-4 | 0.00 Acres | | | | | |
| | ME-D IMPROVEMENTS | | T | 8 | DIP MACHINERY & EQUIPMENT | | 90,140 |



2020 Assessment Roll (Valuation Date 1-July, 2020) 2021 Taxation Year, Wheatland County

Assessment Year: 2020
Tax Year: 2021

| Roll | Legal Address | | | | | Total |
|-----------|-----------------------------|-------------------|-------|----------------------------------|----------------|---------|
| 919421140 | 14-NW-21-24-19-4 0.00 Acres | NR-D | T 106 | DIP NON-RES. LAND & IMPROVEMENTS | | 11,470 |
| | | | 100% | Alberta School Foundation Fund | Taxable Total: | 101,610 |
| | | | | | | |
| 919422050 | 5-SW-22-24-19-4 0.00 Acres | ME-D IMPROVEMENTS | T 8 | DIP MACHINERY & EQUIPMENT | | 77,740 |
| | | NR-D | T 106 | DIP NON-RES. LAND & IMPROVEMENTS | | 16,740 |
| | | | 100% | Alberta School Foundation Fund | Taxable Total: | 94,480 |
| 919423060 | 6-SW-23-24-19-4 0.00 Acres | ME-D IMPROVEMENTS | T 8 | DIP MACHINERY & EQUIPMENT | | 77,740 |
| | | NR-D | T 106 | DIP NON-RES. LAND & IMPROVEMENTS | | 11,770 |
| | | | 100% | Alberta School Foundation Fund | Taxable Total: | 89,510 |
| 919426020 | 2-SE-26-24-19-4 0.00 Acres | ME-D IMPROVEMENTS | T 8 | DIP MACHINERY & EQUIPMENT | | 87,910 |
| | | NR-D | T 106 | DIP NON-RES. LAND & IMPROVEMENTS | | 12,430 |
| | | | 100% | Alberta School Foundation Fund | Taxable Total: | 100,340 |
| 919426070 | 7-SE-26-24-19-4 0.00 Acres | ME-D IMPROVEMENTS | T 8 | DIP MACHINERY & EQUIPMENT | | 115,690 |
| | | NR-D | T 106 | DIP NON-RES. LAND & IMPROVEMENTS | | 14,030 |
| | | | 100% | Alberta School Foundation Fund | Taxable Total: | 129,720 |
| 919427020 | 2-SE-27-24-19-4 0.00 Acres | ME-D IMPROVEMENTS | T 8 | DIP MACHINERY & EQUIPMENT | | 76,460 |
| | | NR-D | T 106 | DIP NON-RES. LAND & IMPROVEMENTS | | 12,280 |
| | | | 100% | Alberta School Foundation Fund | Taxable Total: | 88,740 |
| 919427040 | 4-SW-27-24-19-4 0.00 Acres | ME-D IMPROVEMENTS | T 8 | DIP MACHINERY & EQUIPMENT | | 90,140 |
| | | NR-D | T 106 | DIP NON-RES. LAND & IMPROVEMENTS | | 11,470 |
| | | | 100% | Alberta School Foundation Fund | Taxable Total: | 101,610 |
| | | ME-D IMPROVEMENTS | T 8 | DIP MACHINERY & EQUIPMENT | | 104,370 |
| | | NR-D | T 106 | DIP NON-RES. LAND & IMPROVEMENTS | | 13,500 |
| | | | | | | |



2020 Assessment Roll (Valuation Date 1-July, 2020) 2021 Taxation Year, Wheatland County

Assessment Year: 2020
Tax Year: 2021

| Roll | Legal Address | | | | | | Total |
|-----------|-------------------|------------|-------------------------------------|----------------------------------|----------------|--|---------|
| | | | 100% Alberta School Foundation Fund | Taxable Total: | | | 117,870 |
| 919427100 | 10-NE-27-24-19-4 | 0.00 Acres | COMPRESSOR SITE | | | | |
| | NR-D IMPROVEMENTS | | T 106 | DIP NON-RES. LAND & IMPROVEMENTS | Taxable Total: | | 22,390 |
| | | | 100% Alberta School Foundation Fund | | | | |
| 919427120 | 12-NW-27-24-19-4 | 0.00 Acres | | | | | |
| | ME-D IMPROVEMENTS | | T 8 | DIP MACHINERY & EQUIPMENT | | | 141,650 |
| | NR-D | | T 106 | DIP NON-RES. LAND & IMPROVEMENTS | | | 13,500 |
| | | | 100% Alberta School Foundation Fund | | Taxable Total: | | 155,150 |
| 919428050 | 5-SW-28-24-19-4 | 0.00 Acres | | | | | |
| | ME-D IMPROVEMENTS | | T 8 | DIP MACHINERY & EQUIPMENT | | | 74,240 |
| | NR-D | | T 106 | DIP NON-RES. LAND & IMPROVEMENTS | | | 12,960 |
| | | | 100% Alberta School Foundation Fund | | Taxable Total: | | 87,200 |
| 919428100 | 10-NE-28-24-19-4 | 0.00 Acres | | | | | |
| | ME-D IMPROVEMENTS | | T 8 | DIP MACHINERY & EQUIPMENT | | | 95,290 |
| | NR-D | | T 106 | DIP NON-RES. LAND & IMPROVEMENTS | | | 11,070 |
| | | | 100% Alberta School Foundation Fund | | Taxable Total: | | 106,360 |
| 919429110 | 11-NW-29-24-19-4 | 0.00 Acres | | | | | |
| | ME-D IMPROVEMENTS | | T 8 | DIP MACHINERY & EQUIPMENT | | | 80,970 |
| | NR-D | | T 106 | DIP NON-RES. LAND & IMPROVEMENTS | | | 12,430 |
| | | | 100% Alberta School Foundation Fund | | Taxable Total: | | 93,400 |
| 919430050 | 5-SW-30-24-19-4 | 0.00 Acres | | | | | |
| | ME-D IMPROVEMENTS | | T 8 | DIP MACHINERY & EQUIPMENT | | | 176,280 |
| | NR-D | | T 106 | DIP NON-RES. LAND & IMPROVEMENTS | | | 17,760 |
| | | | 100% Alberta School Foundation Fund | | Taxable Total: | | 194,040 |
| 919430070 | 7-SE-30-24-19-4 | 0.00 Acres | | | | | |
| | ME-D IMPROVEMENTS | | T 8 | DIP MACHINERY & EQUIPMENT | | | 215,390 |
| | NR-D | | T 106 | DIP NON-RES. LAND & IMPROVEMENTS | | | 13,140 |
| | | | 100% Alberta School Foundation Fund | | Taxable Total: | | 228,530 |



2020 Assessment Roll (Valuation Date 1-July, 2020) 2021 Taxation Year, Wheatland County

Assessment Year: 2020
Tax Year: 2021

| Roll | Legal Address | | | | Total |
|-----------|------------------------|------------|-------|--|---------|
| 919433010 | 1-SE-33-24-19-4 | 0.00 Acres | | | |
| | ME-D IMPROVEMENTS | | T 8 | DIP MACHINERY & EQUIPMENT | 77,740 |
| | NR-D | | T 106 | DIP NON-RES. LAND & IMPROVEMENTS | 24,910 |
| | | | | 100% Alberta School Foundation Fund | |
| | | | | Taxable Total: | 102,650 |
| 919433160 | 16-NE-33-24-19-4 | 0.00 Acres | | | |
| | NR-D IMPROVEMENTS | | T 106 | DIP NON-RES. LAND & IMPROVEMENTS | 5,040 |
| | | | | 100% Alberta School Foundation Fund | |
| 919436100 | 10-NE-36-24-19-4 | 0.00 Acres | | | |
| | NR-D IMPROVEMENTS | | T 106 | DIP NON-RES. LAND & IMPROVEMENTS | 5,040 |
| | | | | 100% Alberta School Foundation Fund | |
| | | | | Taxable Total: | 5,040 |
| 919501050 | 5-SW-1-25-19-4 | 0.00 Acres | | | |
| | ME-D IMPROVEMENTS | | T 8 | DIP MACHINERY & EQUIPMENT | 96,410 |
| | NR-D | | T 106 | DIP NON-RES. LAND & IMPROVEMENTS | 13,140 |
| | | | | 100% Alberta School Foundation Fund | |
| | | | | Taxable Total: | 109,550 |
| 919501140 | 14-NW-1-25-19-4 | 0.00 Acres | | Downhole 15-1-25-19W4 | |
| | NR-D IMPROVEMENTS | | T 106 | DIP NON-RES. LAND & IMPROVEMENTS | 4,590 |
| | | | | 100% Alberta School Foundation Fund | |
| 919502060 | 6-SW-2-25-19-4 | 0.00 Acres | | | |
| | ME-D IMPROVEMENTS | | T 8 | DIP MACHINERY & EQUIPMENT | 138,620 |
| | NR-D | | T 106 | DIP NON-RES. LAND & IMPROVEMENTS | 8,630 |
| | | | | 100% Alberta School Foundation Fund | |
| | | | | Taxable Total: | 147,250 |
| 919502150 | 15-NE-2-25-19-4 | 0.00 Acres | | | |
| | ME-D IMPROVEMENTS | | T 8 | DIP MACHINERY & EQUIPMENT | 98,130 |
| | NR-D | | T 106 | DIP NON-RES. LAND & IMPROVEMENTS | 12,960 |
| | | | | 100% Alberta School Foundation Fund | |
| | | | | Taxable Total: | 111,090 |
| 919503050 | 5-SW-3-25-19-4 | 0.75 Acres | | Tower Site Telus Tower Site (Clearnet) | |
| | NR LAND & IMPROVEMENTS | | T 105 | NON-RESEIDENTIAL LAND & IMPROVEMENTS | 73,560 |
| | | | | Taxable Total: | 73,560 |



2020 Assessment Roll (Valuation Date 1-July, 2020) 2021 Taxation Year, Wheatland County

Assessment Year: 2020
Tax Year: 2021

| Roll | Legal Address | | | | | | Total |
|-----------|---|------------|-------------------------------------|-----|----------------------------------|----------------|--|
| | | | 100% Alberta School Foundation Fund | | | | |
| 919504060 | 6-SW-4-25-19-4 | 0.00 Acres | | | | | |
| | ME-D IMPROVEMENTS | | T | 8 | DIP MACHINERY & EQUIPMENT | | 91,270 |
| | NR-D | | T | 106 | DIP NON-RES. LAND & IMPROVEMENTS | | 10,030 |
| | | | 100% Alberta School Foundation Fund | | | | Taxable Total: 101,300 |
| 919504140 | 14-NW-4-25-19-4 | 0.00 Acres | | | | | |
| | NR-D IMPROVEMENTS | | T | 106 | DIP NON-RES. LAND & IMPROVEMENTS | Taxable Total: | 5,260 |
| | | | 100% Alberta School Foundation Fund | | | | |
| 919504150 | 15-NE-4-25-19-4 | 0.00 Acres | | | | | |
| | NR-D IMPROVEMENTS | | T | 106 | DIP NON-RES. LAND & IMPROVEMENTS | Taxable Total: | 14,390 |
| | | | 100% Alberta School Foundation Fund | | | | |
| 919505100 | 10-NE-5-25-19-4 | 0.00 Acres | | | | | |
| | ME-D IMPROVEMENTS | | T | 8 | DIP MACHINERY & EQUIPMENT | | 145,520 |
| | NR-D | | T | 106 | DIP NON-RES. LAND & IMPROVEMENTS | | 21,600 |
| | | | 100% Alberta School Foundation Fund | | | | Taxable Total: 167,120 |
| 919505120 | 12-NW-5-25-19-4 | 0.00 Acres | | | | | |
| | ME-D IMPROVEMENTS | | T | 8 | DIP MACHINERY & EQUIPMENT | | 77,740 |
| | NR-D | | T | 106 | DIP NON-RES. LAND & IMPROVEMENTS | | 11,770 |
| | | | 100% Alberta School Foundation Fund | | | | Taxable Total: 89,510 |
| 919505150 | 15-NE-5-25-19-4 | 0.00 Acres | | | | | DH 14-5-25-19-W4 |
| | ME-D IMPROVEMENTS | | T | 8 | DIP MACHINERY & EQUIPMENT | | 117,480 |
| | NR-D | | T | 106 | DIP NON-RES. LAND & IMPROVEMENTS | | 15,140 |
| | | | 100% Alberta School Foundation Fund | | | | Taxable Total: 132,620 |
| 919506010 | 1891JK OT SE-6-25-19-4 40.85 Acres 195032 TWP RD 250 | | | | | | HUSSAR COMPRESSOR STN P# 609 HUSSAR COMPRESSOR STATION |
| | ME-D LAND & IMPROVEMENTS | | T | 8 | DIP MACHINERY & EQUIPMENT | | 29,999,570 |
| | NR-D | | T | 106 | DIP NON-RES. LAND & IMPROVEMENTS | | 7,236,860 |
| | | | 100% Alberta School Foundation Fund | | | | Taxable Total: 37,236,430 |



2020 Assessment Roll (Valuation Date 1-July, 2020) 2021 Taxation Year, Wheatland County

Assessment Year: 2020
Tax Year: 2021

| Roll | Legal Address | Total |
|-----------|---|------------------------------|
| 919506015 | 7908JK OT SE-6-25-19-4 9.64 Acres North Addition- Compressor Site NR-D LAND T 106 DIP NON-RES. LAND & IMPROVEMENTSTaxable Total: 100% Alberta School Foundation Fund | 79,610 |
| 919506040 | 4-SW-6-25-19-4 ME-D IMPROVEMENTS NR-D T 8 DIP MACHINERY & EQUIPMENT T 106 DIP NON-RES. LAND & IMPROVEMENTS 100% Alberta School Foundation Fund Taxable Total: | 933,110 57,690 990,800 |
| 919506100 | 10-NE-6-25-19-4 0.00 Acres DOWNHOLE 10-6 & 13-6 NR-D IMPROVEMENTS T 106 DIP NON-RES. LAND & IMPROVEMENTSTaxable Total: 100% Alberta School Foundation Fund | 10,230 |
| 919507070 | 7-SE-7-25-19-4 0.00 Acres NR-D IMPROVEMENTS T 106 DIP NON-RES. LAND & IMPROVEMENTSTaxable Total: 100% Alberta School Foundation Fund | 3,690 |
| 919507090 | 9-NE-7-25-19-4 0.00 Acres WINTERING HILLS WATER INJ(15F) ME-D IMPROVEMENTS NR-D T 8 DIP MACHINERY & EQUIPMENT T 106 DIP NON-RES. LAND & IMPROVEMENTS 100% Alberta School Foundation Fund Taxable Total: | 283,730 56,390 340,120 |
| 919507100 | 10-NE-7-25-19-4 0.00 Acres ME-D IMPROVEMENTS NR-D T 8 DIP MACHINERY & EQUIPMENT T 106 DIP NON-RES. LAND & IMPROVEMENTS 100% Alberta School Foundation Fund Taxable Total: | 310,960 29,630 340,590 |
| 919507150 | 16-NE-7-25-19-4 0.00 Acres ME-D IMPROVEMENTS NR-D T 8 DIP MACHINERY & EQUIPMENT T 106 DIP NON-RES. LAND & IMPROVEMENTS 100% Alberta School Foundation Fund Taxable Total: | 115,170 12,960 128,130 |
| 919508040 | 4-SW-8-25-19-4 0.00 Acres NR-D IMPROVEMENTS T 106 DIP NON-RES. LAND & IMPROVEMENTSTaxable Total: | 6,120 |



2020 Assessment Roll (Valuation Date 1-July, 2020) 2021 Taxation Year, Wheatland County

Assessment Year: 2020
Tax Year: 2021

| Roll | Legal Address | | | | | Total |
|-----------|-------------------|------------|---|-------------------------------------|-------------------------------------|---------|
| | | | | 100% Alberta School Foundation Fund | | |
| 919508090 | 9-NE-8-25-19-4 | 0.00 Acres | | | | |
| | NR-D IMPROVEMENTS | | T | 106 | DIP NON-RES. LAND & IMPROVEMENTS | 7,810 |
| | | | | | 100% Alberta School Foundation Fund | |
| 919508120 | 12-NW-8-25-19-4 | 0.00 Acres | | | WINTERING HILLS SATELLITE(15E) | |
| | ME-D IMPROVEMENTS | | T | 8 | DIP MACHINERY & EQUIPMENT | 297,490 |
| | NR-D | | T | 106 | DIP NON-RES. LAND & IMPROVEMENTS | 69,730 |
| | | | | | 100% Alberta School Foundation Fund | |
| | | | | | Taxable Total: | 367,220 |
| 919509070 | 7-SE-9-25-19-4 | 0.00 Acres | | | | |
| | ME-D IMPROVEMENTS | | T | 8 | DIP MACHINERY & EQUIPMENT | 115,690 |
| | NR-D | | T | 106 | DIP NON-RES. LAND & IMPROVEMENTS | 14,030 |
| | | | | | 100% Alberta School Foundation Fund | |
| | | | | | Taxable Total: | 129,720 |
| 919509160 | 16-NE-9-25-19-4 | 0.00 Acres | | | | |
| | NR-D IMPROVEMENTS | | T | 106 | DIP NON-RES. LAND & IMPROVEMENTS | 3,560 |
| | | | | | 100% Alberta School Foundation Fund | |
| 919510110 | 11-NW-10-25-19-4 | 0.00 Acres | | | BATTERY | |
| | NR-D IMPROVEMENTS | | T | 106 | DIP NON-RES. LAND & IMPROVEMENTS | 6,400 |
| | | | | | 100% Alberta School Foundation Fund | |
| 919512050 | 5-SW-12-25-19-4 | 0.00 Acres | | | | |
| | ME-D IMPROVEMENTS | | T | 8 | DIP MACHINERY & EQUIPMENT | 92,780 |
| | NR-D | | T | 106 | DIP NON-RES. LAND & IMPROVEMENTS | 12,430 |
| | | | | | 100% Alberta School Foundation Fund | |
| | | | | | Taxable Total: | 105,210 |
| 919512070 | 7-SE-12-25-19-4 | 0.00 Acres | | | | |
| | NR-D IMPROVEMENTS | | T | 106 | DIP NON-RES. LAND & IMPROVEMENTS | 14,030 |
| | | | | | 100% Alberta School Foundation Fund | |
| 919514020 | 2-SE-14-25-19-4 | 0.00 Acres | | | | |
| | NR-D IMPROVEMENTS | | T | 106 | DIP NON-RES. LAND & IMPROVEMENTS | 4,970 |



2020 Assessment Roll (Valuation Date 1-July, 2020) 2021 Taxation Year, Wheatland County

Assessment Year: 2020
Tax Year: 2021

| Roll | Legal Address | | | | | | Total |
|-----------|-------------------|------------|-------------------------------------|-----|----------------------------------|--|---------|
| | | | 100% Alberta School Foundation Fund | | | | |
| 919514030 | 3-SW-14-25-19-4 | 0.00 Acres | | | | | |
| | ME-D IMPROVEMENTS | | T | 8 | DIP MACHINERY & EQUIPMENT | | 77,740 |
| | NR-D | | T | 106 | DIP NON-RES. LAND & IMPROVEMENTS | | 11,770 |
| | | | 100% Alberta School Foundation Fund | | | | |
| | | | Taxable Total: | | | | 89,510 |
| 919514050 | 5-SW-14-25-19-4 | 0.00 Acres | | | | | |
| | NR-D IMPROVEMENTS | | T | 106 | DIP NON-RES. LAND & IMPROVEMENTS | | 5,750 |
| | | | 100% Alberta School Foundation Fund | | | | |
| 919514100 | 10-NE-14-25-19-4 | 0.00 Acres | COMPRESSOR SITE | | | | |
| | ME-D IMPROVEMENTS | | T | 8 | DIP MACHINERY & EQUIPMENT | | 160,250 |
| | NR-D | | T | 106 | DIP NON-RES. LAND & IMPROVEMENTS | | 23,210 |
| | | | 100% Alberta School Foundation Fund | | | | |
| | | | Taxable Total: | | | | 183,460 |
| 919515030 | 3-SW-15-25-19-4 | 0.00 Acres | | | | | |
| | NR-D IMPROVEMENTS | | T | 106 | DIP NON-RES. LAND & IMPROVEMENTS | | 5,610 |
| | | | 100% Alberta School Foundation Fund | | | | |
| 919515070 | 7-SE-15-25-19-4 | 0.00 Acres | | | | | |
| | NR-D IMPROVEMENTS | | T | 106 | DIP NON-RES. LAND & IMPROVEMENTS | | 4,970 |
| | | | 100% Alberta School Foundation Fund | | | | |
| 919515150 | 15-NE-15-25-19-4 | 0.00 Acres | | | | | |
| | NR-D IMPROVEMENTS | | T | 106 | DIP NON-RES. LAND & IMPROVEMENTS | | 5,610 |
| | | | 100% Alberta School Foundation Fund | | | | |
| 919516040 | 4-SW-16-25-19-4 | 0.00 Acres | | | | | |
| | ME-D IMPROVEMENTS | | T | 8 | DIP MACHINERY & EQUIPMENT | | 53,210 |
| | NR-D | | T | 106 | DIP NON-RES. LAND & IMPROVEMENTS | | 6,440 |
| | | | 100% Alberta School Foundation Fund | | | | |
| | | | Taxable Total: | | | | 59,650 |
| 919516060 | 6-SW-16-25-19-4 | 0.00 Acres | | | | | |
| | ME-D IMPROVEMENTS | | T | 8 | DIP MACHINERY & EQUIPMENT | | 52,170 |



2020 Assessment Roll (Valuation Date 1-July, 2020) 2021 Taxation Year, Wheatland County

Assessment Year: 2020
Tax Year: 2021

| Roll | Legal Address | | | | | | Total |
|-----------|-------------------|------------|-------|----------------------------------|----------------|--|---------|
| | NR-D | | T 106 | DIP NON-RES. LAND & IMPROVEMENTS | | | 6,290 |
| | | | 100% | Alberta School Foundation Fund | Taxable Total: | | 58,460 |
| 919517030 | 3-SW-17-25-19-4 | 0.00 Acres | | | | | |
| | ME-D IMPROVEMENTS | | T 8 | DIP MACHINERY & EQUIPMENT | | | 71,170 |
| | NR-D | | T 106 | DIP NON-RES. LAND & IMPROVEMENTS | | | 9,580 |
| | | | 100% | Alberta School Foundation Fund | Taxable Total: | | 80,750 |
| 919517100 | 10-NE-17-25-19-4 | 0.00 Acres | | | | | |
| | ME-D IMPROVEMENTS | | T 8 | DIP MACHINERY & EQUIPMENT | Taxable Total: | | 44,670 |
| | | | 100% | Alberta School Foundation Fund | | | |
| 919517130 | 13-NW-17-25-19-4 | 0.00 Acres | | | | | |
| | ME-D IMPROVEMENTS | | T 8 | DIP MACHINERY & EQUIPMENT | | | 99,040 |
| | NR-D | | T 106 | DIP NON-RES. LAND & IMPROVEMENTS | | | 13,140 |
| | | | 100% | Alberta School Foundation Fund | Taxable Total: | | 112,180 |
| 919518080 | 8-SE-18-25-19-4 | 0.00 Acres | | | | | |
| | ME-D IMPROVEMENTS | | T 8 | DIP MACHINERY & EQUIPMENT | | | 59,290 |
| | NR-D | | T 106 | DIP NON-RES. LAND & IMPROVEMENTS | | | 21,940 |
| | | | 100% | Alberta School Foundation Fund | Taxable Total: | | 81,230 |
| 919518140 | 14-NW-18-25-19-4 | 0.00 Acres | | | | | |
| | ME-D IMPROVEMENTS | | T 8 | DIP MACHINERY & EQUIPMENT | | | 83,960 |
| | NR-D | | T 106 | DIP NON-RES. LAND & IMPROVEMENTS | | | 13,150 |
| | | | 100% | Alberta School Foundation Fund | Taxable Total: | | 97,110 |
| 919518160 | 16-NE-18-25-19-4 | 0.00 Acres | | | | | |
| | ME-D IMPROVEMENTS | | T 8 | DIP MACHINERY & EQUIPMENT | | | 115,350 |
| | NR-D | | T 106 | DIP NON-RES. LAND & IMPROVEMENTS | | | 14,510 |
| | | | 100% | Alberta School Foundation Fund | Taxable Total: | | 129,860 |
| 919519020 | 2-SE-19-25-19-4 | 0.00 Acres | | | | | |
| | ME-D IMPROVEMENTS | | T 8 | DIP MACHINERY & EQUIPMENT | | | 104,370 |
| | NR-D | | T 106 | DIP NON-RES. LAND & IMPROVEMENTS | | | 13,500 |
| | | | 100% | Alberta School Foundation Fund | Taxable Total: | | 117,870 |



2020 Assessment Roll (Valuation Date 1-July, 2020) 2021 Taxation Year, Wheatland County

Assessment Year: 2020
Tax Year: 2021

| Roll | Legal Address | | | Total |
|-----------|--------------------------|-------------------------------------|----------------------------------|-----------|
| 919519050 | 5-SW-19-25-19-4 | 0.00 Acres | | |
| | ME-D IMPROVEMENTS | T 8 | DIP MACHINERY & EQUIPMENT | 154,550 |
| | NR-D | T 106 | DIP NON-RES. LAND & IMPROVEMENTS | 13,500 |
| | | 100% Alberta School Foundation Fund | Taxable Total: | 168,050 |
| 919519100 | 10-NE-19-25-19-4 | 0.00 Acres | | |
| | NR-D IMPROVEMENTS | T 106 | DIP NON-RES. LAND & IMPROVEMENTS | 5,040 |
| | | 100% Alberta School Foundation Fund | Taxable Total: | |
| 919519140 | 14-NW-19-25-19-4 | 0.00 Acres | | |
| | ME-D IMPROVEMENTS | T 8 | DIP MACHINERY & EQUIPMENT | 115,690 |
| | NR-D | T 106 | DIP NON-RES. LAND & IMPROVEMENTS | 14,030 |
| | | 100% Alberta School Foundation Fund | Taxable Total: | 129,720 |
| 919520040 | 4-SW-20-25-19-4 | 0.00 Acres | D.H. 6-20-25-19-W4 | |
| | ME-D IMPROVEMENTS | T 8 | DIP MACHINERY & EQUIPMENT | 115,690 |
| | NR-D | T 106 | DIP NON-RES. LAND & IMPROVEMENTS | 19,640 |
| | | 100% Alberta School Foundation Fund | Taxable Total: | 135,330 |
| 919520100 | 10-NE-20-25-19-4 | 2.07 Acres | | |
| | ME-D LAND & IMPROVEMENTS | T 8 | DIP MACHINERY & EQUIPMENT | 913,060 |
| | NR-D | T 106 | DIP NON-RES. LAND & IMPROVEMENTS | 242,170 |
| | | 100% Alberta School Foundation Fund | Taxable Total: | 1,155,230 |
| 919520130 | 13-NW-20-25-19-4 | 0.00 Acres | | |
| | ME-D IMPROVEMENTS | T 8 | DIP MACHINERY & EQUIPMENT | 122,490 |
| | NR-D | T 106 | DIP NON-RES. LAND & IMPROVEMENTS | 14,390 |
| | | 100% Alberta School Foundation Fund | Taxable Total: | 136,880 |
| 919521110 | 11-NW-21-25-19-4 | 0.00 Acres | | |
| | NR-D IMPROVEMENTS | T 106 | DIP NON-RES. LAND & IMPROVEMENTS | 4,240 |
| | | 100% Alberta School Foundation Fund | Taxable Total: | |
| 919523020 | 2-SE-23-25-19-4 | 0.00 Acres | | |



2020 Assessment Roll (Valuation Date 1-July, 2020) 2021 Taxation Year, Wheatland County

Assessment Year: 2020
Tax Year: 2021

| Roll | Legal Address | | | | | | Total |
|-----------|-------------------|------------|---|-----|-------------------------------------|----------------|---------|
| 919523150 | ME-D IMPROVEMENTS | | T | 8 | DIP MACHINERY & EQUIPMENT | | 115,690 |
| | NR-D | | T | 106 | DIP NON-RES. LAND & IMPROVEMENTS | | 14,030 |
| | | | | | 100% Alberta School Foundation Fund | Taxable Total: | 129,720 |
| | 15-NE-23-25-19-4 | 0.00 Acres | | | | | |
| 919524040 | NR-D IMPROVEMENTS | | T | 106 | DIP NON-RES. LAND & IMPROVEMENTS | Taxable Total: | 7,890 |
| | | | | | 100% Alberta School Foundation Fund | | |
| | | | | | | | |
| | 4-SW-24-25-19-4 | 0.00 Acres | | | | | |
| 919524080 | ME-D IMPROVEMENTS | | T | 8 | DIP MACHINERY & EQUIPMENT | | 82,440 |
| | NR-D | | T | 106 | DIP NON-RES. LAND & IMPROVEMENTS | | 13,080 |
| | | | | | 100% Alberta School Foundation Fund | Taxable Total: | 95,520 |
| | 8-SE-24-25-19-4 | 0.00 Acres | | | | | |
| 919526030 | ME-D IMPROVEMENTS | | T | 8 | DIP MACHINERY & EQUIPMENT | | 90,390 |
| | NR-D | | T | 106 | DIP NON-RES. LAND & IMPROVEMENTS | | 12,610 |
| | | | | | 100% Alberta School Foundation Fund | Taxable Total: | 103,000 |
| | 3-SW-26-25-19-4 | 0.00 Acres | | | | | |
| 919527140 | ME-D IMPROVEMENTS | | T | 8 | DIP MACHINERY & EQUIPMENT | | 243,510 |
| | NR-D | | T | 106 | DIP NON-RES. LAND & IMPROVEMENTS | | 22,590 |
| | | | | | 100% Alberta School Foundation Fund | Taxable Total: | 266,100 |
| | 14-NW-27-25-19-4 | 0.00 Acres | | | | | |
| 919528100 | ME-D IMPROVEMENTS | | T | 8 | DIP MACHINERY & EQUIPMENT | Taxable Total: | 36,630 |
| | | | | | 100% Alberta School Foundation Fund | | |
| | | | | | | | |
| | 10-NE-28-25-19-4 | 0.00 Acres | | | | | |
| 919528160 | ME-D IMPROVEMENTS | | T | 8 | DIP MACHINERY & EQUIPMENT | | 72,270 |
| | NR-D | | T | 106 | DIP NON-RES. LAND & IMPROVEMENTS | | 9,220 |
| | | | | | 100% Alberta School Foundation Fund | Taxable Total: | 81,490 |
| | 16-NE-28-25-19-4 | 0.00 Acres | | | | | |
| 919528160 | ME-D IMPROVEMENTS | | T | 8 | DIP MACHINERY & EQUIPMENT | | 155,130 |
| | NR-D | | T | 106 | DIP NON-RES. LAND & IMPROVEMENTS | | 14,390 |
| | | | | | 100% Alberta School Foundation Fund | Taxable Total: | 169,520 |



2020 Assessment Roll (Valuation Date 1-July, 2020) 2021 Taxation Year, Wheatland County

Assessment Year: 2020
Tax Year: 2021

| Roll | Legal Address | | | | Total |
|-----------|-------------------|------------|-------|-------------------------------------|---------|
| 919529060 | 6-SW-29-25-19-4 | 0.00 Acres | | | |
| | ME-D IMPROVEMENTS | | T 8 | DIP MACHINERY & EQUIPMENT | 63,780 |
| | NR-D | | T 106 | DIP NON-RES. LAND & IMPROVEMENTS | 11,070 |
| | | | | 100% Alberta School Foundation Fund | |
| | | | | Taxable Total: | 74,850 |
| 919530070 | 7-SE-30-25-19-4 | 0.00 Acres | | Downhole 1-30-25-19-W4 | |
| | ME-D IMPROVEMENTS | | T 8 | DIP MACHINERY & EQUIPMENT | 118,030 |
| | NR-D | | T 106 | DIP NON-RES. LAND & IMPROVEMENTS | 55,950 |
| | | | | 100% Alberta School Foundation Fund | |
| | | | | Taxable Total: | 173,980 |
| 919530100 | 10-NE-30-25-19-4 | 0.00 Acres | | | |
| | ME-D IMPROVEMENTS | | T 8 | DIP MACHINERY & EQUIPMENT | 48,850 |
| | NR-D | | T 106 | DIP NON-RES. LAND & IMPROVEMENTS | 10,310 |
| | | | | 100% Alberta School Foundation Fund | |
| | | | | Taxable Total: | 59,160 |
| 919532060 | 6-SW-32-25-19-4 | 0.00 Acres | | | |
| | ME-D IMPROVEMENTS | | T 8 | DIP MACHINERY & EQUIPMENT | 74,240 |
| | NR-D | | T 106 | DIP NON-RES. LAND & IMPROVEMENTS | 8,110 |
| | | | | 100% Alberta School Foundation Fund | |
| | | | | Taxable Total: | 82,350 |
| 919532160 | 16-NE-32-25-19-4 | 0.00 Acres | | | |
| | ME-D IMPROVEMENTS | | T 8 | DIP MACHINERY & EQUIPMENT | 64,430 |
| | NR-D | | T 106 | DIP NON-RES. LAND & IMPROVEMENTS | 6,680 |
| | | | | 100% Alberta School Foundation Fund | |
| | | | | Taxable Total: | 71,110 |
| 919533060 | 6-SW-33-25-19-4 | 0.00 Acres | | | |
| | ME-D IMPROVEMENTS | | T 8 | DIP MACHINERY & EQUIPMENT | 209,630 |
| | NR-D | | T 106 | DIP NON-RES. LAND & IMPROVEMENTS | 15,490 |
| | | | | 100% Alberta School Foundation Fund | |
| | | | | Taxable Total: | 225,120 |
| 919533140 | 14-NW-33-25-19-4 | 0.00 Acres | | | |
| | ME-D IMPROVEMENTS | | T 8 | DIP MACHINERY & EQUIPMENT | 74,800 |
| | NR-D | | T 106 | DIP NON-RES. LAND & IMPROVEMENTS | 6,440 |
| | | | | 100% Alberta School Foundation Fund | |
| | | | | Taxable Total: | 81,240 |



2020 Assessment Roll (Valuation Date 1-July, 2020) 2021 Taxation Year, Wheatland County

Assessment Year: 2020
Tax Year: 2021

| Roll | Legal Address | | | | Total |
|-----------|-------------------|------------|-------|-------------------------------------|---------|
| 919535160 | 16-NE-35-25-19-4 | 0.00 Acres | | | |
| | ME-D IMPROVEMENTS | | T 8 | DIP MACHINERY & EQUIPMENT | 52,250 |
| | NR-D | | T 106 | DIP NON-RES. LAND & IMPROVEMENTS | 6,290 |
| | | | | 100% Alberta School Foundation Fund | |
| | | | | Taxable Total: | 58,540 |
| 919603060 | 6-SW-3-26-19-4 | 0.00 Acres | | | |
| | NR-D IMPROVEMENTS | | T 106 | DIP NON-RES. LAND & IMPROVEMENTS | 2,580 |
| | | | | 100% Alberta School Foundation Fund | |
| | | | | Taxable Total: | |
| 919604060 | 6-SW-4-26-19-4 | 0.00 Acres | | | |
| | ME-D IMPROVEMENTS | | T 8 | DIP MACHINERY & EQUIPMENT | 78,730 |
| | NR-D | | T 106 | DIP NON-RES. LAND & IMPROVEMENTS | 6,840 |
| | | | | 100% Alberta School Foundation Fund | |
| | | | | Taxable Total: | 85,570 |
| 919604110 | 11-NW-4-26-19-4 | 0.00 Acres | | DH 3-9 | |
| | ME-D IMPROVEMENTS | | T 8 | DIP MACHINERY & EQUIPMENT | 260,000 |
| | NR-D | | T 106 | DIP NON-RES. LAND & IMPROVEMENTS | 16,940 |
| | | | | 100% Alberta School Foundation Fund | |
| | | | | Taxable Total: | 276,940 |
| 919605080 | 8-SE-5-26-19-4 | 0.00 Acres | | | |
| | ME-D IMPROVEMENTS | | T 8 | DIP MACHINERY & EQUIPMENT | 72,880 |
| | NR-D | | T 106 | DIP NON-RES. LAND & IMPROVEMENTS | 8,220 |
| | | | | 100% Alberta School Foundation Fund | |
| | | | | Taxable Total: | 81,100 |
| 919605140 | 14-NW-5-26-19-4 | 0.00 Acres | | | |
| | ME-D IMPROVEMENTS | | T 8 | DIP MACHINERY & EQUIPMENT | 86,990 |
| | NR-D | | T 106 | DIP NON-RES. LAND & IMPROVEMENTS | 12,890 |
| | | | | 100% Alberta School Foundation Fund | |
| | | | | Taxable Total: | 99,880 |
| 919606040 | 4-SW-6-26-19-4 | 0.00 Acres | | COMPRESSOR STATION | |
| | ME-D IMPROVEMENTS | | T 8 | DIP MACHINERY & EQUIPMENT | 111,910 |
| | NR-D | | T 106 | DIP NON-RES. LAND & IMPROVEMENTS | 72,990 |
| | | | | 100% Alberta School Foundation Fund | |
| | | | | Taxable Total: | 184,900 |



2020 Assessment Roll (Valuation Date 1-July, 2020) 2021 Taxation Year, Wheatland County

Assessment Year: 2020
Tax Year: 2021

| Roll | Legal Address | Total |
|-----------|---|-------|
| 919606160 | 16-NE-6-26-19-4 4.25 Acres | |
| | ME-D LAND & IMPROVEMENTS T 8 DIP MACHINERY & EQUIPMENT 125,890 | |
| | NR-D T 106 DIP NON-RES. LAND & IMPROVEMENTS 296,950 | |
| | 100% Alberta School Foundation Fund Taxable Total: 422,840 | |
| 919608160 | 16-NE-8-26-19-4 0.00 Acres | |
| | ME-D IMPROVEMENTS T 8 DIP MACHINERY & EQUIPMENT 84,970 | |
| | NR-D T 106 DIP NON-RES. LAND & IMPROVEMENTS 9,060 | |
| | 100% Alberta School Foundation Fund Taxable Total: 94,030 | |
| 919609050 | 5-SW-9-26-19-4 0.00 Acres D.H 8-17 | |
| | NR-D IMPROVEMENTS T 106 DIP NON-RES. LAND & IMPROVEMENTSTaxable Total: 6,200 | |
| | 100% Alberta School Foundation Fund | |
| 919609060 | 6-SW-9-26-19-4 0.00 Acres | |
| | ME-D IMPROVEMENTS T 8 DIP MACHINERY & EQUIPMENT 48,730 | |
| | NR-D T 106 DIP NON-RES. LAND & IMPROVEMENTS 6,840 | |
| | 100% Alberta School Foundation Fund Taxable Total: 55,570 | |
| 919611040 | 4-SW-11-26-19-4 0.00 Acres | |
| | NR-D IMPROVEMENTS T 106 DIP NON-RES. LAND & IMPROVEMENTSTaxable Total: 3,060 | |
| | 100% Alberta School Foundation Fund | |
| 919612140 | 8111505 OT 14-NW-12-26-19-4 0.45 Acres SEIU CREEK MTR STATION P#721 | |
| | ME-D LAND & IMPROVEMENTS T 8 DIP MACHINERY & EQUIPMENT 167,470 | |
| | NR-D T 106 DIP NON-RES. LAND & IMPROVEMENTS 56,790 | |
| | 100% Alberta School Foundation Fund Taxable Total: 224,260 | |
| 919612141 | 14-NW-12-26-19-4 40.00 Acres Northeast Corner_ PLANT SITE Seiu_Lake Gas Plant Site 190041 TWP RD 262 | |
| | F-D LAND & IMPROVEMENTS T 2 DIP FARMLAND 3,720 | |
| | ME-D T 8 DIP MACHINERY & EQUIPMENT 7,010,450 | |
| | NR-D T 106 DIP NON-RES. LAND & IMPROVEMENTS 944,580 | |
| | 100% Alberta School Foundation Fund Taxable Total: 7,958,750 | |



2020 Assessment Roll (Valuation Date 1-July, 2020) 2021 Taxation Year, Wheatland County

Assessment Year: 2020
Tax Year: 2021

| Roll | Legal Address | | | | Total |
|-----------|----------------------------|------------|-------|-------------------------------------|---------|
| 919613040 | 4-SW-13-26-19-4 | 0.00 Acres | | | |
| | NR-D IMPROVEMENTS | | T 106 | DIP NON-RES. LAND & IMPROVEMENTS | 3,050 |
| | | | | 100% Alberta School Foundation Fund | |
| 919613080 | 8-SE-13-26-19-4 | 0.00 Acres | | | |
| | NR-D IMPROVEMENTS | | T 106 | DIP NON-RES. LAND & IMPROVEMENTS | 8,850 |
| | | | | 100% Alberta School Foundation Fund | |
| 919613090 | 9-NE-13-26-19-4 | 0.00 Acres | | | |
| | NR-D IMPROVEMENTS | | T 106 | DIP NON-RES. LAND & IMPROVEMENTS | 3,560 |
| | | | | 100% Alberta School Foundation Fund | |
| 919614080 | 8-SE-14-26-19-4 | 0.00 Acres | | | |
| | ME-D IMPROVEMENTS | | T 8 | DIP MACHINERY & EQUIPMENT | 81,250 |
| | NR-D | | T 106 | DIP NON-RES. LAND & IMPROVEMENTS | 7,260 |
| | | | | 100% Alberta School Foundation Fund | |
| | | | | Taxable Total: | 88,510 |
| 919616160 | 3316JK OT 16-NE-16-26-19-4 | 3.67 Acres | | Radio Tower Site Radio Tower Site | |
| | ME-D LAND & IMPROVEMENTS | | T 8 | DIP MACHINERY & EQUIPMENT | 14,740 |
| | NR-D | | T 106 | DIP NON-RES. LAND & IMPROVEMENTS | 74,940 |
| | | | | 100% Alberta School Foundation Fund | |
| | | | | Taxable Total: | 89,680 |
| 919618010 | 1-SE-18-26-19-4 | 0.00 Acres | | DH 14-18 | |
| | ME-D IMPROVEMENTS | | T 8 | DIP MACHINERY & EQUIPMENT | 240,070 |
| | NR-D | | T 106 | DIP NON-RES. LAND & IMPROVEMENTS | 19,450 |
| | | | | 100% Alberta School Foundation Fund | |
| | | | | Taxable Total: | 259,520 |
| 919618040 | 4-SW-18-26-19-4 | 0.00 Acres | | | |
| | NR-D IMPROVEMENTS | | T 106 | DIP NON-RES. LAND & IMPROVEMENTS | 15,490 |
| | | | | 100% Alberta School Foundation Fund | |
| 919618050 | 5-SW-18-26-19-4 | 0.00 Acres | | | |
| | ME-D IMPROVEMENTS | | T 8 | DIP MACHINERY & EQUIPMENT | 158,830 |
| | NR-D | | T 106 | DIP NON-RES. LAND & IMPROVEMENTS | 31,580 |
| | | | | Taxable Total: | 190,410 |



2020 Assessment Roll (Valuation Date 1-July, 2020) 2021 Taxation Year, Wheatland County

Assessment Year: 2020
Tax Year: 2021

| Roll | Legal Address | 100% Alberta School Foundation Fund | Total |
|-----------|-----------------------------|--|---------|
| 919618080 | 8-SE-18-26-19-4 0.00 Acres | | |
| | ME-D IMPROVEMENTS | T 8 DIP MACHINERY & EQUIPMENT | 143,220 |
| | NR-D | T 106 DIP NON-RES. LAND & IMPROVEMENTS | 14,030 |
| | | 100% Alberta School Foundation Fund Taxable Total: | 157,250 |
| 919618130 | 13-NW-18-26-19-4 0.00 Acres | | |
| | ME-D IMPROVEMENTS | T 8 DIP MACHINERY & EQUIPMENT | 164,420 |
| | NR-D | T 106 DIP NON-RES. LAND & IMPROVEMENTS | 15,880 |
| | | 100% Alberta School Foundation Fund Taxable Total: | 180,300 |
| 919621080 | 8-SE-21-26-19-4 0.00 Acres | | |
| | NR-D IMPROVEMENTS | T 106 DIP NON-RES. LAND & IMPROVEMENTS | 11,650 |
| | | 100% Alberta School Foundation Fund Taxable Total: | |
| 919621140 | 14-NW-21-26-19-4 0.00 Acres | | |
| | NR-D IMPROVEMENTS | T 106 DIP NON-RES. LAND & IMPROVEMENTS | 9,210 |
| | | 100% Alberta School Foundation Fund Taxable Total: | |
| 919621160 | 16-NE-21-26-19-4 0.00 Acres | | |
| | NR-D IMPROVEMENTS | T 106 DIP NON-RES. LAND & IMPROVEMENTS | 8,350 |
| | | 100% Alberta School Foundation Fund Taxable Total: | |
| 919623060 | 6-SW-23-26-19-4 0.00 Acres | | |
| | NR-D IMPROVEMENTS | T 106 DIP NON-RES. LAND & IMPROVEMENTS | 2,320 |
| | | 100% Alberta School Foundation Fund Taxable Total: | |
| 919623100 | 10-NE-23-26-19-4 0.00 Acres | | |
| | ME-D IMPROVEMENTS | T 8 DIP MACHINERY & EQUIPMENT | 60,930 |
| | NR-D | T 106 DIP NON-RES. LAND & IMPROVEMENTS | 7,460 |
| | | 100% Alberta School Foundation Fund Taxable Total: | 68,390 |
| 919624060 | 6-SW-24-26-19-4 0.00 Acres | | |
| | NR-D IMPROVEMENTS | T 106 DIP NON-RES. LAND & IMPROVEMENTS | 3,060 |
| | | 100% Alberta School Foundation Fund Taxable Total: | |



2020 Assessment Roll (Valuation Date 1-July, 2020) 2021 Taxation Year, Wheatland County

Assessment Year: 2020
Tax Year: 2021

| Roll | Legal Address | | | | Total |
|-----------|-------------------|------------|---|----------------|---------|
| 919625050 | 5-SW-25-26-19-4 | 0.00 Acres | Downhole 11-25-26-19 | | |
| | ME-D IMPROVEMENTS | | T 8 DIP MACHINERY & EQUIPMENT | | 77,740 |
| | NR-D | | T 106 DIP NON-RES. LAND & IMPROVEMENTS | | 11,770 |
| | | | 100% Alberta School Foundation Fund | Taxable Total: | 89,510 |
| 919626030 | 3-SW-26-26-19-4 | 0.00 Acres | | | |
| | ME-D IMPROVEMENTS | | T 8 DIP MACHINERY & EQUIPMENT | Taxable Total: | 53,150 |
| | | | 100% Alberta School Foundation Fund | | |
| 919627060 | 6-SW-27-26-19-4 | 0.00 Acres | | | |
| | ME-D IMPROVEMENTS | | T 8 DIP MACHINERY & EQUIPMENT | | 178,180 |
| | NR-D | | T 106 DIP NON-RES. LAND & IMPROVEMENTS | | 24,460 |
| | | | 100% Alberta School Foundation Fund | Taxable Total: | 202,640 |
| 919627090 | 9-NE-27-26-19-4 | 0.00 Acres | D.H. 16-27-26-19-W4 | | |
| | ME-D IMPROVEMENTS | | T 8 DIP MACHINERY & EQUIPMENT | | 90,140 |
| | NR-D | | T 106 DIP NON-RES. LAND & IMPROVEMENTS | | 11,470 |
| | | | 100% Alberta School Foundation Fund | Taxable Total: | 101,610 |
| 919628060 | 6-SW-28-26-19-4 | 0.00 Acres | | | |
| | ME-D IMPROVEMENTS | | T 8 DIP MACHINERY & EQUIPMENT | | 78,310 |
| | NR-D | | T 106 DIP NON-RES. LAND & IMPROVEMENTS | | 9,580 |
| | | | 100% Alberta School Foundation Fund | Taxable Total: | 87,890 |
| 919628160 | 16-NE-28-26-19-4 | 0.00 Acres | | | |
| | ME-D IMPROVEMENTS | | T 8 DIP MACHINERY & EQUIPMENT | | 69,890 |
| | NR-D | | T 106 DIP NON-RES. LAND & IMPROVEMENTS | | 8,910 |
| | | | 100% Alberta School Foundation Fund | Taxable Total: | 78,800 |
| 919629140 | 14-NW-29-26-19-4 | 0.00 Acres | | | |
| | NR-D IMPROVEMENTS | | T 106 DIP NON-RES. LAND & IMPROVEMENTS | Taxable Total: | 8,860 |
| | | | 100% Alberta School Foundation Fund | | |
| 919629141 | 14-NW-29-26-19-4 | 0.50 Acres | TOWER SITE Pine Cliff Energy Tower Site | | |



2020 Assessment Roll (Valuation Date 1-July, 2020) 2021 Taxation Year, Wheatland County

Assessment Year: 2020
Tax Year: 2021

| Roll | Legal Address | | | | Total |
|-----------|--------------------------|------------|-------|--------------------------------------|------------------------------|
| | NR-D LAND & IMPROVEMENTS | | T 106 | DIP NON-RES. LAND & IMPROVEMENTS | Taxable Total: 147,750 |
| | | | | 100% Alberta School Foundation Fund | |
| 919629142 | 14-NW-29-26-19-4 | 2.00 Acres | | Tower Site | Telus Tower Site |
| | NR LAND & IMPROVEMENTS | | T 105 | NON-RESEIDENTIAL LAND & IMPROVEMENTS | Taxable Total: 101,330 |
| | | | | 100% Alberta School Foundation Fund | |
| 919630060 | 6-SW-30-26-19-4 | 0.00 Acres | | | |
| | ME-D IMPROVEMENTS | | T 8 | DIP MACHINERY & EQUIPMENT | 63,320 |
| | NR-D | | T 106 | DIP NON-RES. LAND & IMPROVEMENTS | 6,440 |
| | | | | 100% Alberta School Foundation Fund | Taxable Total: 69,760 |
| 919631070 | 1-SE-31-26-19-4 | 0.00 Acres | | | WAYNE DALUM COMPRESSOR (13B) |
| | NR-D IMPROVEMENTS | | T 106 | DIP NON-RES. LAND & IMPROVEMENTS | Taxable Total: 7,110 |
| | | | | 100% Alberta School Foundation Fund | |
| 919631090 | 9-NE-31-26-19-4 | 0.00 Acres | | | |
| | ME-D IMPROVEMENTS | | T 8 | DIP MACHINERY & EQUIPMENT | 77,740 |
| | NR-D | | T 106 | DIP NON-RES. LAND & IMPROVEMENTS | 10,740 |
| | | | | 100% Alberta School Foundation Fund | Taxable Total: 88,480 |
| 919633040 | 4-SW-33-26-19-4 | 0.00 Acres | | | FLOW 12-28 & 5-33 |
| | NR-D IMPROVEMENTS | | T 106 | DIP NON-RES. LAND & IMPROVEMENTS | Taxable Total: 12,610 |
| | | | | 100% Alberta School Foundation Fund | |
| 919633100 | 10-NE-33-26-19-4 | 1.20 Acres | | | |
| | ME-D LAND & IMPROVEMENTS | | T 8 | DIP MACHINERY & EQUIPMENT | 115,970 |
| | NR-D | | T 106 | DIP NON-RES. LAND & IMPROVEMENTS | 116,500 |
| | | | | 100% Alberta School Foundation Fund | Taxable Total: 232,470 |
| 919634040 | 4-SW-34-26-19-4 | 0.00 Acres | | | |
| | ME-D IMPROVEMENTS | | T 8 | DIP MACHINERY & EQUIPMENT | 161,910 |
| | NR-D | | T 106 | DIP NON-RES. LAND & IMPROVEMENTS | 12,960 |
| | | | | 100% Alberta School Foundation Fund | Taxable Total: 174,870 |



2020 Assessment Roll (Valuation Date 1-July, 2020) 2021 Taxation Year, Wheatland County

Assessment Year: 2020
Tax Year: 2021

| Roll | Legal Address | | | Total |
|-----------|-------------------|-------------------------------------|----------------------------------|---------|
| 919634070 | 7-SE-34-26-19-4 | 0.00 Acres | | |
| | ME-D IMPROVEMENTS | T 8 | DIP MACHINERY & EQUIPMENT | 103,410 |
| | NR-D | T 106 | DIP NON-RES. LAND & IMPROVEMENTS | 13,610 |
| | | 100% Alberta School Foundation Fund | Taxable Total: | 117,020 |
| 919634090 | 9-NE-34-26-19-4 | 0.00 Acres | | |
| | ME-D IMPROVEMENTS | T 8 | DIP MACHINERY & EQUIPMENT | 69,070 |
| | NR-D | T 106 | DIP NON-RES. LAND & IMPROVEMENTS | 9,320 |
| | | 100% Alberta School Foundation Fund | Taxable Total: | 78,390 |
| 919634150 | 15-NE-34-26-19-4 | 0.00 Acres | | |
| | ME-D IMPROVEMENTS | T 8 | DIP MACHINERY & EQUIPMENT | 119,470 |
| | NR-D | T 106 | DIP NON-RES. LAND & IMPROVEMENTS | 12,610 |
| | | 100% Alberta School Foundation Fund | Taxable Total: | 132,080 |
| 919635120 | 12-NW-35-26-19-4 | 0.00 Acres | SU#2 DOWNHOLE 8-35-26-19W4 | |
| | ME-D IMPROVEMENTS | T 8 | DIP MACHINERY & EQUIPMENT | 155,480 |
| | NR-D | T 106 | DIP NON-RES. LAND & IMPROVEMENTS | 23,540 |
| | | 100% Alberta School Foundation Fund | Taxable Total: | 179,020 |
| 919635130 | 13-NW-35-26-19-4 | 0.00 Acres | BOOSTER COMPRESSOR | |
| | NR-D IMPROVEMENTS | T 106 | DIP NON-RES. LAND & IMPROVEMENTS | 15,270 |
| | | 100% Alberta School Foundation Fund | Taxable Total: | |
| 919636070 | 7-SE-36-26-19-4 | 0.00 Acres | | |
| | ME-D IMPROVEMENTS | T 8 | DIP MACHINERY & EQUIPMENT | 99,810 |
| | NR-D | T 106 | DIP NON-RES. LAND & IMPROVEMENTS | 13,140 |
| | | 100% Alberta School Foundation Fund | Taxable Total: | 112,950 |
| 919701070 | 7-SE-1-27-19-4 | 0.00 Acres | | |
| | ME-D IMPROVEMENTS | T 8 | DIP MACHINERY & EQUIPMENT | 310,840 |
| | NR-D | T 106 | DIP NON-RES. LAND & IMPROVEMENTS | 51,750 |
| | | 100% Alberta School Foundation Fund | Taxable Total: | 362,590 |



2020 Assessment Roll (Valuation Date 1-July, 2020) 2021 Taxation Year, Wheatland County

Assessment Year: 2020
Tax Year: 2021

| Roll | Legal Address | | | | Total |
|-----------|-------------------|------------|-------|----------------------------------|------------------------|
| 919702050 | 5-SW-2-27-19-4 | 0.00 Acres | | | |
| | ME-D IMPROVEMENTS | | T 8 | DIP MACHINERY & EQUIPMENT | 91,740 |
| | NR-D | | T 106 | DIP NON-RES. LAND & IMPROVEMENTS | 12,610 |
| | | | 100% | Alberta School Foundation Fund | Taxable Total: 104,350 |
| 919702080 | 8-SE-2-27-19-4 | 0.00 Acres | | | |
| | ME-D IMPROVEMENTS | | T 8 | DIP MACHINERY & EQUIPMENT | 148,830 |
| | NR-D | | T 106 | DIP NON-RES. LAND & IMPROVEMENTS | 29,730 |
| | | | 100% | Alberta School Foundation Fund | Taxable Total: 178,560 |
| 919702090 | 9-NE-2-27-19-4 | 0.00 Acres | | | |
| | ME-D IMPROVEMENTS | | T 8 | DIP MACHINERY & EQUIPMENT | 136,150 |
| | NR-D | | T 106 | DIP NON-RES. LAND & IMPROVEMENTS | 13,680 |
| | | | 100% | Alberta School Foundation Fund | Taxable Total: 149,830 |
| 919703080 | 8-SE-3-27-19-4 | 0.00 Acres | | | |
| | | | | DH 7-3-27-19-W4 | |
| | NR-D IMPROVEMENTS | | T 106 | DIP NON-RES. LAND & IMPROVEMENTS | 11,470 |
| | | | 100% | Alberta School Foundation Fund | Taxable Total: 11,470 |
| 919703100 | 10-NE-3-27-19-4 | 0.00 Acres | | | |
| | ME-D IMPROVEMENTS | | T 8 | DIP MACHINERY & EQUIPMENT | 72,820 |
| | NR-D | | T 106 | DIP NON-RES. LAND & IMPROVEMENTS | 11,610 |
| | | | 100% | Alberta School Foundation Fund | Taxable Total: 84,430 |
| 919704060 | 6-SW-4-27-19-4 | 0.00 Acres | | | |
| | ME-D IMPROVEMENTS | | T 8 | DIP MACHINERY & EQUIPMENT | 93,440 |
| | NR-D | | T 106 | DIP NON-RES. LAND & IMPROVEMENTS | 9,230 |
| | | | 100% | Alberta School Foundation Fund | Taxable Total: 102,670 |
| 919704080 | 8-SE-4-27-19-4 | 0.00 Acres | | | |
| | ME-D IMPROVEMENTS | | T 8 | DIP MACHINERY & EQUIPMENT | 57,110 |
| | NR-D | | T 106 | DIP NON-RES. LAND & IMPROVEMENTS | 15,200 |
| | | | 100% | Alberta School Foundation Fund | Taxable Total: 72,310 |



2020 Assessment Roll (Valuation Date 1-July, 2020) 2021 Taxation Year, Wheatland County

Assessment Year: 2020
Tax Year: 2021

| Roll | Legal Address | | | | Total |
|-----------|-------------------|------------|-------|-------------------------------------|-----------|
| 919704110 | 11-NW-4-27-19-4 | 0.00 Acres | | | |
| | ME-D IMPROVEMENTS | | T 8 | DIP MACHINERY & EQUIPMENT | 77,740 |
| | NR-D | | T 106 | DIP NON-RES. LAND & IMPROVEMENTS | 11,770 |
| | | | | 100% Alberta School Foundation Fund | |
| | | | | Taxable Total: | 89,510 |
| 919705030 | 3-SW-5-27-19-4 | 0.00 Acres | | | |
| | NR-D IMPROVEMENTS | | T 106 | DIP NON-RES. LAND & IMPROVEMENTS | 4,710 |
| | | | | 100% Alberta School Foundation Fund | |
| 919705160 | 16-NE-5-27-19-4 | 0.00 Acres | | | |
| | ME-D IMPROVEMENTS | | T 8 | DIP MACHINERY & EQUIPMENT | 283,170 |
| | NR-D | | T 106 | DIP NON-RES. LAND & IMPROVEMENTS | 28,210 |
| | | | | 100% Alberta School Foundation Fund | |
| | | | | Taxable Total: | 311,380 |
| 919706010 | 1-SE-6-27-19-4 | 0.00 Acres | | | |
| | ME-D IMPROVEMENTS | | T 8 | DIP MACHINERY & EQUIPMENT | 895,060 |
| | NR-D | | T 106 | DIP NON-RES. LAND & IMPROVEMENTS | 65,500 |
| | | | | 100% Alberta School Foundation Fund | |
| | | | | Taxable Total: | 960,560 |
| 919706070 | 7-SE-6-27-19-4 | 0.00 Acres | | | |
| | NR-D IMPROVEMENTS | | T 106 | DIP NON-RES. LAND & IMPROVEMENTS | 15,970 |
| | | | | 100% Alberta School Foundation Fund | |
| 919706090 | 9-NE-6-27-19-4 | 0.00 Acres | | | |
| | ME-D IMPROVEMENTS | | T 8 | DIP MACHINERY & EQUIPMENT | 1,387,930 |
| | NR-D | | T 106 | DIP NON-RES. LAND & IMPROVEMENTS | 181,110 |
| | | | | 100% Alberta School Foundation Fund | |
| | | | | Taxable Total: | 1,569,040 |
| 919707060 | 6-SW-7-27-19-4 | 0.00 Acres | | | |
| | ME-D IMPROVEMENTS | | T 8 | DIP MACHINERY & EQUIPMENT | 77,740 |
| | NR-D | | T 106 | DIP NON-RES. LAND & IMPROVEMENTS | 11,770 |
| | | | | 100% Alberta School Foundation Fund | |
| | | | | Taxable Total: | 89,510 |
| 919707110 | 11-NW-7-27-19-4 | 2.07 Acres | | | |



2020 Assessment Roll (Valuation Date 1-July, 2020) 2021 Taxation Year, Wheatland County

Assessment Year: 2020
Tax Year: 2021

| Roll | Legal Address | | | | Total |
|-----------|---|------------|-----|----------------------------------|---------|
| 919707150 | ME-D LAND & IMPROVEMENTS | T | 8 | DIP MACHINERY & EQUIPMENT | 772,130 |
| | NR-D | T | 106 | DIP NON-RES. LAND & IMPROVEMENTS | 168,300 |
| | 100% Alberta School Foundation Fund | | | Taxable Total: | 940,430 |
| | WAYNE DALUM METER STN P#656 WAYNE DALUM METER STATION | | | | |
| 919707160 | ME-D LAND & IMPROVEMENTS | T | 8 | DIP MACHINERY & EQUIPMENT | 45,970 |
| | NR-D | T | 106 | DIP NON-RES. LAND & IMPROVEMENTS | 57,690 |
| | 100% Alberta School Foundation Fund | | | Taxable Total: | 103,660 |
| | 16-NE-7-27-19-4 | 0.00 Acres | | | |
| 919708040 | ME-D IMPROVEMENTS | T | 8 | DIP MACHINERY & EQUIPMENT | 127,070 |
| | NR-D | T | 106 | DIP NON-RES. LAND & IMPROVEMENTS | 12,890 |
| | 100% Alberta School Foundation Fund | | | Taxable Total: | 139,960 |
| | 4-SW-8-27-19-4 | 0.00 Acres | | | |
| 919708070 | ME-D IMPROVEMENTS | T | 8 | DIP MACHINERY & EQUIPMENT | 90,140 |
| | NR-D | T | 106 | DIP NON-RES. LAND & IMPROVEMENTS | 11,470 |
| | 100% Alberta School Foundation Fund | | | Taxable Total: | 101,610 |
| | 7-SE-8-27-19-4 | 0.00 Acres | | | |
| 919708080 | ME-D IMPROVEMENTS | T | 8 | DIP MACHINERY & EQUIPMENT | 107,350 |
| | NR-D | T | 106 | DIP NON-RES. LAND & IMPROVEMENTS | 11,770 |
| | 100% Alberta School Foundation Fund | | | Taxable Total: | 119,120 |
| | 8-SE-8-27-19-4 | 0.00 Acres | | | |
| 919708150 | ME-D IMPROVEMENTS | T | 8 | DIP MACHINERY & EQUIPMENT | 501,220 |
| | NR-D | T | 106 | DIP NON-RES. LAND & IMPROVEMENTS | 75,060 |
| | 100% Alberta School Foundation Fund | | | Taxable Total: | 576,280 |
| | 15-NE-8-27-19-4 | 0.00 Acres | | | |
| 919709040 | ME-D IMPROVEMENTS | T | 8 | DIP MACHINERY & EQUIPMENT | 95,430 |
| | NR-D | T | 106 | DIP NON-RES. LAND & IMPROVEMENTS | 12,890 |
| | 100% Alberta School Foundation Fund | | | Taxable Total: | 108,320 |
| | 4-SW-9-27-19-4 | 0.00 Acres | | | |
| 919709040 | ME-D IMPROVEMENTS | T | 8 | DIP MACHINERY & EQUIPMENT | 223,660 |
| | | | | | |



2020 Assessment Roll (Valuation Date 1-July, 2020) 2021 Taxation Year, Wheatland County

Assessment Year: 2020
Tax Year: 2021

| Roll | Legal Address | | | | | | Total |
|-----------|-------------------|------------|-------|----------------------------------|------------------------|--|---------|
| | NR-D | | T 106 | DIP NON-RES. LAND & IMPROVEMENTS | | | 24,910 |
| | | | 100% | Alberta School Foundation Fund | Taxable Total: | | 248,570 |
| 919709130 | 14-NW-9-27-19-4 | 0.00 Acres | | | Downhole 13-09-27-19W4 | | |
| | ME-D IMPROVEMENTS | | T 8 | DIP MACHINERY & EQUIPMENT | | | 504,770 |
| | NR-D | | T 106 | DIP NON-RES. LAND & IMPROVEMENTS | | | 33,720 |
| | | | 100% | Alberta School Foundation Fund | Taxable Total: | | 538,490 |
| 919710100 | 10-NE-10-27-19-4 | 0.00 Acres | | | | | |
| | ME-D IMPROVEMENTS | | T 8 | DIP MACHINERY & EQUIPMENT | | | 77,740 |
| | NR-D | | T 106 | DIP NON-RES. LAND & IMPROVEMENTS | | | 10,740 |
| | | | 100% | Alberta School Foundation Fund | Taxable Total: | | 88,480 |
| 919711010 | 1-SE-11-27-19-4 | 0.00 Acres | | | | | |
| | NR-D IMPROVEMENTS | | T 106 | DIP NON-RES. LAND & IMPROVEMENTS | Taxable Total: | | 13,140 |
| | | | 100% | Alberta School Foundation Fund | | | |
| 919711040 | 4-SW-11-27-19-4 | 0.00 Acres | | | | | |
| | ME-D IMPROVEMENTS | | T 8 | DIP MACHINERY & EQUIPMENT | | | 81,140 |
| | NR-D | | T 106 | DIP NON-RES. LAND & IMPROVEMENTS | | | 13,140 |
| | | | 100% | Alberta School Foundation Fund | Taxable Total: | | 94,280 |
| 919711060 | 6-SW-11-27-19-4 | 0.00 Acres | | | | | |
| | ME-D IMPROVEMENTS | | T 8 | DIP MACHINERY & EQUIPMENT | | | 142,690 |
| | NR-D | | T 106 | DIP NON-RES. LAND & IMPROVEMENTS | | | 31,830 |
| | | | 100% | Alberta School Foundation Fund | Taxable Total: | | 174,520 |
| 919711090 | 9-NE-11-27-19-4 | 0.00 Acres | | | | | |
| | ME-D IMPROVEMENTS | | T 8 | DIP MACHINERY & EQUIPMENT | | | 122,490 |
| | NR-D | | T 106 | DIP NON-RES. LAND & IMPROVEMENTS | | | 14,390 |
| | | | 100% | Alberta School Foundation Fund | Taxable Total: | | 136,880 |
| 919711120 | 12-NW-11-27-19-4 | 0.00 Acres | | | | | |
| | ME-D IMPROVEMENTS | | T 8 | DIP MACHINERY & EQUIPMENT | | | 95,650 |
| | NR-D | | T 106 | DIP NON-RES. LAND & IMPROVEMENTS | | | 53,520 |
| | | | 100% | Alberta School Foundation Fund | Taxable Total: | | 149,170 |



2020 Assessment Roll (Valuation Date 1-July, 2020) 2021 Taxation Year, Wheatland County

Assessment Year: 2020
Tax Year: 2021

| Roll | Legal Address | | | | Total |
|-----------|--------------------------|------------|------------------------------|----------------------------------|--------------------------|
| 919711150 | 15-NE-11-27-19-4 | 0.00 Acres | Downhole 16-11 & 10-11-27-19 | | |
| | ME-D IMPROVEMENTS | | T 8 | DIP MACHINERY & EQUIPMENT | 99,810 |
| | NR-D | | T 106 | DIP NON-RES. LAND & IMPROVEMENTS | 13,140 |
| | | | 100% | Alberta School Foundation Fund | Taxable Total: 112,950 |
| 919712060 | 6-SW-12-27-19-4 | 0.00 Acres | | | |
| | ME-D IMPROVEMENTS | | T 8 | DIP MACHINERY & EQUIPMENT | 439,720 |
| | NR-D | | T 106 | DIP NON-RES. LAND & IMPROVEMENTS | 76,070 |
| | | | 100% | Alberta School Foundation Fund | Taxable Total: 515,790 |
| 919713020 | 2-SE-13-27-19-4 | 0.00 Acres | | | |
| | ME-D IMPROVEMENTS | | T 8 | DIP MACHINERY & EQUIPMENT | 262,640 |
| | NR-D | | T 106 | DIP NON-RES. LAND & IMPROVEMENTS | 31,490 |
| | | | 100% | Alberta School Foundation Fund | Taxable Total: 294,130 |
| 919713100 | 10-NE-13-27-19-4 | 9.00 Acres | Gas Plant | | |
| | 272066 RGE RD 190 | | | | |
| | ME-D LAND & IMPROVEMENTS | | T 8 | DIP MACHINERY & EQUIPMENT | 7,452,000 |
| | NR-D | | T 106 | DIP NON-RES. LAND & IMPROVEMENTS | 1,246,400 |
| | | | 100% | Alberta School Foundation Fund | Taxable Total: 8,698,400 |
| 919714160 | 16-NE-14-27-19-4 | 0.00 Acres | | | |
| | ME-D IMPROVEMENTS | | T 8 | DIP MACHINERY & EQUIPMENT | 77,740 |
| | NR-D | | T 106 | DIP NON-RES. LAND & IMPROVEMENTS | 11,770 |
| | | | 100% | Alberta School Foundation Fund | Taxable Total: 89,510 |
| 919715080 | 8-SE-15-27-19-4 | 0.00 Acres | | | |
| | ME-D IMPROVEMENTS | | T 8 | DIP MACHINERY & EQUIPMENT | 107,180 |
| | NR-D | | T 106 | DIP NON-RES. LAND & IMPROVEMENTS | 13,140 |
| | | | 100% | Alberta School Foundation Fund | Taxable Total: 120,320 |
| 919715110 | 11-NW-15-27-19-4 | 2.00 Acres | TORXEN Compressor Plant | | |
| | ME-D LAND & IMPROVEMENTS | | T 8 | DIP MACHINERY & EQUIPMENT | 2,401,330 |
| | NR-D | | T 106 | DIP NON-RES. LAND & IMPROVEMENTS | 416,970 |
| | | | 100% | Alberta School Foundation Fund | Taxable Total: 2,818,300 |



2020 Assessment Roll (Valuation Date 1-July, 2020) 2021 Taxation Year, Wheatland County

Assessment Year: 2020
Tax Year: 2021

| Roll | Legal Address | | | Total |
|-----------|--|-------------------------------------|---|---------|
| 919715120 | 12-NW-15-27-19-4 | 0.00 Acres | | |
| | ME-D IMPROVEMENTS | T 8 | DIP MACHINERY & EQUIPMENT | 192,560 |
| | NR-D | T 106 | DIP NON-RES. LAND & IMPROVEMENTS | 24,670 |
| | | 100% Alberta School Foundation Fund | Taxable Total: | 217,230 |
| 919715150 | 15-NE-15-27-19-4 | 0.00 Acres | | |
| | ME-D IMPROVEMENTS | T 8 | DIP MACHINERY & EQUIPMENT | 137,650 |
| | NR-D | T 106 | DIP NON-RES. LAND & IMPROVEMENTS | 13,500 |
| | | 100% Alberta School Foundation Fund | Taxable Total: | 151,150 |
| 919716070 | 7-SE-16-27-19-4 | 0.00 Acres | | |
| | ME-D IMPROVEMENTS | T 8 | DIP MACHINERY & EQUIPMENT | 173,540 |
| | NR-D | T 106 | DIP NON-RES. LAND & IMPROVEMENTS | 20,910 |
| | | 100% Alberta School Foundation Fund | Taxable Total: | 194,450 |
| 919716140 | 14-NW-16-27-19-4 | 0.00 Acres | | |
| | ME-D IMPROVEMENTS | T 8 | DIP MACHINERY & EQUIPMENT | 76,450 |
| | NR-D | T 106 | DIP NON-RES. LAND & IMPROVEMENTS | 9,020 |
| | | 100% Alberta School Foundation Fund | Taxable Total: | 85,470 |
| 919716160 | 16-NE-16-27-19-4 | 0.00 Acres | DH 2-16-27-19-W4 | |
| | ME-D IMPROVEMENTS | T 8 | DIP MACHINERY & EQUIPMENT | 470,960 |
| | NR-D | T 106 | DIP NON-RES. LAND & IMPROVEMENTS | 41,200 |
| | | 100% Alberta School Foundation Fund | Taxable Total: | 512,160 |
| 919717020 | 2-SE-17-27-19-4 | 0.00 Acres | | |
| | ME-D IMPROVEMENTS | T 8 | DIP MACHINERY & EQUIPMENT | 428,030 |
| | NR-D | T 106 | DIP NON-RES. LAND & IMPROVEMENTS | 46,700 |
| | | 100% Alberta School Foundation Fund | Taxable Total: | 474,730 |
| 919717050 | 646JK OT 5-SW-17-27-19-4 5.00 Acres 272035 RGE RD 195 | | WAYNE DALUM GAS PLANT (13A) TORXEN WAYNE DALUM GAS PLANT North part | |
| | ME-D LAND & IMPROVEMENTS | T 8 | DIP MACHINERY & EQUIPMENT | 80,410 |
| | NR-D | T 106 | DIP NON-RES. LAND & IMPROVEMENTS | 727,220 |
| | | 100% Alberta School Foundation Fund | Taxable Total: | 807,630 |



2020 Assessment Roll (Valuation Date 1-July, 2020) 2021 Taxation Year, Wheatland County

Assessment Year: 2020
Tax Year: 2021

| Roll | Legal Address | | | | | Total |
|-----------|--------------------------|-------------|---|-----|-------------------------------------|-----------|
| 919717051 | 5-SW-17-27-19-4 | 10.00 Acres | TORXEN WAYNE DALUM GAS PLANT South part | | | |
| | ME-D LAND & IMPROVEMENTS | | T | 8 | DIP MACHINERY & EQUIPMENT | 6,521,410 |
| | NR-D | | T | 106 | DIP NON-RES. LAND & IMPROVEMENTS | 987,600 |
| | | | | | 100% Alberta School Foundation Fund | |
| | | | | | Taxable Total: | 7,509,010 |
| 919717070 | 7-SE-17-27-19-4 | 0.00 Acres | | | | |
| | ME-D IMPROVEMENTS | | T | 8 | DIP MACHINERY & EQUIPMENT | 104,370 |
| | NR-D | | T | 106 | DIP NON-RES. LAND & IMPROVEMENTS | 13,500 |
| | | | | | 100% Alberta School Foundation Fund | |
| | | | | | Taxable Total: | 117,870 |
| 919717100 | 10-NE-17-27-19-4 | 0.00 Acres | | | | |
| | NR-D IMPROVEMENTS | | T | 106 | DIP NON-RES. LAND & IMPROVEMENTS | 5,430 |
| | | | | | 100% Alberta School Foundation Fund | |
| | | | | | Taxable Total: | 5,430 |
| 919718030 | 3-SW-18-27-19-4 | 0.00 Acres | | | | |
| | NR-D IMPROVEMENTS | | T | 106 | DIP NON-RES. LAND & IMPROVEMENTS | 13,680 |
| | | | | | 100% Alberta School Foundation Fund | |
| | | | | | Taxable Total: | 13,680 |
| 919718110 | 11-NW-18-27-19-4 | 0.00 Acres | | | | |
| | NR-D IMPROVEMENTS | | T | 106 | DIP NON-RES. LAND & IMPROVEMENTS | 3,780 |
| | | | | | 100% Alberta School Foundation Fund | |
| | | | | | Taxable Total: | 3,780 |
| 919719100 | 10-NE-19-27-19-4 | 0.00 Acres | | | | |
| | ME-D IMPROVEMENTS | | T | 8 | DIP MACHINERY & EQUIPMENT | 115,690 |
| | NR-D | | T | 106 | DIP NON-RES. LAND & IMPROVEMENTS | 14,030 |
| | | | | | 100% Alberta School Foundation Fund | |
| | | | | | Taxable Total: | 129,720 |
| 919721070 | 7-SE-21-27-19-4 | 0.00 Acres | | | | |
| | ME-D IMPROVEMENTS | | T | 8 | DIP MACHINERY & EQUIPMENT | 176,510 |
| | NR-D | | T | 106 | DIP NON-RES. LAND & IMPROVEMENTS | 15,280 |
| | | | | | 100% Alberta School Foundation Fund | |
| | | | | | Taxable Total: | 191,790 |
| 919721080 | 8-SE-21-27-19-4 | 0.00 Acres | | | | |
| | ME-D IMPROVEMENTS | | T | 8 | DIP MACHINERY & EQUIPMENT | 356,280 |



2020 Assessment Roll (Valuation Date 1-July, 2020) 2021 Taxation Year, Wheatland County

Assessment Year: 2020
Tax Year: 2021

| Roll | Legal Address | | | | | | Total | |
|-----------|-------------------|------------|-------------------------|------|----------------------------------|----------------|---------|--|
| | NR-D | | T | 106 | DIP NON-RES. LAND & IMPROVEMENTS | | 36,650 | |
| | | | | 100% | Alberta School Foundation Fund | Taxable Total: | 392,930 | |
| 919721120 | 12-NW-21-27-19-4 | 0.00 Acres | | | | | | |
| | ME-D IMPROVEMENTS | | T | 8 | DIP MACHINERY & EQUIPMENT | | 92,730 | |
| | NR-D | | T | 106 | DIP NON-RES. LAND & IMPROVEMENTS | | 12,430 | |
| | | | | 100% | Alberta School Foundation Fund | Taxable Total: | 105,160 | |
| 919721150 | 15-NE-21-27-19-4 | 0.00 Acres | Downhole 16-21-27-19 W4 | | | | | |
| | ME-D IMPROVEMENTS | | T | 8 | DIP MACHINERY & EQUIPMENT | | 104,370 | |
| | NR-D | | T | 106 | DIP NON-RES. LAND & IMPROVEMENTS | | 13,500 | |
| | | | | 100% | Alberta School Foundation Fund | Taxable Total: | 117,870 | |
| 919722010 | 1-SE-22-27-19-4 | 0.00 Acres | | | | | | |
| | ME-D IMPROVEMENTS | | T | 8 | DIP MACHINERY & EQUIPMENT | | 81,310 | |
| | NR-D | | T | 106 | DIP NON-RES. LAND & IMPROVEMENTS | | 12,090 | |
| | | | | 100% | Alberta School Foundation Fund | Taxable Total: | 93,400 | |
| 919722040 | 4-SW-22-27-19-4 | 0.00 Acres | | | | | | |
| | ME-D IMPROVEMENTS | | T | 8 | DIP MACHINERY & EQUIPMENT | | 145,800 | |
| | NR-D | | T | 106 | DIP NON-RES. LAND & IMPROVEMENTS | | 15,880 | |
| | | | | 100% | Alberta School Foundation Fund | Taxable Total: | 161,680 | |
| 919722120 | 12-NW-22-27-19-4 | 0.00 Acres | | | | | | |
| | ME-D IMPROVEMENTS | | T | 8 | DIP MACHINERY & EQUIPMENT | | 95,280 | |
| | NR-D | | T | 106 | DIP NON-RES. LAND & IMPROVEMENTS | | 12,960 | |
| | | | | 100% | Alberta School Foundation Fund | Taxable Total: | 108,240 | |
| 919722130 | 13-NW-22-27-19-4 | 0.00 Acres | | | | | | |
| | ME-D IMPROVEMENTS | | T | 8 | DIP MACHINERY & EQUIPMENT | | 90,140 | |
| | NR-D | | T | 106 | DIP NON-RES. LAND & IMPROVEMENTS | | 11,470 | |
| | | | | 100% | Alberta School Foundation Fund | Taxable Total: | 101,610 | |
| 919723030 | 3-SW-23-27-19-4 | 0.00 Acres | | | | | | |
| | ME-D IMPROVEMENTS | | T | 8 | DIP MACHINERY & EQUIPMENT | | 94,420 | |
| | NR-D | | T | 106 | DIP NON-RES. LAND & IMPROVEMENTS | | 12,960 | |



2020 Assessment Roll (Valuation Date 1-July, 2020) 2021 Taxation Year, Wheatland County

Assessment Year: 2020
Tax Year: 2021

| Roll | Legal Address | | | | Total |
|-----------|--------------------------|------------|-------------------------------------|----------------------------------|-----------|
| | | | 100% Alberta School Foundation Fund | Taxable Total: | 107,380 |
| 919723080 | 8-SE-23-27-19-4 | 0.00 Acres | | | |
| | NR-D IMPROVEMENTS | | T 106 | DIP NON-RES. LAND & IMPROVEMENTS | 3,610 |
| | | | 100% Alberta School Foundation Fund | | |
| 919723100 | 10-NE-23-27-19-4 | 0.00 Acres | | | |
| | NR-D IMPROVEMENTS | | T 106 | DIP NON-RES. LAND & IMPROVEMENTS | 48,790 |
| | | | 100% Alberta School Foundation Fund | | |
| 919723130 | 13-NW-23-27-19-4 | 0.00 Acres | | | |
| | ME-D IMPROVEMENTS | | T 8 | DIP MACHINERY & EQUIPMENT | 91,740 |
| | NR-D | | T 106 | DIP NON-RES. LAND & IMPROVEMENTS | 12,430 |
| | | | 100% Alberta School Foundation Fund | Taxable Total: | 104,170 |
| 919723160 | 16-NE-23-27-19-4 | 0.00 Acres | | | |
| | NR-D IMPROVEMENTS | | T 106 | DIP NON-RES. LAND & IMPROVEMENTS | 10,600 |
| | | | 100% Alberta School Foundation Fund | | |
| 919724080 | 8-SE-24-27-19-4 | 0.00 Acres | | | |
| | NR-D IMPROVEMENTS | | T 106 | DIP NON-RES. LAND & IMPROVEMENTS | 23,960 |
| | | | 100% Alberta School Foundation Fund | | |
| 919724090 | 9-NE-24-27-19-4 | 4.70 Acres | Compressor_Gas_Plant | | |
| | ME-D LAND & IMPROVEMENTS | | T 8 | DIP MACHINERY & EQUIPMENT | 2,541,960 |
| | NR-D | | T 106 | DIP NON-RES. LAND & IMPROVEMENTS | 522,670 |
| | | | 100% Alberta School Foundation Fund | Taxable Total: | 3,064,630 |
| 919725080 | 8-SE-25-27-19-4 | 0.00 Acres | | | |
| | NR-D IMPROVEMENTS | | T 106 | DIP NON-RES. LAND & IMPROVEMENTS | 4,120 |
| | | | 100% Alberta School Foundation Fund | | |
| 919725120 | 12-NW-25-27-19-4 | 0.00 Acres | | | |
| | NR-D IMPROVEMENTS | | T 106 | DIP NON-RES. LAND & IMPROVEMENTS | 8,100 |
| | | | 100% Alberta School Foundation Fund | | |



2020 Assessment Roll (Valuation Date 1-July, 2020) 2021 Taxation Year, Wheatland County

Assessment Year: 2020
Tax Year: 2021

| Roll | Legal Address | | | Total |
|-----------|-------------------|------------|---|------------------------|
| 919725140 | 14-NW-25-27-19-4 | 0.00 Acres | | |
| | NR-D IMPROVEMENTS | T 106 | DIP NON-RES. LAND & IMPROVEMENTS 100% Alberta School Foundation Fund | Taxable Total: 12,080 |
| 919725150 | 15-NE-25-27-19-4 | | | |
| | ME-D IMPROVEMENTS | T 8 | DIP MACHINERY & EQUIPMENT | 622,120 |
| | NR-D | T 106 | DIP NON-RES. LAND & IMPROVEMENTS 100% Alberta School Foundation Fund | 54,880 |
| | | | Taxable Total: | 677,000 |
| 919726020 | 2-SE-26-27-19-4 | 0.00 Acres | | |
| | NR-D IMPROVEMENTS | T 106 | DIP NON-RES. LAND & IMPROVEMENTS 100% Alberta School Foundation Fund | Taxable Total: 4,830 |
| 919726080 | 8-SE-26-27-19-4 | 0.00 Acres | | |
| | NR-D IMPROVEMENTS | T 106 | DIP NON-RES. LAND & IMPROVEMENTS 100% Alberta School Foundation Fund | Taxable Total: 3,830 |
| 919726100 | 10-NE-26-27-19-4 | 0.00 Acres | | |
| | ME-D IMPROVEMENTS | T 8 | DIP MACHINERY & EQUIPMENT 100% Alberta School Foundation Fund | Taxable Total: 60,900 |
| 919726140 | 14-NW-26-27-19-4 | 0.00 Acres | | |
| | NR-D IMPROVEMENTS | T 106 | DIP NON-RES. LAND & IMPROVEMENTS 100% Alberta School Foundation Fund | Taxable Total: 11,770 |
| 919727030 | 3-SW-27-27-19-4 | 0.00 Acres | | DOWNHOLE 4-27-27-19 W4 |
| | ME-D IMPROVEMENTS | T 8 | DIP MACHINERY & EQUIPMENT | 201,620 |
| | NR-D | T 106 | DIP NON-RES. LAND & IMPROVEMENTS 100% Alberta School Foundation Fund | 25,040 |
| | | | Taxable Total: | 226,660 |
| 919727070 | 7-SE-27-27-19-4 | 0.00 Acres | | |
| | NR-D IMPROVEMENTS | T 106 | DIP NON-RES. LAND & IMPROVEMENTS 100% Alberta School Foundation Fund | Taxable Total: 5,400 |



2020 Assessment Roll (Valuation Date 1-July, 2020) 2021 Taxation Year, Wheatland County

Assessment Year: 2020
Tax Year: 2021

| Roll | Legal Address | | | | | Total |
|-----------|-------------------|------------|------------------------|-------------------------------------|----------------|---------|
| 919727080 | 8-SE-27-27-19-4 | 0.00 Acres | | | | |
| | ME-D IMPROVEMENTS | | T 8 | DIP MACHINERY & EQUIPMENT | Taxable Total: | 62,410 |
| | | | | 100% Alberta School Foundation Fund | | |
| 919727100 | 10-NE-27-27-19-4 | 0.00 Acres | | | | |
| | ME-D IMPROVEMENTS | | T 8 | DIP MACHINERY & EQUIPMENT | | 83,950 |
| | NR-D | | T 106 | DIP NON-RES. LAND & IMPROVEMENTS | | 12,960 |
| | | | | 100% Alberta School Foundation Fund | Taxable Total: | 96,910 |
| 919727110 | 11-NW-27-27-19-4 | 0.00 Acres | | | | |
| | ME-D IMPROVEMENTS | | T 8 | DIP MACHINERY & EQUIPMENT | Taxable Total: | 55,950 |
| | | | | 100% Alberta School Foundation Fund | | |
| 919727130 | 13-NW-27-27-19-4 | 0.00 Acres | | | | |
| | ME-D IMPROVEMENTS | | T 8 | DIP MACHINERY & EQUIPMENT | | 137,100 |
| | NR-D | | T 106 | DIP NON-RES. LAND & IMPROVEMENTS | | 13,140 |
| | | | | 100% Alberta School Foundation Fund | Taxable Total: | 150,240 |
| 919727150 | 15-NE-27-27-19-4 | 0.00 Acres | | | | |
| | ME-D IMPROVEMENTS | | T 8 | DIP MACHINERY & EQUIPMENT | | 118,990 |
| | NR-D | | T 106 | DIP NON-RES. LAND & IMPROVEMENTS | | 11,610 |
| | | | | 100% Alberta School Foundation Fund | Taxable Total: | 130,600 |
| 919728040 | 4-SW-28-27-19-4 | 0.00 Acres | | | | |
| | ME-D IMPROVEMENTS | | T 8 | DIP MACHINERY & EQUIPMENT | | 516,690 |
| | NR-D | | T 106 | DIP NON-RES. LAND & IMPROVEMENTS | | 38,900 |
| | | | | 100% Alberta School Foundation Fund | Taxable Total: | 555,590 |
| 919728140 | 14-NW-28-27-19-4 | 0.00 Acres | | | | |
| | ME-D IMPROVEMENTS | | T 8 | DIP MACHINERY & EQUIPMENT | | 101,120 |
| | NR-D | | T 106 | DIP NON-RES. LAND & IMPROVEMENTS | | 12,430 |
| | | | | 100% Alberta School Foundation Fund | Taxable Total: | 113,550 |
| 919729130 | 13-NW-29-27-19-4 | 0.00 Acres | DOWNHOLE 1-31-27-19-W4 | | | |



2020 Assessment Roll (Valuation Date 1-July, 2020) 2021 Taxation Year, Wheatland County

Assessment Year: 2020
Tax Year: 2021

| Roll | Legal Address | | | | | | Total |
|-----------|------------------|------------|-------------------------------------|---|-----|----------------------------------|-------------------------|
| 919730140 | 14-NW-30-27-19-4 | 0.00 Acres | ME-D IMPROVEMENTS | T | 8 | DIP MACHINERY & EQUIPMENT | 162,620 |
| | | | NR-D | T | 106 | DIP NON-RES. LAND & IMPROVEMENTS | 24,180 |
| | | | 100% Alberta School Foundation Fund | | | | Taxable Total: |
| | | | | | | | 186,800 |
| 919731020 | 2-SE-31-27-19-4 | 0.00 Acres | ME-D IMPROVEMENTS | T | 8 | DIP MACHINERY & EQUIPMENT | 101,570 |
| | | | NR-D | T | 106 | DIP NON-RES. LAND & IMPROVEMENTS | 9,230 |
| | | | 100% Alberta School Foundation Fund | | | | Taxable Total: |
| | | | | | | | 110,800 |
| 919732040 | 4-SW-32-27-19-4 | 0.00 Acres | NR-D IMPROVEMENTS | T | 106 | DIP NON-RES. LAND & IMPROVEMENTS | 10,600 |
| | | | 100% Alberta School Foundation Fund | | | | Taxable Total: |
| | | | | | | | Downhole 01-31-27-19-W4 |
| | | | | | | | |
| 919732080 | 8-SE-32-27-19-4 | 0.00 Acres | ME-D IMPROVEMENTS | T | 8 | DIP MACHINERY & EQUIPMENT | 104,930 |
| | | | NR-D | T | 106 | DIP NON-RES. LAND & IMPROVEMENTS | 11,610 |
| | | | 100% Alberta School Foundation Fund | | | | Taxable Total: |
| | | | | | | | 116,540 |
| 919732120 | 12-NW-32-27-19-4 | 5.22 Acres | ME-D IMPROVEMENTS | T | 8 | DIP MACHINERY & EQUIPMENT | 115,690 |
| | | | NR-D | T | 106 | DIP NON-RES. LAND & IMPROVEMENTS | 14,030 |
| | | | 100% Alberta School Foundation Fund | | | | Taxable Total: |
| | | | | | | | 129,720 |
| 919732130 | 13-NW-32-27-19-4 | 0.00 Acres | ME-D LAND & IMPROVEMENTS | T | 8 | DIP MACHINERY & EQUIPMENT | 921,150 |
| | | | NR-D | T | 106 | DIP NON-RES. LAND & IMPROVEMENTS | 204,480 |
| | | | 100% Alberta School Foundation Fund | | | | Taxable Total: |
| | | | | | | | 1,125,630 |
| 919732160 | 16-NE-32-27-19-4 | 0.00 Acres | Downhole 16-31-27-19 W4 | | | | |
| | | | ME-D IMPROVEMENTS | T | 8 | DIP MACHINERY & EQUIPMENT | 104,370 |
| | | | NR-D | T | 106 | DIP NON-RES. LAND & IMPROVEMENTS | 13,500 |
| | | | 100% Alberta School Foundation Fund | | | | Taxable Total: |
| | | | ME-D IMPROVEMENTS | T | 8 | DIP MACHINERY & EQUIPMENT | 77,740 |
| | | | NR-D | T | 106 | DIP NON-RES. LAND & IMPROVEMENTS | 10,740 |
| | | | | | | | |
| | | | | | | | |



2020 Assessment Roll (Valuation Date 1-July, 2020) 2021 Taxation Year, Wheatland County

Assessment Year: 2020
Tax Year: 2021

| Roll | Legal Address | | | | Total |
|-----------|--------------------------|-------------------------------------|----------------------------------|-------------------|---------|
| | | 100% Alberta School Foundation Fund | Taxable Total: | | 88,480 |
| 919733010 | 1-SE-33-27-19-4 | 0.00 Acres | | | |
| | ME-D IMPROVEMENTS | T 8 | DIP MACHINERY & EQUIPMENT | | 92,040 |
| | NR-D | T 106 | DIP NON-RES. LAND & IMPROVEMENTS | | 12,960 |
| | | 100% Alberta School Foundation Fund | Taxable Total: | | 105,000 |
| 919733120 | 12-NW-33-27-19-4 | 0.00 Acres | | | |
| | ME-D IMPROVEMENTS | T 8 | DIP MACHINERY & EQUIPMENT | | 74,240 |
| | NR-D | T 106 | DIP NON-RES. LAND & IMPROVEMENTS | | 11,610 |
| | | 100% Alberta School Foundation Fund | Taxable Total: | | 85,850 |
| 919734010 | 1-SE-34-27-19-4 | 0.00 Acres | | | |
| | ME-D IMPROVEMENTS | T 8 | DIP MACHINERY & EQUIPMENT | | 87,670 |
| | NR-D | T 106 | DIP NON-RES. LAND & IMPROVEMENTS | | 12,610 |
| | | 100% Alberta School Foundation Fund | Taxable Total: | | 100,280 |
| 919734030 | 3-SW-34-27-19-4 | 0.00 Acres | | | |
| | NR-D IMPROVEMENTS | T 106 | DIP NON-RES. LAND & IMPROVEMENTS | Taxable Total: | 4,650 |
| | | 100% Alberta School Foundation Fund | | | |
| 919734120 | 12-NW-34-27-19-4 | 0.00 Acres | | Downhole is 13-34 | |
| | NR-D IMPROVEMENTS | T 106 | DIP NON-RES. LAND & IMPROVEMENTS | Taxable Total: | 4,840 |
| | | 100% Alberta School Foundation Fund | | | |
| 919734150 | 15-NE-34-27-19-4 | 7.41 Acres | | | |
| | NR-D LAND & IMPROVEMENTS | T 106 | DIP NON-RES. LAND & IMPROVEMENTS | Taxable Total: | 142,320 |
| | | 100% Alberta School Foundation Fund | | | |
| 919734160 | 16-NE-34-27-19-4 | 0.00 Acres | | | |
| | ME-D IMPROVEMENTS | T 8 | DIP MACHINERY & EQUIPMENT | | 102,280 |
| | NR-D | T 106 | DIP NON-RES. LAND & IMPROVEMENTS | | 13,140 |
| | | 100% Alberta School Foundation Fund | Taxable Total: | | 115,420 |
| 919735050 | 5-SW-35-27-19-4 | 0.00 Acres | | | |



2020 Assessment Roll (Valuation Date 1-July, 2020) 2021 Taxation Year, Wheatland County

Assessment Year: 2020
Tax Year: 2021

| Roll | Legal Address | | | | | | Total |
|-----------|-------------------|------------|---|-----|-------------------------------------|----------------|---------|
| | ME-D IMPROVEMENTS | | T | 8 | DIP MACHINERY & EQUIPMENT | Taxable Total: | 33,920 |
| | | | | | 100% Alberta School Foundation Fund | | |
| 919735100 | 10-NE-35-27-19-4 | 0.00 Acres | | | | | |
| | ME-D IMPROVEMENTS | | T | 8 | DIP MACHINERY & EQUIPMENT | | 155,340 |
| | NR-D | | T | 106 | DIP NON-RES. LAND & IMPROVEMENTS | | 11,140 |
| | | | | | 100% Alberta School Foundation Fund | Taxable Total: | 166,480 |
| 919735130 | 13-NW-35-27-19-4 | 0.00 Acres | | | | | |
| | NR-D IMPROVEMENTS | | T | 106 | DIP NON-RES. LAND & IMPROVEMENTS | Taxable Total: | 4,710 |
| | | | | | 100% Alberta School Foundation Fund | | |
| 919735160 | 16-NE-35-27-19-4 | 0.00 Acres | | | | | |
| | ME-D IMPROVEMENTS | | T | 8 | DIP MACHINERY & EQUIPMENT | | 88,170 |
| | NR-D | | T | 106 | DIP NON-RES. LAND & IMPROVEMENTS | | 13,100 |
| | | | | | 100% Alberta School Foundation Fund | Taxable Total: | 101,270 |
| 919736020 | 2-SE-36-27-19-4 | 0.00 Acres | | | | | |
| | ME-D IMPROVEMENTS | | T | 8 | DIP MACHINERY & EQUIPMENT | | 101,120 |
| | NR-D | | T | 106 | DIP NON-RES. LAND & IMPROVEMENTS | | 12,610 |
| | | | | | 100% Alberta School Foundation Fund | Taxable Total: | 113,730 |
| 919736130 | 13-NW-36-27-19-4 | 0.00 Acres | | | | | |
| | NR-D IMPROVEMENTS | | T | 106 | DIP NON-RES. LAND & IMPROVEMENTS | Taxable Total: | 4,300 |
| | | | | | 100% Alberta School Foundation Fund | | |
| 919736160 | 16-NE-36-27-19-4 | 0.00 Acres | | | | | |
| | ME-D IMPROVEMENTS | | T | 8 | DIP MACHINERY & EQUIPMENT | | 281,730 |
| | NR-D | | T | 106 | DIP NON-RES. LAND & IMPROVEMENTS | | 57,670 |
| | | | | | 100% Alberta School Foundation Fund | Taxable Total: | 339,400 |
| 919801050 | 5-SW-1-28-19-4 | 0.00 Acres | | | | | |
| | ME-D IMPROVEMENTS | | T | 8 | DIP MACHINERY & EQUIPMENT | | 96,410 |
| | NR-D | | T | 106 | DIP NON-RES. LAND & IMPROVEMENTS | | 13,140 |
| | | | | | 100% Alberta School Foundation Fund | Taxable Total: | 109,550 |



2020 Assessment Roll (Valuation Date 1-July, 2020) 2021 Taxation Year, Wheatland County

Assessment Year: 2020
Tax Year: 2021

| Roll | Legal Address | | | | Total |
|-----------|-------------------|------------|-------|-------------------------------------|---------|
| 919801070 | 7-SE-1-28-19-4 | 0.00 Acres | | | |
| | ME-D IMPROVEMENTS | | T 8 | DIP MACHINERY & EQUIPMENT | 73,110 |
| | NR-D | | T 106 | DIP NON-RES. LAND & IMPROVEMENTS | 27,310 |
| | | | | 100% Alberta School Foundation Fund | |
| | | | | Taxable Total: | 100,420 |
| 919801080 | 8-SE-1-28-19-4 | 0.00 Acres | | | |
| | ME-D IMPROVEMENTS | | T 8 | DIP MACHINERY & EQUIPMENT | 157,400 |
| | NR-D | | T 106 | DIP NON-RES. LAND & IMPROVEMENTS | 20,690 |
| | | | | 100% Alberta School Foundation Fund | |
| | | | | Taxable Total: | 178,090 |
| 919801110 | 13-NW-1-28-19-4 | 0.00 Acres | | Downhole 11-1-28-19-W4 | |
| | ME-D IMPROVEMENTS | | T 8 | DIP MACHINERY & EQUIPMENT | 88,170 |
| | NR-D | | T 106 | DIP NON-RES. LAND & IMPROVEMENTS | 12,080 |
| | | | | 100% Alberta School Foundation Fund | |
| | | | | Taxable Total: | 100,250 |
| 919801160 | 16-NE-1-28-19-4 | 0.00 Acres | | DH 14-6 & 1-12 | |
| | ME-D IMPROVEMENTS | | T 8 | DIP MACHINERY & EQUIPMENT | 190,860 |
| | NR-D | | T 106 | DIP NON-RES. LAND & IMPROVEMENTS | 25,780 |
| | | | | 100% Alberta School Foundation Fund | |
| | | | | Taxable Total: | 216,640 |
| 919802080 | 8-SE-2-28-19-4 | 0.00 Acres | | | |
| | ME-D IMPROVEMENTS | | T 8 | DIP MACHINERY & EQUIPMENT | 79,200 |
| | NR-D | | T 106 | DIP NON-RES. LAND & IMPROVEMENTS | 12,960 |
| | | | | 100% Alberta School Foundation Fund | |
| | | | | Taxable Total: | 92,160 |
| 919802100 | 10-NE-2-28-19-4 | 0.00 Acres | | | |
| | ME-D IMPROVEMENTS | | T 8 | DIP MACHINERY & EQUIPMENT | 101,730 |
| | NR-D | | T 106 | DIP NON-RES. LAND & IMPROVEMENTS | 11,770 |
| | | | | 100% Alberta School Foundation Fund | |
| | | | | Taxable Total: | 113,500 |
| 919803050 | 5-SW-3-28-19-4 | 0.00 Acres | | Downhole 4-3-28-19 | |
| | ME-D IMPROVEMENTS | | T 8 | DIP MACHINERY & EQUIPMENT | 173,800 |
| | NR-D | | T 106 | DIP NON-RES. LAND & IMPROVEMENTS | 23,860 |
| | | | | 100% Alberta School Foundation Fund | |
| | | | | Taxable Total: | 197,660 |



2020 Assessment Roll (Valuation Date 1-July, 2020) 2021 Taxation Year, Wheatland County

Assessment Year: 2020
Tax Year: 2021

| Roll | Legal Address | | | Total |
|-----------|-------------------|------------|-------------------------------------|---------|
| 919803140 | 14-NW-3-28-19-4 | 0.00 Acres | | |
| | NR-D IMPROVEMENTS | T 106 | DIP NON-RES. LAND & IMPROVEMENTS | 4,840 |
| | | | 100% Alberta School Foundation Fund | |
| 919804060 | 6-SW-4-28-19-4 | 0.00 Acres | | |
| | ME-D IMPROVEMENTS | T 8 | DIP MACHINERY & EQUIPMENT | 65,830 |
| | | | 100% Alberta School Foundation Fund | |
| 919805010 | 1-SE-5-28-19-4 | 0.00 Acres | | |
| | ME-D IMPROVEMENTS | T 8 | DIP MACHINERY & EQUIPMENT | 83,570 |
| | NR-D | T 106 | DIP NON-RES. LAND & IMPROVEMENTS | 11,770 |
| | | | 100% Alberta School Foundation Fund | |
| | | | Taxable Total: | 95,340 |
| 919805050 | 5-SW-5-28-19-4 | 0.00 Acres | | |
| | ME-D IMPROVEMENTS | T 8 | DIP MACHINERY & EQUIPMENT | 81,310 |
| | NR-D | T 106 | DIP NON-RES. LAND & IMPROVEMENTS | 12,890 |
| | | | 100% Alberta School Foundation Fund | |
| | | | Taxable Total: | 94,200 |
| 919806020 | 2-SE-6-28-19-4 | 0.00 Acres | Downhole 14-31-27-19 | |
| | ME-D IMPROVEMENTS | T 8 | DIP MACHINERY & EQUIPMENT | 104,370 |
| | NR-D | T 106 | DIP NON-RES. LAND & IMPROVEMENTS | 13,500 |
| | | | 100% Alberta School Foundation Fund | |
| | | | Taxable Total: | 117,870 |
| 919806030 | 3-SW-6-28-19-4 | 0.00 Acres | | |
| | ME-D IMPROVEMENTS | T 8 | DIP MACHINERY & EQUIPMENT | 226,300 |
| | NR-D | T 106 | DIP NON-RES. LAND & IMPROVEMENTS | 16,670 |
| | | | 100% Alberta School Foundation Fund | |
| | | | Taxable Total: | 242,970 |
| 919806080 | 8-SE-6-28-19-4 | 0.00 Acres | | |
| | ME-D IMPROVEMENTS | T 8 | DIP MACHINERY & EQUIPMENT | 52,890 |
| | NR-D | T 106 | DIP NON-RES. LAND & IMPROVEMENTS | 9,690 |
| | | | 100% Alberta School Foundation Fund | |
| | | | Taxable Total: | 62,580 |
| 919809050 | 5-SW-9-28-19-4 | 0.00 Acres | | |



2020 Assessment Roll (Valuation Date 1-July, 2020) 2021 Taxation Year, Wheatland County

Assessment Year: 2020
Tax Year: 2021

| Roll | Legal Address | | | | | Total |
|-----------|-------------------|------------|---|------|----------------------------------|------------------------|
| | ME-D IMPROVEMENTS | | T | 8 | DIP MACHINERY & EQUIPMENT | 73,030 |
| | NR-D | | T | 106 | DIP NON-RES. LAND & IMPROVEMENTS | 30,200 |
| | | | | 100% | Alberta School Foundation Fund | Taxable Total: 103,230 |
| 919809090 | 9-NE-9-28-19-4 | 0.00 Acres | | | | |
| | ME-D IMPROVEMENTS | | T | 8 | DIP MACHINERY & EQUIPMENT | 76,570 |
| | NR-D | | T | 106 | DIP NON-RES. LAND & IMPROVEMENTS | 10,200 |
| | | | | 100% | Alberta School Foundation Fund | Taxable Total: 86,770 |
| 919809140 | 14-NW-9-28-19-4 | 0.00 Acres | | | | |
| | ME-D IMPROVEMENTS | | T | 8 | DIP MACHINERY & EQUIPMENT | 293,590 |
| | NR-D | | T | 106 | DIP NON-RES. LAND & IMPROVEMENTS | 10,820 |
| | | | | 100% | Alberta School Foundation Fund | Taxable Total: 304,410 |
| 919810040 | 4-SW-10-28-19-4 | 0.00 Acres | | | | |
| | ME-D IMPROVEMENTS | | T | 8 | DIP MACHINERY & EQUIPMENT | 75,820 |
| | NR-D | | T | 106 | DIP NON-RES. LAND & IMPROVEMENTS | 12,080 |
| | | | | 100% | Alberta School Foundation Fund | Taxable Total: 87,900 |
| 919810060 | 6-SW-10-28-19-4 | 0.00 Acres | | | | |
| | ME-D IMPROVEMENTS | | T | 8 | DIP MACHINERY & EQUIPMENT | 259,230 |
| | NR-D | | T | 106 | DIP NON-RES. LAND & IMPROVEMENTS | 10,020 |
| | | | | 100% | Alberta School Foundation Fund | Taxable Total: 269,250 |
| 919810140 | 14-NW-10-28-19-4 | 0.00 Acres | | | | |
| | ME-D IMPROVEMENTS | | T | 8 | DIP MACHINERY & EQUIPMENT | 77,740 |
| | NR-D | | T | 106 | DIP NON-RES. LAND & IMPROVEMENTS | 11,770 |
| | | | | 100% | Alberta School Foundation Fund | Taxable Total: 89,510 |
| 919810160 | 16-NE-10-28-19-4 | 0.00 Acres | | | | |
| | ME-D IMPROVEMENTS | | T | 8 | DIP MACHINERY & EQUIPMENT | 72,990 |
| | NR-D | | T | 106 | DIP NON-RES. LAND & IMPROVEMENTS | 30,120 |
| | | | | 100% | Alberta School Foundation Fund | Taxable Total: 103,110 |
| 919811090 | 7-SE-11-28-19-4 | 0.00 Acres | | | | |
| | ME-D IMPROVEMENTS | | T | 8 | DIP MACHINERY & EQUIPMENT | 74,620 |



2020 Assessment Roll (Valuation Date 1-July, 2020) 2021 Taxation Year, Wheatland County

Assessment Year: 2020
Tax Year: 2021

| Roll | Legal Address | | | | | | Total |
|-----------|--------------------------|------------|-------|----------------------------------|------------------------|--|---------|
| | NR-D | | T 106 | DIP NON-RES. LAND & IMPROVEMENTS | | | 33,530 |
| | | | 100% | Alberta School Foundation Fund | Taxable Total: | | 108,150 |
| 919812030 | 4-SW-12-28-19-4 | 0.00 Acres | | | Downhole 3-12-28-19-W4 | | |
| | ME-D IMPROVEMENTS | | T 8 | DIP MACHINERY & EQUIPMENT | | | 108,920 |
| | NR-D | | T 106 | DIP NON-RES. LAND & IMPROVEMENTS | | | 12,280 |
| | | | 100% | Alberta School Foundation Fund | Taxable Total: | | 121,200 |
| 920129160 | 16-NE-29-21-20-4 | 0.00 Acres | | | | | |
| | NR-D IMPROVEMENTS | | T 106 | DIP NON-RES. LAND & IMPROVEMENTS | Taxable Total: | | 3,610 |
| | | | 100% | Alberta School Foundation Fund | | | |
| 920132020 | 2-SE-32-21-20-4 | 0.00 Acres | | | | | |
| | ME-D IMPROVEMENTS | | T 8 | DIP MACHINERY & EQUIPMENT | | | 55,170 |
| | NR-D | | T 106 | DIP NON-RES. LAND & IMPROVEMENTS | | | 9,230 |
| | | | 100% | Alberta School Foundation Fund | Taxable Total: | | 64,400 |
| 920132060 | 6-SW-32-21-20-4 | 0.00 Acres | | | | | |
| | NR-D IMPROVEMENTS | | T 106 | DIP NON-RES. LAND & IMPROVEMENTS | Taxable Total: | | 10,450 |
| | | | 100% | Alberta School Foundation Fund | | | |
| 920208150 | 15-NE-8-22-20-4 | 0.00 Acres | | | downhole 11-8-22-20W4 | | |
| | ME-D IMPROVEMENTS | | T 8 | DIP MACHINERY & EQUIPMENT | | | 69,920 |
| | NR-D | | T 106 | DIP NON-RES. LAND & IMPROVEMENTS | | | 9,580 |
| | | | 100% | Alberta School Foundation Fund | Taxable Total: | | 79,500 |
| 920211090 | 9-NE-11-22-20-4 | 0.00 Acres | | | | | |
| | ME-D IMPROVEMENTS | | T 8 | DIP MACHINERY & EQUIPMENT | | | 124,520 |
| | NR-D | | T 106 | DIP NON-RES. LAND & IMPROVEMENTS | | | 11,610 |
| | | | 100% | Alberta School Foundation Fund | Taxable Total: | | 136,130 |
| 920215150 | 15-NE-15-22-20-4 | 2.00 Acres | | | COMPRESSOR SITE | | |
| | ME-D LAND & IMPROVEMENTS | | T 8 | DIP MACHINERY & EQUIPMENT | | | 659,570 |
| | NR-D | | T 106 | DIP NON-RES. LAND & IMPROVEMENTS | | | 144,740 |
| | | | 100% | Alberta School Foundation Fund | Taxable Total: | | 804,310 |



2020 Assessment Roll (Valuation Date 1-July, 2020) 2021 Taxation Year, Wheatland County

Assessment Year: 2020
Tax Year: 2021

| Roll | Legal Address | | | | Total |
|-----------|--------------------------|------------|-------|-------------------------------------|---------|
| 920225160 | 16-NE-25-22-20-4 | 0.00 Acres | | | |
| | NR-D IMPROVEMENTS | | T 106 | DIP NON-RES. LAND & IMPROVEMENTS | 3,990 |
| | | | | 100% Alberta School Foundation Fund | |
| 920228100 | 10-NE-28-22-20-4 | 0.00 Acres | | | |
| | ME-D IMPROVEMENTS | | T 8 | DIP MACHINERY & EQUIPMENT | 96,150 |
| | NR-D | | T 106 | DIP NON-RES. LAND & IMPROVEMENTS | 12,610 |
| | | | | 100% Alberta School Foundation Fund | |
| | | | | Taxable Total: | 108,760 |
| 920231160 | 16-NE-31-22-20-4 | 0.00 Acres | | | |
| | ME-D IMPROVEMENTS | | T 8 | DIP MACHINERY & EQUIPMENT | 88,570 |
| | NR-D | | T 106 | DIP NON-RES. LAND & IMPROVEMENTS | 12,960 |
| | | | | 100% Alberta School Foundation Fund | |
| | | | | Taxable Total: | 101,530 |
| 920232070 | 7-SE-32-22-20-4 | 3.00 Acres | | COMPRESSOR SITE | |
| | ME-D LAND & IMPROVEMENTS | | T 8 | DIP MACHINERY & EQUIPMENT | 644,440 |
| | NR-D | | T 106 | DIP NON-RES. LAND & IMPROVEMENTS | 143,110 |
| | | | | 100% Alberta School Foundation Fund | |
| | | | | Taxable Total: | 787,550 |
| 920232071 | 7-SE-32-22-20-4 | 0.00 Acres | | Ties into Coutess Gas Storage | |
| | NR-D IMPROVEMENTS | | T 106 | DIP NON-RES. LAND & IMPROVEMENTS | 99,350 |
| | | | | 100% Alberta School Foundation Fund | |
| 920233060 | 6-SW-33-22-20-4 | 0.00 Acres | | | |
| | ME-D IMPROVEMENTS | | T 8 | DIP MACHINERY & EQUIPMENT | 34,470 |
| | | | | 100% Alberta School Foundation Fund | |
| 920233061 | 6-SW-33-22-20-4 | 0.00 Acres | | Ties into Countess Gas Storage | |
| | NR-D IMPROVEMENTS | | T 106 | DIP NON-RES. LAND & IMPROVEMENTS | 87,840 |
| | | | | 100% Alberta School Foundation Fund | |
| 920236060 | 16-NE-36-22-20-4 | 0.00 Acres | | | |
| | NR-D IMPROVEMENTS | | T 106 | DIP NON-RES. LAND & IMPROVEMENTS | 3,990 |
| | | | | 100% Alberta School Foundation Fund | |



2020 Assessment Roll (Valuation Date 1-July, 2020) 2021 Taxation Year, Wheatland County

Assessment Year: 2020
Tax Year: 2021

| Roll | Legal Address | | | | | Total |
|-----------|--------------------------|------------|-------|-------------------------------------|--------------------------------|---------|
| 920301060 | 6-SW-1-23-20-4 | 0.00 Acres | | | | |
| | ME-D IMPROVEMENTS | | T 8 | DIP MACHINERY & EQUIPMENT | Taxable Total: | 63,470 |
| | | | | 100% Alberta School Foundation Fund | | |
| 920301061 | 6-SW-1-23-20-4 | 0.00 Acres | | | | |
| | NR-D IMPROVEMENTS | | T 106 | DIP NON-RES. LAND & IMPROVEMENTS | Taxable Total: | 99,350 |
| | | | | 100% Alberta School Foundation Fund | | |
| 920302050 | 5-SW-2-23-20-4 | 0.00 Acres | | | Ties to Countess Gas Storage | |
| | NR-D IMPROVEMENTS | | T 106 | DIP NON-RES. LAND & IMPROVEMENTS | Taxable Total: | 142,250 |
| | | | | 100% Alberta School Foundation Fund | | |
| 920302160 | 16-NE-2-23-20-4 | 0.00 Acres | | | DOWNHOLE 15-2-23-20 | |
| | ME-D IMPROVEMENTS | | T 8 | DIP MACHINERY & EQUIPMENT | | 90,760 |
| | NR-D | | T 106 | DIP NON-RES. LAND & IMPROVEMENTS | | 12,610 |
| | | | | 100% Alberta School Foundation Fund | Taxable Total: | 103,370 |
| 920304020 | 2-SE-4-23-20-4 | 0.00 Acres | | | | |
| | ME-D IMPROVEMENTS | | T 8 | DIP MACHINERY & EQUIPMENT | | 80,960 |
| | NR-D | | T 106 | DIP NON-RES. LAND & IMPROVEMENTS | | 9,710 |
| | | | | 100% Alberta School Foundation Fund | Taxable Total: | 90,670 |
| 920304110 | 11-NW-4-23-20-4 | 0.00 Acres | | | Ties into Countess Gas Storage | |
| | NR-D IMPROVEMENTS | | T 106 | DIP NON-RES. LAND & IMPROVEMENTS | Taxable Total: | 216,120 |
| | | | | 100% Alberta School Foundation Fund | | |
| 920306040 | 4-SW-6-23-20-4 | 0.00 Acres | | | | |
| | ME-D IMPROVEMENTS | | T 8 | DIP MACHINERY & EQUIPMENT | | 67,470 |
| | NR-D | | T 106 | DIP NON-RES. LAND & IMPROVEMENTS | | 11,770 |
| | | | | 100% Alberta School Foundation Fund | Taxable Total: | 79,240 |
| 920309010 | 1-SE-9-23-20-4 | 1.50 Acres | | | COMPRESSOR SITE | |
| | NR-D LAND & IMPROVEMENTS | | T 106 | DIP NON-RES. LAND & IMPROVEMENTS | Taxable Total: | 85,490 |
| | | | | 100% Alberta School Foundation Fund | | |



2020 Assessment Roll (Valuation Date 1-July, 2020) 2021 Taxation Year, Wheatland County

Assessment Year: 2020
Tax Year: 2021

| Roll | Legal Address | | | | Total |
|-----------|--------------------------|------------|-------|---|---------|
| 920309120 | 12-NW-9-23-20-4 | 0.00 Acres | | Ties into Countess Gas Storage | |
| | NR-D IMPROVEMENTS | | T 106 | DIP NON-RES. LAND & IMPROVEMENTS 100% Alberta School Foundation Fund | 190,120 |
| 920310060 | 6-SW-10-23-20-4 | 0.00 Acres | | Ties into Coutess Gas Storage | |
| | NR-D IMPROVEMENTS | | T 106 | DIP NON-RES. LAND & IMPROVEMENTS 100% Alberta School Foundation Fund | 166,870 |
| 920311060 | 6-SW-11-23-20-4 | 0.00 Acres | | | |
| | NR-D IMPROVEMENTS | | T 106 | DIP NON-RES. LAND & IMPROVEMENTS 100% Alberta School Foundation Fund | 7,120 |
| 920311110 | 11-NW-11-23-20-4 | 0.00 Acres | | Ties into Countess Gas Storage | |
| | NR-D IMPROVEMENTS | | T 106 | DIP NON-RES. LAND & IMPROVEMENTS 100% Alberta School Foundation Fund | 85,430 |
| 920314060 | 6-SW-14-23-20-4 | 4.20 Acres | | CROWFOOT STELLITE #8 (3G) | |
| | ME-D LAND & IMPROVEMENTS | | T 8 | DIP MACHINERY & EQUIPMENT | 595,860 |
| | NR-D | | T 106 | DIP NON-RES. LAND & IMPROVEMENTS 100% Alberta School Foundation Fund | 187,740 |
| | | | | Taxable Total: | 783,600 |
| 920314120 | 12-NW-14-23-20-4 | 0.00 Acres | | | |
| | ME-D IMPROVEMENTS | | T 8 | DIP MACHINERY & EQUIPMENT | 137,660 |
| | NR-D | | T 106 | DIP NON-RES. LAND & IMPROVEMENTS 100% Alberta School Foundation Fund | 15,880 |
| | | | | Taxable Total: | 153,540 |
| 920318060 | 6-SW-18-23-20-4 | 1.50 Acres | | COMPRESSOR SITE | |
| | ME-D LAND & IMPROVEMENTS | | T 8 | DIP MACHINERY & EQUIPMENT | 788,510 |
| | NR-D | | T 106 | DIP NON-RES. LAND & IMPROVEMENTS 100% Alberta School Foundation Fund | 154,370 |
| | | | | Taxable Total: | 942,880 |
| 920319020 | 2-SE-19-23-20-4 | 0.00 Acres | | | |
| | ME-D IMPROVEMENTS | | T 8 | DIP MACHINERY & EQUIPMENT | 132,370 |
| | NR-D | | T 106 | DIP NON-RES. LAND & IMPROVEMENTS | 13,940 |
| | | | | Taxable Total: | 146,310 |



2020 Assessment Roll (Valuation Date 1-July, 2020) 2021 Taxation Year, Wheatland County

Assessment Year: 2020
Tax Year: 2021

| Roll | Legal Address | 100% Alberta School Foundation Fund | | | | Total |
|-----------|--|-------------------------------------|-----|-------------------------------------|--|------------|
| 920319070 | 7-SE-19-23-20-4 0.00 Acres | | | | | |
| | ME-D IMPROVEMENTS | T | 8 | DIP MACHINERY & EQUIPMENT | | 89,910 |
| | NR-D | T | 106 | DIP NON-RES. LAND & IMPROVEMENTS | | 23,540 |
| | | | | 100% Alberta School Foundation Fund | Taxable Total: | 113,450 |
| 920320160 | 16-NE-20-23-20-4 1.00 Acres | | | | COMPRESSOR SITE | |
| | ME-D LAND & IMPROVEMENTS | T | 8 | DIP MACHINERY & EQUIPMENT | | 654,560 |
| | NR-D | T | 106 | DIP NON-RES. LAND & IMPROVEMENTS | | 145,860 |
| | | | | 100% Alberta School Foundation Fund | Taxable Total: | 800,420 |
| 920321100 | 10-NE-21-23-20-4 0.00 Acres | | | | | |
| | ME-D IMPROVEMENTS | T | 8 | DIP MACHINERY & EQUIPMENT | | 90,820 |
| | NR-D | T | 106 | DIP NON-RES. LAND & IMPROVEMENTS | | 8,750 |
| | | | | 100% Alberta School Foundation Fund | Taxable Total: | 99,570 |
| 920324020 | 0311569 1 1 SE-24-23-20-4 79.54 Acres 232082 HWY 56 | | | | S. Half Countess Gas Cavern Storage Facility | |
| | F-D LAND & IMPROVEMENTS | T | 2 | DIP FARMLAND | | 10,930 |
| | ME-D | T | 8 | DIP MACHINERY & EQUIPMENT | | 26,406,740 |
| | NR-D | T | 106 | DIP NON-RES. LAND & IMPROVEMENTS | | 5,936,660 |
| | | | | 100% Alberta School Foundation Fund | Taxable Total: | 32,354,330 |
| 920324021 | 2-SE-24-23-20-4 2.25 Acres | | | | Metering Station | |
| | ME-D LAND & IMPROVEMENTS | T | 8 | DIP MACHINERY & EQUIPMENT | | 1,213,050 |
| | NR-D | T | 106 | DIP NON-RES. LAND & IMPROVEMENTS | | 289,760 |
| | | | | 100% Alberta School Foundation Fund | Taxable Total: | 1,502,810 |
| 920324022 | 2-SE-24-23-20-4 1.33 Acres | | | | | |
| | NR-D LAND & IMPROVEMENTS | T | 106 | DIP NON-RES. LAND & IMPROVEMENTS | Taxable Total: | 182,410 |
| | | | | 100% Alberta School Foundation Fund | | |
| 920324080 | 8-SE-24-23-20-4 0.00 Acres | | | | | |
| | ME-D IMPROVEMENTS | T | 8 | DIP MACHINERY & EQUIPMENT | | 85,690 |
| | NR-D | T | 106 | DIP NON-RES. LAND & IMPROVEMENTS | | 12,080 |
| | | | | 100% Alberta School Foundation Fund | Taxable Total: | 97,770 |



2020 Assessment Roll (Valuation Date 1-July, 2020) 2021 Taxation Year, Wheatland County

Assessment Year: 2020
Tax Year: 2021

| Roll | Legal Address | | Total |
|-----------|-------------------|---|-----------------------|
| 920329010 | 1-SE-29-23-20-4 | 0.00 Acres | |
| | NR-D IMPROVEMENTS | T 106 DIP NON-RES. LAND & IMPROVEMENTS 100% Alberta School Foundation Fund | Taxable Total: 9,710 |
| 920333130 | 13-NW-33-23-20-4 | 0.00 Acres | |
| | ME-D IMPROVEMENTS | T 8 DIP MACHINERY & EQUIPMENT | 71,020 |
| | NR-D | T 106 DIP NON-RES. LAND & IMPROVEMENTS 100% Alberta School Foundation Fund | 11,030 |
| | | Taxable Total: | 82,050 |
| 920336110 | 11-NW-36-23-20-4 | 0.00 Acres | |
| | NR-D IMPROVEMENTS | T 106 DIP NON-RES. LAND & IMPROVEMENTS 100% Alberta School Foundation Fund | Taxable Total: 3,120 |
| 920402110 | 11-NW-2-24-20-4 | 0.00 Acres | |
| | ME-D IMPROVEMENTS | T 8 DIP MACHINERY & EQUIPMENT | 51,350 |
| | NR-D | T 106 DIP NON-RES. LAND & IMPROVEMENTS 100% Alberta School Foundation Fund | 22,170 |
| | | Taxable Total: | 73,520 |
| 920403060 | 6-SW-3-24-20-4 | 0.00 Acres | |
| | ME-D IMPROVEMENTS | T 8 DIP MACHINERY & EQUIPMENT | 46,670 |
| | NR-D | T 106 DIP NON-RES. LAND & IMPROVEMENTS 100% Alberta School Foundation Fund | 7,920 |
| | | Taxable Total: | 54,590 |
| 920408100 | 10-NE-8-24-20-4 | 0.00 Acres | Downhole 5-8-24-20 |
| | ME-D IMPROVEMENTS | T 8 DIP MACHINERY & EQUIPMENT 100% Alberta School Foundation Fund | Taxable Total: 58,790 |
| 920409100 | 10-NE-9-24-20-4 | 0.00 Acres | |
| | ME-D IMPROVEMENTS | T 8 DIP MACHINERY & EQUIPMENT | 279,120 |
| | NR-D | T 106 DIP NON-RES. LAND & IMPROVEMENTS 100% Alberta School Foundation Fund | 31,280 |
| | | Taxable Total: | 310,400 |
| 920410010 | 1-SE-10-24-20-4 | 0.00 Acres | |
| | ME-D IMPROVEMENTS | T 8 DIP MACHINERY & EQUIPMENT | 36,430 |



2020 Assessment Roll (Valuation Date 1-July, 2020) 2021 Taxation Year, Wheatland County

Assessment Year: 2020
Tax Year: 2021

| Roll | Legal Address | | | | | | Total |
|-----------|------------------------|--|----------------|------|--------------------------------------|--|---------|
| 920412040 | NR-D | | T | 106 | DIP NON-RES. LAND & IMPROVEMENTS | | 11,030 |
| | 4-SW-12-24-20-4 | | | 100% | Alberta School Foundation Fund | | 47,460 |
| | 0.00 Acres | | Taxable Total: | | | | |
| 920412041 | ME-D IMPROVEMENTS | | T | 8 | DIP MACHINERY & EQUIPMENT | | 67,560 |
| | NR-D | | T | 106 | DIP NON-RES. LAND & IMPROVEMENTS | | 9,710 |
| | 4-SW-12-24-20-4 | | | 100% | Alberta School Foundation Fund | | 77,270 |
| 920412060 | NR LAND & IMPROVEMENTS | | T | 105 | NON-RESEIDENTIAL LAND & IMPROVEMENTS | | 225,070 |
| | 6-SW-12-24-20-4 | | | 100% | Alberta School Foundation Fund | | |
| | 0.00 Acres | | Taxable Total: | | | | |
| 920412130 | ME-D IMPROVEMENTS | | T | 8 | DIP MACHINERY & EQUIPMENT | | 48,060 |
| | NR-D | | T | 106 | DIP NON-RES. LAND & IMPROVEMENTS | | 33,150 |
| | 13-NW-12-24-20-4 | | | 100% | Alberta School Foundation Fund | | 81,210 |
| 920413060 | ME-D IMPROVEMENTS | | T | 8 | DIP MACHINERY & EQUIPMENT | | 62,870 |
| | NR-D | | T | 106 | DIP NON-RES. LAND & IMPROVEMENTS | | 11,030 |
| | 6-SW-13-24-20-4 | | | 100% | Alberta School Foundation Fund | | 73,900 |
| 920413160 | ME-D IMPROVEMENTS | | T | 8 | DIP MACHINERY & EQUIPMENT | | 115,900 |
| | NR-D | | T | 106 | DIP NON-RES. LAND & IMPROVEMENTS | | 23,750 |
| | 16-NE-13-24-20-4 | | | 100% | Alberta School Foundation Fund | | 139,650 |
| 920414060 | ME-D IMPROVEMENTS | | T | 8 | DIP MACHINERY & EQUIPMENT | | 172,610 |
| | NR-D | | T | 106 | DIP NON-RES. LAND & IMPROVEMENTS | | 14,390 |
| | 6-SW-14-24-20-4 | | | 100% | Alberta School Foundation Fund | | 187,000 |
| 920414060 | ME-D IMPROVEMENTS | | T | 8 | DIP MACHINERY & EQUIPMENT | | 47,260 |
| | NR-D | | T | 106 | DIP NON-RES. LAND & IMPROVEMENTS | | 29,260 |
| | 6-SW-14-24-20-4 | | | 100% | Alberta School Foundation Fund | | 76,520 |



2020 Assessment Roll (Valuation Date 1-July, 2020) 2021 Taxation Year, Wheatland County

Assessment Year: 2020
Tax Year: 2021

| Roll | Legal Address | | | | Total |
|-----------|--------------------------|------------|-------------------------------|----------------------------------|--------------------------|
| 920416010 | 2-SE-16-24-20-4 | 1.30 Acres | SOUTH LAKE COMPRESSOR STATION | | |
| | ME-D LAND & IMPROVEMENTS | | T 8 | DIP MACHINERY & EQUIPMENT | 1,199,500 |
| | NR-D | | T 106 | DIP NON-RES. LAND & IMPROVEMENTS | 175,630 |
| | | | 100% | Alberta School Foundation Fund | Taxable Total: 1,375,130 |
| 920419060 | 6-SW-19-24-20-4 | 0.00 Acres | | | |
| | ME-D IMPROVEMENTS | | T 8 | DIP MACHINERY & EQUIPMENT | 54,090 |
| | NR-D | | T 106 | DIP NON-RES. LAND & IMPROVEMENTS | 11,170 |
| | | | 100% | Alberta School Foundation Fund | Taxable Total: 65,260 |
| 920421070 | 7-SE-21-24-20-4 | 0.00 Acres | | | |
| | NR-D IMPROVEMENTS | | T 106 | DIP NON-RES. LAND & IMPROVEMENTS | Taxable Total: 3,750 |
| | | | 100% | Alberta School Foundation Fund | |
| 920421130 | 13-NW-21-24-20-4 | 0.00 Acres | | | |
| | ME-D IMPROVEMENTS | | T 8 | DIP MACHINERY & EQUIPMENT | 63,210 |
| | NR-D | | T 106 | DIP NON-RES. LAND & IMPROVEMENTS | 8,110 |
| | | | 100% | Alberta School Foundation Fund | Taxable Total: 71,320 |
| 920422060 | 6-SW-22-24-20-4 | 0.00 Acres | | | |
| | ME-D IMPROVEMENTS | | T 8 | DIP MACHINERY & EQUIPMENT | 43,020 |
| | NR-D | | T 106 | DIP NON-RES. LAND & IMPROVEMENTS | 13,030 |
| | | | 100% | Alberta School Foundation Fund | Taxable Total: 56,050 |
| 920423060 | 6-SW-23-24-20-4 | 0.00 Acres | | | |
| | ME-D IMPROVEMENTS | | T 8 | DIP MACHINERY & EQUIPMENT | 321,030 |
| | NR-D | | T 106 | DIP NON-RES. LAND & IMPROVEMENTS | 36,640 |
| | | | 100% | Alberta School Foundation Fund | Taxable Total: 357,670 |
| 920425080 | 8-SE-25-24-20-4 | 0.00 Acres | | | |
| | NR-D IMPROVEMENTS | | T 106 | DIP NON-RES. LAND & IMPROVEMENTS | Taxable Total: 9,120 |
| | | | 100% | Alberta School Foundation Fund | |
| 920425100 | 10-NE-25-24-20-4 | 0.00 Acres | | | |



2020 Assessment Roll (Valuation Date 1-July, 2020) 2021 Taxation Year, Wheatland County

Assessment Year: 2020
Tax Year: 2021

| Roll | Legal Address | | | | | | Total |
|-----------|--------------------------|------------|-------|-------------------------------------|----------------|--|---------|
| | NR-D IMPROVEMENTS | | T 106 | DIP NON-RES. LAND & IMPROVEMENTS | Taxable Total: | | 11,050 |
| | | | | 100% Alberta School Foundation Fund | | | |
| 920425101 | 10-NE-25-24-20-4 | 0.00 Acres | | | | | |
| | ME-D IMPROVEMENTS | | T 8 | DIP MACHINERY & EQUIPMENT | | | 308,740 |
| | NR-D | | T 106 | DIP NON-RES. LAND & IMPROVEMENTS | | | 44,170 |
| | | | | 100% Alberta School Foundation Fund | Taxable Total: | | 352,910 |
| 920425140 | 14-NW-25-24-20-4 | 0.00 Acres | | | | | |
| | ME-D IMPROVEMENTS | | T 8 | DIP MACHINERY & EQUIPMENT | | | 172,150 |
| | NR-D | | T 106 | DIP NON-RES. LAND & IMPROVEMENTS | | | 12,290 |
| | | | | 100% Alberta School Foundation Fund | Taxable Total: | | 184,440 |
| 920426040 | 4-SW-26-24-20-4 | 0.00 Acres | | | | | |
| | ME-D IMPROVEMENTS | | T 8 | DIP MACHINERY & EQUIPMENT | | | 144,840 |
| | NR-D | | T 106 | DIP NON-RES. LAND & IMPROVEMENTS | | | 13,660 |
| | | | | 100% Alberta School Foundation Fund | Taxable Total: | | 158,500 |
| 920429140 | 14-NW-29-24-20-4 | 0.00 Acres | | | | | |
| | NR-D IMPROVEMENTS | | T 106 | DIP NON-RES. LAND & IMPROVEMENTS | Taxable Total: | | 39,160 |
| | | | | 100% Alberta School Foundation Fund | | | |
| 920432100 | 10-NE-32-24-20-4 | 0.00 Acres | | | | | |
| | ME-D IMPROVEMENTS | | T 8 | DIP MACHINERY & EQUIPMENT | | | 156,470 |
| | NR-D | | T 106 | DIP NON-RES. LAND & IMPROVEMENTS | | | 25,230 |
| | | | | 100% Alberta School Foundation Fund | Taxable Total: | | 181,700 |
| 920434140 | 14-NW-34-24-20-4 | 1.00 Acres | | | | | |
| | ME-D LAND & IMPROVEMENTS | | T 8 | DIP MACHINERY & EQUIPMENT | | | 329,880 |
| | NR-D | | T 106 | DIP NON-RES. LAND & IMPROVEMENTS | | | 101,730 |
| | | | | 100% Alberta School Foundation Fund | Taxable Total: | | 431,610 |
| 920435100 | 10-NE-35-24-20-4 | 0.00 Acres | | | | | |
| | ME-D IMPROVEMENTS | | T 8 | DIP MACHINERY & EQUIPMENT | | | 65,740 |
| | NR-D | | T 106 | DIP NON-RES. LAND & IMPROVEMENTS | | | 11,030 |
| | | | | 100% Alberta School Foundation Fund | Taxable Total: | | 76,770 |



2020 Assessment Roll (Valuation Date 1-July, 2020) 2021 Taxation Year, Wheatland County

Assessment Year: 2020
Tax Year: 2021

| Roll | Legal Address | | | | Total |
|-----------|-------------------|------------|-------|----------------------------------|------------------------|
| 920436050 | 5-SW-36-24-20-4 | 0.00 Acres | | | |
| | ME-D IMPROVEMENTS | | T 8 | DIP MACHINERY & EQUIPMENT | 181,830 |
| | NR-D | | T 106 | DIP NON-RES. LAND & IMPROVEMENTS | 36,730 |
| | | | 100% | Alberta School Foundation Fund | Taxable Total: 218,560 |
| 920501010 | 1-SE-1-25-20-4 | 0.00 Acres | | | |
| | ME-D IMPROVEMENTS | | T 8 | DIP MACHINERY & EQUIPMENT | 118,280 |
| | NR-D | | T 106 | DIP NON-RES. LAND & IMPROVEMENTS | 14,030 |
| | | | 100% | Alberta School Foundation Fund | Taxable Total: 132,310 |
| 920501060 | 6-SW-1-25-20-4 | 0.00 Acres | | | |
| | ME-D IMPROVEMENTS | | T 8 | DIP MACHINERY & EQUIPMENT | 94,110 |
| | NR-D | | T 106 | DIP NON-RES. LAND & IMPROVEMENTS | 12,080 |
| | | | 100% | Alberta School Foundation Fund | Taxable Total: 106,190 |
| 920501140 | 14-NW-1-25-20-4 | 0.00 Acres | | | |
| | ME-D IMPROVEMENTS | | T 8 | DIP MACHINERY & EQUIPMENT | 89,390 |
| | NR-D | | T 106 | DIP NON-RES. LAND & IMPROVEMENTS | 7,960 |
| | | | 100% | Alberta School Foundation Fund | Taxable Total: 97,350 |
| 920501150 | 15-NE-1-25-20-4 | 0.00 Acres | | | D.H 2-12 |
| | ME-D IMPROVEMENTS | | T 8 | DIP MACHINERY & EQUIPMENT | 168,650 |
| | NR-D | | T 106 | DIP NON-RES. LAND & IMPROVEMENTS | 29,700 |
| | | | 100% | Alberta School Foundation Fund | Taxable Total: 198,350 |
| 920502100 | 10-NE-2-25-20-4 | 0.00 Acres | | | |
| | ME-D IMPROVEMENTS | | T 8 | DIP MACHINERY & EQUIPMENT | 694,630 |
| | NR-D | | T 106 | DIP NON-RES. LAND & IMPROVEMENTS | 72,410 |
| | | | 100% | Alberta School Foundation Fund | Taxable Total: 767,040 |
| 920503030 | 3-SW-3-25-20-4 | 0.00 Acres | | | |
| | ME-D IMPROVEMENTS | | T 8 | DIP MACHINERY & EQUIPMENT | 180,480 |
| | NR-D | | T 106 | DIP NON-RES. LAND & IMPROVEMENTS | 20,720 |
| | | | 100% | Alberta School Foundation Fund | Taxable Total: 201,200 |



2020 Assessment Roll (Valuation Date 1-July, 2020) 2021 Taxation Year, Wheatland County

Assessment Year: 2020
Tax Year: 2021

| Roll | Legal Address | | | | | Total |
|-----------|---|---|-----|-------------------------------------|----------------|--|
| 920503100 | 10-NE-3-25-20-4 0.00 Acres | | | | | |
| | ME-D IMPROVEMENTS | T | 8 | DIP MACHINERY & EQUIPMENT | | 97,000 |
| | NR-D | T | 106 | DIP NON-RES. LAND & IMPROVEMENTS | | 37,770 |
| | | | | 100% Alberta School Foundation Fund | Taxable Total: | 134,770 |
| 920503120 | 12-NW-3-25-20-4 3.00 Acres | | | | | HUSKY HUSSAR BATTERY |
| | ME-D LAND & IMPROVEMENTS | T | 8 | DIP MACHINERY & EQUIPMENT | | 165,880 |
| | NR-D | T | 106 | DIP NON-RES. LAND & IMPROVEMENTS | | 119,670 |
| | | | | 100% Alberta School Foundation Fund | Taxable Total: | 285,550 |
| 920503150 | 15-NE-3-25-20-4 0.00 Acres | | | | | |
| | ME-D IMPROVEMENTS | T | 8 | DIP MACHINERY & EQUIPMENT | | 79,020 |
| | NR-D | T | 106 | DIP NON-RES. LAND & IMPROVEMENTS | | 9,980 |
| | | | | 100% Alberta School Foundation Fund | Taxable Total: | 89,000 |
| 920504040 | 4-SW-4-25-20-4 0.00 Acres | | | | | |
| | NR-D IMPROVEMENTS | T | 106 | DIP NON-RES. LAND & IMPROVEMENTS | Taxable Total: | 3,460 |
| | | | | 100% Alberta School Foundation Fund | | |
| 920505110 | 11-NW-5-25-20-4 0.00 Acres | | | | | |
| | ME-D IMPROVEMENTS | T | 8 | DIP MACHINERY & EQUIPMENT | | 332,440 |
| | NR-D | T | 106 | DIP NON-RES. LAND & IMPROVEMENTS | | 22,500 |
| | | | | 100% Alberta School Foundation Fund | Taxable Total: | 354,940 |
| 920506070 | 7-SE-6-25-20-4 0.00 Acres | | | | | |
| | ME-D IMPROVEMENTS | T | 8 | DIP MACHINERY & EQUIPMENT | | 68,340 |
| | NR-D | T | 106 | DIP NON-RES. LAND & IMPROVEMENTS | | 10,300 |
| | | | | 100% Alberta School Foundation Fund | Taxable Total: | 78,640 |
| 920507070 | 7-SE-7-25-20-4 15.00 Acres 251030 RGE RD 205 | | | | | HUSKY GAS STORAGE FACILITY HUSKY Cavern GAS STORAGE FACILITY |
| | ME-D LAND & IMPROVEMENTS | T | 8 | DIP MACHINERY & EQUIPMENT | | 9,773,130 |
| | NR-D | T | 106 | DIP NON-RES. LAND & IMPROVEMENTS | | 1,896,750 |
| | | | | 100% Alberta School Foundation Fund | Taxable Total: | 11,669,880 |



2020 Assessment Roll (Valuation Date 1-July, 2020) 2021 Taxation Year, Wheatland County

Assessment Year: 2020
Tax Year: 2021

| Roll | Legal Address | | | | Total |
|-----------|--------------------------|------------|-------|-------------------------------------|-----------|
| 920507071 | 7-SE-7-25-20-4 | 0.50 Acres | | Meter Station | |
| | ME-D LAND & IMPROVEMENTS | | T 8 | DIP MACHINERY & EQUIPMENT | 329,380 |
| | NR-D | | T 106 | DIP NON-RES. LAND & IMPROVEMENTS | 212,080 |
| | | | | 100% Alberta School Foundation Fund | |
| | | | | Taxable Total: | 541,460 |
| 920508020 | 2-SE-8-25-20-4 | 0.00 Acres | | D.H 15-8 | |
| | ME-D IMPROVEMENTS | | T 8 | DIP MACHINERY & EQUIPMENT | 1,187,980 |
| | NR-D | | T 106 | DIP NON-RES. LAND & IMPROVEMENTS | 118,530 |
| | | | | 100% Alberta School Foundation Fund | |
| | | | | Taxable Total: | 1,306,510 |
| 920508100 | 10-NE-8-25-20-4 | 0.00 Acres | | | |
| | ME-D IMPROVEMENTS | | T 8 | DIP MACHINERY & EQUIPMENT | 200,700 |
| | NR-D | | T 106 | DIP NON-RES. LAND & IMPROVEMENTS | 28,830 |
| | | | | 100% Alberta School Foundation Fund | |
| | | | | Taxable Total: | 229,530 |
| 920511110 | 11-NW-11-25-20-4 | 0.00 Acres | | | |
| | ME-D IMPROVEMENTS | | T 8 | DIP MACHINERY & EQUIPMENT | 86,370 |
| | NR-D | | T 106 | DIP NON-RES. LAND & IMPROVEMENTS | 29,330 |
| | | | | 100% Alberta School Foundation Fund | |
| | | | | Taxable Total: | 115,700 |
| 920512050 | 5-SW-12-25-20-4 | 0.00 Acres | | | |
| | ME-D IMPROVEMENTS | | T 8 | DIP MACHINERY & EQUIPMENT | 94,090 |
| | NR-D | | T 106 | DIP NON-RES. LAND & IMPROVEMENTS | 14,920 |
| | | | | 100% Alberta School Foundation Fund | |
| | | | | Taxable Total: | 109,010 |
| 920512070 | 7-SE-12-25-20-4 | 0.00 Acres | | HUSSAR BATTERY #4 (6D) | |
| | ME-D IMPROVEMENTS | | T 8 | DIP MACHINERY & EQUIPMENT | 84,000 |
| | NR-D | | T 106 | DIP NON-RES. LAND & IMPROVEMENTS | 33,980 |
| | | | | 100% Alberta School Foundation Fund | |
| | | | | Taxable Total: | 117,980 |
| 920513010 | 1-SE-13-25-20-4 | 0.00 Acres | | | |
| | ME-D IMPROVEMENTS | | T 8 | DIP MACHINERY & EQUIPMENT | 96,990 |
| | NR-D | | T 106 | DIP NON-RES. LAND & IMPROVEMENTS | 10,030 |
| | | | | 100% Alberta School Foundation Fund | |
| | | | | Taxable Total: | 107,020 |



2020 Assessment Roll (Valuation Date 1-July, 2020) 2021 Taxation Year, Wheatland County

Assessment Year: 2020
Tax Year: 2021

| Roll | Legal Address | | | | Total |
|-----------|--------------------------|-------------|------------------|-------------------------------------|------------|
| 920513080 | 8-SE-13-25-20-4 | 0.00 Acres | | | |
| | NR-D IMPROVEMENTS | | T 106 | DIP NON-RES. LAND & IMPROVEMENTS | 14,030 |
| | | | | 100% Alberta School Foundation Fund | |
| 920513110 | 11-NW-13-25-20-4 | 0.00 Acres | | | |
| | ME-D IMPROVEMENTS | | T 8 | DIP MACHINERY & EQUIPMENT | 46,030 |
| | NR-D | | T 106 | DIP NON-RES. LAND & IMPROVEMENTS | 7,320 |
| | | | | 100% Alberta School Foundation Fund | |
| | | | | Taxable Total: | 53,350 |
| 920514040 | 4-SW-14-25-20-4 | 0.00 Acres | | | |
| | ME-D IMPROVEMENTS | | T 8 | DIP MACHINERY & EQUIPMENT | 104,250 |
| | NR-D | | T 106 | DIP NON-RES. LAND & IMPROVEMENTS | 11,140 |
| | | | | 100% Alberta School Foundation Fund | |
| | | | | Taxable Total: | 115,390 |
| 920515150 | 15-NE-15-25-20-4 | 0.00 Acres | | | |
| | NR-D IMPROVEMENTS | | T 106 | DIP NON-RES. LAND & IMPROVEMENTS | 15,240 |
| | | | | 100% Alberta School Foundation Fund | |
| 920517060 | 6-SW-17-25-20-4 | 13.90 Acres | TORXEN Gas Plant | | |
| | 252031 RGE RD 205 | | | | |
| | ME-D LAND & IMPROVEMENTS | | T 8 | DIP MACHINERY & EQUIPMENT | 8,868,600 |
| | NR-D | | T 106 | DIP NON-RES. LAND & IMPROVEMENTS | 1,803,660 |
| | | | | 100% Alberta School Foundation Fund | |
| | | | | Taxable Total: | 10,672,260 |
| 920517160 | 16-NE-17-25-20-4 | 0.00 Acres | | | |
| | NR-D IMPROVEMENTS | | T 106 | DIP NON-RES. LAND & IMPROVEMENTS | 9,260 |
| | | | | 100% Alberta School Foundation Fund | |
| 920518080 | 8-SE-18-25-20-4 | 0.00 Acres | D.H 9-18 | | |
| | ME-D IMPROVEMENTS | | T 8 | DIP MACHINERY & EQUIPMENT | 160,550 |
| | NR-D | | T 106 | DIP NON-RES. LAND & IMPROVEMENTS | 12,610 |
| | | | | 100% Alberta School Foundation Fund | |
| | | | | Taxable Total: | 173,160 |
| 920518140 | 14-NW-18-25-20-4 | 0.00 Acres | | | |
| | NR-D IMPROVEMENTS | | T 106 | DIP NON-RES. LAND & IMPROVEMENTS | 4,450 |



2020 Assessment Roll (Valuation Date 1-July, 2020) 2021 Taxation Year, Wheatland County

Assessment Year: 2020
Tax Year: 2021

| Roll | Legal Address | | | | | | Total |
|-----------|----------------------------|-------------|--|-----|----------------------------------|--|-----------|
| | | | 100% Alberta School Foundation Fund | | | | |
| 920520030 | 3-SW-20-25-20-4 | 6.00 Acres | | | | | |
| | ME-D LAND & IMPROVEMENTS | | T | 8 | DIP MACHINERY & EQUIPMENT | | 961,440 |
| | NR-D | | T | 106 | DIP NON-RES. LAND & IMPROVEMENTS | | 187,180 |
| | | | 100% Alberta School Foundation Fund | | | | |
| | | | Taxable Total: | | | | 1,148,620 |
| 920520060 | 6-SW-20-25-20-4 | 0.00 Acres | | | | | |
| | ME-D IMPROVEMENTS | | T | 8 | DIP MACHINERY & EQUIPMENT | | 110,340 |
| | NR-D | | T | 106 | DIP NON-RES. LAND & IMPROVEMENTS | | 11,420 |
| | | | 100% Alberta School Foundation Fund | | | | |
| | | | Taxable Total: | | | | 121,760 |
| 920520080 | 8-SE-20-25-20-4 | 0.00 Acres | | | | | |
| | NR-D IMPROVEMENTS | | T | 106 | DIP NON-RES. LAND & IMPROVEMENTS | | 11,610 |
| | | | 100% Alberta School Foundation Fund | | | | |
| | | | Taxable Total: | | | | 11,610 |
| 920520110 | 11-NW-20-25-20-4 | 0.00 Acres | | | | | |
| | ME-D IMPROVEMENTS | | T | 8 | DIP MACHINERY & EQUIPMENT | | 95,280 |
| | NR-D | | T | 106 | DIP NON-RES. LAND & IMPROVEMENTS | | 11,610 |
| | | | 100% Alberta School Foundation Fund | | | | |
| | | | Taxable Total: | | | | 106,890 |
| 920520150 | 15-NE-20-25-20-4 | 0.00 Acres | | | | | |
| | ME-D IMPROVEMENTS | | T | 8 | DIP MACHINERY & EQUIPMENT | | 139,210 |
| | NR-D | | T | 106 | DIP NON-RES. LAND & IMPROVEMENTS | | 15,490 |
| | | | 100% Alberta School Foundation Fund | | | | |
| | | | Taxable Total: | | | | 154,700 |
| 920521100 | 10-NE-21-25-20-4 | 0.00 Acres | | | | | |
| | NR-D IMPROVEMENTS | | T | 106 | DIP NON-RES. LAND & IMPROVEMENTS | | 3,030 |
| | | | 100% Alberta School Foundation Fund | | | | |
| | | | Taxable Total: | | | | 3,030 |
| 920522160 | 4717HQ OT 16-NE-22-25-20-4 | 39.89 Acres | HUSSAR NORTH MTR STN P# 662 HUSSAR NORTH METER STATION | | | | |
| | F-D LAND & IMPROVEMENTS | | T | 2 | DIP FARMLAND | | 7,820 |
| | ME-D | | T | 8 | DIP MACHINERY & EQUIPMENT | | 22,320 |
| | NR-D | | T | 106 | DIP NON-RES. LAND & IMPROVEMENTS | | 105,140 |
| | | | 100% Alberta School Foundation Fund | | | | |
| | | | Taxable Total: | | | | 135,280 |



2020 Assessment Roll (Valuation Date 1-July, 2020) 2021 Taxation Year, Wheatland County

Assessment Year: 2020
Tax Year: 2021

| Roll | Legal Address | | | | Total |
|-----------|--------------------------|------------|-------|----------------------------------|--------------------------|
| 920523010 | 1-SE-23-25-20-4 | 0.00 Acres | | | |
| | ME-D IMPROVEMENTS | | T 8 | DIP MACHINERY & EQUIPMENT | 84,760 |
| | NR-D | | T 106 | DIP NON-RES. LAND & IMPROVEMENTS | 11,780 |
| | | | 100% | Alberta School Foundation Fund | Taxable Total: 96,540 |
| 920523130 | 13-NW-23-25-20-4 | 1.00 Acres | | COMPRESSOR SITE | |
| | ME-D LAND & IMPROVEMENTS | | T 8 | DIP MACHINERY & EQUIPMENT | 578,120 |
| | NR-D | | T 106 | DIP NON-RES. LAND & IMPROVEMENTS | 99,000 |
| | | | 100% | Alberta School Foundation Fund | Taxable Total: 677,120 |
| 920524060 | 6-SW-24-25-20-4 | 0.00 Acres | | | |
| | NR-D IMPROVEMENTS | | T 106 | DIP NON-RES. LAND & IMPROVEMENTS | Taxable Total: 2,580 |
| | | | 100% | Alberta School Foundation Fund | |
| 920526080 | 8-SE-26-25-20-4 | 0.00 Acres | | | |
| | ME-D IMPROVEMENTS | | T 8 | DIP MACHINERY & EQUIPMENT | 80,970 |
| | NR-D | | T 106 | DIP NON-RES. LAND & IMPROVEMENTS | 11,140 |
| | | | 100% | Alberta School Foundation Fund | Taxable Total: 92,110 |
| 920528100 | 10-NE-28-25-20-4 | 0.00 Acres | | | |
| | ME-D IMPROVEMENTS | | T 8 | DIP MACHINERY & EQUIPMENT | 37,020 |
| | NR-D | | T 106 | DIP NON-RES. LAND & IMPROVEMENTS | 13,300 |
| | | | 100% | Alberta School Foundation Fund | Taxable Total: 50,320 |
| 920529020 | 2-SE-29-25-20-4 | 5.28 Acres | | | |
| | ME-D LAND & IMPROVEMENTS | | T 8 | DIP MACHINERY & EQUIPMENT | 1,025,750 |
| | NR-D | | T 106 | DIP NON-RES. LAND & IMPROVEMENTS | 182,880 |
| | | | 100% | Alberta School Foundation Fund | Taxable Total: 1,208,630 |
| 920529080 | 8-SE-29-25-20-4 | 0.00 Acres | | | |
| | ME-D IMPROVEMENTS | | T 8 | DIP MACHINERY & EQUIPMENT | 111,530 |
| | NR-D | | T 106 | DIP NON-RES. LAND & IMPROVEMENTS | 11,070 |
| | | | 100% | Alberta School Foundation Fund | Taxable Total: 122,600 |



2020 Assessment Roll (Valuation Date 1-July, 2020) 2021 Taxation Year, Wheatland County

Assessment Year: 2020
Tax Year: 2021

| Roll | Legal Address | | | | Total |
|-----------|-------------------|------------|----------|---|---------|
| 920529090 | 9-NE-29-25-20-4 | 0.00 Acres | | | |
| | NR-D IMPROVEMENTS | | T 106 | DIP NON-RES. LAND & IMPROVEMENTS 100% Alberta School Foundation Fund | 5,150 |
| 920529100 | 10-NE-29-25-20-4 | 0.00 Acres | | | |
| | NR-D IMPROVEMENTS | | T 106 | DIP NON-RES. LAND & IMPROVEMENTS 100% Alberta School Foundation Fund | 11,140 |
| 920529160 | 16-NE-29-25-20-4 | 0.00 Acres | | | |
| | ME-D IMPROVEMENTS | | T 8 | DIP MACHINERY & EQUIPMENT | 113,430 |
| | NR-D | | T 106 | DIP NON-RES. LAND & IMPROVEMENTS 100% Alberta School Foundation Fund | 12,280 |
| | | | | Taxable Total: | 125,710 |
| 920530030 | 3-SW-30-25-20-4 | 0.00 Acres | | | |
| | NR-D IMPROVEMENTS | | T 106 | DIP NON-RES. LAND & IMPROVEMENTS 100% Alberta School Foundation Fund | 11,100 |
| 920530110 | 11-NW-30-25-20-4 | 0.00 Acres | | | |
| | ME-D IMPROVEMENTS | | T 8 | DIP MACHINERY & EQUIPMENT | 222,470 |
| | NR-D | | T 106 | DIP NON-RES. LAND & IMPROVEMENTS 100% Alberta School Foundation Fund | 30,000 |
| | | | | Taxable Total: | 252,470 |
| 920531100 | 10-NE-31-25-20-4 | 0.00 Acres | | | |
| | NR-D IMPROVEMENTS | | T 106 | DIP NON-RES. LAND & IMPROVEMENTS 100% Alberta School Foundation Fund | 14,910 |
| 920532030 | 3-SW-32-25-20-4 | 0.00 Acres | D.H 3-29 | | |
| | ME-D IMPROVEMENTS | | T 8 | DIP MACHINERY & EQUIPMENT | 208,580 |
| | NR-D | | T 106 | DIP NON-RES. LAND & IMPROVEMENTS 100% Alberta School Foundation Fund | 15,490 |
| | | | | Taxable Total: | 224,070 |
| 920532080 | 8-SE-32-25-20-4 | 0.00 Acres | | | |
| | ME-D IMPROVEMENTS | | T 8 | DIP MACHINERY & EQUIPMENT | 143,550 |
| | NR-D | | T 106 | DIP NON-RES. LAND & IMPROVEMENTS | 13,300 |
| | | | | Taxable Total: | 156,850 |



2020 Assessment Roll (Valuation Date 1-July, 2020) 2021 Taxation Year, Wheatland County

Assessment Year: 2020
Tax Year: 2021

| Roll | Legal Address | 100% Alberta School Foundation Fund | Total |
|-----------|-----------------------------|--|---------|
| 920533110 | 11-NW-33-25-20-4 0.00 Acres | | |
| | ME-D IMPROVEMENTS | T 8 DIP MACHINERY & EQUIPMENT | 138,040 |
| | NR-D | T 106 DIP NON-RES. LAND & IMPROVEMENTS | 18,090 |
| | | 100% Alberta School Foundation Fund Taxable Total: | 156,130 |
| 920535060 | 6-SW-35-25-20-4 0.00 Acres | | |
| | ME-D IMPROVEMENTS | T 8 DIP MACHINERY & EQUIPMENT | 66,590 |
| | NR-D | T 106 DIP NON-RES. LAND & IMPROVEMENTS | 8,920 |
| | | 100% Alberta School Foundation Fund Taxable Total: | 75,510 |
| 920536010 | 1-SE-36-25-20-4 0.00 Acres | | |
| | ME-D IMPROVEMENTS | T 8 DIP MACHINERY & EQUIPMENT | 110,670 |
| | NR-D | T 106 DIP NON-RES. LAND & IMPROVEMENTS | 13,140 |
| | | 100% Alberta School Foundation Fund Taxable Total: | 123,810 |
| 920602130 | 13-NW-2-26-20-4 0.00 Acres | | |
| | ME-D IMPROVEMENTS | T 8 DIP MACHINERY & EQUIPMENT | 98,720 |
| | NR-D | T 106 DIP NON-RES. LAND & IMPROVEMENTS | 12,960 |
| | | 100% Alberta School Foundation Fund Taxable Total: | 111,680 |
| 920603060 | 6-SW-3-26-20-4 0.00 Acres | | |
| | ME-D IMPROVEMENTS | T 8 DIP MACHINERY & EQUIPMENT | 115,170 |
| | NR-D | T 106 DIP NON-RES. LAND & IMPROVEMENTS | 22,840 |
| | | 100% Alberta School Foundation Fund Taxable Total: | 138,010 |
| 920604110 | 11-NW-4-26-20-4 1.00 Acres | Tower- CCI wireless | |
| | NR LAND & IMPROVEMENTS | T 105 NON-RESEIDENTIAL LAND & IMPROVEMENTS | 225,070 |
| | | 100% Alberta School Foundation Fund Taxable Total: | |
| 920605100 | 10-NE-5-26-20-4 0.00 Acres | | |
| | ME-D IMPROVEMENTS | T 8 DIP MACHINERY & EQUIPMENT | 292,310 |
| | NR-D | T 106 DIP NON-RES. LAND & IMPROVEMENTS | 24,930 |
| | | 100% Alberta School Foundation Fund Taxable Total: | 317,240 |



2020 Assessment Roll (Valuation Date 1-July, 2020) 2021 Taxation Year, Wheatland County

Assessment Year: 2020
Tax Year: 2021

| Roll | Legal Address | | | | Total |
|-----------|--------------------------|------------|-------|----------------------------------|-----------|
| 920605150 | 15-NE-5-26-20-4 | 3.75 Acres | | Husky Compressor | |
| | ME-D LAND & IMPROVEMENTS | | T 8 | DIP MACHINERY & EQUIPMENT | 1,544,330 |
| | NR-D | | T 106 | DIP NON-RES. LAND & IMPROVEMENTS | 259,040 |
| | | | 100% | Alberta School Foundation Fund | |
| | | | | Taxable Total: | 1,803,370 |
| 920606050 | 5-SW-6-26-20-4 | 0.00 Acres | | | |
| | ME-D IMPROVEMENTS | | T 8 | DIP MACHINERY & EQUIPMENT | 197,430 |
| | NR-D | | T 106 | DIP NON-RES. LAND & IMPROVEMENTS | 13,740 |
| | | | 100% | Alberta School Foundation Fund | |
| | | | | Taxable Total: | 211,170 |
| 920606130 | 13-NW-6-26-20-4 | 0.00 Acres | | | |
| | ME-D IMPROVEMENTS | | T 8 | DIP MACHINERY & EQUIPMENT | 124,830 |
| | NR-D | | T 106 | DIP NON-RES. LAND & IMPROVEMENTS | 15,500 |
| | | | 100% | Alberta School Foundation Fund | |
| | | | | Taxable Total: | 140,330 |
| 920607040 | 4-SW-7-26-20-4 | 0.00 Acres | | | |
| | ME-D IMPROVEMENTS | | T 8 | DIP MACHINERY & EQUIPMENT | 99,810 |
| | NR-D | | T 106 | DIP NON-RES. LAND & IMPROVEMENTS | 13,140 |
| | | | 100% | Alberta School Foundation Fund | |
| | | | | Taxable Total: | 112,950 |
| 920607050 | 5-SW-7-26-20-4 | 0.00 Acres | | | |
| | NR-D IMPROVEMENTS | | T 106 | DIP NON-RES. LAND & IMPROVEMENTS | 20,610 |
| | | | 100% | Alberta School Foundation Fund | |
| 920608140 | 14-NW-8-26-20-4 | 0.00 Acres | | | |
| | NR-D IMPROVEMENTS | | T 106 | DIP NON-RES. LAND & IMPROVEMENTS | 5,830 |
| | | | 100% | Alberta School Foundation Fund | |
| 920609070 | 7-SE-9-26-20-4 | 0.00 Acres | | | |
| | ME-D IMPROVEMENTS | | T 8 | DIP MACHINERY & EQUIPMENT | 114,820 |
| | NR-D | | T 106 | DIP NON-RES. LAND & IMPROVEMENTS | 23,530 |
| | | | 100% | Alberta School Foundation Fund | |
| | | | | Taxable Total: | 138,350 |
| 920611060 | 6-SW-11-26-20-4 | 0.00 Acres | | | |



2020 Assessment Roll (Valuation Date 1-July, 2020) 2021 Taxation Year, Wheatland County

Assessment Year: 2020
Tax Year: 2021

| Roll | Legal Address | | | | | Total | |
|-------------------------------------|------------------|------------|-------------------------------------|---|-----|--|---------|
| 920613020 | 2-SE-13-26-20-4 | 0.00 Acres | ME-D IMPROVEMENTS | T | 8 | DIP MACHINERY & EQUIPMENT | 100,530 |
| | | | NR-D | T | 106 | DIP NON-RES. LAND & IMPROVEMENTS | 12,110 |
| | | | 100% Alberta School Foundation Fund | | | Taxable Total: | 112,640 |
| | | | DH: 1-13 & 8-12 | | | | |
| 920613040 | 4-SW-13-26-20-4 | 0.00 Acres | ME-D IMPROVEMENTS | T | 8 | DIP MACHINERY & EQUIPMENT | 264,900 |
| | | | NR-D | T | 106 | DIP NON-RES. LAND & IMPROVEMENTS | 41,800 |
| | | | 100% Alberta School Foundation Fund | | | Taxable Total: | 306,700 |
| | | | | | | | |
| 920614080 | 7-SE-14-26-20-4 | 0.00 Acres | ME-D IMPROVEMENTS | T | 8 | DIP MACHINERY & EQUIPMENT | 114,570 |
| | | | NR-D | T | 106 | DIP NON-RES. LAND & IMPROVEMENTS | 11,290 |
| | | | 100% Alberta School Foundation Fund | | | Taxable Total: | 125,860 |
| | | | D.H.8-14-26-20W4 | | | | |
| 920614160 | 16-NE-14-26-20-4 | 0.00 Acres | ME-D IMPROVEMENTS | T | 8 | DIP MACHINERY & EQUIPMENT | 130,280 |
| | | | NR-D | T | 106 | DIP NON-RES. LAND & IMPROVEMENTS | 14,560 |
| | | | 100% Alberta School Foundation Fund | | | Taxable Total: | 144,840 |
| | | | D.H 7-13-26-20-W4 | | | | |
| 920615100 | 10-NE-15-26-20-4 | 0.00 Acres | ME-D IMPROVEMENTS | T | 8 | DIP MACHINERY & EQUIPMENT | 151,610 |
| | | | NR-D | T | 106 | DIP NON-RES. LAND & IMPROVEMENTS | 15,490 |
| | | | 100% Alberta School Foundation Fund | | | Taxable Total: | 167,100 |
| | | | | | | | |
| 920616130 | 13-NW-16-26-20-4 | 0.00 Acres | ME-D IMPROVEMENTS | T | 8 | DIP MACHINERY & EQUIPMENT | 66,790 |
| | | | NR-D | T | 106 | DIP NON-RES. LAND & IMPROVEMENTS | 9,060 |
| | | | 100% Alberta School Foundation Fund | | | Taxable Total: | 75,850 |
| | | | | | | | |
| 920617010 | 1-SE-17-26-20-4 | 0.00 Acres | NR-D IMPROVEMENTS | T | 106 | DIP NON-RES. LAND & IMPROVEMENTSTaxable Total: | 15,850 |
| | | | 100% Alberta School Foundation Fund | | | | |
| | | | | | | | |
| | | | NR-D IMPROVEMENTS | T | 106 | DIP NON-RES. LAND & IMPROVEMENTSTaxable Total: | 4,710 |
| 100% Alberta School Foundation Fund | | | | | | | |



2020 Assessment Roll (Valuation Date 1-July, 2020) 2021 Taxation Year, Wheatland County

Assessment Year: 2020
Tax Year: 2021

| Roll | Legal Address | | | | | Total |
|-----------|--------------------------|------------|--------------------------------------|-----|--|---------|
| 920617040 | 4-SW-17-26-20-4 | 0.00 Acres | | | | |
| | ME-D IMPROVEMENTS | | T | 8 | DIP MACHINERY & EQUIPMENT | 112,540 |
| | NR-D | | T | 106 | DIP NON-RES. LAND & IMPROVEMENTS | 11,290 |
| | | | | | 100% Alberta School Foundation Fund | |
| | | | | | Taxable Total: | 123,830 |
| 920617130 | 13-NW-17-26-20-4 | 1.75 Acres | COMPRESSOR SITE D.H. 6-17 Compressor | | | |
| | ME-D LAND & IMPROVEMENTS | | T | 8 | DIP MACHINERY & EQUIPMENT | 759,120 |
| | NR-D | | T | 106 | DIP NON-RES. LAND & IMPROVEMENTS | 147,580 |
| | | | | | 100% Alberta School Foundation Fund | |
| | | | | | Taxable Total: | 906,700 |
| 920618050 | 5-SW-18-26-20-4 | 0.00 Acres | | | | |
| | ME-D IMPROVEMENTS | | T | 8 | DIP MACHINERY & EQUIPMENT | 124,470 |
| | NR-D | | T | 106 | DIP NON-RES. LAND & IMPROVEMENTS | 13,500 |
| | | | | | 100% Alberta School Foundation Fund | |
| | | | | | Taxable Total: | 137,970 |
| 920618080 | 8-SE-18-26-20-4 | 0.00 Acres | | | | |
| | ME-D IMPROVEMENTS | | T | 8 | DIP MACHINERY & EQUIPMENT | 194,690 |
| | NR-D | | T | 106 | DIP NON-RES. LAND & IMPROVEMENTS | 12,800 |
| | | | | | 100% Alberta School Foundation Fund | |
| | | | | | Taxable Total: | 207,490 |
| 920618160 | 16-NE-18-26-20-4 | 0.00 Acres | | | | |
| | ME-D IMPROVEMENTS | | T | 8 | DIP MACHINERY & EQUIPMENT | 118,990 |
| | NR-D | | T | 106 | DIP NON-RES. LAND & IMPROVEMENTS | 13,140 |
| | | | | | 100% Alberta School Foundation Fund | |
| | | | | | Taxable Total: | 132,130 |
| 920619110 | 11-NW-19-26-20-4 | 0.00 Acres | | | | |
| | ME-D IMPROVEMENTS | | T | 8 | DIP MACHINERY & EQUIPMENT | 97,390 |
| | NR-D | | T | 106 | DIP NON-RES. LAND & IMPROVEMENTS | 15,010 |
| | | | | | 100% Alberta School Foundation Fund | |
| | | | | | Taxable Total: | 112,400 |
| 920621070 | 2-SE-21-26-20-4 | 0.00 Acres | | | | |
| | NR-D IMPROVEMENTS | | T | 106 | DIP NON-RES. LAND & IMPROVEMENTSTaxable Total: | 5,260 |
| | | | | | 100% Alberta School Foundation Fund | |



2020 Assessment Roll (Valuation Date 1-July, 2020) 2021 Taxation Year, Wheatland County

Assessment Year: 2020
Tax Year: 2021

| Roll | Legal Address | | | | | Total |
|-----------|--------------------------|------------|-------------------------------------|----------------------------------|----------------|---------|
| 920621130 | 13-NW-21-26-20-4 | 0.00 Acres | | | | |
| | ME-D IMPROVEMENTS | | T 8 | DIP MACHINERY & EQUIPMENT | | 92,040 |
| | NR-D | | T 106 | DIP NON-RES. LAND & IMPROVEMENTS | | 12,960 |
| | | | 100% Alberta School Foundation Fund | | Taxable Total: | 105,000 |
| 920622070 | 7-SE-22-26-20-4 | 0.00 Acres | | | | |
| | ME-D IMPROVEMENTS | | T 8 | DIP MACHINERY & EQUIPMENT | Taxable Total: | 41,270 |
| | | | 100% Alberta School Foundation Fund | | | |
| 920623080 | 8-SE-23-26-20-4 | 3.00 Acres | | | | |
| | | | BATTERY / TREATOR Battery | | | |
| | ME-D LAND & IMPROVEMENTS | | T 8 | DIP MACHINERY & EQUIPMENT | | 374,710 |
| | NR-D | | T 106 | DIP NON-RES. LAND & IMPROVEMENTS | | 177,510 |
| | | | 100% Alberta School Foundation Fund | | Taxable Total: | 552,220 |
| 920625140 | 14-NW-25-26-20-4 | 0.00 Acres | | | | |
| | ME-D IMPROVEMENTS | | T 8 | DIP MACHINERY & EQUIPMENT | | 61,900 |
| | NR-D | | T 106 | DIP NON-RES. LAND & IMPROVEMENTS | | 6,440 |
| | | | 100% Alberta School Foundation Fund | | Taxable Total: | 68,340 |
| 920625160 | 16-NE-25-26-20-4 | 0.00 Acres | | | | |
| | NR-D IMPROVEMENTS | | T 106 | DIP NON-RES. LAND & IMPROVEMENTS | Taxable Total: | 2,670 |
| | | | 100% Alberta School Foundation Fund | | | |
| 920627060 | 6-SW-27-26-20-4 | 0.00 Acres | | | | |
| | ME-D IMPROVEMENTS | | T 8 | DIP MACHINERY & EQUIPMENT | | 96,520 |
| | NR-D | | T 106 | DIP NON-RES. LAND & IMPROVEMENTS | | 12,960 |
| | | | 100% Alberta School Foundation Fund | | Taxable Total: | 109,480 |
| 920627090 | 9-NE-27-26-20-4 | 0.00 Acres | | | | |
| | ME-D IMPROVEMENTS | | T 8 | DIP MACHINERY & EQUIPMENT | | 85,530 |
| | NR-D | | T 106 | DIP NON-RES. LAND & IMPROVEMENTS | | 12,610 |
| | | | 100% Alberta School Foundation Fund | | Taxable Total: | 98,140 |
| 920627100 | 10-NE-27-26-20-4 | 0.00 Acres | | | | |



2020 Assessment Roll (Valuation Date 1-July, 2020) 2021 Taxation Year, Wheatland County

Assessment Year: 2020
Tax Year: 2021

| Roll | Legal Address | | | | | | Total |
|-----------|--------------------------|------------|----------------------------------|-----|-------------------------------------|----------------|-----------|
| 920628040 | NR-D IMPROVEMENTS | | T | 106 | DIP NON-RES. LAND & IMPROVEMENTS | Taxable Total: | 5,470 |
| | | | | | 100% Alberta School Foundation Fund | | |
| | 4-SW-28-26-20-4 | 0.00 Acres | DH: 9-16-26-20-W4 | | | | |
| | ME-D IMPROVEMENTS | | T | 8 | DIP MACHINERY & EQUIPMENT | | 1,190,990 |
| | NR-D | | T | 106 | DIP NON-RES. LAND & IMPROVEMENTS | | 95,090 |
| | | | | | 100% Alberta School Foundation Fund | Taxable Total: | 1,286,080 |
| 920628070 | 7-SE-28-26-20-4 | 0.00 Acres | | | | | |
| | ME-D IMPROVEMENTS | | T | 8 | DIP MACHINERY & EQUIPMENT | | 43,530 |
| | NR-D | | T | 106 | DIP NON-RES. LAND & IMPROVEMENTS | | 7,800 |
| | | | | | 100% Alberta School Foundation Fund | Taxable Total: | 51,330 |
| 920631130 | 13-NW-31-26-20-4 | 0.00 Acres | | | | | |
| | ME-D IMPROVEMENTS | | T | 8 | DIP MACHINERY & EQUIPMENT | | 63,690 |
| | NR-D | | T | 106 | DIP NON-RES. LAND & IMPROVEMENTS | | 11,420 |
| | | | | | 100% Alberta School Foundation Fund | Taxable Total: | 75,110 |
| 920632050 | 5-SW-32-26-20-4 | 0.00 Acres | | | | | |
| | NR-D IMPROVEMENTS | | T | 106 | DIP NON-RES. LAND & IMPROVEMENTS | Taxable Total: | 3,450 |
| | | | | | 100% Alberta School Foundation Fund | | |
| 920632160 | 16-NE-32-26-20-4 | 4.25 Acres | HUSSAR BATTERY #3 HUSSAR BATTERY | | | | |
| | ME-D LAND & IMPROVEMENTS | | T | 8 | DIP MACHINERY & EQUIPMENT | | 477,030 |
| | NR-D | | T | 106 | DIP NON-RES. LAND & IMPROVEMENTS | | 260,770 |
| | | | | | 100% Alberta School Foundation Fund | Taxable Total: | 737,800 |
| 920633060 | 6-SW-33-26-20-4 | 0.00 Acres | | | | | |
| | ME-D IMPROVEMENTS | | T | 8 | DIP MACHINERY & EQUIPMENT | | 78,830 |
| | NR-D | | T | 106 | DIP NON-RES. LAND & IMPROVEMENTS | | 9,690 |
| | | | | | 100% Alberta School Foundation Fund | Taxable Total: | 88,520 |
| 920633140 | 14-NW-33-26-20-4 | 0.00 Acres | | | | | |
| | ME-D IMPROVEMENTS | | T | 8 | DIP MACHINERY & EQUIPMENT | | 102,080 |
| | NR-D | | T | 106 | DIP NON-RES. LAND & IMPROVEMENTS | | 12,610 |
| | | | | | 100% Alberta School Foundation Fund | Taxable Total: | 114,690 |



2020 Assessment Roll (Valuation Date 1-July, 2020) 2021 Taxation Year, Wheatland County

Assessment Year: 2020
Tax Year: 2021

| Roll | Legal Address | | | | Total |
|-----------|-------------------|------------|-------|-------------------------------------|---------|
| 920634130 | 13-NW-34-26-20-4 | 0.00 Acres | | | |
| | ME-D IMPROVEMENTS | | T 8 | DIP MACHINERY & EQUIPMENT | 77,740 |
| | NR-D | | T 106 | DIP NON-RES. LAND & IMPROVEMENTS | 11,770 |
| | | | | 100% Alberta School Foundation Fund | |
| | | | | Taxable Total: | 89,510 |
| 920635140 | 14-NW-35-26-20-4 | 0.00 Acres | | | |
| | ME-D IMPROVEMENTS | | T 8 | DIP MACHINERY & EQUIPMENT | 76,940 |
| | NR-D | | T 106 | DIP NON-RES. LAND & IMPROVEMENTS | 6,440 |
| | | | | 100% Alberta School Foundation Fund | |
| | | | | Taxable Total: | 83,380 |
| 920635160 | 16-NE-35-26-20-4 | 0.00 Acres | | | |
| | ME-D IMPROVEMENTS | | T 8 | DIP MACHINERY & EQUIPMENT | 53,470 |
| | NR-D | | T 106 | DIP NON-RES. LAND & IMPROVEMENTS | 6,440 |
| | | | | 100% Alberta School Foundation Fund | |
| | | | | Taxable Total: | 59,910 |
| 920636060 | 6-SW-36-26-20-4 | 0.00 Acres | | | |
| | ME-D IMPROVEMENTS | | T 8 | DIP MACHINERY & EQUIPMENT | 69,810 |
| | NR-D | | T 106 | DIP NON-RES. LAND & IMPROVEMENTS | 6,290 |
| | | | | 100% Alberta School Foundation Fund | |
| | | | | Taxable Total: | 76,100 |
| 920701160 | 16-NE-1-27-20-4 | 0.00 Acres | | | |
| | ME-D IMPROVEMENTS | | T 8 | DIP MACHINERY & EQUIPMENT | 115,690 |
| | NR-D | | T 106 | DIP NON-RES. LAND & IMPROVEMENTS | 14,030 |
| | | | | 100% Alberta School Foundation Fund | |
| | | | | Taxable Total: | 129,720 |
| 920702060 | 6-SW-2-27-20-4 | 0.00 Acres | | | |
| | ME-D IMPROVEMENTS | | T 8 | DIP MACHINERY & EQUIPMENT | 142,010 |
| | NR-D | | T 106 | DIP NON-RES. LAND & IMPROVEMENTS | 8,160 |
| | | | | 100% Alberta School Foundation Fund | |
| | | | | Taxable Total: | 150,170 |
| 920703060 | 6-SW-3-27-20-4 | 0.00 Acres | | | |
| | ME-D IMPROVEMENTS | | T 8 | DIP MACHINERY & EQUIPMENT | 51,800 |
| | NR-D | | T 106 | DIP NON-RES. LAND & IMPROVEMENTS | 9,410 |
| | | | | 100% Alberta School Foundation Fund | |
| | | | | Taxable Total: | 61,210 |



2020 Assessment Roll (Valuation Date 1-July, 2020) 2021 Taxation Year, Wheatland County

Assessment Year: 2020
Tax Year: 2021

| Roll | Legal Address | | | | Total |
|-----------|-------------------|------------|-------|----------------------------------|------------------------|
| 920703100 | 10-NE-3-27-20-4 | 0.00 Acres | | | |
| | ME-D IMPROVEMENTS | | T 8 | DIP MACHINERY & EQUIPMENT | 370,930 |
| | NR-D | | T 106 | DIP NON-RES. LAND & IMPROVEMENTS | 77,590 |
| | | | 100% | Alberta School Foundation Fund | Taxable Total: 448,520 |
| 920704060 | 6-SW-4-27-20-4 | 0.00 Acres | | | |
| | ME-D IMPROVEMENTS | | T 8 | DIP MACHINERY & EQUIPMENT | 116,350 |
| | NR-D | | T 106 | DIP NON-RES. LAND & IMPROVEMENTS | 12,430 |
| | | | 100% | Alberta School Foundation Fund | Taxable Total: 128,780 |
| 920704130 | 13-NW-4-27-20-4 | 0.00 Acres | | Downhole 14-4 | |
| | ME-D IMPROVEMENTS | | T 8 | DIP MACHINERY & EQUIPMENT | 85,340 |
| | NR-D | | T 106 | DIP NON-RES. LAND & IMPROVEMENTS | 15,530 |
| | | | 100% | Alberta School Foundation Fund | Taxable Total: 100,870 |
| 920705130 | 13-NW-5-27-20-4 | 0.00 Acres | | | |
| | ME-D IMPROVEMENTS | | T 8 | DIP MACHINERY & EQUIPMENT | 202,420 |
| | NR-D | | T 106 | DIP NON-RES. LAND & IMPROVEMENTS | 43,190 |
| | | | 100% | Alberta School Foundation Fund | Taxable Total: 245,610 |
| 920706040 | 4-SW-6-27-20-4 | 0.00 Acres | | | |
| | NR-D IMPROVEMENTS | | T 106 | DIP NON-RES. LAND & IMPROVEMENTS | 11,070 |
| | | | 100% | Alberta School Foundation Fund | Taxable Total: 11,070 |
| 920707110 | 11-NW-7-27-20-4 | 0.00 Acres | | | |
| | ME-D IMPROVEMENTS | | T 8 | DIP MACHINERY & EQUIPMENT | 43,650 |
| | NR-D | | T 106 | DIP NON-RES. LAND & IMPROVEMENTS | 27,000 |
| | | | 100% | Alberta School Foundation Fund | Taxable Total: 70,650 |
| 920708040 | 4-SW-8-27-20-4 | 0.00 Acres | | | |
| | ME-D IMPROVEMENTS | | T 8 | DIP MACHINERY & EQUIPMENT | 81,310 |
| | NR-D | | T 106 | DIP NON-RES. LAND & IMPROVEMENTS | 12,090 |
| | | | 100% | Alberta School Foundation Fund | Taxable Total: 93,400 |



2020 Assessment Roll (Valuation Date 1-July, 2020) 2021 Taxation Year, Wheatland County

Assessment Year: 2020
Tax Year: 2021

| Roll | Legal Address | | | | Total |
|-----------|--------------------------|------------|---|-------------------------------------|-----------|
| 920708160 | 16-NE-8-27-20-4 | 0.00 Acres | | | |
| | NR-D IMPROVEMENTS | | T 106 | DIP NON-RES. LAND & IMPROVEMENTS | 29,420 |
| | | | | 100% Alberta School Foundation Fund | |
| 920709060 | 6-SW-9-27-20-4 | 0.00 Acres | | | |
| | ME-D IMPROVEMENTS | | T 8 | DIP MACHINERY & EQUIPMENT | 88,290 |
| | NR-D | | T 106 | DIP NON-RES. LAND & IMPROVEMENTS | 20,850 |
| | | | | 100% Alberta School Foundation Fund | |
| | | | | Taxable Total: | 109,140 |
| 920709090 | 9-NE-9-27-20-4 | 1.25 Acres | | | |
| | ME-D LAND & IMPROVEMENTS | | T 8 | DIP MACHINERY & EQUIPMENT | 467,560 |
| | NR-D | | T 106 | DIP NON-RES. LAND & IMPROVEMENTS | 90,760 |
| | | | | 100% Alberta School Foundation Fund | |
| | | | | Taxable Total: | 558,320 |
| 920709130 | 13-NW-9-27-20-4 | 4.52 Acres | | | |
| | 203061 TWP RD 272 | | Oilfield Waste Manage Facility Tervita, formerly Newalta Oilfield Waste | | |
| | ME-D LAND & IMPROVEMENTS | | T 8 | DIP MACHINERY & EQUIPMENT | 1,306,970 |
| | NR-D | | T 106 | DIP NON-RES. LAND & IMPROVEMENTS | 871,060 |
| | | | | 100% Alberta School Foundation Fund | |
| | | | | Taxable Total: | 2,178,030 |
| 920710080 | 8-SE-10-27-20-4 | 0.00 Acres | | | |
| | ME-D IMPROVEMENTS | | T 8 | DIP MACHINERY & EQUIPMENT | 802,380 |
| | NR-D | | T 106 | DIP NON-RES. LAND & IMPROVEMENTS | 46,800 |
| | | | | 100% Alberta School Foundation Fund | |
| | | | | Taxable Total: | 849,180 |
| 920710140 | 14-NW-10-27-20-4 | 0.00 Acres | | | |
| | NR-D IMPROVEMENTS | | T 106 | DIP NON-RES. LAND & IMPROVEMENTS | 13,100 |
| | | | | 100% Alberta School Foundation Fund | |
| 920711110 | 11-NW-11-27-20-4 | 0.00 Acres | | | |
| | ME-D IMPROVEMENTS | | T 8 | DIP MACHINERY & EQUIPMENT | 122,030 |
| | NR-D | | T 106 | DIP NON-RES. LAND & IMPROVEMENTS | 18,710 |
| | | | | 100% Alberta School Foundation Fund | |
| | | | | Taxable Total: | 140,740 |
| 920712080 | 8-SE-12-27-20-4 | 0.00 Acres | | | |



2020 Assessment Roll (Valuation Date 1-July, 2020) 2021 Taxation Year, Wheatland County

Assessment Year: 2020
Tax Year: 2021

| Roll | Legal Address | | | | | | Total |
|-----------|--------------------------|------------|--------------------|-----|-------------------------------------|----------------|-----------|
| | NR-D IMPROVEMENTS | | T | 106 | DIP NON-RES. LAND & IMPROVEMENTS | Taxable Total: | 13,140 |
| | | | | | 100% Alberta School Foundation Fund | | |
| 920713020 | 2-SE-13-27-20-4 | 0.00 Acres | | | | | |
| | ME-D IMPROVEMENTS | | T | 8 | DIP MACHINERY & EQUIPMENT | | 81,310 |
| | NR-D | | T | 106 | DIP NON-RES. LAND & IMPROVEMENTS | | 12,090 |
| | | | | | 100% Alberta School Foundation Fund | Taxable Total: | 93,400 |
| 920713110 | 11-NW-13-27-20-4 | 0.00 Acres | | | | | |
| | NR-D IMPROVEMENTS | | T | 106 | DIP NON-RES. LAND & IMPROVEMENTS | Taxable Total: | 4,590 |
| | | | | | 100% Alberta School Foundation Fund | | |
| 920713150 | 15-NE-13-27-20-4 | 0.00 Acres | | | | | |
| | ME-D IMPROVEMENTS | | T | 8 | DIP MACHINERY & EQUIPMENT | | 116,300 |
| | NR-D | | T | 106 | DIP NON-RES. LAND & IMPROVEMENTS | | 9,450 |
| | | | | | 100% Alberta School Foundation Fund | Taxable Total: | 125,750 |
| 920714040 | 4-SW-14-27-20-4 | 0.00 Acres | | | | | |
| | NR-D IMPROVEMENTS | | T | 106 | DIP NON-RES. LAND & IMPROVEMENTS | Taxable Total: | 6,200 |
| | | | | | 100% Alberta School Foundation Fund | | |
| 920714100 | 10-NE-14-27-20-4 | 2.50 Acres | | | | | |
| | | | Compressor Station | | | | |
| | ME-D LAND & IMPROVEMENTS | | T | 8 | DIP MACHINERY & EQUIPMENT | | 1,488,570 |
| | NR-D | | T | 106 | DIP NON-RES. LAND & IMPROVEMENTS | | 300,000 |
| | | | | | 100% Alberta School Foundation Fund | Taxable Total: | 1,788,570 |
| 920715060 | 6-SW-15-27-20-4 | 0.00 Acres | | | | | |
| | ME-D IMPROVEMENTS | | T | 8 | DIP MACHINERY & EQUIPMENT | | 135,860 |
| | NR-D | | T | 106 | DIP NON-RES. LAND & IMPROVEMENTS | | 31,440 |
| | | | | | 100% Alberta School Foundation Fund | Taxable Total: | 167,300 |
| 920715140 | 14-NW-15-27-20-4 | 0.00 Acres | | | | | |
| | ME-D IMPROVEMENTS | | T | 8 | DIP MACHINERY & EQUIPMENT | | 642,170 |
| | NR-D | | T | 106 | DIP NON-RES. LAND & IMPROVEMENTS | | 52,370 |
| | | | | | 100% Alberta School Foundation Fund | Taxable Total: | 694,540 |



2020 Assessment Roll (Valuation Date 1-July, 2020) 2021 Taxation Year, Wheatland County

Assessment Year: 2020
Tax Year: 2021

| Roll | Legal Address | | | | Total |
|-----------|-------------------|------------|-------|-------------------------------------|---------|
| 920716070 | 7-SE-16-27-20-4 | 0.00 Acres | | | |
| | ME-D IMPROVEMENTS | | T 8 | DIP MACHINERY & EQUIPMENT | 77,740 |
| | NR-D | | T 106 | DIP NON-RES. LAND & IMPROVEMENTS | 10,740 |
| | | | | 100% Alberta School Foundation Fund | |
| | | | | Taxable Total: | 88,480 |
| 920716130 | 13-NW-16-27-20-4 | 0.00 Acres | | | |
| | ME-D IMPROVEMENTS | | T 8 | DIP MACHINERY & EQUIPMENT | 656,310 |
| | NR-D | | T 106 | DIP NON-RES. LAND & IMPROVEMENTS | 65,500 |
| | | | | 100% Alberta School Foundation Fund | |
| | | | | Taxable Total: | 721,810 |
| 920717070 | 7-SE-17-27-20-4 | 0.00 Acres | | | |
| | ME-D IMPROVEMENTS | | T 8 | DIP MACHINERY & EQUIPMENT | 316,630 |
| | NR-D | | T 106 | DIP NON-RES. LAND & IMPROVEMENTS | 38,100 |
| | | | | 100% Alberta School Foundation Fund | |
| | | | | Taxable Total: | 354,730 |
| 920717160 | 16-NE-17-27-20-4 | 0.00 Acres | | | |
| | ME-D IMPROVEMENTS | | T 8 | DIP MACHINERY & EQUIPMENT | 189,700 |
| | NR-D | | T 106 | DIP NON-RES. LAND & IMPROVEMENTS | 15,490 |
| | | | | 100% Alberta School Foundation Fund | |
| | | | | Taxable Total: | 205,190 |
| 920719040 | 4-SW-19-27-20-4 | 0.00 Acres | | | |
| | ME-D IMPROVEMENTS | | T 8 | DIP MACHINERY & EQUIPMENT | 78,130 |
| | NR-D | | T 106 | DIP NON-RES. LAND & IMPROVEMENTS | 11,070 |
| | | | | 100% Alberta School Foundation Fund | |
| | | | | Taxable Total: | 89,200 |
| 920719060 | 6-SW-19-27-20-4 | 0.00 Acres | | | |
| | ME-D IMPROVEMENTS | | T 8 | DIP MACHINERY & EQUIPMENT | 64,830 |
| | NR-D | | T 106 | DIP NON-RES. LAND & IMPROVEMENTS | 16,490 |
| | | | | 100% Alberta School Foundation Fund | |
| | | | | Taxable Total: | 81,320 |
| 920720030 | 3-SW-20-27-20-4 | 0.00 Acres | | | |
| | ME-D IMPROVEMENTS | | T 8 | DIP MACHINERY & EQUIPMENT | 97,970 |
| | NR-D | | T 106 | DIP NON-RES. LAND & IMPROVEMENTS | 13,500 |
| | | | | 100% Alberta School Foundation Fund | |
| | | | | Taxable Total: | 111,470 |



2020 Assessment Roll (Valuation Date 1-July, 2020) 2021 Taxation Year, Wheatland County

Assessment Year: 2020
Tax Year: 2021

| Roll | Legal Address | | | | Total |
|-----------|-------------------|------------|-------|-------------------------------------|---------|
| 920720070 | 7-SE-20-27-20-4 | 0.00 Acres | | | |
| | ME-D IMPROVEMENTS | | T 8 | DIP MACHINERY & EQUIPMENT | 198,310 |
| | NR-D | | T 106 | DIP NON-RES. LAND & IMPROVEMENTS | 22,520 |
| | | | | 100% Alberta School Foundation Fund | |
| | | | | Taxable Total: | 220,830 |
| 920720080 | 8-SE-20-27-20-4 | 0.00 Acres | | | |
| | ME-D IMPROVEMENTS | | T 8 | DIP MACHINERY & EQUIPMENT | 50,560 |
| | NR-D | | T 106 | DIP NON-RES. LAND & IMPROVEMENTS | 27,330 |
| | | | | 100% Alberta School Foundation Fund | |
| | | | | Taxable Total: | 77,890 |
| 920720100 | 10-NE-20-27-20-4 | 0.00 Acres | | | |
| | ME-D IMPROVEMENTS | | T 8 | DIP MACHINERY & EQUIPMENT | 126,320 |
| | NR-D | | T 106 | DIP NON-RES. LAND & IMPROVEMENTS | 8,990 |
| | | | | 100% Alberta School Foundation Fund | |
| | | | | Taxable Total: | 135,310 |
| 920720130 | 13-NW-20-27-20-4 | 0.00 Acres | | | |
| | ME-D IMPROVEMENTS | | T 8 | DIP MACHINERY & EQUIPMENT | 95,170 |
| | NR-D | | T 106 | DIP NON-RES. LAND & IMPROVEMENTS | 24,250 |
| | | | | 100% Alberta School Foundation Fund | |
| | | | | Taxable Total: | 119,420 |
| 920720160 | 16-NE-20-27-20-4 | 0.00 Acres | | Downhole 1-29-27-20 | |
| | ME-D IMPROVEMENTS | | T 8 | DIP MACHINERY & EQUIPMENT | 285,330 |
| | NR-D | | T 106 | DIP NON-RES. LAND & IMPROVEMENTS | 38,670 |
| | | | | 100% Alberta School Foundation Fund | |
| | | | | Taxable Total: | 324,000 |
| 920721140 | 14-NW-21-27-20-4 | 0.00 Acres | | Downhole 5-28-27-20 W4 | |
| | ME-D IMPROVEMENTS | | T 8 | DIP MACHINERY & EQUIPMENT | 175,150 |
| | NR-D | | T 106 | DIP NON-RES. LAND & IMPROVEMENTS | 24,910 |
| | | | | 100% Alberta School Foundation Fund | |
| | | | | Taxable Total: | 200,060 |
| 920721150 | 15-NE-21-27-20-4 | 0.00 Acres | | | |
| | ME-D IMPROVEMENTS | | T 8 | DIP MACHINERY & EQUIPMENT | 49,870 |
| | NR-D | | T 106 | DIP NON-RES. LAND & IMPROVEMENTS | 13,500 |
| | | | | 100% Alberta School Foundation Fund | |
| | | | | Taxable Total: | 63,370 |



2020 Assessment Roll (Valuation Date 1-July, 2020) 2021 Taxation Year, Wheatland County

Assessment Year: 2020
Tax Year: 2021

| Roll | Legal Address | | | | | Total |
|-----------|------------------------------------|------------|---|----------------------------------|----------------|-----------|
| 920722062 | 6-SW-22-27-20-4 273013B HWY 841 | 8.50 Acres | WAYNE/ROSEDALE BATTERY Wayne Rosedale Battery | | | |
| | ME-D LAND & IMPROVEMENTS | | T 8 | DIP MACHINERY & EQUIPMENT | | 860,390 |
| | NR-D | | T 106 | DIP NON-RES. LAND & IMPROVEMENTS | | 626,980 |
| | | | 100% | Alberta School Foundation Fund | Taxable Total: | 1,487,370 |
| 920722100 | 10-NE-22-27-20-4 | 0.00 Acres | | | | |
| | ME-D IMPROVEMENTS | | T 8 | DIP MACHINERY & EQUIPMENT | | 82,170 |
| | NR-D | | T 106 | DIP NON-RES. LAND & IMPROVEMENTS | | 9,450 |
| | | | 100% | Alberta School Foundation Fund | Taxable Total: | 91,620 |
| 920722130 | 13-NW-22-27-20-4 | 0.00 Acres | | | | |
| | ME-D IMPROVEMENTS | | T 8 | DIP MACHINERY & EQUIPMENT | | 585,990 |
| | NR-D | | T 106 | DIP NON-RES. LAND & IMPROVEMENTS | | 64,140 |
| | | | 100% | Alberta School Foundation Fund | Taxable Total: | 650,130 |
| 920723020 | 2-SE-23-27-20-4 | 0.00 Acres | | | | |
| | ME-D IMPROVEMENTS | | T 8 | DIP MACHINERY & EQUIPMENT | | 90,140 |
| | NR-D | | T 106 | DIP NON-RES. LAND & IMPROVEMENTS | | 11,470 |
| | | | 100% | Alberta School Foundation Fund | Taxable Total: | 101,610 |
| 920723100 | 10-NE-23-27-20-4 | 0.00 Acres | | | | |
| | ME-D IMPROVEMENTS | | T 8 | DIP MACHINERY & EQUIPMENT | | 1,174,390 |
| | NR-D | | T 106 | DIP NON-RES. LAND & IMPROVEMENTS | | 181,430 |
| | | | 100% | Alberta School Foundation Fund | Taxable Total: | 1,355,820 |
| 920724050 | 5-SW-24-27-20-4 | 0.00 Acres | | | | |
| | ME-D IMPROVEMENTS | | T 8 | DIP MACHINERY & EQUIPMENT | | 89,890 |
| | NR-D | | T 106 | DIP NON-RES. LAND & IMPROVEMENTS | | 8,630 |
| | | | 100% | Alberta School Foundation Fund | Taxable Total: | 98,520 |
| 920724070 | 7-SE-24-27-20-4 | 0.00 Acres | | | | |
| | ME-D IMPROVEMENTS | | T 8 | DIP MACHINERY & EQUIPMENT | | 179,260 |
| | NR-D | | T 106 | DIP NON-RES. LAND & IMPROVEMENTS | | 23,540 |
| | | | 100% | Alberta School Foundation Fund | Taxable Total: | 202,800 |



2020 Assessment Roll (Valuation Date 1-July, 2020) 2021 Taxation Year, Wheatland County

Assessment Year: 2020
Tax Year: 2021

| Roll | Legal Address | | | | | Total |
|-----------|-------------------|------------|--------------------------------|-----|-------------------------------------|---------|
| 920725060 | 6-SW-25-27-20-4 | 0.00 Acres | | | | |
| | ME-D IMPROVEMENTS | | T | 8 | DIP MACHINERY & EQUIPMENT | 93,700 |
| | NR-D | | T | 106 | DIP NON-RES. LAND & IMPROVEMENTS | 21,160 |
| | | | | | 100% Alberta School Foundation Fund | |
| | | | | | Taxable Total: | 114,860 |
| 920725110 | 11-NW-25-27-20-4 | 0.00 Acres | WAYNE/DALUM BOOSTER COMP (13C) | | | |
| | ME-D IMPROVEMENTS | | T | 8 | DIP MACHINERY & EQUIPMENT | 124,610 |
| | NR-D | | T | 106 | DIP NON-RES. LAND & IMPROVEMENTS | 24,790 |
| | | | | | 100% Alberta School Foundation Fund | |
| | | | | | Taxable Total: | 149,400 |
| 920725120 | 12-NW-25-27-20-4 | 0.00 Acres | | | | |
| | ME-D IMPROVEMENTS | | T | 8 | DIP MACHINERY & EQUIPMENT | 108,840 |
| | NR-D | | T | 106 | DIP NON-RES. LAND & IMPROVEMENTS | 12,620 |
| | | | | | 100% Alberta School Foundation Fund | |
| | | | | | Taxable Total: | 121,460 |
| 920725130 | 13-NW-25-27-20-4 | 0.00 Acres | | | | |
| | ME-D IMPROVEMENTS | | T | 8 | DIP MACHINERY & EQUIPMENT | 118,100 |
| | NR-D | | T | 106 | DIP NON-RES. LAND & IMPROVEMENTS | 12,960 |
| | | | | | 100% Alberta School Foundation Fund | |
| | | | | | Taxable Total: | 131,060 |
| 920725140 | 14-NW-25-27-20-4 | 0.00 Acres | | | | |
| | ME-D IMPROVEMENTS | | T | 8 | DIP MACHINERY & EQUIPMENT | 76,310 |
| | NR-D | | T | 106 | DIP NON-RES. LAND & IMPROVEMENTS | 10,740 |
| | | | | | 100% Alberta School Foundation Fund | |
| | | | | | Taxable Total: | 87,050 |
| 920725150 | 15-NE-25-27-20-4 | 0.00 Acres | | | | |
| | ME-D IMPROVEMENTS | | T | 8 | DIP MACHINERY & EQUIPMENT | 242,620 |
| | NR-D | | T | 106 | DIP NON-RES. LAND & IMPROVEMENTS | 26,390 |
| | | | | | 100% Alberta School Foundation Fund | |
| | | | | | Taxable Total: | 269,010 |
| 920725160 | 16-NE-25-27-20-4 | 0.00 Acres | | | | |
| | ME-D IMPROVEMENTS | | T | 8 | DIP MACHINERY & EQUIPMENT | 81,200 |
| | NR-D | | T | 106 | DIP NON-RES. LAND & IMPROVEMENTS | 9,220 |
| | | | | | 100% Alberta School Foundation Fund | |
| | | | | | Taxable Total: | 90,420 |



2020 Assessment Roll (Valuation Date 1-July, 2020) 2021 Taxation Year, Wheatland County

Assessment Year: 2020
Tax Year: 2021

| Roll | Legal Address | | | | Total |
|-----------|-------------------|------------|-------|-------------------------------------|---------|
| 920726060 | 6-SW-26-27-20-4 | 0.00 Acres | | | |
| | NR-D IMPROVEMENTS | | T 106 | DIP NON-RES. LAND & IMPROVEMENTS | 11,610 |
| | | | | 100% Alberta School Foundation Fund | |
| 920726070 | 7-SE-26-27-20-4 | 0.00 Acres | | | |
| | ME-D IMPROVEMENTS | | T 8 | DIP MACHINERY & EQUIPMENT | 26,640 |
| | | | | 100% Alberta School Foundation Fund | |
| 920726100 | 10-NE-26-27-20-4 | 0.00 Acres | | | |
| | ME-D IMPROVEMENTS | | T 8 | DIP MACHINERY & EQUIPMENT | 85,090 |
| | NR-D | | T 106 | DIP NON-RES. LAND & IMPROVEMENTS | 7,110 |
| | | | | 100% Alberta School Foundation Fund | |
| | | | | Taxable Total: | 92,200 |
| 920726140 | 14-NW-26-27-20-4 | 0.00 Acres | | | |
| | ME-D IMPROVEMENTS | | T 8 | DIP MACHINERY & EQUIPMENT | 122,560 |
| | NR-D | | T 106 | DIP NON-RES. LAND & IMPROVEMENTS | 21,810 |
| | | | | 100% Alberta School Foundation Fund | |
| | | | | Taxable Total: | 144,370 |
| 920726160 | 16-NE-26-27-20-4 | 0.00 Acres | | | |
| | ME-D IMPROVEMENTS | | T 8 | DIP MACHINERY & EQUIPMENT | 60,980 |
| | NR-D | | T 106 | DIP NON-RES. LAND & IMPROVEMENTS | 9,240 |
| | | | | 100% Alberta School Foundation Fund | |
| | | | | Taxable Total: | 70,220 |
| 920726161 | 16-NE-26-27-20-4 | 0.00 Acres | | | |
| | ME-D IMPROVEMENTS | | T 8 | DIP MACHINERY & EQUIPMENT | 90,140 |
| | NR-D | | T 106 | DIP NON-RES. LAND & IMPROVEMENTS | 11,470 |
| | | | | 100% Alberta School Foundation Fund | |
| | | | | Taxable Total: | 101,610 |
| 920727010 | 1-SE-27-27-20-4 | 0.00 Acres | | | |
| | ME-D IMPROVEMENTS | | T 8 | DIP MACHINERY & EQUIPMENT | 578,340 |
| | NR-D | | T 106 | DIP NON-RES. LAND & IMPROVEMENTS | 34,400 |
| | | | | 100% Alberta School Foundation Fund | |
| | | | | Taxable Total: | 612,740 |
| 920727100 | 10-NE-27-27-20-4 | 0.00 Acres | | | |



2020 Assessment Roll (Valuation Date 1-July, 2020) 2021 Taxation Year, Wheatland County

Assessment Year: 2020
Tax Year: 2021

| Roll | Legal Address | | | | | | Total |
|-----------|-----------------|------------|-------------------------------------|---|-----|----------------------------------|----------------|
| 920728010 | 1-SE-28-27-20-4 | 0.00 Acres | ME-D IMPROVEMENTS | T | 8 | DIP MACHINERY & EQUIPMENT | 122,250 |
| | | | NR-D | T | 106 | DIP NON-RES. LAND & IMPROVEMENTS | 14,030 |
| | | | 100% Alberta School Foundation Fund | | | | Taxable Total: |
| | | | | | | | 136,280 |
| 920728020 | 2-SE-28-27-20-4 | 0.00 Acres | ME-D IMPROVEMENTS | T | 8 | DIP MACHINERY & EQUIPMENT | 256,160 |
| | | | NR-D | T | 106 | DIP NON-RES. LAND & IMPROVEMENTS | 73,010 |
| | | | 100% Alberta School Foundation Fund | | | | Taxable Total: |
| | | | | | | | 329,170 |
| 920728050 | 5-SW-28-27-20-4 | 0.00 Acres | ME-D IMPROVEMENTS | T | 8 | DIP MACHINERY & EQUIPMENT | 243,920 |
| | | | NR-D | T | 106 | DIP NON-RES. LAND & IMPROVEMENTS | 27,780 |
| | | | 100% Alberta School Foundation Fund | | | | Taxable Total: |
| | | | | | | | 271,700 |
| 920728070 | 7-SE-28-27-20-4 | 0.00 Acres | D.H 13-28 | | | | |
| | | | ME-D IMPROVEMENTS | T | 8 | DIP MACHINERY & EQUIPMENT | 413,270 |
| | | | NR-D | T | 106 | DIP NON-RES. LAND & IMPROVEMENTS | 65,480 |
| | | | 100% Alberta School Foundation Fund | | | | Taxable Total: |
| 920734070 | 7-SE-34-27-20-4 | 0.00 Acres | DOWNHOLE-9-28-27-20-W4 | | | | |
| | | | ME-D IMPROVEMENTS | T | 8 | DIP MACHINERY & EQUIPMENT | 274,120 |
| | | | NR-D | T | 106 | DIP NON-RES. LAND & IMPROVEMENTS | 23,590 |
| | | | 100% Alberta School Foundation Fund | | | | Taxable Total: |
| 920735080 | 8-SE-35-27-20-4 | 0.00 Acres | | | | | |
| | | | ME-D IMPROVEMENTS | T | 8 | DIP MACHINERY & EQUIPMENT | 79,820 |
| | | | NR-D | T | 106 | DIP NON-RES. LAND & IMPROVEMENTS | 12,250 |
| | | | 100% Alberta School Foundation Fund | | | | Taxable Total: |
| 920736080 | 6-SW-36-27-20-4 | 0.00 Acres | | | | | |
| | | | ME-D IMPROVEMENTS | T | 8 | DIP MACHINERY & EQUIPMENT | 80,400 |
| | | | | | | | |
| | | | | | | | |



2020 Assessment Roll (Valuation Date 1-July, 2020) 2021 Taxation Year, Wheatland County

Assessment Year: 2020
Tax Year: 2021

| Roll | Legal Address | | | | | | Total |
|-----------|--------------------------|------------|--|----------------------------------|----------------|--|-----------|
| | NR-D | | T 106 | DIP NON-RES. LAND & IMPROVEMENTS | | | 10,980 |
| | | | 100% | Alberta School Foundation Fund | Taxable Total: | | 91,380 |
| 920736140 | 14-NW-36-27-20-4 | 0.00 Acres | | | | | |
| | ME-D IMPROVEMENTS | | T 8 | DIP MACHINERY & EQUIPMENT | | | 69,680 |
| | NR-D | | T 106 | DIP NON-RES. LAND & IMPROVEMENTS | | | 16,530 |
| | | | 100% | Alberta School Foundation Fund | Taxable Total: | | 86,210 |
| 921125140 | 14-NW-25-21-21-4 | 0.00 Acres | | | | | |
| | ME-D IMPROVEMENTS | | T 8 | DIP MACHINERY & EQUIPMENT | | | 81,310 |
| | NR-D | | T 106 | DIP NON-RES. LAND & IMPROVEMENTS | | | 11,030 |
| | | | 100% | Alberta School Foundation Fund | Taxable Total: | | 92,340 |
| 921201040 | 4-SW-1-22-21-4 | 0.89 Acres | GLEICHEN METER STATION P#2022 GLEICHEN METER STATION P# 6022 | | | | |
| | ME-D LAND & IMPROVEMENTS | | T 8 | DIP MACHINERY & EQUIPMENT | | | 93,540 |
| | NR-D | | T 106 | DIP NON-RES. LAND & IMPROVEMENTS | | | 62,480 |
| | | | 100% | Alberta School Foundation Fund | Taxable Total: | | 156,020 |
| 921201041 | 4-SW-1-22-21-4 | 2.00 Acres | SOUTHERN PLANT Gas Plant | | | | |
| | ME-D LAND & IMPROVEMENTS | | T 8 | DIP MACHINERY & EQUIPMENT | | | 23,520 |
| | NR-D | | T 106 | DIP NON-RES. LAND & IMPROVEMENTS | | | 155,970 |
| | | | 100% | Alberta School Foundation Fund | Taxable Total: | | 179,490 |
| 921201042 | 4-SW-1-22-21-4 | 2.17 Acres | CLUNY COMPRESSOR NORTHEN PLANT CLUNY COMPRESSOR | | | | |
| | 220013 RGE RD 211 | | | | | | |
| | ME-D LAND & IMPROVEMENTS | | T 8 | DIP MACHINERY & EQUIPMENT | | | 2,122,800 |
| | NR-D | | T 106 | DIP NON-RES. LAND & IMPROVEMENTS | | | 414,820 |
| | | | 100% | Alberta School Foundation Fund | Taxable Total: | | 2,537,620 |
| 921204120 | 12-NW-4-22-21-4 | 0.13 Acres | NW corner per plan 1213015 Atco UPC Cluny Gate metering site | | | | |
| | ME-D LAND & IMPROVEMENTS | | T 8 | DIP MACHINERY & EQUIPMENT | | | 92,140 |
| | NR-D | | T 106 | DIP NON-RES. LAND & IMPROVEMENTS | | | 31,910 |
| | | | 100% | Alberta School Foundation Fund | Taxable Total: | | 124,050 |
| 921216150 | 15-NE-16-22-21-4 | 0.00 Acres | | | | | |
| | NR-D IMPROVEMENTS | | T 106 | DIP NON-RES. LAND & IMPROVEMENTS | Taxable Total: | | 4,010 |
| | | | 100% | Alberta School Foundation Fund | | | |



2020 Assessment Roll (Valuation Date 1-July, 2020) 2021 Taxation Year, Wheatland County

Assessment Year: 2020
Tax Year: 2021

| Roll | Legal Address | | | | Total |
|-----------|------------------|---------------------|---------------------|--------------------------------------|---------|
| 921227020 | 2-SE-27-22-21-4 | 0.10 Acres | TELUS TOWER SITE | TELUS TOWER SITE | |
| | NR | LAND & IMPROVEMENTS | T 105 | NON-RESEIDENTIAL LAND & IMPROVEMENTS | 40,010 |
| | | | 100% | Alberta School Foundation Fund | |
| 921227050 | 5-SW-27-22-21-4 | 1.00 Acres | Tower- CCI wireless | | |
| | NR | LAND & IMPROVEMENTS | T 105 | NON-RESEIDENTIAL LAND & IMPROVEMENTS | 229,970 |
| | | | 100% | Alberta School Foundation Fund | |
| 921230120 | 12-NW-30-22-21-4 | 0.00 Acres | | | |
| | ME-D | IMPROVEMENTS | T 8 | DIP MACHINERY & EQUIPMENT | 98,710 |
| | NR-D | | T 106 | DIP NON-RES. LAND & IMPROVEMENTS | 12,430 |
| | | | 100% | Alberta School Foundation Fund | |
| | | | | Taxable Total: | 111,140 |
| 921231040 | 4-SW-31-22-21-4 | 0.00 Acres | | | |
| | ME-D | IMPROVEMENTS | T 8 | DIP MACHINERY & EQUIPMENT | 65,060 |
| | NR-D | | T 106 | DIP NON-RES. LAND & IMPROVEMENTS | 23,320 |
| | | | 100% | Alberta School Foundation Fund | |
| | | | | Taxable Total: | 88,380 |
| 921231080 | 8-SE-31-22-21-4 | 0.00 Acres | | | |
| | ME-D | IMPROVEMENTS | T 8 | DIP MACHINERY & EQUIPMENT | 90,890 |
| | NR-D | | T 106 | DIP NON-RES. LAND & IMPROVEMENTS | 12,080 |
| | | | 100% | Alberta School Foundation Fund | |
| | | | | Taxable Total: | 102,970 |
| 921307120 | 12-NW-7-23-21-4 | 0.00 Acres | | | |
| | NR-D | IMPROVEMENTS | T 106 | DIP NON-RES. LAND & IMPROVEMENTS | 4,520 |
| | | | 100% | Alberta School Foundation Fund | |
| 921308160 | 16-NE-8-23-21-4 | 1.15 Acres | COMPRESSOR SITE | | |
| | ME-D | LAND & IMPROVEMENTS | T 8 | DIP MACHINERY & EQUIPMENT | 700,480 |
| | NR-D | | T 106 | DIP NON-RES. LAND & IMPROVEMENTS | 153,740 |
| | | | 100% | Alberta School Foundation Fund | |
| | | | | Taxable Total: | 854,220 |
| 921309160 | 16-NE-9-23-21-4 | 0.00 Acres | | | |
| | NR-D | IMPROVEMENTS | T 106 | DIP NON-RES. LAND & IMPROVEMENTS | 9,710 |
| | | | | Taxable Total: | |



2020 Assessment Roll (Valuation Date 1-July, 2020) 2021 Taxation Year, Wheatland County

Assessment Year: 2020
Tax Year: 2021

| Roll | Legal Address | | | | Total |
|-----------|--------------------------|------------|-------------------------------------|---------------------------------------|---------|
| | | | 100% Alberta School Foundation Fund | | |
| 921310080 | 8-SE-10-23-21-4 | 0.00 Acres | | | |
| | ME-D IMPROVEMENTS | | T 8 | DIP MACHINERY & EQUIPMENT | 84,060 |
| | NR-D | | T 106 | DIP NON-RES. LAND & IMPROVEMENTS | 11,140 |
| | | | 100% Alberta School Foundation Fund | Taxable Total: | 95,200 |
| 921313140 | 14-NW-13-23-21-4 | 0.00 Acres | | | |
| | ME-D IMPROVEMENTS | | T 8 | DIP MACHINERY & EQUIPMENT | 55,230 |
| | NR-D | | T 106 | DIP NON-RES. LAND & IMPROVEMENTS | 11,770 |
| | | | 100% Alberta School Foundation Fund | Taxable Total: | 67,000 |
| 921315070 | 7-SE-15-23-21-4 | 0.00 Acres | | | |
| | NR-D IMPROVEMENTS | | T 106 | DIP NON-RES. LAND & IMPROVEMENTS | 20,700 |
| | | | 100% Alberta School Foundation Fund | Taxable Total: | |
| 921316040 | 4-SW-16-23-21-4 | 0.02 Acres | | Gleichen/Cluny WYE Gleichen/Cluny WYE | |
| | ME-D LAND & IMPROVEMENTS | | T 8 | DIP MACHINERY & EQUIPMENT | 55,010 |
| | NR-D | | T 106 | DIP NON-RES. LAND & IMPROVEMENTS | 22,840 |
| | | | 100% Alberta School Foundation Fund | Taxable Total: | 77,850 |
| 921316110 | 11-NW-16-23-21-4 | 0.00 Acres | | | |
| | NR-D IMPROVEMENTS | | T 106 | DIP NON-RES. LAND & IMPROVEMENTS | 13,680 |
| | | | 100% Alberta School Foundation Fund | Taxable Total: | |
| 921316160 | 16-NE-16-23-21-4 | 2.60 Acres | | CROWFOOT SATELLITE #11 (3H) | |
| | ME-D LAND & IMPROVEMENTS | | T 8 | DIP MACHINERY & EQUIPMENT | 778,530 |
| | NR-D | | T 106 | DIP NON-RES. LAND & IMPROVEMENTS | 176,470 |
| | | | 100% Alberta School Foundation Fund | Taxable Total: | 955,000 |
| 921317140 | 14-NW-17-23-21-4 | 0.00 Acres | | | |
| | ME-D IMPROVEMENTS | | T 8 | DIP MACHINERY & EQUIPMENT | 101,120 |
| | NR-D | | T 106 | DIP NON-RES. LAND & IMPROVEMENTS | 12,080 |
| | | | 100% Alberta School Foundation Fund | Taxable Total: | 113,200 |



2020 Assessment Roll (Valuation Date 1-July, 2020) 2021 Taxation Year, Wheatland County

Assessment Year: 2020
Tax Year: 2021

| Roll | Legal Address | | | Total |
|-----------|-------------------|-------------------------------------|----------------------------------|---------|
| 921319100 | 10-NE-19-23-21-4 | 0.00 Acres | | |
| | ME-D IMPROVEMENTS | T 8 | DIP MACHINERY & EQUIPMENT | 83,200 |
| | NR-D | T 106 | DIP NON-RES. LAND & IMPROVEMENTS | 12,080 |
| | | 100% Alberta School Foundation Fund | Taxable Total: | 95,280 |
| 921320100 | 10-NE-20-23-21-4 | 0.00 Acres | | |
| | ME-D IMPROVEMENTS | T 8 | DIP MACHINERY & EQUIPMENT | 98,020 |
| | NR-D | T 106 | DIP NON-RES. LAND & IMPROVEMENTS | 13,680 |
| | | 100% Alberta School Foundation Fund | Taxable Total: | 111,700 |
| 921321060 | 6-SW-21-23-21-4 | 0.00 Acres | | |
| | NR-D IMPROVEMENTS | T 106 | DIP NON-RES. LAND & IMPROVEMENTS | 5,400 |
| | | 100% Alberta School Foundation Fund | Taxable Total: | 5,400 |
| 921322070 | 7-SE-22-23-21-4 | 0.00 Acres | | |
| | ME-D IMPROVEMENTS | T 8 | DIP MACHINERY & EQUIPMENT | 69,550 |
| | NR-D | T 106 | DIP NON-RES. LAND & IMPROVEMENTS | 21,130 |
| | | 100% Alberta School Foundation Fund | Taxable Total: | 90,680 |
| 921323110 | 11-NW-23-23-21-4 | 0.00 Acres | | |
| | ME-D IMPROVEMENTS | T 8 | DIP MACHINERY & EQUIPMENT | 68,560 |
| | NR-D | T 106 | DIP NON-RES. LAND & IMPROVEMENTS | 9,580 |
| | | 100% Alberta School Foundation Fund | Taxable Total: | 78,140 |
| 921324060 | 6-SW-24-23-21-4 | 0.00 Acres | | |
| | ME-D IMPROVEMENTS | T 8 | DIP MACHINERY & EQUIPMENT | 84,160 |
| | NR-D | T 106 | DIP NON-RES. LAND & IMPROVEMENTS | 12,080 |
| | | 100% Alberta School Foundation Fund | Taxable Total: | 96,240 |
| 921326140 | 14-NW-26-23-21-4 | 0.00 Acres | | |
| | ME-D IMPROVEMENTS | T 8 | DIP MACHINERY & EQUIPMENT | 68,560 |
| | NR-D | T 106 | DIP NON-RES. LAND & IMPROVEMENTS | 9,580 |
| | | 100% Alberta School Foundation Fund | Taxable Total: | 78,140 |



2020 Assessment Roll (Valuation Date 1-July, 2020) 2021 Taxation Year, Wheatland County

Assessment Year: 2020
Tax Year: 2021

| Roll | Legal Address | | | Total |
|-----------|--------------------------|-------------------------------------|----------------------------------|---------|
| 921329080 | 8-SE-29-23-21-4 | 0.00 Acres | | |
| | ME-D IMPROVEMENTS | T 8 | DIP MACHINERY & EQUIPMENT | 88,170 |
| | NR-D | T 106 | DIP NON-RES. LAND & IMPROVEMENTS | 11,140 |
| | | 100% Alberta School Foundation Fund | Taxable Total: | 99,310 |
| 921330050 | 5-SW-30-23-21-4 | 0.00 Acres | | |
| | NR-D IMPROVEMENTS | T 106 | DIP NON-RES. LAND & IMPROVEMENTS | 12,430 |
| | | 100% Alberta School Foundation Fund | Taxable Total: | |
| 921331010 | 1-SE-31-23-21-4 | 0.00 Acres | | |
| | ME-D IMPROVEMENTS | T 8 | DIP MACHINERY & EQUIPMENT | 111,160 |
| | NR-D | T 106 | DIP NON-RES. LAND & IMPROVEMENTS | 13,680 |
| | | 100% Alberta School Foundation Fund | Taxable Total: | 124,840 |
| 921332010 | 1-SE-32-23-21-4 | 0.00 Acres | | |
| | ME-D IMPROVEMENTS | T 8 | DIP MACHINERY & EQUIPMENT | 109,960 |
| | NR-D | T 106 | DIP NON-RES. LAND & IMPROVEMENTS | 12,610 |
| | | 100% Alberta School Foundation Fund | Taxable Total: | 122,570 |
| 921332080 | 8-SE-32-23-21-4 | 0.00 Acres | | |
| | ME-D IMPROVEMENTS | T 8 | DIP MACHINERY & EQUIPMENT | 140,270 |
| | NR-D | T 106 | DIP NON-RES. LAND & IMPROVEMENTS | 12,610 |
| | | 100% Alberta School Foundation Fund | Taxable Total: | 152,880 |
| 921333030 | 3-SW-33-23-21-4 | 0.00 Acres | | |
| | ME-D IMPROVEMENTS | T 8 | DIP MACHINERY & EQUIPMENT | 88,360 |
| | NR-D | T 106 | DIP NON-RES. LAND & IMPROVEMENTS | 12,960 |
| | | 100% Alberta School Foundation Fund | Taxable Total: | 101,320 |
| 921333110 | 11-NW-33-23-21-4 | 2.07 Acres | | |
| | ME-D LAND & IMPROVEMENTS | T 8 | DIP MACHINERY & EQUIPMENT | 624,670 |
| | NR-D | T 106 | DIP NON-RES. LAND & IMPROVEMENTS | 200,920 |
| | | 100% Alberta School Foundation Fund | Taxable Total: | 825,590 |



2020 Assessment Roll (Valuation Date 1-July, 2020) 2021 Taxation Year, Wheatland County

Assessment Year: 2020
Tax Year: 2021

| Roll | Legal Address | | | | | Total |
|-----------|--------------------------|------------|---|----------------|-----------|-------|
| 921334030 | 3-SW-34-23-21-4 | 0.00 Acres | | | | |
| | ME-D IMPROVEMENTS | T 8 | DIP MACHINERY & EQUIPMENT | | 113,720 | |
| | NR-D | T 106 | DIP NON-RES. LAND & IMPROVEMENTS | | 15,700 | |
| | | 100% | Alberta School Foundation Fund | Taxable Total: | 129,420 | |
| 921334080 | 8-SE-34-23-21-4 | 0.00 Acres | | | | |
| | NR-D IMPROVEMENTS | T 106 | DIP NON-RES. LAND & IMPROVEMENTS | Taxable Total: | 12,430 | |
| | | 100% | Alberta School Foundation Fund | | | |
| 921335080 | 8-SE-35-23-21-4 | 0.00 Acres | | | | |
| | ME-D IMPROVEMENTS | T 8 | DIP MACHINERY & EQUIPMENT | | 101,120 | |
| | NR-D | T 106 | DIP NON-RES. LAND & IMPROVEMENTS | | 12,610 | |
| | | 100% | Alberta School Foundation Fund | Taxable Total: | 113,730 | |
| 921336010 | 1-SE-36-23-21-4 | 9.90 Acres | CROWFOOT SATELLITE #2& #12(3C) Crowfoot Gas Plant | | | |
| | 235008 RGE RD 210 | | | | | |
| | ME-D LAND & IMPROVEMENTS | T 8 | DIP MACHINERY & EQUIPMENT | | 4,621,470 | |
| | NR-D | T 106 | DIP NON-RES. LAND & IMPROVEMENTS | | 1,243,740 | |
| | | 100% | Alberta School Foundation Fund | Taxable Total: | 5,865,210 | |
| 921403050 | 5-SW-3-24-21-4 | 0.00 Acres | DH 2-3 | | | |
| | NR-D IMPROVEMENTS | T 106 | DIP NON-RES. LAND & IMPROVEMENTS | Taxable Total: | 5,040 | |
| | | 100% | Alberta School Foundation Fund | | | |
| 921403110 | 11-NW-3-24-21-4 | 0.00 Acres | | | | |
| | ME-D IMPROVEMENTS | T 8 | DIP MACHINERY & EQUIPMENT | | 190,820 | |
| | NR-D | T 106 | DIP NON-RES. LAND & IMPROVEMENTS | | 16,230 | |
| | | 100% | Alberta School Foundation Fund | Taxable Total: | 207,050 | |
| 921404060 | 6-SW-4-24-21-4 | 0.00 Acres | | | | |
| | ME-D IMPROVEMENTS | T 8 | DIP MACHINERY & EQUIPMENT | | 63,960 | |
| | NR-D | T 106 | DIP NON-RES. LAND & IMPROVEMENTS | | 10,020 | |
| | | 100% | Alberta School Foundation Fund | Taxable Total: | 73,980 | |
| 921405060 | 6-SW-5-24-21-4 | 2.78 Acres | CROWFOOT SATELLITE #4 (3D) | | | |



2020 Assessment Roll (Valuation Date 1-July, 2020) 2021 Taxation Year, Wheatland County

Assessment Year: 2020
Tax Year: 2021

| Roll | Legal Address | | | | | Total |
|-----------|--------------------------|------------|---|-----|-------------------------------------|---------|
| | ME-D LAND & IMPROVEMENTS | | T | 8 | DIP MACHINERY & EQUIPMENT | 768,390 |
| | NR-D | | T | 106 | DIP NON-RES. LAND & IMPROVEMENTS | 214,220 |
| | | | | | 100% Alberta School Foundation Fund | |
| | | | | | Taxable Total: | 982,610 |
| 921405140 | 14-NW-5-24-21-4 | 0.00 Acres | | | | |
| | ME-D IMPROVEMENTS | | T | 8 | DIP MACHINERY & EQUIPMENT | 84,160 |
| | NR-D | | T | 106 | DIP NON-RES. LAND & IMPROVEMENTS | 12,430 |
| | | | | | 100% Alberta School Foundation Fund | |
| | | | | | Taxable Total: | 96,590 |
| 921406060 | 6-SW-6-24-21-4 | 0.00 Acres | | | | |
| | ME-D IMPROVEMENTS | | T | 8 | DIP MACHINERY & EQUIPMENT | 66,900 |
| | NR-D | | T | 106 | DIP NON-RES. LAND & IMPROVEMENTS | 9,580 |
| | | | | | 100% Alberta School Foundation Fund | |
| | | | | | Taxable Total: | 76,480 |
| 921406110 | 11-NW-6-24-21-4 | 0.00 Acres | | | | |
| | ME-D IMPROVEMENTS | | T | 8 | DIP MACHINERY & EQUIPMENT | 94,520 |
| | NR-D | | T | 106 | DIP NON-RES. LAND & IMPROVEMENTS | 12,610 |
| | | | | | 100% Alberta School Foundation Fund | |
| | | | | | Taxable Total: | 107,130 |
| 921407010 | 1-SE-7-24-21-4 | 0.00 Acres | | | | |
| | ME-D IMPROVEMENTS | | T | 8 | DIP MACHINERY & EQUIPMENT | 81,310 |
| | NR-D | | T | 106 | DIP NON-RES. LAND & IMPROVEMENTS | 12,090 |
| | | | | | 100% Alberta School Foundation Fund | |
| | | | | | Taxable Total: | 93,400 |
| 921408070 | 7-SE-8-24-21-4 | 0.00 Acres | | | | |
| | NR-D IMPROVEMENTS | | T | 106 | DIP NON-RES. LAND & IMPROVEMENTS | 20,700 |
| | | | | | 100% Alberta School Foundation Fund | |
| 921409020 | 2-SE-9-24-21-4 | 0.00 Acres | | | | |
| | ME-D IMPROVEMENTS | | T | 8 | DIP MACHINERY & EQUIPMENT | 96,790 |
| | NR-D | | T | 106 | DIP NON-RES. LAND & IMPROVEMENTS | 13,500 |
| | | | | | 100% Alberta School Foundation Fund | |
| | | | | | Taxable Total: | 110,290 |
| 921412110 | 11-NW-12-24-21-4 | 0.00 Acres | | | | |
| | ME-D IMPROVEMENTS | | T | 8 | DIP MACHINERY & EQUIPMENT | 65,840 |
| | NR-D | | T | 106 | DIP NON-RES. LAND & IMPROVEMENTS | 20,700 |



2020 Assessment Roll (Valuation Date 1-July, 2020) 2021 Taxation Year, Wheatland County

Assessment Year: 2020
Tax Year: 2021

| Roll | Legal Address | | | Total |
|-----------|-----------------------------|-------------------------------------|----------------------------------|---------|
| | | 100% Alberta School Foundation Fund | Taxable Total: | 86,540 |
| 921416140 | 14-NW-16-24-21-4 4.30 Acres | SAT #5 4-14 (3E) | | |
| | ME-D LAND & IMPROVEMENTS | T 8 | DIP MACHINERY & EQUIPMENT | 721,390 |
| | NR-D | T 106 | DIP NON-RES. LAND & IMPROVEMENTS | 213,590 |
| | | 100% Alberta School Foundation Fund | Taxable Total: | 934,980 |
| 921418050 | 5-SW-18-24-21-4 0.00 Acres | | | |
| | ME-D IMPROVEMENTS | T 8 | DIP MACHINERY & EQUIPMENT | 88,170 |
| | NR-D | T 106 | DIP NON-RES. LAND & IMPROVEMENTS | 12,080 |
| | | 100% Alberta School Foundation Fund | Taxable Total: | 100,250 |
| 921420130 | 13-NW-20-24-21-4 0.00 Acres | | | |
| | ME-D IMPROVEMENTS | T 8 | DIP MACHINERY & EQUIPMENT | 73,600 |
| | NR-D | T 106 | DIP NON-RES. LAND & IMPROVEMENTS | 9,580 |
| | | 100% Alberta School Foundation Fund | Taxable Total: | 83,180 |
| 921420160 | 16-NE-20-24-21-4 0.00 Acres | | | |
| | ME-D IMPROVEMENTS | T 8 | DIP MACHINERY & EQUIPMENT | 119,180 |
| | NR-D | T 106 | DIP NON-RES. LAND & IMPROVEMENTS | 12,070 |
| | | 100% Alberta School Foundation Fund | Taxable Total: | 131,250 |
| 921421160 | 16-NE-21-24-21-4 0.00 Acres | | | |
| | ME-D IMPROVEMENTS | T 8 | DIP MACHINERY & EQUIPMENT | 83,200 |
| | NR-D | T 106 | DIP NON-RES. LAND & IMPROVEMENTS | 12,080 |
| | | 100% Alberta School Foundation Fund | Taxable Total: | 95,280 |
| 921422070 | 7-SE-22-24-21-4 0.00 Acres | | | |
| | ME-D IMPROVEMENTS | T 8 | DIP MACHINERY & EQUIPMENT | 81,570 |
| | NR-D | T 106 | DIP NON-RES. LAND & IMPROVEMENTS | 12,250 |
| | | 100% Alberta School Foundation Fund | Taxable Total: | 93,820 |
| 921423100 | 10-NE-23-24-21-4 0.00 Acres | | | |
| | ME-D IMPROVEMENTS | T 8 | DIP MACHINERY & EQUIPMENT | 34,540 |
| | NR-D | T 106 | DIP NON-RES. LAND & IMPROVEMENTS | 16,310 |
| | | 100% Alberta School Foundation Fund | Taxable Total: | 50,850 |



2020 Assessment Roll (Valuation Date 1-July, 2020) 2021 Taxation Year, Wheatland County

Assessment Year: 2020
Tax Year: 2021

| Roll | Legal Address | | | | | Total |
|-----------|------------------------------------|------------|-----------------------------|-----|-------------------------------------|-----------|
| 921425070 | 7-SE-25-24-21-4 | 0.00 Acres | D.H. 16-24-24-21-W4 | | | |
| | ME-D IMPROVEMENTS | | T | 8 | DIP MACHINERY & EQUIPMENT | 152,930 |
| | NR-D | | T | 106 | DIP NON-RES. LAND & IMPROVEMENTS | 26,180 |
| | | | | | 100% Alberta School Foundation Fund | |
| | | | | | Taxable Total: | 179,110 |
| 921426100 | 10-NE-26-24-21-4 | 0.00 Acres | | | | |
| | ME-D IMPROVEMENTS | | T | 8 | DIP MACHINERY & EQUIPMENT | 83,960 |
| | NR-D | | T | 106 | DIP NON-RES. LAND & IMPROVEMENTS | 11,180 |
| | | | | | 100% Alberta School Foundation Fund | |
| | | | | | Taxable Total: | 95,140 |
| 921427010 | 1-SE-27-24-21-4 | 0.00 Acres | | | | |
| | ME-D IMPROVEMENTS | | T | 8 | DIP MACHINERY & EQUIPMENT | 80,020 |
| | NR-D | | T | 106 | DIP NON-RES. LAND & IMPROVEMENTS | 11,190 |
| | | | | | 100% Alberta School Foundation Fund | |
| | | | | | Taxable Total: | 91,210 |
| 921429060 | 6-SW-29-24-21-4 | 0.00 Acres | | | | |
| | ME-D IMPROVEMENTS | | T | 8 | DIP MACHINERY & EQUIPMENT | |
| | | | | | 100% Alberta School Foundation Fund | |
| | | | | | Taxable Total: | 56,290 |
| 921431080 | 8-SE-31-24-21-4 | 0.00 Acres | | | | |
| | ME-D IMPROVEMENTS | | T | 8 | DIP MACHINERY & EQUIPMENT | 94,430 |
| | NR-D | | T | 106 | DIP NON-RES. LAND & IMPROVEMENTS | 12,090 |
| | | | | | 100% Alberta School Foundation Fund | |
| | | | | | Taxable Total: | 106,520 |
| 921435100 | 10-NE-35-24-21-4 | 0.00 Acres | | | | |
| | ME-D IMPROVEMENTS | | T | 8 | DIP MACHINERY & EQUIPMENT | 36,460 |
| | NR-D | | T | 106 | DIP NON-RES. LAND & IMPROVEMENTS | 8,120 |
| | | | | | 100% Alberta School Foundation Fund | |
| | | | | | Taxable Total: | 44,580 |
| 921435150 | 16-NE-35-24-21-4 211015 HWY 842 | 3.70 Acres | GIBSON-HUSSAR TANK TERMINAL | | | |
| | ME-D LAND & IMPROVEMENTS | | T | 8 | DIP MACHINERY & EQUIPMENT | 856,590 |
| | NR-D | | T | 106 | DIP NON-RES. LAND & IMPROVEMENTS | 470,750 |
| | | | | | 100% Alberta School Foundation Fund | |
| | | | | | Taxable Total: | 1,327,340 |



2020 Assessment Roll (Valuation Date 1-July, 2020) 2021 Taxation Year, Wheatland County

Assessment Year: 2020
Tax Year: 2021

| Roll | Legal Address | | | | | | Total |
|-----------|-----------------------------|-------------|---|-----|-------------------------------------|----------------|-----------|
| 921435161 | 16-NE-35-24-21-4 | 0.70 Acres | | | | | |
| | ME-D LAND & IMPROVEMENTS | | T | 8 | DIP MACHINERY & EQUIPMENT | | 299,850 |
| | NR-D | | T | 106 | DIP NON-RES. LAND & IMPROVEMENTS | | 97,200 |
| | | | | | 100% Alberta School Foundation Fund | Taxable Total: | 397,050 |
| 921435162 | 16-NE-35-24-21-4 | 8.41 Acres | | | | | |
| | 245080 RGE RD 211 | | | | | | |
| | ME-D LAND & IMPROVEMENTS | | T | 8 | DIP MACHINERY & EQUIPMENT | | 1,199,930 |
| | NR-D | | T | 106 | DIP NON-RES. LAND & IMPROVEMENTS | | 550,820 |
| | | | | | 100% Alberta School Foundation Fund | Taxable Total: | 1,750,750 |
| 921436120 | 13-NW-36-24-21-4 | 0.00 Acres | | | | | |
| | ME-D IMPROVEMENTS | | T | 8 | DIP MACHINERY & EQUIPMENT | | 76,940 |
| | NR-D | | T | 106 | DIP NON-RES. LAND & IMPROVEMENTS | | 10,370 |
| | | | | | 100% Alberta School Foundation Fund | Taxable Total: | 87,310 |
| 921436130 | 3003JK OT 13-NW-36-24-21-4 | 11.08 Acres | | | | | |
| | 210079 TWP RD 250 | | | | | | |
| | ME-D LAND & IMPROVEMENTS | | T | 8 | DIP MACHINERY & EQUIPMENT | | 7,689,540 |
| | NR-D | | T | 106 | DIP NON-RES. LAND & IMPROVEMENTS | | 1,618,530 |
| | | | | | 100% Alberta School Foundation Fund | Taxable Total: | 9,308,070 |
| 921436140 | 14-NW-36-24-21-4 | 0.28 Acres | | | | | |
| | | | | | | | |
| | ME-D IMPROVEMENTS | | T | 8 | DIP MACHINERY & EQUIPMENT | | 76,940 |
| | NR-D | | T | 106 | DIP NON-RES. LAND & IMPROVEMENTS | | 10,370 |
| | | | | | 100% Alberta School Foundation Fund | Taxable Total: | 87,310 |
| 921436150 | 7611023 OT 15-NE-36-24-21-4 | 0.12 Acres | | | | | |
| | | | | | | | |
| | ME-D LAND & IMPROVEMENTS | | T | 8 | DIP MACHINERY & EQUIPMENT | | 105,720 |
| | NR-D | | T | 106 | DIP NON-RES. LAND & IMPROVEMENTS | | 44,680 |
| | | | | | 100% Alberta School Foundation Fund | Taxable Total: | 150,400 |
| 921436151 | 1490HR OT 15-NE-36-24-21-4 | 0.52 Acres | | | | | |
| | | | | | | | |
| | ME-D LAND & IMPROVEMENTS | | T | 8 | DIP MACHINERY & EQUIPMENT | | 158,230 |
| | NR-D | | T | 106 | DIP NON-RES. LAND & IMPROVEMENTS | | 154,370 |
| | | | | | 100% Alberta School Foundation Fund | Taxable Total: | 312,600 |



2020 Assessment Roll (Valuation Date 1-July, 2020) 2021 Taxation Year, Wheatland County

Assessment Year: 2020
Tax Year: 2021

| Roll | Legal Address | | | | Total |
|-----------|--------------------------|------------|--|----------------------------------|------------------------|
| 921436152 | NE-36-24-21-4 | 0.38 Acres | NW CORNER HUSSAR/CHANCELLOR DRIP TANK SITE | | |
| | ME-D LAND & IMPROVEMENTS | | T 8 | DIP MACHINERY & EQUIPMENT | 5,190 |
| | NR-D | | T 106 | DIP NON-RES. LAND & IMPROVEMENTS | 26,790 |
| | | | 100% | Alberta School Foundation Fund | Taxable Total: 31,980 |
| 921501040 | 4-SW-1-25-21-4 | 0.00 Acres | | | |
| | ME-D IMPROVEMENTS | | T 8 | DIP MACHINERY & EQUIPMENT | 131,970 |
| | NR-D | | T 106 | DIP NON-RES. LAND & IMPROVEMENTS | 18,540 |
| | | | 100% | Alberta School Foundation Fund | Taxable Total: 150,510 |
| 921502010 | 1-SE-2-25-21-4 | 0.00 Acres | | | |
| | ME-D IMPROVEMENTS | | T 8 | DIP MACHINERY & EQUIPMENT | 161,420 |
| | NR-D | | T 106 | DIP NON-RES. LAND & IMPROVEMENTS | 22,810 |
| | | | 100% | Alberta School Foundation Fund | Taxable Total: 184,230 |
| 921502060 | 6-SW-2-25-21-4 | 0.00 Acres | | | |
| | ME-D IMPROVEMENTS | | T 8 | DIP MACHINERY & EQUIPMENT | 232,450 |
| | NR-D | | T 106 | DIP NON-RES. LAND & IMPROVEMENTS | 28,200 |
| | | | 100% | Alberta School Foundation Fund | Taxable Total: 260,650 |
| 921502150 | 15-NE-2-25-21-4 | 0.00 Acres | | | |
| | ME-D IMPROVEMENTS | | T 8 | DIP MACHINERY & EQUIPMENT | 79,020 |
| | NR-D | | T 106 | DIP NON-RES. LAND & IMPROVEMENTS | 12,090 |
| | | | 100% | Alberta School Foundation Fund | Taxable Total: 91,110 |
| 921503070 | 7-SE-3-25-21-4 | 0.00 Acres | | | |
| | ME-D IMPROVEMENTS | | T 8 | DIP MACHINERY & EQUIPMENT | 79,020 |
| | NR-D | | T 106 | DIP NON-RES. LAND & IMPROVEMENTS | 12,090 |
| | | | 100% | Alberta School Foundation Fund | Taxable Total: 91,110 |
| 921503080 | 8-SE-3-25-21-4 | 0.00 Acres | | | |
| | ME-D IMPROVEMENTS | | T 8 | DIP MACHINERY & EQUIPMENT | 79,020 |
| | NR-D | | T 106 | DIP NON-RES. LAND & IMPROVEMENTS | 12,090 |
| | | | 100% | Alberta School Foundation Fund | Taxable Total: 91,110 |



2020 Assessment Roll (Valuation Date 1-July, 2020) 2021 Taxation Year, Wheatland County

Assessment Year: 2020
Tax Year: 2021

| Roll | Legal Address | | | | Total |
|-----------|--------------------------|------------|-------|-------------------------------------|---------|
| 921503100 | 10-NE-3-25-21-4 | 0.00 Acres | | | |
| | ME-D IMPROVEMENTS | | T 8 | DIP MACHINERY & EQUIPMENT | 244,330 |
| | NR-D | | T 106 | DIP NON-RES. LAND & IMPROVEMENTS | 45,070 |
| | | | | 100% Alberta School Foundation Fund | |
| | | | | Taxable Total: | 289,400 |
| 921504040 | 4-SW-4-25-21-4 | 0.00 Acres | | | |
| | ME-D IMPROVEMENTS | | T 8 | DIP MACHINERY & EQUIPMENT | 50,230 |
| | NR-D | | T 106 | DIP NON-RES. LAND & IMPROVEMENTS | 22,360 |
| | | | | 100% Alberta School Foundation Fund | |
| | | | | Taxable Total: | 72,590 |
| 921504160 | 16-NE-4-25-21-4 | 2.00 Acres | | BATTERY | |
| | NR-D LAND & IMPROVEMENTS | | T 106 | DIP NON-RES. LAND & IMPROVEMENTS | 90,960 |
| | | | | 100% Alberta School Foundation Fund | |
| 921505060 | 6-SW-5-25-21-4 | 0.00 Acres | | | |
| | ME-D IMPROVEMENTS | | T 8 | DIP MACHINERY & EQUIPMENT | 93,430 |
| | NR-D | | T 106 | DIP NON-RES. LAND & IMPROVEMENTS | 14,100 |
| | | | | 100% Alberta School Foundation Fund | |
| | | | | Taxable Total: | 107,530 |
| 921507050 | 5-SW-7-25-21-4 | 0.00 Acres | | PARFLESH SAT 05-07 | |
| | ME-D IMPROVEMENTS | | T 8 | DIP MACHINERY & EQUIPMENT | 154,370 |
| | NR-D | | T 106 | DIP NON-RES. LAND & IMPROVEMENTS | 46,490 |
| | | | | 100% Alberta School Foundation Fund | |
| | | | | Taxable Total: | 200,860 |
| 921509070 | 7-SE-9-25-21-4 | 0.00 Acres | | | |
| | ME-D IMPROVEMENTS | | T 8 | DIP MACHINERY & EQUIPMENT | 79,800 |
| | NR-D | | T 106 | DIP NON-RES. LAND & IMPROVEMENTS | 11,180 |
| | | | | 100% Alberta School Foundation Fund | |
| | | | | Taxable Total: | 90,980 |
| 921509080 | 8-SE-9-25-21-4 | 0.00 Acres | | | |
| | NR-D IMPROVEMENTS | | T 106 | DIP NON-RES. LAND & IMPROVEMENTS | 13,920 |
| | | | | 100% Alberta School Foundation Fund | |
| 921509160 | 16-NE-9-25-21-4 | 0.00 Acres | | | |



2020 Assessment Roll (Valuation Date 1-July, 2020) 2021 Taxation Year, Wheatland County

Assessment Year: 2020
Tax Year: 2021

| Roll | Legal Address | | | | | | Total |
|-----------|--------------------------|------------|---|-----|-------------------------------------|-------------------|-----------|
| 921513130 | ME-D IMPROVEMENTS | | T | 8 | DIP MACHINERY & EQUIPMENT | | 50,230 |
| | NR-D | | T | 106 | DIP NON-RES. LAND & IMPROVEMENTS | | 11,180 |
| | | | | | 100% Alberta School Foundation Fund | Taxable Total: | 61,410 |
| | 13-NW-13-25-21-4 | 0.00 Acres | | | | DH 102-16-13 | |
| 921514110 | ME-D IMPROVEMENTS | | T | 8 | DIP MACHINERY & EQUIPMENT | | 144,320 |
| | NR-D | | T | 106 | DIP NON-RES. LAND & IMPROVEMENTS | | 15,060 |
| | | | | | 100% Alberta School Foundation Fund | Taxable Total: | 159,380 |
| | 11-NW-14-25-21-4 | 0.00 Acres | | | | | |
| 921516030 | ME-D IMPROVEMENTS | | T | 8 | DIP MACHINERY & EQUIPMENT | | 77,740 |
| | NR-D | | T | 106 | DIP NON-RES. LAND & IMPROVEMENTS | | 19,680 |
| | | | | | 100% Alberta School Foundation Fund | Taxable Total: | 97,420 |
| | 3-SW-16-25-21-4 | 0.00 Acres | | | | D/H 14-9-25-21-W4 | |
| 921517050 | ME-D IMPROVEMENTS | | T | 8 | DIP MACHINERY & EQUIPMENT | | 110,250 |
| | NR-D | | T | 106 | DIP NON-RES. LAND & IMPROVEMENTS | | 12,570 |
| | | | | | 100% Alberta School Foundation Fund | Taxable Total: | 122,820 |
| | 5-SW-17-25-21-4 | 0.00 Acres | | | | | |
| 921517110 | ME-D IMPROVEMENTS | | T | 8 | DIP MACHINERY & EQUIPMENT | | 309,780 |
| | NR-D | | T | 106 | DIP NON-RES. LAND & IMPROVEMENTS | | 22,790 |
| | | | | | 100% Alberta School Foundation Fund | Taxable Total: | 332,570 |
| | 11-NW-17-25-21-4 | 0.00 Acres | | | | | |
| 921518050 | ME-D IMPROVEMENTS | | T | 8 | DIP MACHINERY & EQUIPMENT | | 82,970 |
| | NR-D | | T | 106 | DIP NON-RES. LAND & IMPROVEMENTS | | 6,170 |
| | | | | | 100% Alberta School Foundation Fund | Taxable Total: | 89,140 |
| | 5-SW-18-25-21-4 | 3.00 Acres | | | | | |
| 921518081 | ME-D LAND & IMPROVEMENTS | | T | 8 | DIP MACHINERY & EQUIPMENT | | 1,162,370 |
| | NR-D | | T | 106 | DIP NON-RES. LAND & IMPROVEMENTS | | 197,820 |
| | | | | | 100% Alberta School Foundation Fund | Taxable Total: | 1,360,190 |
| | 8-SE-18-25-21-4 | | | | | | |
| | ME-D IMPROVEMENTS | | T | 8 | DIP MACHINERY & EQUIPMENT | | 315,840 |



2020 Assessment Roll (Valuation Date 1-July, 2020) 2021 Taxation Year, Wheatland County

Assessment Year: 2020
Tax Year: 2021

| Roll | Legal Address | | | | | | Total |
|-----------|--------------------------|------------|-------|----------------------------------|----------------|---|---------|
| | NR-D | | T 106 | DIP NON-RES. LAND & IMPROVEMENTS | | | 22,590 |
| | | | 100% | Alberta School Foundation Fund | Taxable Total: | | 338,430 |
| 921519060 | 6-SW-19-25-21-4 | 0.00 Acres | | | | DH-15-18-21-21 & DH-7-19-25-21 | |
| | ME-D IMPROVEMENTS | | T 8 | DIP MACHINERY & EQUIPMENT | | | 688,580 |
| | NR-D | | T 106 | DIP NON-RES. LAND & IMPROVEMENTS | | | 75,530 |
| | | | 100% | Alberta School Foundation Fund | Taxable Total: | | 764,110 |
| 921519130 | 13-NW-19-25-21-4 | 0.00 Acres | | | | downhole14-19-25-21W4 | |
| | ME-D IMPROVEMENTS | | T 8 | DIP MACHINERY & EQUIPMENT | | | 172,840 |
| | NR-D | | T 106 | DIP NON-RES. LAND & IMPROVEMENTS | | | 25,220 |
| | | | 100% | Alberta School Foundation Fund | Taxable Total: | | 198,060 |
| 921519150 | 15-NE-19-25-21-4 | 0.00 Acres | | | | | |
| | ME-D IMPROVEMENTS | | T 8 | DIP MACHINERY & EQUIPMENT | | | 471,510 |
| | NR-D | | T 106 | DIP NON-RES. LAND & IMPROVEMENTS | | | 50,620 |
| | | | 100% | Alberta School Foundation Fund | Taxable Total: | | 522,130 |
| 921520100 | 10-NE-20-25-21-4 | 0.00 Acres | | | | downhole 14-21-25-21W4 | |
| | ME-D IMPROVEMENTS | | T 8 | DIP MACHINERY & EQUIPMENT | | | 84,340 |
| | NR-D | | T 106 | DIP NON-RES. LAND & IMPROVEMENTS | | | 13,040 |
| | | | 100% | Alberta School Foundation Fund | Taxable Total: | | 97,380 |
| 921523110 | 11-NW-23-25-21-4 | 0.00 Acres | | | | | |
| | ME-D IMPROVEMENTS | | T 8 | DIP MACHINERY & EQUIPMENT | | | 90,960 |
| | NR-D | | T 106 | DIP NON-RES. LAND & IMPROVEMENTS | | | 20,210 |
| | | | 100% | Alberta School Foundation Fund | Taxable Total: | | 111,170 |
| 921523160 | 16-NE-23-25-21-4 | 0.10 Acres | | | | STANDARD COLONY METERING STATION #50610 | |
| | ME-D LAND & IMPROVEMENTS | | T 8 | DIP MACHINERY & EQUIPMENT | | | 194,360 |
| | NR-D | | T 106 | DIP NON-RES. LAND & IMPROVEMENTS | | | 82,880 |
| | | | 100% | Alberta School Foundation Fund | Taxable Total: | | 277,240 |
| 921525020 | 2-SE-25-25-21-4 | 0.00 Acres | | | | | |
| | ME-D IMPROVEMENTS | | T 8 | DIP MACHINERY & EQUIPMENT | | | 49,060 |
| | NR-D | | T 106 | DIP NON-RES. LAND & IMPROVEMENTS | | | 10,740 |



2020 Assessment Roll (Valuation Date 1-July, 2020) 2021 Taxation Year, Wheatland County

Assessment Year: 2020
Tax Year: 2021

| Roll | Legal Address | | | | | Total |
|-----------|-----------------------------|-------------------------------------|-----|----------------------------------|---------|---------|
| | | 100% Alberta School Foundation Fund | | Taxable Total: | 59,800 | |
| 921525070 | 7-SE-25-25-21-4 0.00 Acres | | | | | |
| | ME-D IMPROVEMENTS | T | 8 | DIP MACHINERY & EQUIPMENT | | 92,680 |
| | NR-D | T | 106 | DIP NON-RES. LAND & IMPROVEMENTS | | 11,140 |
| | | 100% Alberta School Foundation Fund | | Taxable Total: | 103,820 | |
| 921526110 | 11-NW-26-25-21-4 0.00 Acres | | | | | |
| | ME-D IMPROVEMENTS | T | 8 | DIP MACHINERY & EQUIPMENT | | 134,360 |
| | NR-D | T | 106 | DIP NON-RES. LAND & IMPROVEMENTS | | 14,390 |
| | | 100% Alberta School Foundation Fund | | Taxable Total: | 148,750 | |
| 921527140 | 14-NW-27-25-21-4 0.00 Acres | | | | | |
| | ME-D IMPROVEMENTS | T | 8 | DIP MACHINERY & EQUIPMENT | | 529,790 |
| | NR-D | T | 106 | DIP NON-RES. LAND & IMPROVEMENTS | | 51,940 |
| | | 100% Alberta School Foundation Fund | | Taxable Total: | 581,730 | |
| 921530070 | 7-SE-30-25-21-4 0.00 Acres | | | | | |
| | ME-D IMPROVEMENTS | T | 8 | DIP MACHINERY & EQUIPMENT | | 72,880 |
| | NR-D | T | 106 | DIP NON-RES. LAND & IMPROVEMENTS | | 9,580 |
| | | 100% Alberta School Foundation Fund | | Taxable Total: | 82,460 | |
| 921530130 | 13-NW-30-25-21-4 0.00 Acres | | | | | |
| | ME-D IMPROVEMENTS | T | 8 | DIP MACHINERY & EQUIPMENT | | 95,280 |
| | NR-D | T | 106 | DIP NON-RES. LAND & IMPROVEMENTS | | 12,960 |
| | | 100% Alberta School Foundation Fund | | Taxable Total: | 108,240 | |
| 921533010 | 1-SE-33-25-21-4 0.00 Acres | | | | | |
| | ME-D IMPROVEMENTS | T | 8 | DIP MACHINERY & EQUIPMENT | | 511,440 |
| | NR-D | T | 106 | DIP NON-RES. LAND & IMPROVEMENTS | | 53,370 |
| | | 100% Alberta School Foundation Fund | | Taxable Total: | 564,810 | |
| 921533060 | 6-SW-33-25-21-4 0.00 Acres | | | | | |
| | ME-D IMPROVEMENTS | T | 8 | DIP MACHINERY & EQUIPMENT | | 120,380 |
| | NR-D | T | 106 | DIP NON-RES. LAND & IMPROVEMENTS | | 9,230 |
| | | 100% Alberta School Foundation Fund | | Taxable Total: | 129,610 | |



2020 Assessment Roll (Valuation Date 1-July, 2020) 2021 Taxation Year, Wheatland County

Assessment Year: 2020
Tax Year: 2021

| Roll | Legal Address | | | | | Total |
|-----------|-------------------|------------|-------------------------|-----|-------------------------------------|---------|
| 921533061 | 6-SW-33-25-21-4 | 0.00 Acres | | | | |
| | ME-D IMPROVEMENTS | | T | 8 | DIP MACHINERY & EQUIPMENT | 81,310 |
| | NR-D | | T | 106 | DIP NON-RES. LAND & IMPROVEMENTS | 12,090 |
| | | | | | 100% Alberta School Foundation Fund | |
| | | | | | Taxable Total: | 93,400 |
| 921533100 | 10-NE-33-25-21-4 | 0.00 Acres | | | | |
| | ME-D IMPROVEMENTS | | T | 8 | DIP MACHINERY & EQUIPMENT | 161,610 |
| | NR-D | | T | 106 | DIP NON-RES. LAND & IMPROVEMENTS | 11,770 |
| | | | | | 100% Alberta School Foundation Fund | |
| | | | | | Taxable Total: | 173,380 |
| 921533140 | 14-NW-33-25-21-4 | 0.00 Acres | | | | |
| | ME-D IMPROVEMENTS | | T | 8 | DIP MACHINERY & EQUIPMENT | 138,380 |
| | NR-D | | T | 106 | DIP NON-RES. LAND & IMPROVEMENTS | 12,960 |
| | | | | | 100% Alberta School Foundation Fund | |
| | | | | | Taxable Total: | 151,340 |
| 921533141 | 14-NW-33-25-21-4 | 0.00 Acres | DOWNHOLE 13-33-25-21 W4 | | | |
| | ME-D IMPROVEMENTS | | T | 8 | DIP MACHINERY & EQUIPMENT | 81,310 |
| | NR-D | | T | 106 | DIP NON-RES. LAND & IMPROVEMENTS | 12,090 |
| | | | | | 100% Alberta School Foundation Fund | |
| | | | | | Taxable Total: | 93,400 |
| 921533150 | 15-NE-33-25-21-4 | 0.00 Acres | | | | |
| | ME-D IMPROVEMENTS | | T | 8 | DIP MACHINERY & EQUIPMENT | 234,400 |
| | NR-D | | T | 106 | DIP NON-RES. LAND & IMPROVEMENTS | 19,670 |
| | | | | | 100% Alberta School Foundation Fund | |
| | | | | | Taxable Total: | 254,070 |
| 921535060 | 6-SW-35-25-21-4 | 0.00 Acres | | | | |
| | ME-D IMPROVEMENTS | | T | 8 | DIP MACHINERY & EQUIPMENT | 160,670 |
| | NR-D | | T | 106 | DIP NON-RES. LAND & IMPROVEMENTS | 8,650 |
| | | | | | 100% Alberta School Foundation Fund | |
| | | | | | Taxable Total: | 169,320 |
| 921535090 | 9-NE-35-25-21-4 | 0.00 Acres | | | | |
| | ME-D IMPROVEMENTS | | T | 8 | DIP MACHINERY & EQUIPMENT | 99,110 |
| | NR-D | | T | 106 | DIP NON-RES. LAND & IMPROVEMENTS | 13,090 |
| | | | | | 100% Alberta School Foundation Fund | |
| | | | | | Taxable Total: | 112,200 |



2020 Assessment Roll (Valuation Date 1-July, 2020) 2021 Taxation Year, Wheatland County

Assessment Year: 2020
Tax Year: 2021

| Roll | Legal Address | | | | Total |
|-----------|--------------------------|-------------|-------|---------------------------------------|------------------------|
| 921535140 | 14-NW-35-25-21-4 | 0.00 Acres | | | |
| | ME-D IMPROVEMENTS | | T 8 | DIP MACHINERY & EQUIPMENT | 676,440 |
| | NR-D | | T 106 | DIP NON-RES. LAND & IMPROVEMENTS | 63,010 |
| | | | 100% | Alberta School Foundation Fund | Taxable Total: 739,450 |
| 921536120 | 12-NW-36-25-21-4 | 0.00 Acres | | | |
| | ME-D IMPROVEMENTS | | T 8 | DIP MACHINERY & EQUIPMENT | 129,860 |
| | NR-D | | T 106 | DIP NON-RES. LAND & IMPROVEMENTS | 12,890 |
| | | | 100% | Alberta School Foundation Fund | Taxable Total: 142,750 |
| 921536130 | 14-NW-36-25-21-4 | 19.09 Acres | | Central Alberta Truck Terminal (CATT) | |
| | ME-D LAND & IMPROVEMENTS | | T 8 | DIP MACHINERY & EQUIPMENT | 18,480 |
| | NR-D | | T 106 | DIP NON-RES. LAND & IMPROVEMENTS | 520,320 |
| | | | 100% | Alberta School Foundation Fund | Taxable Total: 538,800 |
| 921536141 | 14-NW-36-25-21-4 | 0.00 Acres | | | |
| | ME-D IMPROVEMENTS | | T 8 | DIP MACHINERY & EQUIPMENT | 36,130 |
| | NR-D | | T 106 | DIP NON-RES. LAND & IMPROVEMENTS | 36,650 |
| | | | 100% | Alberta School Foundation Fund | Taxable Total: 72,780 |
| 921601110 | 11-NW-1-26-21-4 | 0.00 Acres | | | |
| | ME-D IMPROVEMENTS | | T 8 | DIP MACHINERY & EQUIPMENT | 62,350 |
| | NR-D | | T 106 | DIP NON-RES. LAND & IMPROVEMENTS | 10,550 |
| | | | 100% | Alberta School Foundation Fund | Taxable Total: 72,900 |
| 921602100 | 10-NE-2-26-21-4 | 0.00 Acres | | | |
| | ME-D IMPROVEMENTS | | T 8 | DIP MACHINERY & EQUIPMENT | 64,880 |
| | NR-D | | T 106 | DIP NON-RES. LAND & IMPROVEMENTS | 7,110 |
| | | | 100% | Alberta School Foundation Fund | Taxable Total: 71,990 |
| 921603100 | 10-NE-3-26-21-4 | 0.00 Acres | | | |
| | ME-D IMPROVEMENTS | | T 8 | DIP MACHINERY & EQUIPMENT | 86,540 |
| | NR-D | | T 106 | DIP NON-RES. LAND & IMPROVEMENTS | 11,140 |
| | | | 100% | Alberta School Foundation Fund | Taxable Total: 97,680 |



2020 Assessment Roll (Valuation Date 1-July, 2020) 2021 Taxation Year, Wheatland County

Assessment Year: 2020
Tax Year: 2021

| Roll | Legal Address | | | | Total |
|-----------|-------------------|------------|-------|----------------------------------|------------------------|
| 921604100 | 10-NE-4-26-21-4 | 0.00 Acres | | | |
| | ME-D IMPROVEMENTS | | T 8 | DIP MACHINERY & EQUIPMENT | 110,440 |
| | NR-D | | T 106 | DIP NON-RES. LAND & IMPROVEMENTS | 14,030 |
| | | | 100% | Alberta School Foundation Fund | Taxable Total: 124,470 |
| 921604110 | 11-NW-4-26-21-4 | 0.00 Acres | | DOWNHOLE 6-4-26-21W4 | |
| | ME-D IMPROVEMENTS | | T 8 | DIP MACHINERY & EQUIPMENT | 95,740 |
| | NR-D | | T 106 | DIP NON-RES. LAND & IMPROVEMENTS | 17,440 |
| | | | 100% | Alberta School Foundation Fund | Taxable Total: 113,180 |
| 921607140 | 14-NW-7-26-21-4 | 0.00 Acres | | | |
| | ME-D IMPROVEMENTS | | T 8 | DIP MACHINERY & EQUIPMENT | 58,470 |
| | NR-D | | T 106 | DIP NON-RES. LAND & IMPROVEMENTS | 7,110 |
| | | | 100% | Alberta School Foundation Fund | Taxable Total: 65,580 |
| 921608060 | 6-SW-8-26-21-4 | 0.00 Acres | | | |
| | ME-D IMPROVEMENTS | | T 8 | DIP MACHINERY & EQUIPMENT | 137,050 |
| | NR-D | | T 106 | DIP NON-RES. LAND & IMPROVEMENTS | 12,110 |
| | | | 100% | Alberta School Foundation Fund | Taxable Total: 149,160 |
| 921608080 | 8-SE-8-26-21-4 | 0.00 Acres | | | |
| | ME-D IMPROVEMENTS | | T 8 | DIP MACHINERY & EQUIPMENT | 79,830 |
| | NR-D | | T 106 | DIP NON-RES. LAND & IMPROVEMENTS | 9,980 |
| | | | 100% | Alberta School Foundation Fund | Taxable Total: 89,810 |
| 921608150 | 15-NE-8-26-21-4 | 0.00 Acres | | | |
| | NR-D IMPROVEMENTS | | T 106 | DIP NON-RES. LAND & IMPROVEMENTS | 8,910 |
| | | | 100% | Alberta School Foundation Fund | Taxable Total: |
| 921609060 | 6-SW-9-26-21-4 | 0.00 Acres | | | |
| | ME-D IMPROVEMENTS | | T 8 | DIP MACHINERY & EQUIPMENT | 95,280 |
| | NR-D | | T 106 | DIP NON-RES. LAND & IMPROVEMENTS | 12,960 |
| | | | 100% | Alberta School Foundation Fund | Taxable Total: 108,240 |



2020 Assessment Roll (Valuation Date 1-July, 2020) 2021 Taxation Year, Wheatland County

Assessment Year: 2020
Tax Year: 2021

| Roll | Legal Address | | | | Total |
|-----------|-------------------|------------|-------|----------------------------------|------------------------|
| 921609090 | 9-NE-9-26-21-4 | 0.00 Acres | | | |
| | ME-D IMPROVEMENTS | | T 8 | DIP MACHINERY & EQUIPMENT | 99,810 |
| | NR-D | | T 106 | DIP NON-RES. LAND & IMPROVEMENTS | 13,140 |
| | | | 100% | Alberta School Foundation Fund | Taxable Total: 112,950 |
| 921610030 | 3-SW-10-26-21-4 | 0.00 Acres | | | |
| | ME-D IMPROVEMENTS | | T 8 | DIP MACHINERY & EQUIPMENT | 62,090 |
| | NR-D | | T 106 | DIP NON-RES. LAND & IMPROVEMENTS | 9,510 |
| | | | 100% | Alberta School Foundation Fund | Taxable Total: 71,600 |
| 921612060 | 6-SW-12-26-21-4 | 0.00 Acres | | | |
| | ME-D IMPROVEMENTS | | T 8 | DIP MACHINERY & EQUIPMENT | 64,760 |
| | NR-D | | T 106 | DIP NON-RES. LAND & IMPROVEMENTS | 13,880 |
| | | | 100% | Alberta School Foundation Fund | Taxable Total: 78,640 |
| 921613060 | 6-SW-13-26-21-4 | 0.00 Acres | | | |
| | ME-D IMPROVEMENTS | | T 8 | DIP MACHINERY & EQUIPMENT | 130,100 |
| | NR-D | | T 106 | DIP NON-RES. LAND & IMPROVEMENTS | 22,470 |
| | | | 100% | Alberta School Foundation Fund | Taxable Total: 152,570 |
| 921616070 | 7-SE-16-26-21-4 | 0.00 Acres | | | |
| | NR-D IMPROVEMENTS | | T 106 | DIP NON-RES. LAND & IMPROVEMENTS | Taxable Total: 9,170 |
| | | | 100% | Alberta School Foundation Fund | |
| 921620050 | 5-SW-20-26-21-4 | 0.00 Acres | | | |
| | NR-D IMPROVEMENTS | | T 106 | DIP NON-RES. LAND & IMPROVEMENTS | Taxable Total: 8,910 |
| | | | 100% | Alberta School Foundation Fund | |
| 921620070 | 7-SE-20-26-21-4 | 0.00 Acres | | | |
| | ME-D IMPROVEMENTS | | T 8 | DIP MACHINERY & EQUIPMENT | 81,310 |
| | NR-D | | T 106 | DIP NON-RES. LAND & IMPROVEMENTS | 12,090 |
| | | | 100% | Alberta School Foundation Fund | Taxable Total: 93,400 |
| 921621060 | 6-SW-21-26-21-4 | 0.00 Acres | | | |



2020 Assessment Roll (Valuation Date 1-July, 2020) 2021 Taxation Year, Wheatland County

Assessment Year: 2020
Tax Year: 2021

| Roll | Legal Address | | | | | | Total |
|-----------|------------------|------------|--|---|-----|----------------------------------|---------|
| 921621070 | 7-SE-21-26-21-4 | 0.00 Acres | ME-D IMPROVEMENTS | T | 8 | DIP MACHINERY & EQUIPMENT | 104,470 |
| | | | NR-D | T | 106 | DIP NON-RES. LAND & IMPROVEMENTS | 12,430 |
| | | | 100% Alberta School Foundation Fund Taxable Total: | | | | 116,900 |
| 921621150 | 15-NE-21-26-21-4 | 0.00 Acres | NR-D IMPROVEMENTS | T | 106 | DIP NON-RES. LAND & IMPROVEMENTS | 9,580 |
| | | | 100% Alberta School Foundation Fund Taxable Total: | | | | 9,580 |
| | | | | | | | |
| 921623160 | 16-NE-23-26-21-4 | 0.00 Acres | ME-D IMPROVEMENTS | T | 8 | DIP MACHINERY & EQUIPMENT | 77,680 |
| | | | NR-D | T | 106 | DIP NON-RES. LAND & IMPROVEMENTS | 8,910 |
| | | | 100% Alberta School Foundation Fund Taxable Total: | | | | 86,590 |
| 921628010 | 1-SE-28-26-21-4 | 0.00 Acres | ME-D IMPROVEMENTS | T | 8 | DIP MACHINERY & EQUIPMENT | 85,360 |
| | | | NR-D | T | 106 | DIP NON-RES. LAND & IMPROVEMENTS | 13,500 |
| | | | 100% Alberta School Foundation Fund Taxable Total: | | | | 98,860 |
| 921628140 | 14-NW-28-26-21-4 | 0.00 Acres | ME-D IMPROVEMENTS | T | 8 | DIP MACHINERY & EQUIPMENT | 101,120 |
| | | | NR-D | T | 106 | DIP NON-RES. LAND & IMPROVEMENTS | 12,610 |
| | | | 100% Alberta School Foundation Fund Taxable Total: | | | | 113,730 |
| 921629140 | 14-NW-29-26-21-4 | 0.00 Acres | ME-D IMPROVEMENTS | T | 8 | DIP MACHINERY & EQUIPMENT | 81,920 |
| | | | NR-D | T | 106 | DIP NON-RES. LAND & IMPROVEMENTS | 12,110 |
| | | | 100% Alberta School Foundation Fund Taxable Total: | | | | 94,030 |
| 921630090 | 9-NE-30-26-21-4 | 0.00 Acres | NR-D IMPROVEMENTS | T | 106 | DIP NON-RES. LAND & IMPROVEMENTS | 33,200 |
| | | | 100% Alberta School Foundation Fund Taxable Total: | | | | 33,200 |
| | | | | | | | |
| | | | ME-D IMPROVEMENTS | T | 8 | DIP MACHINERY & EQUIPMENT | 662,190 |
| | | | NR-D | T | 106 | DIP NON-RES. LAND & IMPROVEMENTS | 94,060 |
| | | | 100% Alberta School Foundation Fund Taxable Total: | | | | 756,250 |



2020 Assessment Roll (Valuation Date 1-July, 2020) 2021 Taxation Year, Wheatland County

Assessment Year: 2020
Tax Year: 2021

| Roll | Legal Address | | | | Total |
|-----------|-------------------|------------|-------|-------------------------------------|---------|
| 921630110 | 11-NW-30-26-21-4 | 0.00 Acres | | | |
| | ME-D IMPROVEMENTS | | T 8 | DIP MACHINERY & EQUIPMENT | 81,310 |
| | NR-D | | T 106 | DIP NON-RES. LAND & IMPROVEMENTS | 12,090 |
| | | | | 100% Alberta School Foundation Fund | |
| | | | | Taxable Total: | 93,400 |
| 921631020 | 2-SE-31-26-21-4 | 0.00 Acres | | | |
| | ME-D IMPROVEMENTS | | T 8 | DIP MACHINERY & EQUIPMENT | 95,430 |
| | NR-D | | T 106 | DIP NON-RES. LAND & IMPROVEMENTS | 12,890 |
| | | | | 100% Alberta School Foundation Fund | |
| | | | | Taxable Total: | 108,320 |
| 921631040 | 4-SW-31-26-21-4 | 0.00 Acres | | | |
| | ME-D IMPROVEMENTS | | T 8 | DIP MACHINERY & EQUIPMENT | 104,170 |
| | NR-D | | T 106 | DIP NON-RES. LAND & IMPROVEMENTS | 12,110 |
| | | | | 100% Alberta School Foundation Fund | |
| | | | | Taxable Total: | 116,280 |
| 921631080 | 8-SE-31-26-21-4 | 0.00 Acres | | | |
| | ME-D IMPROVEMENTS | | T 8 | DIP MACHINERY & EQUIPMENT | 76,470 |
| | NR-D | | T 106 | DIP NON-RES. LAND & IMPROVEMENTS | 8,910 |
| | | | | 100% Alberta School Foundation Fund | |
| | | | | Taxable Total: | 85,380 |
| 921631140 | 14-NW-31-26-21-4 | 0.00 Acres | | | |
| | ME-D IMPROVEMENTS | | T 8 | DIP MACHINERY & EQUIPMENT | 101,120 |
| | NR-D | | T 106 | DIP NON-RES. LAND & IMPROVEMENTS | 12,610 |
| | | | | 100% Alberta School Foundation Fund | |
| | | | | Taxable Total: | 113,730 |
| 921632050 | 5-SW-32-26-21-4 | 0.00 Acres | | | |
| | ME-D IMPROVEMENTS | | T 8 | DIP MACHINERY & EQUIPMENT | 79,820 |
| | NR-D | | T 106 | DIP NON-RES. LAND & IMPROVEMENTS | 8,910 |
| | | | | 100% Alberta School Foundation Fund | |
| | | | | Taxable Total: | 88,730 |
| 921632110 | 11-NW-32-26-21-4 | 0.00 Acres | | | |
| | ME-D IMPROVEMENTS | | T 8 | DIP MACHINERY & EQUIPMENT | 72,880 |
| | NR-D | | T 106 | DIP NON-RES. LAND & IMPROVEMENTS | 9,580 |
| | | | | 100% Alberta School Foundation Fund | |
| | | | | Taxable Total: | 82,460 |



2020 Assessment Roll (Valuation Date 1-July, 2020) 2021 Taxation Year, Wheatland County

Assessment Year: 2020
Tax Year: 2021

| Roll | Legal Address | | | Total |
|-----------|--------------------------|------------|---|--------------------------|
| 921634110 | 11-NW-34-26-21-4 | 0.00 Acres | | |
| | ME-D IMPROVEMENTS | T 8 | DIP MACHINERY & EQUIPMENT | 101,880 |
| | NR-D | T 106 | DIP NON-RES. LAND & IMPROVEMENTS | 12,080 |
| | | 100% | Alberta School Foundation Fund | Taxable Total: 113,960 |
| 921635060 | 6-SW-35-26-21-4 | 0.00 Acres | | |
| | ME-D IMPROVEMENTS | T 8 | DIP MACHINERY & EQUIPMENT | 72,570 |
| | NR-D | T 106 | DIP NON-RES. LAND & IMPROVEMENTS | 9,450 |
| | | 100% | Alberta School Foundation Fund | Taxable Total: 82,020 |
| 921636060 | 6-SW-36-26-21-4 | 0.00 Acres | | |
| | ME-D IMPROVEMENTS | T 8 | DIP MACHINERY & EQUIPMENT | 100,060 |
| | NR-D | T 106 | DIP NON-RES. LAND & IMPROVEMENTS | 14,200 |
| | | 100% | Alberta School Foundation Fund | Taxable Total: 114,260 |
| 921636150 | 15-NE-36-26-21-4 | 0.00 Acres | | |
| | ME-D IMPROVEMENTS | T 8 | DIP MACHINERY & EQUIPMENT | 74,970 |
| | NR-D | T 106 | DIP NON-RES. LAND & IMPROVEMENTS | 10,900 |
| | | 100% | Alberta School Foundation Fund | Taxable Total: 85,870 |
| 921701010 | 1-SE-1-27-21-4 | 3.80 Acres | Rosedale Blending Site PetroGas Energy Rosedale Blending Site | |
| | 210020 TWP RD 270 | | | |
| | ME-D LAND & IMPROVEMENTS | T 8 | DIP MACHINERY & EQUIPMENT | 1,227,790 |
| | NR-D | T 106 | DIP NON-RES. LAND & IMPROVEMENTS | 244,060 |
| | | 100% | Alberta School Foundation Fund | Taxable Total: 1,471,850 |
| 921701011 | 1-SE-1-27-21-4 | 0.00 Acres | | |
| | ME-D IMPROVEMENTS | T 8 | DIP MACHINERY & EQUIPMENT | 375,150 |
| | NR-D | T 106 | DIP NON-RES. LAND & IMPROVEMENTS | 54,520 |
| | | 100% | Alberta School Foundation Fund | Taxable Total: 429,670 |
| 921701013 | 1-SE-1-27-21-4 | 2.06 Acres | Pipeline tank farm | |
| | ME-D LAND & IMPROVEMENTS | T 8 | DIP MACHINERY & EQUIPMENT | 499,140 |
| | NR-D | T 106 | DIP NON-RES. LAND & IMPROVEMENTS | 303,350 |
| | | 100% | Alberta School Foundation Fund | Taxable Total: 802,490 |



2020 Assessment Roll (Valuation Date 1-July, 2020) 2021 Taxation Year, Wheatland County

Assessment Year: 2020
Tax Year: 2021

| Roll | Legal Address | | | | | Total |
|-----------|---|--|-----|-------------------------------------|----------------|-----------|
| 921701014 | 1-SE-1-27-21-4 0.00 Acres | Wayne Dalum Pump Station | | | | |
| | ME-D IMPROVEMENTS | T | 8 | DIP MACHINERY & EQUIPMENT | | 1,083,280 |
| | NR-D | T | 106 | DIP NON-RES. LAND & IMPROVEMENTS | | 70,540 |
| | | | | 100% Alberta School Foundation Fund | Taxable Total: | 1,153,820 |
| 921701020 | 669LK OT 2-SE-1-27-21-4 3.68 Acres 210040 TWP RD 270 | COMPRESSOR STATION SITE former Husky COMPRESSOR STATION SITE | | | | |
| | ME-D LAND & IMPROVEMENTS | T | 8 | DIP MACHINERY & EQUIPMENT | | 1,357,620 |
| | NR-D | T | 106 | DIP NON-RES. LAND & IMPROVEMENTS | | 460,000 |
| | | | | 100% Alberta School Foundation Fund | Taxable Total: | 1,817,620 |
| 921701021 | 2-SE-1-27-21-4 0.00 Acres | Compressor Station Torxen | | | | |
| | ME-D IMPROVEMENTS | T | 8 | DIP MACHINERY & EQUIPMENT | | 1,329,970 |
| | NR-D | T | 106 | DIP NON-RES. LAND & IMPROVEMENTS | | 465,740 |
| | | | | 100% Alberta School Foundation Fund | Taxable Total: | 1,795,710 |
| 921701100 | 10-NE-1-27-21-4 0.00 Acres | | | | | |
| | ME-D IMPROVEMENTS | T | 8 | DIP MACHINERY & EQUIPMENT | | 39,880 |
| | NR-D | T | 106 | DIP NON-RES. LAND & IMPROVEMENTS | | 14,200 |
| | | | | 100% Alberta School Foundation Fund | Taxable Total: | 54,080 |
| 921702070 | 7-SE-2-27-21-4 0.00 Acres | | | | | |
| | ME-D IMPROVEMENTS | T | 8 | DIP MACHINERY & EQUIPMENT | Taxable Total: | 29,520 |
| | | | | 100% Alberta School Foundation Fund | | |
| 921703100 | 10-NE-3-27-21-4 0.00 Acres | | | | | |
| | ME-D IMPROVEMENTS | T | 8 | DIP MACHINERY & EQUIPMENT | | 72,880 |
| | NR-D | T | 106 | DIP NON-RES. LAND & IMPROVEMENTS | | 9,580 |
| | | | | 100% Alberta School Foundation Fund | Taxable Total: | 82,460 |
| 921704030 | 6956JK OT 3-SW-4-27-21-4 0.62 Acres | ROSEBUD METER STATION P# 6446 ROSEBUD METER STATION | | | | |
| | ME-D LAND & IMPROVEMENTS | T | 8 | DIP MACHINERY & EQUIPMENT | | 84,200 |
| | NR-D | T | 106 | DIP NON-RES. LAND & IMPROVEMENTS | | 76,310 |
| | | | | 100% Alberta School Foundation Fund | Taxable Total: | 160,510 |



2020 Assessment Roll (Valuation Date 1-July, 2020) 2021 Taxation Year, Wheatland County

Assessment Year: 2020
Tax Year: 2021

| Roll | Legal Address | | | | Total |
|-----------|--------------------------|------------|--|----------------------------------|--------------------------|
| 921704060 | 6-SW-4-27-21-4 | 7.80 Acres | REDLAND SOUTH COMPRESSOR (9B) Compressor Station | | |
| | ME-D LAND & IMPROVEMENTS | | T 8 | DIP MACHINERY & EQUIPMENT | 6,917,420 |
| | NR-D | | T 106 | DIP NON-RES. LAND & IMPROVEMENTS | 1,735,330 |
| | | | 100% | Alberta School Foundation Fund | Taxable Total: 8,652,750 |
| 921704070 | 7-SE-4-27-21-4 | 0.00 Acres | | | |
| | NR-D IMPROVEMENTS | | T 106 | DIP NON-RES. LAND & IMPROVEMENTS | 9,980 |
| | | | 100% | Alberta School Foundation Fund | Taxable Total: |
| 921705010 | 1-SE-5-27-21-4 | 0.00 Acres | DH 8-31-26-21-W4 | | |
| | ME-D IMPROVEMENTS | | T 8 | DIP MACHINERY & EQUIPMENT | 331,240 |
| | NR-D | | T 106 | DIP NON-RES. LAND & IMPROVEMENTS | 35,140 |
| | | | 100% | Alberta School Foundation Fund | Taxable Total: 366,380 |
| 921705040 | 4-SW-5-27-21-4 | 0.00 Acres | | | |
| | ME-D IMPROVEMENTS | | T 8 | DIP MACHINERY & EQUIPMENT | 81,310 |
| | NR-D | | T 106 | DIP NON-RES. LAND & IMPROVEMENTS | 12,090 |
| | | | 100% | Alberta School Foundation Fund | Taxable Total: 93,400 |
| 921705050 | 5-SW-5-27-21-4 | 0.00 Acres | Downhole 12-5-27-21 W4 | | |
| | ME-D IMPROVEMENTS | | T 8 | DIP MACHINERY & EQUIPMENT | 81,310 |
| | NR-D | | T 106 | DIP NON-RES. LAND & IMPROVEMENTS | 12,090 |
| | | | 100% | Alberta School Foundation Fund | Taxable Total: 93,400 |
| 921705060 | 6-SW-5-27-21-4 | 0.00 Acres | | | |
| | ME-D IMPROVEMENTS | | T 8 | DIP MACHINERY & EQUIPMENT | 72,880 |
| | NR-D | | T 106 | DIP NON-RES. LAND & IMPROVEMENTS | 9,580 |
| | | | 100% | Alberta School Foundation Fund | Taxable Total: 82,460 |
| 921705090 | 9-NE-5-27-21-4 | 0.00 Acres | Downhole 10-5 & 8-5 | | |
| | ME-D IMPROVEMENTS | | T 8 | DIP MACHINERY & EQUIPMENT | 159,500 |
| | NR-D | | T 106 | DIP NON-RES. LAND & IMPROVEMENTS | 19,960 |
| | | | 100% | Alberta School Foundation Fund | Taxable Total: 179,460 |



2020 Assessment Roll (Valuation Date 1-July, 2020) 2021 Taxation Year, Wheatland County

Assessment Year: 2020
Tax Year: 2021

| Roll | Legal Address | | | | Total |
|-----------|-------------------|------------|-------|-------------------------------------|---------|
| 921705140 | 14-NW-5-27-21-4 | 0.00 Acres | | | |
| | NR-D IMPROVEMENTS | | T 106 | DIP NON-RES. LAND & IMPROVEMENTS | 3,890 |
| | | | | 100% Alberta School Foundation Fund | |
| 921705160 | 16-NE-5-27-21-4 | 0.00 Acres | | | |
| | ME-D IMPROVEMENTS | | T 8 | DIP MACHINERY & EQUIPMENT | 76,320 |
| | NR-D | | T 106 | DIP NON-RES. LAND & IMPROVEMENTS | 9,710 |
| | | | | 100% Alberta School Foundation Fund | |
| | | | | Taxable Total: | 86,030 |
| 921706010 | 1-SE-6-27-21-4 | 0.00 Acres | | | |
| | ME-D IMPROVEMENTS | | T 8 | DIP MACHINERY & EQUIPMENT | 80,990 |
| | NR-D | | T 106 | DIP NON-RES. LAND & IMPROVEMENTS | 8,910 |
| | | | | 100% Alberta School Foundation Fund | |
| | | | | Taxable Total: | 89,900 |
| 921706060 | 6-SW-6-27-21-4 | 0.00 Acres | | | |
| | ME-D IMPROVEMENTS | | T 8 | DIP MACHINERY & EQUIPMENT | 99,500 |
| | NR-D | | T 106 | DIP NON-RES. LAND & IMPROVEMENTS | 12,890 |
| | | | | 100% Alberta School Foundation Fund | |
| | | | | Taxable Total: | 112,390 |
| 921706120 | 12-NW-6-27-21-4 | 0.00 Acres | | | |
| | ME-D IMPROVEMENTS | | T 8 | DIP MACHINERY & EQUIPMENT | 98,920 |
| | NR-D | | T 106 | DIP NON-RES. LAND & IMPROVEMENTS | 10,760 |
| | | | | 100% Alberta School Foundation Fund | |
| | | | | Taxable Total: | 109,680 |
| 921706150 | 15-NE-6-27-21-4 | 0.00 Acres | | | |
| | ME-D IMPROVEMENTS | | T 8 | DIP MACHINERY & EQUIPMENT | 101,120 |
| | NR-D | | T 106 | DIP NON-RES. LAND & IMPROVEMENTS | 12,610 |
| | | | | 100% Alberta School Foundation Fund | |
| | | | | Taxable Total: | 113,730 |
| 921706160 | 16-NE-6-27-21-4 | 0.00 Acres | | | |
| | ME-D IMPROVEMENTS | | T 8 | DIP MACHINERY & EQUIPMENT | 72,880 |
| | NR-D | | T 106 | DIP NON-RES. LAND & IMPROVEMENTS | 9,580 |
| | | | | 100% Alberta School Foundation Fund | |
| | | | | Taxable Total: | 82,460 |



2020 Assessment Roll (Valuation Date 1-July, 2020)
2021 Taxation Year, Wheatland County

Assessment Year: 2020
Tax Year: 2021

| Roll | Legal Address | | | | Total |
|-----------|-------------------|------------|--|----------------|---------|
| 921707010 | 1-SE-7-27-21-4 | 0.00 Acres | Downhole 8-7-27-21 | | |
| | ME-D IMPROVEMENTS | | T 8 DIP MACHINERY & EQUIPMENT | | 76,320 |
| | NR-D | | T 106 DIP NON-RES. LAND & IMPROVEMENTS | | 9,710 |
| | | | 100% Alberta School Foundation Fund | Taxable Total: | 86,030 |
| 921707160 | 16-NE-7-27-21-4 | 0.00 Acres | | | |
| | ME-D IMPROVEMENTS | | T 8 DIP MACHINERY & EQUIPMENT | | 76,320 |
| | NR-D | | T 106 DIP NON-RES. LAND & IMPROVEMENTS | | 9,710 |
| | | | 100% Alberta School Foundation Fund | Taxable Total: | 86,030 |
| 921708040 | 4-SW-8-27-21-4 | 0.00 Acres | | | |
| | ME-D IMPROVEMENTS | | T 8 DIP MACHINERY & EQUIPMENT | | 72,880 |
| | NR-D | | T 106 DIP NON-RES. LAND & IMPROVEMENTS | | 9,580 |
| | | | 100% Alberta School Foundation Fund | Taxable Total: | 82,460 |
| 921708070 | 7-SE-8-27-21-4 | 0.00 Acres | | | |
| | ME-D IMPROVEMENTS | | T 8 DIP MACHINERY & EQUIPMENT | | 95,280 |
| | NR-D | | T 106 DIP NON-RES. LAND & IMPROVEMENTS | | 13,850 |
| | | | 100% Alberta School Foundation Fund | Taxable Total: | 109,130 |
| 921708100 | 10-NE-8-27-21-4 | 0.00 Acres | | | |
| | NR-D IMPROVEMENTS | | T 106 DIP NON-RES. LAND & IMPROVEMENTS | Taxable Total: | 5,260 |
| | | | 100% Alberta School Foundation Fund | | |
| 921708120 | 12-NW-8-27-21-4 | 0.00 Acres | | | |
| | NR-D IMPROVEMENTS | | T 106 DIP NON-RES. LAND & IMPROVEMENTS | Taxable Total: | 4,840 |
| | | | 100% Alberta School Foundation Fund | | |
| 921709060 | 6-SW-9-27-21-4 | 0.00 Acres | | | |
| | ME-D IMPROVEMENTS | | T 8 DIP MACHINERY & EQUIPMENT | | 81,310 |
| | NR-D | | T 106 DIP NON-RES. LAND & IMPROVEMENTS | | 12,090 |
| | | | 100% Alberta School Foundation Fund | Taxable Total: | 93,400 |
| 921709110 | 11-NW-9-27-21-4 | 0.00 Acres | | | |



2020 Assessment Roll (Valuation Date 1-July, 2020) 2021 Taxation Year, Wheatland County

Assessment Year: 2020
Tax Year: 2021

| Roll | Legal Address | | | | | | Total |
|-----------|---------------------------|------------|---|---|-----|--|----------------|
| 921710040 | 4-SW-10-27-21-4 | 0.00 Acres | ME-D IMPROVEMENTS | T | 8 | DIP MACHINERY & EQUIPMENT | 88,170 |
| | | | NR-D | T | 106 | DIP NON-RES. LAND & IMPROVEMENTS | 12,080 |
| | | | 100% Alberta School Foundation Fund | | | | Taxable Total: |
| | | | | | | | 100,250 |
| 921710050 | 5-SW-10-27-21-4 | 0.00 Acres | ME-D IMPROVEMENTS | T | 8 | DIP MACHINERY & EQUIPMENT | 88,170 |
| | | | NR-D | T | 106 | DIP NON-RES. LAND & IMPROVEMENTS | 12,080 |
| | | | 100% Alberta School Foundation Fund | | | | Taxable Total: |
| | | | | | | | 100,250 |
| 921710090 | 9-NE-10-27-21-4 | 0.00 Acres | ME-D IMPROVEMENTS | T | 8 | DIP MACHINERY & EQUIPMENT | 72,880 |
| | | | NR-D | T | 106 | DIP NON-RES. LAND & IMPROVEMENTS | 9,580 |
| | | | 100% Alberta School Foundation Fund | | | | Taxable Total: |
| | | | | | | | 82,460 |
| 921712160 | 16-NE-12-27-21-4 | 0.11 Acres | ME-D IMPROVEMENTS | T | 8 | DIP MACHINERY & EQUIPMENT | 76,320 |
| | | | NR-D | T | 106 | DIP NON-RES. LAND & IMPROVEMENTS | 9,710 |
| | | | 100% Alberta School Foundation Fund | | | | Taxable Total: |
| | | | | | | | 86,030 |
| 921713020 | 2-SE-13-27-21-4 | 0.00 Acres | ROSEBUD RIVER BLOCK VALUE Meter station & BLOCK VALUE | | | | |
| | | | ME-D LAND & IMPROVEMENTS | T | 8 | DIP MACHINERY & EQUIPMENT | 42,770 |
| | | | NR-D | T | 106 | DIP NON-RES. LAND & IMPROVEMENTS | 24,760 |
| | | | 100% Alberta School Foundation Fund | | | | Taxable Total: |
| 921713100 | 10-NE-13-27-21-4 | 0.00 Acres | | | | | 67,530 |
| | | | ME-D IMPROVEMENTS | T | 8 | DIP MACHINERY & EQUIPMENT | 125,360 |
| | | | NR-D | T | 106 | DIP NON-RES. LAND & IMPROVEMENTS | 10,730 |
| | | | 100% Alberta School Foundation Fund | | | | Taxable Total: |
| 921714040 | 7214JK OT 4-SW-14-27-21-4 | 1.15 Acres | | | | | 136,090 |
| | | | NR-D IMPROVEMENTS | T | 106 | DIP NON-RES. LAND & IMPROVEMENTSTaxable Total: | 3,560 |
| | | | 100% Alberta School Foundation Fund | | | | |
| | | | | | | | |
| 921714040 | 7214JK OT 4-SW-14-27-21-4 | 1.15 Acres | FORMER COMPRESSOR STATION | | | | |
| | | | NR-D LAND & IMPROVEMENTS | T | 106 | DIP NON-RES. LAND & IMPROVEMENTSTaxable Total: | 89,330 |
| | | | 100% Alberta School Foundation Fund | | | | |
| | | | | | | | |



2020 Assessment Roll (Valuation Date 1-July, 2020) 2021 Taxation Year, Wheatland County

Assessment Year: 2020
Tax Year: 2021

| Roll | Legal Address | | | Total |
|-----------|-------------------|-------------------------------------|----------------------------------|---------|
| 921716010 | 1-SE-16-27-21-4 | 0.00 Acres | | |
| | ME-D IMPROVEMENTS | T 8 | DIP MACHINERY & EQUIPMENT | 115,470 |
| | NR-D | T 106 | DIP NON-RES. LAND & IMPROVEMENTS | 10,820 |
| | | 100% Alberta School Foundation Fund | Taxable Total: | 126,290 |
| 921716110 | 11-NW-16-27-21-4 | 0.00 Acres | | |
| | ME-D IMPROVEMENTS | T 8 | DIP MACHINERY & EQUIPMENT | 98,530 |
| | NR-D | T 106 | DIP NON-RES. LAND & IMPROVEMENTS | 12,080 |
| | | 100% Alberta School Foundation Fund | Taxable Total: | 110,610 |
| 921718070 | 7-SE-18-27-21-4 | 0.00 Acres | | |
| | NR-D IMPROVEMENTS | T 106 | DIP NON-RES. LAND & IMPROVEMENTS | 8,910 |
| | | 100% Alberta School Foundation Fund | Taxable Total: | |
| 921718090 | 9-NE-18-27-21-4 | 0.00 Acres | | |
| | ME-D IMPROVEMENTS | T 8 | DIP MACHINERY & EQUIPMENT | 95,280 |
| | NR-D | T 106 | DIP NON-RES. LAND & IMPROVEMENTS | 12,960 |
| | | 100% Alberta School Foundation Fund | Taxable Total: | 108,240 |
| 921718130 | 13-NW-18-27-21-4 | 0.00 Acres | | |
| | ME-D IMPROVEMENTS | T 8 | DIP MACHINERY & EQUIPMENT | 117,480 |
| | NR-D | T 106 | DIP NON-RES. LAND & IMPROVEMENTS | 15,320 |
| | | 100% Alberta School Foundation Fund | Taxable Total: | 132,800 |
| 921719110 | 11-NW-19-27-21-4 | 0.00 Acres | | |
| | ME-D IMPROVEMENTS | T 8 | DIP MACHINERY & EQUIPMENT | 101,120 |
| | NR-D | T 106 | DIP NON-RES. LAND & IMPROVEMENTS | 12,610 |
| | | 100% Alberta School Foundation Fund | Taxable Total: | 113,730 |
| 921719140 | 14-NW-19-27-21-4 | 0.00 Acres | | |
| | ME-D IMPROVEMENTS | T 8 | DIP MACHINERY & EQUIPMENT | 67,450 |
| | NR-D | T 106 | DIP NON-RES. LAND & IMPROVEMENTS | 8,910 |
| | | 100% Alberta School Foundation Fund | Taxable Total: | 76,360 |



2020 Assessment Roll (Valuation Date 1-July, 2020) 2021 Taxation Year, Wheatland County

Assessment Year: 2020
Tax Year: 2021

| Roll | Legal Address | | | Total |
|-----------|--------------------------|-------------------------------------|----------------------------------|-----------|
| 921720050 | 5-SW-20-27-21-4 | 0.00 Acres | | |
| | ME-D IMPROVEMENTS | T 8 | DIP MACHINERY & EQUIPMENT | 107,540 |
| | NR-D | T 106 | DIP NON-RES. LAND & IMPROVEMENTS | 13,680 |
| | | 100% Alberta School Foundation Fund | Taxable Total: | 121,220 |
| 921720090 | 9-NE-20-27-21-4 | 1.50 Acres | Compressor Station | |
| | ME-D LAND & IMPROVEMENTS | T 8 | DIP MACHINERY & EQUIPMENT | 930,600 |
| | NR-D | T 106 | DIP NON-RES. LAND & IMPROVEMENTS | 322,570 |
| | | 100% Alberta School Foundation Fund | Taxable Total: | 1,253,170 |
| 921721070 | 7-SE-21-27-21-4 | 0.00 Acres | | |
| | ME-D IMPROVEMENTS | T 8 | DIP MACHINERY & EQUIPMENT | 115,690 |
| | NR-D | T 106 | DIP NON-RES. LAND & IMPROVEMENTS | 14,030 |
| | | 100% Alberta School Foundation Fund | Taxable Total: | 129,720 |
| 921721080 | 8-SE-21-27-21-4 | 0.00 Acres | | |
| | ME-D IMPROVEMENTS | T 8 | DIP MACHINERY & EQUIPMENT | 104,170 |
| | NR-D | T 106 | DIP NON-RES. LAND & IMPROVEMENTS | 12,110 |
| | | 100% Alberta School Foundation Fund | Taxable Total: | 116,280 |
| 921724060 | 6-SW-24-27-21-4 | 0.00 Acres | | |
| | NR-D IMPROVEMENTS | T 106 | DIP NON-RES. LAND & IMPROVEMENTS | 3,990 |
| | | 100% Alberta School Foundation Fund | Taxable Total: | |
| 921728010 | 1-SE-28-27-21-4 | 0.00 Acres | | |
| | ME-D IMPROVEMENTS | T 8 | DIP MACHINERY & EQUIPMENT | 114,570 |
| | NR-D | T 106 | DIP NON-RES. LAND & IMPROVEMENTS | 12,800 |
| | | 100% Alberta School Foundation Fund | Taxable Total: | 127,370 |
| 921728070 | 7-SE-28-27-21-4 | 4.14 Acres | | |
| | ME-D LAND & IMPROVEMENTS | T 8 | DIP MACHINERY & EQUIPMENT | 1,115,310 |
| | NR-D | T 106 | DIP NON-RES. LAND & IMPROVEMENTS | 139,460 |
| | | 100% Alberta School Foundation Fund | Taxable Total: | 1,254,770 |



2020 Assessment Roll (Valuation Date 1-July, 2020) 2021 Taxation Year, Wheatland County

Assessment Year: 2020
Tax Year: 2021

| Roll | Legal Address | | | | Total |
|-----------|-------------------|------------|-------|----------------------------------|------------------------|
| 921728071 | 7-SE-28-27-21-4 | 0.00 Acres | | | |
| | ME-D IMPROVEMENTS | | T 8 | DIP MACHINERY & EQUIPMENT | 122,810 |
| | NR-D | | T 106 | DIP NON-RES. LAND & IMPROVEMENTS | 12,110 |
| | | | 100% | Alberta School Foundation Fund | Taxable Total: 134,920 |
| 921728120 | 12-NW-28-27-21-4 | 0.00 Acres | | | |
| | ME-D IMPROVEMENTS | | T 8 | DIP MACHINERY & EQUIPMENT | 86,190 |
| | NR-D | | T 106 | DIP NON-RES. LAND & IMPROVEMENTS | 24,550 |
| | | | 100% | Alberta School Foundation Fund | Taxable Total: 110,740 |
| 921729070 | 7-SE-29-27-21-4 | 0.00 Acres | | | |
| | ME-D IMPROVEMENTS | | T 8 | DIP MACHINERY & EQUIPMENT | 104,170 |
| | NR-D | | T 106 | DIP NON-RES. LAND & IMPROVEMENTS | 12,110 |
| | | | 100% | Alberta School Foundation Fund | Taxable Total: 116,280 |
| 921730140 | 14-NW-30-27-21-4 | 0.00 Acres | | | |
| | ME-D IMPROVEMENTS | | T 8 | DIP MACHINERY & EQUIPMENT | 99,810 |
| | NR-D | | T 106 | DIP NON-RES. LAND & IMPROVEMENTS | 13,140 |
| | | | 100% | Alberta School Foundation Fund | Taxable Total: 112,950 |
| 921731040 | 4-SW-31-27-21-4 | 0.00 Acres | | | |
| | ME-D IMPROVEMENTS | | T 8 | DIP MACHINERY & EQUIPMENT | 174,160 |
| | NR-D | | T 106 | DIP NON-RES. LAND & IMPROVEMENTS | 14,930 |
| | | | 100% | Alberta School Foundation Fund | Taxable Total: 189,090 |
| 921732100 | 10-NE-32-27-21-4 | 0.00 Acres | | | |
| | NR-D IMPROVEMENTS | | T 106 | DIP NON-RES. LAND & IMPROVEMENTS | 9,690 |
| | | | 100% | Alberta School Foundation Fund | Taxable Total: |
| 921732160 | 16-NE-32-27-21-4 | 0.00 Acres | | | |
| | ME-D IMPROVEMENTS | | T 8 | DIP MACHINERY & EQUIPMENT | 99,810 |
| | NR-D | | T 106 | DIP NON-RES. LAND & IMPROVEMENTS | 13,140 |
| | | | 100% | Alberta School Foundation Fund | Taxable Total: 112,950 |



2020 Assessment Roll (Valuation Date 1-July, 2020) 2021 Taxation Year, Wheatland County

Assessment Year: 2020
Tax Year: 2021

| Roll | Legal Address | | | | Total |
|-----------|-------------------|------------|-------|----------------------------------|------------------------|
| 921733030 | 3-SW-33-27-21-4 | 0.00 Acres | | | |
| | ME-D IMPROVEMENTS | | T 8 | DIP MACHINERY & EQUIPMENT | 154,020 |
| | NR-D | | T 106 | DIP NON-RES. LAND & IMPROVEMENTS | 23,900 |
| | | | 100% | Alberta School Foundation Fund | Taxable Total: 177,920 |
| 921733110 | 11-NW-33-27-21-4 | 0.00 Acres | | | |
| | ME-D IMPROVEMENTS | | T 8 | DIP MACHINERY & EQUIPMENT | 104,370 |
| | NR-D | | T 106 | DIP NON-RES. LAND & IMPROVEMENTS | 13,500 |
| | | | 100% | Alberta School Foundation Fund | Taxable Total: 117,870 |
| 921805030 | 3-SW-5-28-21-4 | 0.00 Acres | | | |
| | ME-D IMPROVEMENTS | | T 8 | DIP MACHINERY & EQUIPMENT | 99,810 |
| | NR-D | | T 106 | DIP NON-RES. LAND & IMPROVEMENTS | 13,140 |
| | | | 100% | Alberta School Foundation Fund | Taxable Total: 112,950 |
| 921805040 | 4-SW-5-28-21-4 | 0.00 Acres | | | |
| | ME-D IMPROVEMENTS | | T 8 | DIP MACHINERY & EQUIPMENT | 111,160 |
| | NR-D | | T 106 | DIP NON-RES. LAND & IMPROVEMENTS | 13,680 |
| | | | 100% | Alberta School Foundation Fund | Taxable Total: 124,840 |
| 921805140 | 11-NW-5-28-21-4 | 0.00 Acres | | | |
| | ME-D IMPROVEMENTS | | T 8 | DIP MACHINERY & EQUIPMENT | 104,370 |
| | NR-D | | T 106 | DIP NON-RES. LAND & IMPROVEMENTS | 13,500 |
| | | | 100% | Alberta School Foundation Fund | Taxable Total: 117,870 |
| 921806020 | 2-SE-6-28-21-4 | 0.00 Acres | | | |
| | ME-D IMPROVEMENTS | | T 8 | DIP MACHINERY & EQUIPMENT | 136,240 |
| | NR-D | | T 106 | DIP NON-RES. LAND & IMPROVEMENTS | 10,160 |
| | | | 100% | Alberta School Foundation Fund | Taxable Total: 146,400 |
| 921806080 | 8-SE-6-28-21-4 | 0.00 Acres | | D.H. -1-06-28-21-W4 | |
| | NR-D IMPROVEMENTS | | T 106 | DIP NON-RES. LAND & IMPROVEMENTS | Taxable Total: 5,260 |
| | | | 100% | Alberta School Foundation Fund | |



2020 Assessment Roll (Valuation Date 1-July, 2020) 2021 Taxation Year, Wheatland County

Assessment Year: 2020
Tax Year: 2021

| Roll | Legal Address | | | | Total |
|-----------|--------------------------|----------------|-------|----------------------------------|--|
| 921806090 | 9-NE-6-28-21-4 | 0.00 Acres | | | |
| | ME-D IMPROVEMENTS | | T 8 | DIP MACHINERY & EQUIPMENT | 82,860 |
| | NR-D | | T 106 | DIP NON-RES. LAND & IMPROVEMENTS | 8,910 |
| | | | 100% | Alberta School Foundation Fund | Taxable Total: 91,770 |
| 921807040 | 4-SW-7-28-21-4 | 0.00 Acres | | | |
| | ME-D IMPROVEMENTS | | T 8 | DIP MACHINERY & EQUIPMENT | 104,370 |
| | NR-D | | T 106 | DIP NON-RES. LAND & IMPROVEMENTS | 13,500 |
| | | | 100% | Alberta School Foundation Fund | Taxable Total: 117,870 |
| 921807110 | 11-NW-7-28-21-4 | 0.00 Acres | | | |
| | ME-D IMPROVEMENTS | | T 8 | DIP MACHINERY & EQUIPMENT | 7,120 |
| | | | 100% | Alberta School Foundation Fund | Taxable Total: 7,120 |
| 921808020 | 2-SE-8-28-21-4 | 0.00 Acres | | | |
| | ME-D IMPROVEMENTS | | T 8 | DIP MACHINERY & EQUIPMENT | 111,160 |
| | NR-D | | T 106 | DIP NON-RES. LAND & IMPROVEMENTS | 13,680 |
| | | | 100% | Alberta School Foundation Fund | Taxable Total: 124,840 |
| 921809100 | 10-NE-9-28-21-4 | 3.00 Acres | | | |
| | ME-D LAND & IMPROVEMENTS | | T 8 | DIP MACHINERY & EQUIPMENT | 1,318,590 |
| | NR-D | | T 106 | DIP NON-RES. LAND & IMPROVEMENTS | 293,830 |
| | | | 100% | Alberta School Foundation Fund | Taxable Total: 1,612,420 |
| 922218050 | 5-SW-18-22-22-4 | 5,124 Sq. Feet | | | Meter Station SE C'ner LSD 5 Atco-Gleichen Gate Station #10404 |
| | ME-D LAND & IMPROVEMENTS | | T 8 | DIP MACHINERY & EQUIPMENT | 201,440 |
| | NR-D | | T 106 | DIP NON-RES. LAND & IMPROVEMENTS | 32,510 |
| | | | 100% | Alberta School Foundation Fund | Taxable Total: 233,950 |
| 922221160 | 16-NE-21-22-22-4 | 0.00 Acres | | | CROWFOOT SATELLITE #14 (3J) |
| | ME-D IMPROVEMENTS | | T 8 | DIP MACHINERY & EQUIPMENT | 204,660 |
| | NR-D | | T 106 | DIP NON-RES. LAND & IMPROVEMENTS | 45,410 |
| | | | 100% | Alberta School Foundation Fund | Taxable Total: 250,070 |



2020 Assessment Roll (Valuation Date 1-July, 2020) 2021 Taxation Year, Wheatland County

Assessment Year: 2020
Tax Year: 2021

| Roll | Legal Address | | | | Total |
|-----------|--------------------------|------------|-------------------------------------|----------------------------------|-----------|
| 92223160 | 16-NE-23-22-22-4 | 0.00 Acres | CROWFOOT SATELLITE #15 (3K) | | |
| | ME-D IMPROVEMENTS | | T 8 | DIP MACHINERY & EQUIPMENT | 208,580 |
| | NR-D | | T 106 | DIP NON-RES. LAND & IMPROVEMENTS | 41,320 |
| | | | 100% Alberta School Foundation Fund | | |
| | | | Taxable Total: | | 249,900 |
| 922230020 | 2-SE-30-22-22-4 | 2.01 Acres | | | |
| | NR-D LAND | | T 106 | DIP NON-RES. LAND & IMPROVEMENTS | 76,610 |
| | | | 100% Alberta School Foundation Fund | | |
| | | | Taxable Total: | | |
| 922234060 | 6-SW-34-22-22-4 | 0.00 Acres | | | |
| | ME-D IMPROVEMENTS | | T 8 | DIP MACHINERY & EQUIPMENT | 105,810 |
| | NR-D | | T 106 | DIP NON-RES. LAND & IMPROVEMENTS | 7,480 |
| | | | 100% Alberta School Foundation Fund | | |
| | | | Taxable Total: | | 113,290 |
| 922234160 | 16-NE-34-22-22-4 | 2.22 Acres | CROWFOOT SATELLITE #16 (3L) | | |
| | ME-D LAND & IMPROVEMENTS | | T 8 | DIP MACHINERY & EQUIPMENT | 784,080 |
| | NR-D | | T 106 | DIP NON-RES. LAND & IMPROVEMENTS | 269,190 |
| | | | 100% Alberta School Foundation Fund | | |
| | | | Taxable Total: | | 1,053,270 |
| 922301050 | 5-SW-1-23-22-4 | 0.00 Acres | | | |
| | ME-D IMPROVEMENTS | | T 8 | DIP MACHINERY & EQUIPMENT | 299,180 |
| | NR-D | | T 106 | DIP NON-RES. LAND & IMPROVEMENTS | 32,000 |
| | | | 100% Alberta School Foundation Fund | | |
| | | | Taxable Total: | | 331,180 |
| 922305060 | 6-SW-5-23-22-4 | 0.00 Acres | | | |
| | ME-D IMPROVEMENTS | | T 8 | DIP MACHINERY & EQUIPMENT | 114,290 |
| | NR-D | | T 106 | DIP NON-RES. LAND & IMPROVEMENTS | 12,800 |
| | | | 100% Alberta School Foundation Fund | | |
| | | | Taxable Total: | | 127,090 |
| 922305110 | 11-NW-5-23-22-4 | 0.00 Acres | | | |
| | ME-D IMPROVEMENTS | | T 8 | DIP MACHINERY & EQUIPMENT | 76,320 |
| | NR-D | | T 106 | DIP NON-RES. LAND & IMPROVEMENTS | 9,710 |
| | | | 100% Alberta School Foundation Fund | | |
| | | | Taxable Total: | | 86,030 |



2020 Assessment Roll (Valuation Date 1-July, 2020) 2021 Taxation Year, Wheatland County

Assessment Year: 2020
Tax Year: 2021

| Roll | Legal Address | | | | Total |
|-----------|--------------------------|------------|-------|-------------------------------------|---------|
| 922307110 | 11-NW-7-23-22-4 | 0.00 Acres | | | |
| | ME-D IMPROVEMENTS | | T 8 | DIP MACHINERY & EQUIPMENT | 86,540 |
| | NR-D | | T 106 | DIP NON-RES. LAND & IMPROVEMENTS | 11,140 |
| | | | | 100% Alberta School Foundation Fund | |
| | | | | Taxable Total: | 97,680 |
| 922308010 | 1-SE-8-23-22-4 | 0.00 Acres | | | |
| | ME-D IMPROVEMENTS | | T 8 | DIP MACHINERY & EQUIPMENT | 231,760 |
| | NR-D | | T 106 | DIP NON-RES. LAND & IMPROVEMENTS | 29,690 |
| | | | | 100% Alberta School Foundation Fund | |
| | | | | Taxable Total: | 261,450 |
| 922308110 | 11-NW-8-23-22-4 | 0.00 Acres | | | |
| | ME-D IMPROVEMENTS | | T 8 | DIP MACHINERY & EQUIPMENT | 90,140 |
| | NR-D | | T 106 | DIP NON-RES. LAND & IMPROVEMENTS | 11,470 |
| | | | | 100% Alberta School Foundation Fund | |
| | | | | Taxable Total: | 101,610 |
| 922309160 | 16-NE-9-23-22-4 | 0.00 Acres | | Downhole 9-9-23-22-W4 | |
| | ME-D IMPROVEMENTS | | T 8 | DIP MACHINERY & EQUIPMENT | 88,170 |
| | NR-D | | T 106 | DIP NON-RES. LAND & IMPROVEMENTS | 12,080 |
| | | | | 100% Alberta School Foundation Fund | |
| | | | | Taxable Total: | 100,250 |
| 922310160 | 16-NE-10-23-22-4 | 1.00 Acres | | COMPRESSOR SITE | |
| | ME-D LAND & IMPROVEMENTS | | T 8 | DIP MACHINERY & EQUIPMENT | 693,780 |
| | NR-D | | T 106 | DIP NON-RES. LAND & IMPROVEMENTS | 156,430 |
| | | | | 100% Alberta School Foundation Fund | |
| | | | | Taxable Total: | 850,210 |
| 922311120 | 12-NW-11-23-22-4 | 0.00 Acres | | | |
| | ME-D IMPROVEMENTS | | T 8 | DIP MACHINERY & EQUIPMENT | 90,140 |
| | NR-D | | T 106 | DIP NON-RES. LAND & IMPROVEMENTS | 11,470 |
| | | | | 100% Alberta School Foundation Fund | |
| | | | | Taxable Total: | 101,610 |
| 922313040 | 4-SW-13-23-22-4 | 0.23 Acres | | | |
| | ME-D LAND & IMPROVEMENTS | | T 8 | DIP MACHINERY & EQUIPMENT | 15,550 |
| | NR-D | | T 106 | DIP NON-RES. LAND & IMPROVEMENTS | 22,170 |
| | | | | 100% Alberta School Foundation Fund | |
| | | | | Taxable Total: | 37,720 |



2020 Assessment Roll (Valuation Date 1-July, 2020) 2021 Taxation Year, Wheatland County

Assessment Year: 2020
Tax Year: 2021

| Roll | Legal Address | | | | Total |
|-----------|--------------------------|------------|-------|-------------------------------------|---------|
| 922313060 | 6-SW-13-23-22-4 | 2.30 Acres | | CROWFOOT SATELLITE #1 (3B) | |
| | ME-D LAND & IMPROVEMENTS | | T 8 | DIP MACHINERY & EQUIPMENT | 167,080 |
| | NR-D | | T 106 | DIP NON-RES. LAND & IMPROVEMENTS | 260,060 |
| | | | | 100% Alberta School Foundation Fund | |
| | | | | Taxable Total: | 427,140 |
| 922314050 | 5-SW-14-23-22-4 | 0.00 Acres | | | |
| | ME-D IMPROVEMENTS | | T 8 | DIP MACHINERY & EQUIPMENT | 72,880 |
| | NR-D | | T 106 | DIP NON-RES. LAND & IMPROVEMENTS | 9,580 |
| | | | | 100% Alberta School Foundation Fund | |
| | | | | Taxable Total: | 82,460 |
| 922315060 | 6-SW-15-23-22-4 | 0.00 Acres | | | |
| | ME-D IMPROVEMENTS | | T 8 | DIP MACHINERY & EQUIPMENT | 84,790 |
| | NR-D | | T 106 | DIP NON-RES. LAND & IMPROVEMENTS | 10,090 |
| | | | | 100% Alberta School Foundation Fund | |
| | | | | Taxable Total: | 94,880 |
| 922316070 | 7-SE-16-23-22-4 | 0.00 Acres | | | |
| | ME-D IMPROVEMENTS | | T 8 | DIP MACHINERY & EQUIPMENT | 86,540 |
| | NR-D | | T 106 | DIP NON-RES. LAND & IMPROVEMENTS | 11,290 |
| | | | | 100% Alberta School Foundation Fund | |
| | | | | Taxable Total: | 97,830 |
| 922317160 | 16-NE-17-23-22-4 | 0.00 Acres | | | |
| | ME-D IMPROVEMENTS | | T 8 | DIP MACHINERY & EQUIPMENT | 101,120 |
| | NR-D | | T 106 | DIP NON-RES. LAND & IMPROVEMENTS | 12,610 |
| | | | | 100% Alberta School Foundation Fund | |
| | | | | Taxable Total: | 113,730 |
| 922318090 | 9-NE-18-23-22-4 | 0.00 Acres | | | |
| | ME-D IMPROVEMENTS | | T 8 | DIP MACHINERY & EQUIPMENT | |
| | | | | 100% Alberta School Foundation Fund | |
| | | | | Taxable Total: | 60,090 |
| 922318130 | 13-NW-18-23-22-4 | 0.00 Acres | | | |
| | ME-D IMPROVEMENTS | | T 8 | DIP MACHINERY & EQUIPMENT | 77,740 |
| | NR-D | | T 106 | DIP NON-RES. LAND & IMPROVEMENTS | 11,770 |
| | | | | 100% Alberta School Foundation Fund | |
| | | | | Taxable Total: | 89,510 |



2020 Assessment Roll (Valuation Date 1-July, 2020) 2021 Taxation Year, Wheatland County

Assessment Year: 2020
Tax Year: 2021

| Roll | Legal Address | | | | | Total |
|-----------|---|---|-----|----------------------------------|----------------|-----------|
| 922320060 | 6-SW-20-23-22-4 0.00 Acres | | | | | |
| | ME-D IMPROVEMENTS | T | 8 | DIP MACHINERY & EQUIPMENT | | 86,480 |
| | NR-D | T | 106 | DIP NON-RES. LAND & IMPROVEMENTS | | 8,430 |
| | | 100% Alberta School Foundation Fund | | Taxable Total: | | 94,910 |
| 922321040 | 4-SW-21-23-22-4 6.23 Acres 233015 RGE RD 224 | CROWFOOT SAT. 13 & COMP (3I) CROWFOOT SAT. 13 & COMP (3I) | | | | |
| | ME-D LAND & IMPROVEMENTS | T | 8 | DIP MACHINERY & EQUIPMENT | | 3,606,860 |
| | NR-D | T | 106 | DIP NON-RES. LAND & IMPROVEMENTS | | 941,480 |
| | | 100% Alberta School Foundation Fund | | Taxable Total: | | 4,548,340 |
| 922321060 | 6-SW-21-23-22-4 0.00 Acres | | | | | |
| | ME-D IMPROVEMENTS | T | 8 | DIP MACHINERY & EQUIPMENT | Taxable Total: | 35,550 |
| | | 100% Alberta School Foundation Fund | | | | |
| 922323020 | 2-SE-23-23-22-4 0.00 Acres | | | | | |
| | NR-D IMPROVEMENTS | T | 106 | DIP NON-RES. LAND & IMPROVEMENTS | Taxable Total: | 5,120 |
| | | 100% Alberta School Foundation Fund | | | | |
| 922323150 | 15-NE-23-23-22-4 0.00 Acres | Downhole 14-23-22-22 | | | | |
| | ME-D IMPROVEMENTS | T | 8 | DIP MACHINERY & EQUIPMENT | | 94,400 |
| | NR-D | T | 106 | DIP NON-RES. LAND & IMPROVEMENTS | | 11,610 |
| | | 100% Alberta School Foundation Fund | | Taxable Total: | | 106,010 |
| 922325110 | 11-NW-25-23-22-4 0.00 Acres | | | | | |
| | ME-D IMPROVEMENTS | T | 8 | DIP MACHINERY & EQUIPMENT | | 180,330 |
| | NR-D | T | 106 | DIP NON-RES. LAND & IMPROVEMENTS | | 12,870 |
| | | 100% Alberta School Foundation Fund | | Taxable Total: | | 193,200 |
| 922325130 | 13-NW-25-23-22-4 0.00 Acres | | | | | |
| | ME-D IMPROVEMENTS | T | 8 | DIP MACHINERY & EQUIPMENT | | 63,420 |
| | NR-D | T | 106 | DIP NON-RES. LAND & IMPROVEMENTS | | 9,020 |
| | | 100% Alberta School Foundation Fund | | Taxable Total: | | 72,440 |
| 922325131 | 13-NW-25-23-22-4 1.50 Acres | COMPRESSOR SITE | | | | |



2020 Assessment Roll (Valuation Date 1-July, 2020) 2021 Taxation Year, Wheatland County

Assessment Year: 2020
Tax Year: 2021

| Roll | Legal Address | | | | | | Total |
|-----------|--------------------------|------------|---|-----|-------------------------------------|----------------|---------|
| | ME-D LAND & IMPROVEMENTS | | T | 8 | DIP MACHINERY & EQUIPMENT | | 557,530 |
| | NR-D | | T | 106 | DIP NON-RES. LAND & IMPROVEMENTS | | 151,110 |
| | | | | | 100% Alberta School Foundation Fund | Taxable Total: | 708,640 |
| 922326070 | 7-SE-26-23-22-4 | 0.00 Acres | | | | | |
| | ME-D IMPROVEMENTS | | T | 8 | DIP MACHINERY & EQUIPMENT | | 73,220 |
| | NR-D | | T | 106 | DIP NON-RES. LAND & IMPROVEMENTS | | 12,570 |
| | | | | | 100% Alberta School Foundation Fund | Taxable Total: | 85,790 |
| 922327020 | 2-SE-27-23-22-4 | 0.00 Acres | | | | | |
| | ME-D IMPROVEMENTS | | T | 8 | DIP MACHINERY & EQUIPMENT | Taxable Total: | 60,090 |
| | | | | | 100% Alberta School Foundation Fund | | |
| 922328040 | 4-SW-28-23-22-4 | 0.00 Acres | | | | | |
| | ME-D IMPROVEMENTS | | T | 8 | DIP MACHINERY & EQUIPMENT | Taxable Total: | 58,730 |
| | | | | | 100% Alberta School Foundation Fund | | |
| 922329020 | 2-SE-29-23-22-4 | 0.00 Acres | | | | | |
| | ME-D IMPROVEMENTS | | T | 8 | DIP MACHINERY & EQUIPMENT | | 101,120 |
| | NR-D | | T | 106 | DIP NON-RES. LAND & IMPROVEMENTS | | 12,610 |
| | | | | | 100% Alberta School Foundation Fund | Taxable Total: | 113,730 |
| 922330070 | 7-SE-30-23-22-4 | 0.00 Acres | | | | | |
| | NR-D IMPROVEMENTS | | T | 106 | DIP NON-RES. LAND & IMPROVEMENTS | Taxable Total: | 39,890 |
| | | | | | 100% Alberta School Foundation Fund | | |
| 922331050 | 5-SW-31-23-22-4 | 0.00 Acres | | | | | |
| | ME-D IMPROVEMENTS | | T | 8 | DIP MACHINERY & EQUIPMENT | | 82,440 |
| | NR-D | | T | 106 | DIP NON-RES. LAND & IMPROVEMENTS | | 12,610 |
| | | | | | 100% Alberta School Foundation Fund | Taxable Total: | 95,050 |
| 922331100 | 10-NE-31-23-22-4 | 0.00 Acres | | | | | |
| | ME-D IMPROVEMENTS | | T | 8 | DIP MACHINERY & EQUIPMENT | | 98,720 |
| | NR-D | | T | 106 | DIP NON-RES. LAND & IMPROVEMENTS | | 21,540 |
| | | | | | 100% Alberta School Foundation Fund | Taxable Total: | 120,260 |



2020 Assessment Roll (Valuation Date 1-July, 2020) 2021 Taxation Year, Wheatland County

Assessment Year: 2020
Tax Year: 2021

| Roll | Legal Address | | | Total |
|-----------|----------------------------|-------------|--|--------------------------|
| 922333030 | 3-SW-33-23-22-4 | 0.00 Acres | | |
| | ME-D IMPROVEMENTS | T 8 | DIP MACHINERY & EQUIPMENT | 72,880 |
| | NR-D | T 106 | DIP NON-RES. LAND & IMPROVEMENTS | 9,580 |
| | | 100% | Alberta School Foundation Fund | Taxable Total: 82,460 |
| 922335070 | 7-SE-35-23-22-4 | 0.00 Acres | | |
| | ME-D IMPROVEMENTS | T 8 | DIP MACHINERY & EQUIPMENT | 70,620 |
| | NR-D | T 106 | DIP NON-RES. LAND & IMPROVEMENTS | 12,590 |
| | | 100% | Alberta School Foundation Fund | Taxable Total: 83,210 |
| 922335080 | 8-SE-35-23-22-4 | 0.00 Acres | | |
| | ME-D IMPROVEMENTS | T 8 | DIP MACHINERY & EQUIPMENT | 88,170 |
| | NR-D | T 106 | DIP NON-RES. LAND & IMPROVEMENTS | 11,290 |
| | | 100% | Alberta School Foundation Fund | Taxable Total: 99,460 |
| 922335160 | 16-NE-35-23-22-4 | 0.00 Acres | | |
| | ME-D IMPROVEMENTS | T 8 | DIP MACHINERY & EQUIPMENT | 135,100 |
| | NR-D | T 106 | DIP NON-RES. LAND & IMPROVEMENTS | 15,880 |
| | | 100% | Alberta School Foundation Fund | Taxable Total: 150,980 |
| 922401060 | 6-SW-1-24-22-4 | 0.00 Acres | | |
| | ME-D IMPROVEMENTS | T 8 | DIP MACHINERY & EQUIPMENT | 68,560 |
| | NR-D | T 106 | DIP NON-RES. LAND & IMPROVEMENTS | 9,580 |
| | | 100% | Alberta School Foundation Fund | Taxable Total: 78,140 |
| 922401130 | 8311323 OT 13-NW-1-24-22-4 | 0.89 Acres | STANDARD METER STATION P# 6935 STANDARD METER STATION | |
| | ME-D LAND & IMPROVEMENTS | T 8 | DIP MACHINERY & EQUIPMENT | 168,830 |
| | NR-D | T 106 | DIP NON-RES. LAND & IMPROVEMENTS | 85,470 |
| | | 100% | Alberta School Foundation Fund | Taxable Total: 254,300 |
| 922401140 | 14-NW-1-24-22-4 | 21.42 Acres | CROWFOOT GAS PLANT &SAT#7 (3A) CROWFOOT GAS PLANT &SAT#7 | |
| | 240083 RGE RD 221 | | | |
| | ME-D LAND & IMPROVEMENTS | T 8 | DIP MACHINERY & EQUIPMENT | 7,646,910 |
| | NR-D | T 106 | DIP NON-RES. LAND & IMPROVEMENTS | 2,172,150 |
| | | 100% | Alberta School Foundation Fund | Taxable Total: 9,819,060 |



2020 Assessment Roll (Valuation Date 1-July, 2020) 2021 Taxation Year, Wheatland County

Assessment Year: 2020
Tax Year: 2021

| Roll | Legal Address | | | | Total |
|-----------|-------------------|------------|-------|----------------------------------|------------------------|
| 922402060 | 6-SW-2-24-22-4 | 0.00 Acres | | | |
| | ME-D IMPROVEMENTS | | T 8 | DIP MACHINERY & EQUIPMENT | 101,120 |
| | NR-D | | T 106 | DIP NON-RES. LAND & IMPROVEMENTS | 12,430 |
| | | | 100% | Alberta School Foundation Fund | Taxable Total: 113,550 |
| 922402090 | 9-NE-2-24-22-4 | 0.00 Acres | | | |
| | ME-D IMPROVEMENTS | | T 8 | DIP MACHINERY & EQUIPMENT | 94,520 |
| | NR-D | | T 106 | DIP NON-RES. LAND & IMPROVEMENTS | 12,610 |
| | | | 100% | Alberta School Foundation Fund | Taxable Total: 107,130 |
| 922405130 | 13-NW-5-24-22-4 | 0.00 Acres | | | |
| | ME-D IMPROVEMENTS | | T 8 | DIP MACHINERY & EQUIPMENT | 27,760 |
| | NR-D | | T 106 | DIP NON-RES. LAND & IMPROVEMENTS | 39,890 |
| | | | 100% | Alberta School Foundation Fund | Taxable Total: 67,650 |
| 922407090 | 9-NE-7-24-22-4 | 0.00 Acres | | | |
| | ME-D IMPROVEMENTS | | T 8 | DIP MACHINERY & EQUIPMENT | 37,150 |
| | | | 100% | Alberta School Foundation Fund | Taxable Total: 37,150 |
| 922408150 | 15-NE-8-24-22-4 | 0.00 Acres | | | |
| | ME-D IMPROVEMENTS | | T 8 | DIP MACHINERY & EQUIPMENT | 72,880 |
| | NR-D | | T 106 | DIP NON-RES. LAND & IMPROVEMENTS | 9,580 |
| | | | 100% | Alberta School Foundation Fund | Taxable Total: 82,460 |
| 922410060 | 6-SW-10-24-22-4 | 0.00 Acres | | | |
| | ME-D IMPROVEMENTS | | T 8 | DIP MACHINERY & EQUIPMENT | 93,150 |
| | NR-D | | T 106 | DIP NON-RES. LAND & IMPROVEMENTS | 9,580 |
| | | | 100% | Alberta School Foundation Fund | Taxable Total: 102,730 |
| 922410130 | 13-NW-10-24-22-4 | 0.00 Acres | | | |
| | ME-D IMPROVEMENTS | | T 8 | DIP MACHINERY & EQUIPMENT | 107,280 |
| | NR-D | | T 106 | DIP NON-RES. LAND & IMPROVEMENTS | 14,030 |
| | | | 100% | Alberta School Foundation Fund | Taxable Total: 121,310 |



2020 Assessment Roll (Valuation Date 1-July, 2020) 2021 Taxation Year, Wheatland County

Assessment Year: 2020
Tax Year: 2021

| Roll | Legal Address | | | | Total |
|-----------|--------------------------|------------|-------|----------------------------------|-----------|
| 922412100 | 10-NE-12-24-22-4 | 0.00 Acres | | | |
| | ME-D IMPROVEMENTS | | T 8 | DIP MACHINERY & EQUIPMENT | 81,460 |
| | NR-D | | T 106 | DIP NON-RES. LAND & IMPROVEMENTS | 8,430 |
| | | | 100% | Alberta School Foundation Fund | |
| | | | | Taxable Total: | 89,890 |
| 922414060 | 6-SW-14-24-22-4 | 2.80 Acres | | | |
| | ME-D LAND & IMPROVEMENTS | | T 8 | DIP MACHINERY & EQUIPMENT | 1,002,470 |
| | NR-D | | T 106 | DIP NON-RES. LAND & IMPROVEMENTS | 194,580 |
| | | | 100% | Alberta School Foundation Fund | |
| | | | | Taxable Total: | 1,197,050 |
| 922415060 | 6-SW-15-24-22-4 | 4.60 Acres | | | |
| | | | | CROWFOOT SATELLITE #6 (3F) | |
| | ME-D LAND & IMPROVEMENTS | | T 8 | DIP MACHINERY & EQUIPMENT | 1,425,910 |
| | NR-D | | T 106 | DIP NON-RES. LAND & IMPROVEMENTS | 308,540 |
| | | | 100% | Alberta School Foundation Fund | |
| | | | | Taxable Total: | 1,734,450 |
| 922416020 | 2-SE-16-24-22-4 | 0.00 Acres | | | |
| | ME-D IMPROVEMENTS | | T 8 | DIP MACHINERY & EQUIPMENT | 80,020 |
| | NR-D | | T 106 | DIP NON-RES. LAND & IMPROVEMENTS | 11,050 |
| | | | 100% | Alberta School Foundation Fund | |
| | | | | Taxable Total: | 91,070 |
| 922416060 | 6-SW-16-24-22-4 | 0.00 Acres | | | |
| | NR-D IMPROVEMENTS | | T 106 | DIP NON-RES. LAND & IMPROVEMENTS | 19,670 |
| | | | 100% | Alberta School Foundation Fund | |
| 922416100 | 10-NE-16-24-22-4 | 0.00 Acres | | | |
| | ME-D IMPROVEMENTS | | T 8 | DIP MACHINERY & EQUIPMENT | 88,170 |
| | NR-D | | T 106 | DIP NON-RES. LAND & IMPROVEMENTS | 12,080 |
| | | | 100% | Alberta School Foundation Fund | |
| | | | | Taxable Total: | 100,250 |
| 922417070 | 7-SE-17-24-22-4 | 0.00 Acres | | | |
| | ME-D IMPROVEMENTS | | T 8 | DIP MACHINERY & EQUIPMENT | 86,540 |
| | NR-D | | T 106 | DIP NON-RES. LAND & IMPROVEMENTS | 11,140 |
| | | | 100% | Alberta School Foundation Fund | |
| | | | | Taxable Total: | 97,680 |



2020 Assessment Roll (Valuation Date 1-July, 2020) 2021 Taxation Year, Wheatland County

Assessment Year: 2020
Tax Year: 2021

| Roll | Legal Address | | | | | Total |
|-----------|--------------------------|------------|---------------------|-----|-------------------------------------|-----------|
| 922417160 | 16-NE-17-24-22-4 | 0.00 Acres | | | | |
| | ME-D IMPROVEMENTS | | T | 8 | DIP MACHINERY & EQUIPMENT | 78,360 |
| | NR-D | | T | 106 | DIP NON-RES. LAND & IMPROVEMENTS | 11,720 |
| | | | | | 100% Alberta School Foundation Fund | |
| | | | | | Taxable Total: | 90,080 |
| 922419110 | 11-NW-19-24-22-4 | 3.50 Acres | COMPRESSOR SITE | | | |
| | ME-D LAND & IMPROVEMENTS | | T | 8 | DIP MACHINERY & EQUIPMENT | 932,070 |
| | NR-D | | T | 106 | DIP NON-RES. LAND & IMPROVEMENTS | 233,290 |
| | | | | | 100% Alberta School Foundation Fund | |
| | | | | | Taxable Total: | 1,165,360 |
| 922420080 | 8-SE-20-24-22-4 | 1.05 Acres | | | | |
| | ME-D LAND & IMPROVEMENTS | | T | 8 | DIP MACHINERY & EQUIPMENT | 1,038,530 |
| | NR-D | | T | 106 | DIP NON-RES. LAND & IMPROVEMENTS | 177,080 |
| | | | | | 100% Alberta School Foundation Fund | |
| | | | | | Taxable Total: | 1,215,610 |
| 922420090 | 9-NE-20-24-22-4 | 0.00 Acres | D.H. 12-21-24-22-W4 | | | |
| | ME-D IMPROVEMENTS | | T | 8 | DIP MACHINERY & EQUIPMENT | |
| | | | | | 100% Alberta School Foundation Fund | |
| | | | | | Taxable Total: | 55,950 |
| 922422120 | 12-NW-22-24-22-4 | 0.00 Acres | | | | |
| | ME-D IMPROVEMENTS | | T | 8 | DIP MACHINERY & EQUIPMENT | 98,320 |
| | NR-D | | T | 106 | DIP NON-RES. LAND & IMPROVEMENTS | 11,420 |
| | | | | | 100% Alberta School Foundation Fund | |
| | | | | | Taxable Total: | 109,740 |
| 922423010 | 1-SE-23-24-22-4 | 0.00 Acres | | | | |
| | ME-D IMPROVEMENTS | | T | 8 | DIP MACHINERY & EQUIPMENT | 71,800 |
| | NR-D | | T | 106 | DIP NON-RES. LAND & IMPROVEMENTS | 9,710 |
| | | | | | 100% Alberta School Foundation Fund | |
| | | | | | Taxable Total: | 81,510 |
| 922426010 | 1-SE-26-24-22-4 | 2.00 Acres | | | | |
| | NR-D LAND & IMPROVEMENTS | | T | 106 | DIP NON-RES. LAND & IMPROVEMENTS | 203,240 |
| | | | | | 100% Alberta School Foundation Fund | |
| 922426011 | 1-SE-26-24-22-4 | 0.00 Acres | | | | |



2020 Assessment Roll (Valuation Date 1-July, 2020) 2021 Taxation Year, Wheatland County

Assessment Year: 2020
Tax Year: 2021

| Roll | Legal Address | | | | | | Total |
|-----------|------------------|------------|-------------------------------------|---|-----|----------------------------------|-------------------------|
| 922427050 | 5-SW-27-24-22-4 | 0.00 Acres | ME-D IMPROVEMENTS | T | 8 | DIP MACHINERY & EQUIPMENT | 106,880 |
| | | | NR-D | T | 106 | DIP NON-RES. LAND & IMPROVEMENTS | 13,320 |
| | | | 100% Alberta School Foundation Fund | | | | Taxable Total: |
| | | | | | | | 120,200 |
| 922427100 | 11-NW-27-24-22-4 | 0.00 Acres | ME-D IMPROVEMENTS | T | 8 | DIP MACHINERY & EQUIPMENT | 68,560 |
| | | | NR-D | T | 106 | DIP NON-RES. LAND & IMPROVEMENTS | 9,580 |
| | | | 100% Alberta School Foundation Fund | | | | Taxable Total: |
| | | | | | | | 78,140 |
| 922427120 | 12-NW-27-24-22-4 | 3.40 Acres | ME-D IMPROVEMENTS | T | 8 | DIP MACHINERY & EQUIPMENT | 61,010 |
| | | | NR-D | T | 106 | DIP NON-RES. LAND & IMPROVEMENTS | 9,980 |
| | | | 100% Alberta School Foundation Fund | | | | Taxable Total: |
| | | | | | | | 70,990 |
| 922431040 | 4-SW-31-24-22-4 | 0.00 Acres | | | | | PARFLESH SATELLITE (8B) |
| | | | ME-D LAND & IMPROVEMENTS | T | 8 | DIP MACHINERY & EQUIPMENT | 372,360 |
| | | | NR-D | T | 106 | DIP NON-RES. LAND & IMPROVEMENTS | 165,900 |
| | | | 100% Alberta School Foundation Fund | | | | Taxable Total: |
| 922431070 | 7-SE-31-24-22-4 | 0.00 Acres | | | | | 129,480 |
| | | | ME-D IMPROVEMENTS | T | 8 | DIP MACHINERY & EQUIPMENT | 12,610 |
| | | | NR-D | T | 106 | DIP NON-RES. LAND & IMPROVEMENTS | 142,090 |
| | | | 100% Alberta School Foundation Fund | | | | Taxable Total: |
| 922432040 | 4-SW-32-24-22-4 | 0.00 Acres | | | | | 65,120 |
| | | | ME-D IMPROVEMENTS | T | 8 | DIP MACHINERY & EQUIPMENT | 32,790 |
| | | | NR-D | T | 106 | DIP NON-RES. LAND & IMPROVEMENTS | 97,910 |
| | | | 100% Alberta School Foundation Fund | | | | Taxable Total: |
| 922434110 | 11-NW-34-24-22-4 | 0.00 Acres | | | | | 99,810 |
| | | | ME-D IMPROVEMENTS | T | 8 | DIP MACHINERY & EQUIPMENT | 13,140 |
| | | | NR-D | T | 106 | DIP NON-RES. LAND & IMPROVEMENTS | 112,950 |
| | | | 100% Alberta School Foundation Fund | | | | Taxable Total: |
| 922434110 | 11-NW-34-24-22-4 | 0.00 Acres | | | | | 69,920 |
| | | | ME-D IMPROVEMENTS | T | 8 | DIP MACHINERY & EQUIPMENT | |



2020 Assessment Roll (Valuation Date 1-July, 2020) 2021 Taxation Year, Wheatland County

Assessment Year: 2020
Tax Year: 2021

| Roll | Legal Address | | | | | | Total |
|-----------|-------------------|------------|---|------|----------------------------------|----------------|---------|
| | NR-D | | T | 106 | DIP NON-RES. LAND & IMPROVEMENTS | | 10,600 |
| | | | | 100% | Alberta School Foundation Fund | Taxable Total: | 80,520 |
| 922435150 | 15-NE-35-24-22-4 | 0.00 Acres | | | | | |
| | ME-D IMPROVEMENTS | | T | 8 | DIP MACHINERY & EQUIPMENT | | 121,260 |
| | NR-D | | T | 106 | DIP NON-RES. LAND & IMPROVEMENTS | | 19,000 |
| | | | | 100% | Alberta School Foundation Fund | Taxable Total: | 140,260 |
| 922436140 | 14-NW-36-24-22-4 | 0.00 Acres | | | | | |
| | ME-D IMPROVEMENTS | | T | 8 | DIP MACHINERY & EQUIPMENT | | 121,540 |
| | NR-D | | T | 106 | DIP NON-RES. LAND & IMPROVEMENTS | | 14,600 |
| | | | | 100% | Alberta School Foundation Fund | Taxable Total: | 136,140 |
| 922501070 | 7-SE-1-25-22-4 | 0.00 Acres | | | | | |
| | ME-D IMPROVEMENTS | | T | 8 | DIP MACHINERY & EQUIPMENT | | 71,800 |
| | NR-D | | T | 106 | DIP NON-RES. LAND & IMPROVEMENTS | | 9,710 |
| | | | | 100% | Alberta School Foundation Fund | Taxable Total: | 81,510 |
| 922501120 | 12-NW-1-25-22-4 | 0.00 Acres | | | | | |
| | ME-D IMPROVEMENTS | | T | 8 | DIP MACHINERY & EQUIPMENT | | 101,600 |
| | NR-D | | T | 106 | DIP NON-RES. LAND & IMPROVEMENTS | | 13,140 |
| | | | | 100% | Alberta School Foundation Fund | Taxable Total: | 114,740 |
| 922508140 | 14-NW-8-25-22-4 | 0.00 Acres | | | | | |
| | ME-D IMPROVEMENTS | | T | 8 | DIP MACHINERY & EQUIPMENT | | 180,660 |
| | NR-D | | T | 106 | DIP NON-RES. LAND & IMPROVEMENTS | | 24,330 |
| | | | | 100% | Alberta School Foundation Fund | Taxable Total: | 204,990 |
| 922510100 | 10-NE-10-25-22-4 | 0.00 Acres | | | | | |
| | ME-D IMPROVEMENTS | | T | 8 | DIP MACHINERY & EQUIPMENT | | 73,220 |
| | NR-D | | T | 106 | DIP NON-RES. LAND & IMPROVEMENTS | | 10,740 |
| | | | | 100% | Alberta School Foundation Fund | Taxable Total: | 83,960 |
| 922510130 | 13-NW-10-25-22-4 | 0.00 Acres | | | | | |
| | ME-D IMPROVEMENTS | | T | 8 | DIP MACHINERY & EQUIPMENT | | 333,750 |
| | NR-D | | T | 106 | DIP NON-RES. LAND & IMPROVEMENTS | | 18,630 |



2020 Assessment Roll (Valuation Date 1-July, 2020) 2021 Taxation Year, Wheatland County

Assessment Year: 2020
Tax Year: 2021

| Roll | Legal Address | | | | | Total |
|-----------|---------------------------------------|-------------------------------------|--|--|-----------|-------|
| | | 100% Alberta School Foundation Fund | Taxable Total: | | 352,380 | |
| 922512120 | 12-NW-12-25-22-4 251051 RGE RD 221 | 5.60 Acres | PARFLESH BAT./INJECTION (8A) Logic Gas Plant | | | |
| | ME-D LAND & IMPROVEMENTS | T 8 | DIP MACHINERY & EQUIPMENT | | 1,450,050 | |
| | NR-D | T 106 | DIP NON-RES. LAND & IMPROVEMENTS | | 713,490 | |
| | | 100% Alberta School Foundation Fund | Taxable Total: | | 2,163,540 | |
| 922515020 | 2-SE-15-25-22-4 | 0.00 Acres | | | | |
| | NR-D IMPROVEMENTS | T 106 | DIP NON-RES. LAND & IMPROVEMENTS | | 10,260 | |
| | | 100% Alberta School Foundation Fund | Taxable Total: | | | |
| 922516030 | 3-SW-16-25-22-4 | 0.00 Acres | D.H. 14-9-25-22W4 | | | |
| | ME-D IMPROVEMENTS | T 8 | DIP MACHINERY & EQUIPMENT | | 94,520 | |
| | NR-D | T 106 | DIP NON-RES. LAND & IMPROVEMENTS | | 12,430 | |
| | | 100% Alberta School Foundation Fund | Taxable Total: | | 106,950 | |
| 922517040 | 4-SW-17-25-22-4 | 0.00 Acres | | | | |
| | ME-D IMPROVEMENTS | T 8 | DIP MACHINERY & EQUIPMENT | | 729,170 | |
| | NR-D | T 106 | DIP NON-RES. LAND & IMPROVEMENTS | | 63,660 | |
| | | 100% Alberta School Foundation Fund | Taxable Total: | | 792,830 | |
| 922517050 | 5-SW-17-25-22-4 | 1.30 Acres | COMPRESSOR SITE | | | |
| | ME-D LAND & IMPROVEMENTS | T 8 | DIP MACHINERY & EQUIPMENT | | 838,250 | |
| | NR-D | T 106 | DIP NON-RES. LAND & IMPROVEMENTS | | 159,760 | |
| | | 100% Alberta School Foundation Fund | Taxable Total: | | 998,010 | |
| 922518020 | 7-SE-18-25-22-4 | 0.00 Acres | | | | |
| | ME-D IMPROVEMENTS | T 8 | DIP MACHINERY & EQUIPMENT | | 76,320 | |
| | NR-D | T 106 | DIP NON-RES. LAND & IMPROVEMENTS | | 9,710 | |
| | | 100% Alberta School Foundation Fund | Taxable Total: | | 86,030 | |
| 922520090 | 9-NE-20-25-22-4 | 0.00 Acres | | | | |
| | ME-D IMPROVEMENTS | T 8 | DIP MACHINERY & EQUIPMENT | | 129,320 | |
| | NR-D | T 106 | DIP NON-RES. LAND & IMPROVEMENTS | | 14,560 | |
| | | 100% Alberta School Foundation Fund | Taxable Total: | | 143,880 | |



2020 Assessment Roll (Valuation Date 1-July, 2020) 2021 Taxation Year, Wheatland County

Assessment Year: 2020
Tax Year: 2021

| Roll | Legal Address | | | | Total |
|-----------|--------------------------|------------|-------|--------------------------------------|--------------------------|
| 922524160 | 16-NE-24-25-22-4 | 0.00 Acres | | | |
| | ME-D IMPROVEMENTS | | T 8 | DIP MACHINERY & EQUIPMENT | 81,310 |
| | NR-D | | T 106 | DIP NON-RES. LAND & IMPROVEMENTS | 12,090 |
| | | | 100% | Alberta School Foundation Fund | Taxable Total: 93,400 |
| 922525010 | 1-SE-25-25-22-4 | 0.00 Acres | | | |
| | ME-D IMPROVEMENTS | | T 8 | DIP MACHINERY & EQUIPMENT | 78,010 |
| | NR-D | | T 106 | DIP NON-RES. LAND & IMPROVEMENTS | 9,980 |
| | | | 100% | Alberta School Foundation Fund | Taxable Total: 87,990 |
| 922527020 | 2-SE-27-25-22-4 | 0.00 Acres | | | |
| | ME-D IMPROVEMENTS | | T 8 | DIP MACHINERY & EQUIPMENT | 943,530 |
| | NR-D | | T 106 | DIP NON-RES. LAND & IMPROVEMENTS | 92,680 |
| | | | 100% | Alberta School Foundation Fund | Taxable Total: 1,036,210 |
| 922527030 | 3-SW-27-25-22-4 | 0.00 Acres | | | |
| | ME-D IMPROVEMENTS | | T 8 | DIP MACHINERY & EQUIPMENT | 104,320 |
| | NR-D | | T 106 | DIP NON-RES. LAND & IMPROVEMENTS | 11,770 |
| | | | 100% | Alberta School Foundation Fund | Taxable Total: 116,090 |
| 922528020 | 2-SE-28-25-22-4 | 1.00 Acres | | Tower- CCI wireless | |
| | NR LAND & IMPROVEMENTS | | T 105 | NON-RESEIDENTIAL LAND & IMPROVEMENTS | 243,970 |
| | | | 100% | Alberta School Foundation Fund | Taxable Total: 243,970 |
| 922528021 | 2-SE-28-25-22-4 | 0.00 Acres | | | |
| | ME-D IMPROVEMENTS | | T 8 | DIP MACHINERY & EQUIPMENT | 443,890 |
| | NR-D | | T 106 | DIP NON-RES. LAND & IMPROVEMENTS | 19,670 |
| | | | 100% | Alberta School Foundation Fund | Taxable Total: 463,560 |
| 922528090 | 9-NE-28-25-22-4 | 1.25 Acres | | COMPRESSOR SITE | |
| | ME-D LAND & IMPROVEMENTS | | T 8 | DIP MACHINERY & EQUIPMENT | 864,130 |
| | NR-D | | T 106 | DIP NON-RES. LAND & IMPROVEMENTS | 169,230 |
| | | | 100% | Alberta School Foundation Fund | Taxable Total: 1,033,360 |



2020 Assessment Roll (Valuation Date 1-July, 2020) 2021 Taxation Year, Wheatland County

Assessment Year: 2020
Tax Year: 2021

| Roll | Legal Address | Total |
|-----------|---|-----------------|
| 922533160 | 16-NE-33-25-22-4 0.00 Acres | |
| | NR-D IMPROVEMENTS T 106 DIP NON-RES. LAND & IMPROVEMENTSTaxable Total: 100% Alberta School Foundation Fund | 44,480 |
| 922534140 | 14-NW-34-25-22-4 0.00 Acres | |
| | ME-D IMPROVEMENTS T 8 DIP MACHINERY & EQUIPMENT | 76,320 |
| | NR-D T 106 DIP NON-RES. LAND & IMPROVEMENTS | 9,710 |
| | 100% Alberta School Foundation Fund Taxable Total: | 86,030 |
| 922535150 | 15-NE-35-25-22-4 1.00 Acres | COMPRESSOR SITE |
| | ME-D LAND & IMPROVEMENTS T 8 DIP MACHINERY & EQUIPMENT | 658,190 |
| | NR-D T 106 DIP NON-RES. LAND & IMPROVEMENTS | 156,430 |
| | 100% Alberta School Foundation Fund Taxable Total: | 814,620 |
| 922536070 | 7-SE-36-25-22-4 0.00 Acres | |
| | ME-D IMPROVEMENTS T 8 DIP MACHINERY & EQUIPMENT | 72,880 |
| | NR-D T 106 DIP NON-RES. LAND & IMPROVEMENTS | 9,580 |
| | 100% Alberta School Foundation Fund Taxable Total: | 82,460 |
| 922536150 | 15-NE-36-25-22-4 0.00 Acres | |
| | ME-D IMPROVEMENTS T 8 DIP MACHINERY & EQUIPMENT | 98,080 |
| | NR-D T 106 DIP NON-RES. LAND & IMPROVEMENTS | 10,030 |
| | 100% Alberta School Foundation Fund Taxable Total: | 108,110 |
| 922601040 | 4-SW-1-26-22-4 0.00 Acres | |
| | NR-D IMPROVEMENTS T 106 DIP NON-RES. LAND & IMPROVEMENTSTaxable Total: 100% Alberta School Foundation Fund | 12,090 |
| 922602010 | 1-SE-2-26-22-4 0.00 Acres | |
| | ME-D IMPROVEMENTS T 8 DIP MACHINERY & EQUIPMENT | 87,670 |
| | NR-D T 106 DIP NON-RES. LAND & IMPROVEMENTS | 12,610 |
| | 100% Alberta School Foundation Fund Taxable Total: | 100,280 |
| 922602150 | 15-NE-2-26-22-4 0.00 Acres | |



2020 Assessment Roll (Valuation Date 1-July, 2020) 2021 Taxation Year, Wheatland County

Assessment Year: 2020
Tax Year: 2021

| Roll | Legal Address | | | | | Total |
|-----------|--------------------------|------------|---|------|----------------------------------|------------------------|
| | ME-D IMPROVEMENTS | | T | 8 | DIP MACHINERY & EQUIPMENT | 92,420 |
| | NR-D | | T | 106 | DIP NON-RES. LAND & IMPROVEMENTS | 8,910 |
| | | | | 100% | Alberta School Foundation Fund | Taxable Total: 101,330 |
| 922603100 | 10-NE-3-26-22-4 | 0.00 Acres | | | | |
| | ME-D IMPROVEMENTS | | T | 8 | DIP MACHINERY & EQUIPMENT | 128,440 |
| | NR-D | | T | 106 | DIP NON-RES. LAND & IMPROVEMENTS | 10,030 |
| | | | | 100% | Alberta School Foundation Fund | Taxable Total: 138,470 |
| 922603110 | 11-NW-3-26-22-4 | 0.00 Acres | | | | |
| | NR-D IMPROVEMENTS | | T | 106 | DIP NON-RES. LAND & IMPROVEMENTS | 12,090 |
| | | | | 100% | Alberta School Foundation Fund | Taxable Total: 12,090 |
| 922604040 | 4-SW-4-26-22-4 | 0.00 Acres | | | | |
| | ME-D IMPROVEMENTS | | T | 8 | DIP MACHINERY & EQUIPMENT | 129,800 |
| | NR-D | | T | 106 | DIP NON-RES. LAND & IMPROVEMENTS | 15,880 |
| | | | | 100% | Alberta School Foundation Fund | Taxable Total: 145,680 |
| 922605080 | 8-SE-5-26-22-4 | 3.12 Acres | | | | |
| | ME-D LAND & IMPROVEMENTS | | T | 8 | DIP MACHINERY & EQUIPMENT | 688,120 |
| | NR-D | | T | 106 | DIP NON-RES. LAND & IMPROVEMENTS | 246,800 |
| | | | | 100% | Alberta School Foundation Fund | Taxable Total: 934,920 |
| 922610070 | 7-SE-10-26-22-4 | 0.00 Acres | | | | |
| | ME-D IMPROVEMENTS | | T | 8 | DIP MACHINERY & EQUIPMENT | 73,770 |
| | NR-D | | T | 106 | DIP NON-RES. LAND & IMPROVEMENTS | 10,030 |
| | | | | 100% | Alberta School Foundation Fund | Taxable Total: 83,800 |
| 922610110 | 11-NW-10-26-22-4 | 0.00 Acres | | | | |
| | ME-D IMPROVEMENTS | | T | 8 | DIP MACHINERY & EQUIPMENT | 84,170 |
| | NR-D | | T | 106 | DIP NON-RES. LAND & IMPROVEMENTS | 9,980 |
| | | | | 100% | Alberta School Foundation Fund | Taxable Total: 94,150 |
| 922611010 | 1-SE-11-26-22-4 | 0.00 Acres | | | | |
| | ME-D IMPROVEMENTS | | T | 8 | DIP MACHINERY & EQUIPMENT | 101,380 |
| | NR-D | | T | 106 | DIP NON-RES. LAND & IMPROVEMENTS | 12,610 |



2020 Assessment Roll (Valuation Date 1-July, 2020) 2021 Taxation Year, Wheatland County

Assessment Year: 2020
Tax Year: 2021

| Roll | Legal Address | | | | Total |
|-----------|--------------------------|------------|--|----------------------|---------|
| | | | 100% Alberta School Foundation Fund | Taxable Total: | 113,990 |
| 922611030 | 3-SW-11-26-22-4 | 0.00 Acres | | | |
| | NR-D IMPROVEMENTS | | T 106 DIP NON-RES. LAND & IMPROVEMENTS | Taxable Total: | 12,090 |
| | | | 100% Alberta School Foundation Fund | | |
| 922611110 | 11-NW-11-26-22-4 | 0.00 Acres | | | |
| | ME-D IMPROVEMENTS | | T 8 DIP MACHINERY & EQUIPMENT | | 94,090 |
| | NR-D | | T 106 DIP NON-RES. LAND & IMPROVEMENTS | | 10,030 |
| | | | 100% Alberta School Foundation Fund | Taxable Total: | 104,120 |
| 922612110 | 11-NW-12-26-22-4 | 0.14 Acres | | SVERERN PUMP STATION | |
| | NR-D LAND & IMPROVEMENTS | | T 106 DIP NON-RES. LAND & IMPROVEMENTS | Taxable Total: | 23,360 |
| | | | 100% Alberta School Foundation Fund | | |
| 922613140 | 14-NW-13-26-22-4 | 0.00 Acres | | | |
| | NR-D IMPROVEMENTS | | T 106 DIP NON-RES. LAND & IMPROVEMENTS | Taxable Total: | 12,770 |
| | | | 100% Alberta School Foundation Fund | | |
| 922614040 | 4-SW-14-26-22-4 | 0.00 Acres | | | |
| | ME-D IMPROVEMENTS | | T 8 DIP MACHINERY & EQUIPMENT | | 111,160 |
| | NR-D | | T 106 DIP NON-RES. LAND & IMPROVEMENTS | | 13,680 |
| | | | 100% Alberta School Foundation Fund | Taxable Total: | 124,840 |
| 922614060 | 6-SW-14-26-22-4 | 2.00 Acres | | COMPRESSOR SITE | |
| | ME-D LAND & IMPROVEMENTS | | T 8 DIP MACHINERY & EQUIPMENT | | 631,910 |
| | NR-D | | T 106 DIP NON-RES. LAND & IMPROVEMENTS | | 164,320 |
| | | | 100% Alberta School Foundation Fund | Taxable Total: | 796,230 |
| 922614160 | 16-NE-14-26-22-4 | 0.00 Acres | | | |
| | ME-D IMPROVEMENTS | | T 8 DIP MACHINERY & EQUIPMENT | | 77,740 |
| | NR-D | | T 106 DIP NON-RES. LAND & IMPROVEMENTS | | 11,770 |
| | | | 100% Alberta School Foundation Fund | Taxable Total: | 89,510 |
| 922616070 | 7-SE-16-26-22-4 | 0.00 Acres | | | |



2020 Assessment Roll (Valuation Date 1-July, 2020) 2021 Taxation Year, Wheatland County

Assessment Year: 2020
Tax Year: 2021

| Roll | Legal Address | | | | | | Total |
|-----------|--------------------------|------------|---|------|----------------------------------|----------------|-----------|
| 922617060 | ME-D IMPROVEMENTS | | T | 8 | DIP MACHINERY & EQUIPMENT | | 99,090 |
| | NR-D | | T | 106 | DIP NON-RES. LAND & IMPROVEMENTS | | 12,770 |
| | | | | 100% | Alberta School Foundation Fund | Taxable Total: | 111,860 |
| | 6-SW-17-26-22-4 | 5.50 Acres | REDLAND SEVERN COMPRESS. (9D) Severn Compressor Station | | | | |
| 922617120 | ME-D LAND & IMPROVEMENTS | | T | 8 | DIP MACHINERY & EQUIPMENT | | 4,800,450 |
| | NR-D | | T | 106 | DIP NON-RES. LAND & IMPROVEMENTS | | 1,657,920 |
| | | | | 100% | Alberta School Foundation Fund | Taxable Total: | 6,458,370 |
| | 12-NW-17-26-22-4 | 0.25 Acres | | | | | |
| 922618100 | ME-D LAND & IMPROVEMENTS | | T | 8 | DIP MACHINERY & EQUIPMENT | | 197,340 |
| | NR-D | | T | 106 | DIP NON-RES. LAND & IMPROVEMENTS | | 113,970 |
| | | | | 100% | Alberta School Foundation Fund | Taxable Total: | 311,310 |
| | 10-NE-18-26-22-4 | 0.00 Acres | | | | | |
| 922619070 | ME-D IMPROVEMENTS | | T | 8 | DIP MACHINERY & EQUIPMENT | | 101,120 |
| | NR-D | | T | 106 | DIP NON-RES. LAND & IMPROVEMENTS | | 12,430 |
| | | | | 100% | Alberta School Foundation Fund | Taxable Total: | 113,550 |
| | 7-SE-19-26-22-4 | 0.00 Acres | | | | | |
| 922620040 | ME-D IMPROVEMENTS | | T | 8 | DIP MACHINERY & EQUIPMENT | | 86,540 |
| | NR-D | | T | 106 | DIP NON-RES. LAND & IMPROVEMENTS | | 11,140 |
| | | | | 100% | Alberta School Foundation Fund | Taxable Total: | 97,680 |
| | 4-SW-20-26-22-4 | 0.00 Acres | | | | | |
| 922620080 | ME-D IMPROVEMENTS | | T | 8 | DIP MACHINERY & EQUIPMENT | | 102,600 |
| | NR-D | | T | 106 | DIP NON-RES. LAND & IMPROVEMENTS | | 12,080 |
| | | | | 100% | Alberta School Foundation Fund | Taxable Total: | 114,680 |
| | 8-SE-20-26-22-4 | 0.00 Acres | | | | | |
| 922621070 | ME-D IMPROVEMENTS | | T | 8 | DIP MACHINERY & EQUIPMENT | | 76,320 |
| | NR-D | | T | 106 | DIP NON-RES. LAND & IMPROVEMENTS | | 9,710 |
| | | | | 100% | Alberta School Foundation Fund | Taxable Total: | 86,030 |
| | 7-SE-21-26-22-4 | 0.00 Acres | | | | | |
| | ME-D IMPROVEMENTS | | T | 8 | DIP MACHINERY & EQUIPMENT | | 86,540 |



2020 Assessment Roll (Valuation Date 1-July, 2020) 2021 Taxation Year, Wheatland County

Assessment Year: 2020
Tax Year: 2021

| Roll | Legal Address | | | | | | Total |
|-----------|-------------------|------------|------------------|----------------------------------|----------------|--|---------|
| | NR-D | | T 106 | DIP NON-RES. LAND & IMPROVEMENTS | | | 11,140 |
| | | | 100% | Alberta School Foundation Fund | Taxable Total: | | 97,680 |
| 922622060 | 6-SW-22-26-22-4 | 0.00 Acres | | | | | |
| | ME-D IMPROVEMENTS | | T 8 | DIP MACHINERY & EQUIPMENT | | | 76,500 |
| | NR-D | | T 106 | DIP NON-RES. LAND & IMPROVEMENTS | | | 8,910 |
| | | | 100% | Alberta School Foundation Fund | Taxable Total: | | 85,410 |
| 922622140 | 14-NW-22-26-22-4 | 0.00 Acres | | | | | |
| | ME-D IMPROVEMENTS | | T 8 | DIP MACHINERY & EQUIPMENT | | | 101,120 |
| | NR-D | | T 106 | DIP NON-RES. LAND & IMPROVEMENTS | | | 12,610 |
| | | | 100% | Alberta School Foundation Fund | Taxable Total: | | 113,730 |
| 922622160 | 16-NE-22-26-22-4 | 0.00 Acres | | | | | |
| | ME-D IMPROVEMENTS | | T 8 | DIP MACHINERY & EQUIPMENT | | | 72,880 |
| | NR-D | | T 106 | DIP NON-RES. LAND & IMPROVEMENTS | | | 9,580 |
| | | | 100% | Alberta School Foundation Fund | Taxable Total: | | 82,460 |
| 922623060 | 6-SW-23-26-22-4 | 0.00 Acres | | | | | |
| | NR-D IMPROVEMENTS | | T 106 | DIP NON-RES. LAND & IMPROVEMENTS | Taxable Total: | | 8,910 |
| | | | 100% | Alberta School Foundation Fund | | | |
| 922624120 | 12-NW-24-26-22-4 | 0.00 Acres | | | | | |
| | | | D/H 8-23-26-22W4 | | | | |
| | ME-D IMPROVEMENTS | | T 8 | DIP MACHINERY & EQUIPMENT | | | 72,880 |
| | NR-D | | T 106 | DIP NON-RES. LAND & IMPROVEMENTS | | | 9,580 |
| | | | 100% | Alberta School Foundation Fund | Taxable Total: | | 82,460 |
| 922625160 | 16-NE-25-26-22-4 | 0.00 Acres | | | | | |
| | ME-D IMPROVEMENTS | | T 8 | DIP MACHINERY & EQUIPMENT | | | 81,310 |
| | NR-D | | T 106 | DIP NON-RES. LAND & IMPROVEMENTS | | | 12,090 |
| | | | 100% | Alberta School Foundation Fund | Taxable Total: | | 93,400 |
| 922627070 | 7-SE-27-26-22-4 | 0.00 Acres | | | | | |
| | NR-D IMPROVEMENTS | | T 106 | DIP NON-RES. LAND & IMPROVEMENTS | Taxable Total: | | 3,560 |
| | | | 100% | Alberta School Foundation Fund | | | |



2020 Assessment Roll (Valuation Date 1-July, 2020) 2021 Taxation Year, Wheatland County

Assessment Year: 2020
Tax Year: 2021

| Roll | Legal Address | | | Total |
|-----------|--------------------------|-------------------------------------|----------------------------------|---------|
| 922627120 | 12-NW-27-26-22-4 | 0.00 Acres | | |
| | ME-D IMPROVEMENTS | T 8 | DIP MACHINERY & EQUIPMENT | 98,720 |
| | NR-D | T 106 | DIP NON-RES. LAND & IMPROVEMENTS | 24,550 |
| | | 100% Alberta School Foundation Fund | Taxable Total: | 123,270 |
| 922627150 | 15-NE-27-26-22-4 | 2.00 Acres | COMPRESSOR SITE | |
| | ME-D LAND & IMPROVEMENTS | T 8 | DIP MACHINERY & EQUIPMENT | 747,010 |
| | NR-D | T 106 | DIP NON-RES. LAND & IMPROVEMENTS | 168,240 |
| | | 100% Alberta School Foundation Fund | Taxable Total: | 915,250 |
| 922628060 | 6-SW-28-26-22-4 | 0.00 Acres | | |
| | ME-D IMPROVEMENTS | T 8 | DIP MACHINERY & EQUIPMENT | 50,490 |
| | NR-D | T 106 | DIP NON-RES. LAND & IMPROVEMENTS | 17,160 |
| | | 100% Alberta School Foundation Fund | Taxable Total: | 67,650 |
| 922630100 | 10-NE-30-26-22-4 | 0.00 Acres | | |
| | NR-D IMPROVEMENTS | T 106 | DIP NON-RES. LAND & IMPROVEMENTS | 7,480 |
| | | 100% Alberta School Foundation Fund | Taxable Total: | |
| 922631110 | 11-NW-31-26-22-4 | 0.00 Acres | | |
| | ME-D IMPROVEMENTS | T 8 | DIP MACHINERY & EQUIPMENT | 85,010 |
| | NR-D | T 106 | DIP NON-RES. LAND & IMPROVEMENTS | 10,110 |
| | | 100% Alberta School Foundation Fund | Taxable Total: | 95,120 |
| 922632130 | 13-NW-32-26-22-4 | 0.00 Acres | | |
| | NR-D IMPROVEMENTS | T 106 | DIP NON-RES. LAND & IMPROVEMENTS | 7,840 |
| | | 100% Alberta School Foundation Fund | Taxable Total: | |
| 922634160 | 16-NE-34-26-22-4 | 0.00 Acres | | |
| | ME-D IMPROVEMENTS | T 8 | DIP MACHINERY & EQUIPMENT | 101,120 |
| | NR-D | T 106 | DIP NON-RES. LAND & IMPROVEMENTS | 12,430 |
| | | 100% Alberta School Foundation Fund | Taxable Total: | 113,550 |
| 922635160 | 16-NE-35-26-22-4 | 0.00 Acres | | |



2020 Assessment Roll (Valuation Date 1-July, 2020) 2021 Taxation Year, Wheatland County

Assessment Year: 2020
Tax Year: 2021

| Roll | Legal Address | | | | | Total |
|-----------|----------------------------|--------------------------|-------|----------------------------------|----------------|-----------|
| 922636060 | 6-SW-36-26-22-4 0.00 Acres | NR-D IMPROVEMENTS | T 106 | DIP NON-RES. LAND & IMPROVEMENTS | Taxable Total: | 4,840 |
| | | | 100% | Alberta School Foundation Fund | | |
| | | | | | | |
| 922636080 | 8-SE-36-26-22-4 0.00 Acres | ME-D IMPROVEMENTS | T 8 | DIP MACHINERY & EQUIPMENT | | 107,520 |
| | | NR-D | T 106 | DIP NON-RES. LAND & IMPROVEMENTS | | 12,110 |
| | | | 100% | Alberta School Foundation Fund | Taxable Total: | 119,630 |
| 922701070 | 7-SE-1-27-22-4 0.00 Acres | ME-D IMPROVEMENTS | T 8 | DIP MACHINERY & EQUIPMENT | | 81,310 |
| | | NR-D | T 106 | DIP NON-RES. LAND & IMPROVEMENTS | | 12,090 |
| | | | 100% | Alberta School Foundation Fund | Taxable Total: | 93,400 |
| 922701150 | 15-NE-1-27-22-4 0.00 Acres | ME-D IMPROVEMENTS | T 8 | DIP MACHINERY & EQUIPMENT | | 81,310 |
| | | NR-D | T 106 | DIP NON-RES. LAND & IMPROVEMENTS | | 12,090 |
| | | | 100% | Alberta School Foundation Fund | Taxable Total: | 93,400 |
| 922702140 | 14-NW-2-27-22-4 0.00 Acres | ME-D IMPROVEMENTS | T 8 | DIP MACHINERY & EQUIPMENT | | 72,880 |
| | | NR-D | T 106 | DIP NON-RES. LAND & IMPROVEMENTS | | 9,580 |
| | | | 100% | Alberta School Foundation Fund | Taxable Total: | 82,460 |
| 922703100 | 10-NE-3-27-22-4 0.00 Acres | NR-D IMPROVEMENTS | T 106 | DIP NON-RES. LAND & IMPROVEMENTS | Taxable Total: | 30,720 |
| | | | 100% | Alberta School Foundation Fund | | |
| | | | | | | |
| 922705100 | 10-NE-5-27-22-4 2.60 Acres | NR-D IMPROVEMENTS | T 106 | DIP NON-RES. LAND & IMPROVEMENTS | Taxable Total: | 26,500 |
| | | | 100% | Alberta School Foundation Fund | | |
| | | | | | | |
| 922705100 | 10-NE-5-27-22-4 2.60 Acres | ME-D LAND & IMPROVEMENTS | T 8 | DIP MACHINERY & EQUIPMENT | | 971,490 |
| | | NR-D | T 106 | DIP NON-RES. LAND & IMPROVEMENTS | | 173,140 |
| | | | 100% | Alberta School Foundation Fund | Taxable Total: | 1,144,630 |

Compressor Station



2020 Assessment Roll (Valuation Date 1-July, 2020) 2021 Taxation Year, Wheatland County

Assessment Year: 2020
Tax Year: 2021

| Roll | Legal Address | | | | Total |
|-----------|--------------------------|------------|-------|-------------------------------------|-----------|
| 922706030 | 3-SW-6-27-22-4 | 0.00 Acres | | | |
| | ME-D IMPROVEMENTS | | T 8 | DIP MACHINERY & EQUIPMENT | 104,370 |
| | NR-D | | T 106 | DIP NON-RES. LAND & IMPROVEMENTS | 13,500 |
| | | | | 100% Alberta School Foundation Fund | |
| | | | | Taxable Total: | 117,870 |
| 922707070 | 7-SE-7-27-22-4 | 0.00 Acres | | Downhole 6-7-27-22 W4 | |
| | ME-D IMPROVEMENTS | | T 8 | DIP MACHINERY & EQUIPMENT | |
| | | | | 100% Alberta School Foundation Fund | |
| | | | | Taxable Total: | 87,240 |
| 922708070 | 7-SE-8-27-22-4 | 0.00 Acres | | | |
| | ME-D IMPROVEMENTS | | T 8 | DIP MACHINERY & EQUIPMENT | 235,370 |
| | NR-D | | T 106 | DIP NON-RES. LAND & IMPROVEMENTS | 15,730 |
| | | | | 100% Alberta School Foundation Fund | |
| | | | | Taxable Total: | 251,100 |
| 922712060 | 6-SW-12-27-22-4 | 0.00 Acres | | | |
| | ME-D IMPROVEMENTS | | T 8 | DIP MACHINERY & EQUIPMENT | 101,120 |
| | NR-D | | T 106 | DIP NON-RES. LAND & IMPROVEMENTS | 12,610 |
| | | | | 100% Alberta School Foundation Fund | |
| | | | | Taxable Total: | 113,730 |
| 922713020 | 2-SE-13-27-22-4 | 0.00 Acres | | | |
| | ME-D IMPROVEMENTS | | T 8 | DIP MACHINERY & EQUIPMENT | 115,820 |
| | NR-D | | T 106 | DIP NON-RES. LAND & IMPROVEMENTS | 14,390 |
| | | | | 100% Alberta School Foundation Fund | |
| | | | | Taxable Total: | 130,210 |
| 922713070 | 7-SE-13-27-22-4 | 2.00 Acres | | COMPRESSOR SITE Compressor Station | |
| | ME-D LAND & IMPROVEMENTS | | T 8 | DIP MACHINERY & EQUIPMENT | 1,325,080 |
| | NR-D | | T 106 | DIP NON-RES. LAND & IMPROVEMENTS | 365,990 |
| | | | | 100% Alberta School Foundation Fund | |
| | | | | Taxable Total: | 1,691,070 |
| 922713150 | 15-NE-13-27-22-4 | 0.00 Acres | | | |
| | NR-D IMPROVEMENTS | | T 106 | DIP NON-RES. LAND & IMPROVEMENTS | |
| | | | | 100% Alberta School Foundation Fund | |
| | | | | Taxable Total: | 5,260 |
| 922714030 | 3-SW-14-27-22-4 | 0.00 Acres | | | |



2020 Assessment Roll (Valuation Date 1-July, 2020) 2021 Taxation Year, Wheatland County

Assessment Year: 2020
Tax Year: 2021

| Roll | Legal Address | | | | | | Total |
|-----------|-------------------|------------|-----------------------|-----|-------------------------------------|----------------|---------|
| | ME-D IMPROVEMENTS | | T | 8 | DIP MACHINERY & EQUIPMENT | Taxable Total: | 45,310 |
| | | | | | 100% Alberta School Foundation Fund | | |
| 922714070 | 7-SE-14-27-22-4 | 0.00 Acres | | | | | |
| | ME-D IMPROVEMENTS | | T | 8 | DIP MACHINERY & EQUIPMENT | Taxable Total: | 45,310 |
| | | | | | 100% Alberta School Foundation Fund | | |
| 922714140 | 14-NW-14-27-22-4 | 0.00 Acres | | | | | |
| | ME-D IMPROVEMENTS | | T | 8 | DIP MACHINERY & EQUIPMENT | | 115,690 |
| | NR-D | | T | 106 | DIP NON-RES. LAND & IMPROVEMENTS | | 14,030 |
| | | | | | 100% Alberta School Foundation Fund | Taxable Total: | 129,720 |
| 922715080 | 8-SE-15-27-22-4 | 0.00 Acres | | | | | |
| | | | Downhole 10-22 | | | | |
| | ME-D IMPROVEMENTS | | T | 8 | DIP MACHINERY & EQUIPMENT | | 117,480 |
| | NR-D | | T | 106 | DIP NON-RES. LAND & IMPROVEMENTS | | 15,320 |
| | | | | | 100% Alberta School Foundation Fund | Taxable Total: | 132,800 |
| 922715120 | 12-NW-15-27-22-4 | 0.00 Acres | | | | | |
| | ME-D IMPROVEMENTS | | T | 8 | DIP MACHINERY & EQUIPMENT | | 117,480 |
| | NR-D | | T | 106 | DIP NON-RES. LAND & IMPROVEMENTS | | 15,320 |
| | | | | | 100% Alberta School Foundation Fund | Taxable Total: | 132,800 |
| 922717080 | 8-SE-17-27-22-4 | 0.00 Acres | | | | | |
| | ME-D IMPROVEMENTS | | T | 8 | DIP MACHINERY & EQUIPMENT | | 88,170 |
| | NR-D | | T | 106 | DIP NON-RES. LAND & IMPROVEMENTS | | 12,080 |
| | | | | | 100% Alberta School Foundation Fund | Taxable Total: | 100,250 |
| 922719080 | 8-SE-19-27-22-4 | 0.00 Acres | | | | | |
| | | | Downhole 2-19-27-22W4 | | | | |
| | NR-D IMPROVEMENTS | | T | 106 | DIP NON-RES. LAND & IMPROVEMENTS | Taxable Total: | 13,680 |
| | | | | | 100% Alberta School Foundation Fund | | |
| 922720010 | 1-SE-20-27-22-4 | 0.00 Acres | | | | | |
| | ME-D IMPROVEMENTS | | T | 8 | DIP MACHINERY & EQUIPMENT | | 122,490 |
| | NR-D | | T | 106 | DIP NON-RES. LAND & IMPROVEMENTS | | 14,390 |
| | | | | | 100% Alberta School Foundation Fund | Taxable Total: | 136,880 |



2020 Assessment Roll (Valuation Date 1-July, 2020) 2021 Taxation Year, Wheatland County

Assessment Year: 2020
Tax Year: 2021

| Roll | Legal Address | | | | Total |
|-----------|-------------------|-------------------------------------|----------------------------------|--|---------|
| 922720060 | 6-SW-20-27-22-4 | 0.00 Acres | Downhole 4-20 | | |
| | ME-D IMPROVEMENTS | T 8 | DIP MACHINERY & EQUIPMENT | | 117,480 |
| | NR-D | T 106 | DIP NON-RES. LAND & IMPROVEMENTS | | 15,320 |
| | | 100% Alberta School Foundation Fund | Taxable Total: | | 132,800 |
| 922720140 | 14-NW-20-27-22-4 | 0.00 Acres | | | |
| | ME-D IMPROVEMENTS | T 8 | DIP MACHINERY & EQUIPMENT | | 189,590 |
| | NR-D | T 106 | DIP NON-RES. LAND & IMPROVEMENTS | | 15,320 |
| | | 100% Alberta School Foundation Fund | Taxable Total: | | 204,910 |
| 922721100 | 10-NE-21-27-22-4 | 0.00 Acres | Downhole 9-21-27-22W4 | | |
| | ME-D IMPROVEMENTS | T 8 | DIP MACHINERY & EQUIPMENT | | 111,160 |
| | NR-D | T 106 | DIP NON-RES. LAND & IMPROVEMENTS | | 13,680 |
| | | 100% Alberta School Foundation Fund | Taxable Total: | | 124,840 |
| 922721140 | 14-NW-21-27-22-4 | 0.00 Acres | | | |
| | ME-D IMPROVEMENTS | T 8 | DIP MACHINERY & EQUIPMENT | | 90,760 |
| | NR-D | T 106 | DIP NON-RES. LAND & IMPROVEMENTS | | 12,430 |
| | | 100% Alberta School Foundation Fund | Taxable Total: | | 103,190 |
| 922721160 | 16-NE-21-27-22-4 | 0.00 Acres | | | |
| | ME-D IMPROVEMENTS | T 8 | DIP MACHINERY & EQUIPMENT | | 99,810 |
| | NR-D | T 106 | DIP NON-RES. LAND & IMPROVEMENTS | | 13,140 |
| | | 100% Alberta School Foundation Fund | Taxable Total: | | 112,950 |
| 922722090 | 9-NE-22-27-22-4 | 0.00 Acres | | | |
| | ME-D IMPROVEMENTS | T 8 | DIP MACHINERY & EQUIPMENT | | 95,280 |
| | NR-D | T 106 | DIP NON-RES. LAND & IMPROVEMENTS | | 12,960 |
| | | 100% Alberta School Foundation Fund | Taxable Total: | | 108,240 |
| 922722110 | 11-NW-22-27-22-4 | 0.00 Acres | | | |
| | ME-D IMPROVEMENTS | T 8 | DIP MACHINERY & EQUIPMENT | | 115,690 |
| | NR-D | T 106 | DIP NON-RES. LAND & IMPROVEMENTS | | 14,030 |
| | | 100% Alberta School Foundation Fund | Taxable Total: | | 129,720 |



2020 Assessment Roll (Valuation Date 1-July, 2020)
2021 Taxation Year, Wheatland County

Assessment Year: 2020
Tax Year: 2021

| Roll | Legal Address | | | | Total |
|-----------|-------------------|------------|-------|-------------------------------------|---------|
| 922723060 | 6-SW-23-27-22-4 | 0.00 Acres | | | |
| | ME-D IMPROVEMENTS | | T 8 | DIP MACHINERY & EQUIPMENT | 90,140 |
| | NR-D | | T 106 | DIP NON-RES. LAND & IMPROVEMENTS | 11,470 |
| | | | | 100% Alberta School Foundation Fund | |
| | | | | Taxable Total: | 101,610 |
| 922723080 | 8-SE-23-27-22-4 | 0.00 Acres | | | |
| | ME-D IMPROVEMENTS | | T 8 | DIP MACHINERY & EQUIPMENT | 90,760 |
| | NR-D | | T 106 | DIP NON-RES. LAND & IMPROVEMENTS | 12,610 |
| | | | | 100% Alberta School Foundation Fund | |
| | | | | Taxable Total: | 103,370 |
| 922724080 | 8-SE-24-27-22-4 | 0.00 Acres | | | |
| | ME-D IMPROVEMENTS | | T 8 | DIP MACHINERY & EQUIPMENT | 172,590 |
| | NR-D | | T 106 | DIP NON-RES. LAND & IMPROVEMENTS | 12,430 |
| | | | | 100% Alberta School Foundation Fund | |
| | | | | Taxable Total: | 185,020 |
| 922725030 | 3-SW-25-27-22-4 | 0.00 Acres | | | |
| | ME-D IMPROVEMENTS | | T 8 | DIP MACHINERY & EQUIPMENT | 104,170 |
| | NR-D | | T 106 | DIP NON-RES. LAND & IMPROVEMENTS | 12,110 |
| | | | | 100% Alberta School Foundation Fund | |
| | | | | Taxable Total: | 116,280 |
| 922725130 | 13-NW-25-27-22-4 | 0.00 Acres | | | |
| | ME-D IMPROVEMENTS | | T 8 | DIP MACHINERY & EQUIPMENT | 73,100 |
| | NR-D | | T 106 | DIP NON-RES. LAND & IMPROVEMENTS | 13,970 |
| | | | | 100% Alberta School Foundation Fund | |
| | | | | Taxable Total: | 87,070 |
| 922726050 | 5-SW-26-27-22-4 | 0.00 Acres | | Downhole 4-26-27-22W4 | |
| | ME-D IMPROVEMENTS | | T 8 | DIP MACHINERY & EQUIPMENT | 111,160 |
| | NR-D | | T 106 | DIP NON-RES. LAND & IMPROVEMENTS | 13,680 |
| | | | | 100% Alberta School Foundation Fund | |
| | | | | Taxable Total: | 124,840 |
| 922727080 | 8-SE-27-27-22-4 | 0.00 Acres | | | |
| | ME-D IMPROVEMENTS | | T 8 | DIP MACHINERY & EQUIPMENT | 101,120 |
| | NR-D | | T 106 | DIP NON-RES. LAND & IMPROVEMENTS | 12,610 |
| | | | | 100% Alberta School Foundation Fund | |
| | | | | Taxable Total: | 113,730 |



2020 Assessment Roll (Valuation Date 1-July, 2020) 2021 Taxation Year, Wheatland County

Assessment Year: 2020
Tax Year: 2021

| Roll | Legal Address | | | | Total |
|-----------|-------------------|------------|-------|-------------------------------------|---------|
| 922727110 | 11-NW-27-27-22-4 | 0.00 Acres | | | |
| | ME-D IMPROVEMENTS | | T 8 | DIP MACHINERY & EQUIPMENT | 162,240 |
| | NR-D | | T 106 | DIP NON-RES. LAND & IMPROVEMENTS | 13,500 |
| | | | | 100% Alberta School Foundation Fund | |
| | | | | Taxable Total: | 175,740 |
| 922727140 | 14-NW-27-27-22-4 | 0.00 Acres | | | |
| | NR-D IMPROVEMENTS | | T 106 | DIP NON-RES. LAND & IMPROVEMENTS | 5,260 |
| | | | | 100% Alberta School Foundation Fund | |
| | | | | Taxable Total: | |
| 922727150 | 15-NE-27-27-22-4 | 0.00 Acres | | D.H 3-34 | |
| | NR-D IMPROVEMENTS | | T 106 | DIP NON-RES. LAND & IMPROVEMENTS | 13,910 |
| | | | | 100% Alberta School Foundation Fund | |
| | | | | Taxable Total: | |
| 922728130 | 13-NW-28-27-22-4 | 0.00 Acres | | | |
| | ME-D IMPROVEMENTS | | T 8 | DIP MACHINERY & EQUIPMENT | 99,810 |
| | NR-D | | T 106 | DIP NON-RES. LAND & IMPROVEMENTS | 13,140 |
| | | | | 100% Alberta School Foundation Fund | |
| | | | | Taxable Total: | 112,950 |
| 922728160 | 16-NE-28-27-22-4 | 0.00 Acres | | DH 9-28 | |
| | ME-D IMPROVEMENTS | | T 8 | DIP MACHINERY & EQUIPMENT | 287,720 |
| | NR-D | | T 106 | DIP NON-RES. LAND & IMPROVEMENTS | 27,540 |
| | | | | 100% Alberta School Foundation Fund | |
| | | | | Taxable Total: | 315,260 |
| 922729100 | 10-NE-29-27-22-4 | 0.00 Acres | | Downhole 7-29 | |
| | ME-D IMPROVEMENTS | | T 8 | DIP MACHINERY & EQUIPMENT | 117,480 |
| | NR-D | | T 106 | DIP NON-RES. LAND & IMPROVEMENTS | 15,320 |
| | | | | 100% Alberta School Foundation Fund | |
| | | | | Taxable Total: | 132,800 |
| 922729140 | 14-NW-29-27-22-4 | 0.00 Acres | | | |
| | ME-D IMPROVEMENTS | | T 8 | DIP MACHINERY & EQUIPMENT | 117,480 |
| | NR-D | | T 106 | DIP NON-RES. LAND & IMPROVEMENTS | 15,320 |
| | | | | 100% Alberta School Foundation Fund | |
| | | | | Taxable Total: | 132,800 |
| 922730050 | 5-SW-30-27-22-4 | 0.00 Acres | | Downhole12-30 | |



2020 Assessment Roll (Valuation Date 1-July, 2020) 2021 Taxation Year, Wheatland County

Assessment Year: 2020
Tax Year: 2021

| Roll | Legal Address | | | | | | Total |
|-----------|------------------|------------|-------------------------------------|---|-----|----------------------------------|-------------------------------------|
| 922733010 | 1-SE-33-27-22-4 | 0.00 Acres | ME-D IMPROVEMENTS | T | 8 | DIP MACHINERY & EQUIPMENT | 178,420 |
| | | | NR-D | T | 106 | DIP NON-RES. LAND & IMPROVEMENTS | 15,320 |
| | | | 100% Alberta School Foundation Fund | | | | Taxable Total: |
| | | | | | | | 193,740 |
| 922733080 | 8-SE-33-27-22-4 | 1.60 Acres | NR-D IMPROVEMENTS | T | 106 | DIP NON-RES. LAND & IMPROVEMENTS | 6,130 |
| | | | 100% Alberta School Foundation Fund | | | | Taxable Total: |
| | | | | | | | Compressor Station |
| | | | ME-D LAND & IMPROVEMENTS | T | 8 | DIP MACHINERY & EQUIPMENT | 3,431,030 |
| 922734140 | 14-NW-34-27-22-4 | 0.28 Acres | NR-D | T | 106 | DIP NON-RES. LAND & IMPROVEMENTS | 784,260 |
| | | | 100% Alberta School Foundation Fund | | | | Taxable Total: |
| | | | | | | | 4,215,290 |
| | | | | | | | ATUSIS CREEK EAST MTR STATION |
| 922734141 | 14-NW-34-27-22-4 | 0.00 Acres | ME-D LAND & IMPROVEMENTS | T | 8 | DIP MACHINERY & EQUIPMENT | 158,790 |
| | | | NR-D | T | 106 | DIP NON-RES. LAND & IMPROVEMENTS | 137,090 |
| | | | 100% Alberta School Foundation Fund | | | | Taxable Total: |
| | | | | | | | 295,880 |
| 922735140 | 14-NW-35-27-22-4 | 0.00 Acres | NR-D IMPROVEMENTS | T | 106 | DIP NON-RES. LAND & IMPROVEMENTS | 14,740 |
| | | | 100% Alberta School Foundation Fund | | | | Taxable Total: |
| | | | | | | | 22,140 |
| | | | | | | | 100% Alberta School Foundation Fund |
| 922736010 | 1-SE-36-27-22-4 | 0.00 Acres | ME-D IMPROVEMENTS | T | 8 | DIP MACHINERY & EQUIPMENT | 111,160 |
| | | | NR-D | T | 106 | DIP NON-RES. LAND & IMPROVEMENTS | 13,680 |
| | | | 100% Alberta School Foundation Fund | | | | Taxable Total: |
| | | | | | | | 124,840 |
| 922736120 | 12-NW-36-27-22-4 | 0.00 Acres | ME-D IMPROVEMENTS | T | 8 | DIP MACHINERY & EQUIPMENT | 111,160 |
| | | | NR-D | T | 106 | DIP NON-RES. LAND & IMPROVEMENTS | 13,680 |
| | | | 100% Alberta School Foundation Fund | | | | Taxable Total: |
| | | | | | | | 124,840 |



2020 Assessment Roll (Valuation Date 1-July, 2020) 2021 Taxation Year, Wheatland County

Assessment Year: 2020
Tax Year: 2021

| Roll | Legal Address | | | | Total |
|-----------|--------------------------|------------|-------|-------------------------------------|---------|
| 922801100 | 10-NE-1-28-22-4 | 0.00 Acres | | | |
| | ME-D IMPROVEMENTS | | T 8 | DIP MACHINERY & EQUIPMENT | 104,370 |
| | NR-D | | T 106 | DIP NON-RES. LAND & IMPROVEMENTS | 13,500 |
| | | | | 100% Alberta School Foundation Fund | |
| | | | | Taxable Total: | 117,870 |
| 922801130 | 13-NW-1-28-22-4 | 0.00 Acres | | | |
| | ME-D IMPROVEMENTS | | T 8 | DIP MACHINERY & EQUIPMENT | 83,090 |
| | NR-D | | T 106 | DIP NON-RES. LAND & IMPROVEMENTS | 9,190 |
| | | | | 100% Alberta School Foundation Fund | |
| | | | | Taxable Total: | 92,280 |
| 922802050 | 5-SW-2-28-22-4 | 0.00 Acres | | | |
| | NR-D IMPROVEMENTS | | T 106 | DIP NON-RES. LAND & IMPROVEMENTS | 8,910 |
| | | | | 100% Alberta School Foundation Fund | |
| | | | | Taxable Total: | 8,910 |
| 922802070 | 7-SE-2-28-22-4 | 0.00 Acres | | | |
| | ME-D IMPROVEMENTS | | T 8 | DIP MACHINERY & EQUIPMENT | 485,970 |
| | NR-D | | T 106 | DIP NON-RES. LAND & IMPROVEMENTS | 37,380 |
| | | | | 100% Alberta School Foundation Fund | |
| | | | | Taxable Total: | 523,350 |
| 922802090 | 9-NE-2-28-22-4 | 0.00 Acres | | | |
| | NR-D IMPROVEMENTS | | T 106 | DIP NON-RES. LAND & IMPROVEMENTS | 14,030 |
| | | | | 100% Alberta School Foundation Fund | |
| | | | | Taxable Total: | 14,030 |
| 922802130 | 13-NW-2-28-22-4 | 0.00 Acres | | | |
| | ME-D IMPROVEMENTS | | T 8 | DIP MACHINERY & EQUIPMENT | 111,160 |
| | NR-D | | T 106 | DIP NON-RES. LAND & IMPROVEMENTS | 13,680 |
| | | | | 100% Alberta School Foundation Fund | |
| | | | | Taxable Total: | 124,840 |
| 922809070 | 7-SE-9-28-22-4 | 2.60 Acres | | | |
| | ME-D LAND & IMPROVEMENTS | | T 8 | DIP MACHINERY & EQUIPMENT | 624,520 |
| | NR-D | | T 106 | DIP NON-RES. LAND & IMPROVEMENTS | 173,470 |
| | | | | 100% Alberta School Foundation Fund | |
| | | | | Taxable Total: | 797,990 |
| 922810080 | 8-SE-10-28-22-4 | 0.00 Acres | | | |



2020 Assessment Roll (Valuation Date 1-July, 2020) 2021 Taxation Year, Wheatland County

Assessment Year: 2020
Tax Year: 2021

| Roll | Legal Address | | | | | | Total |
|-----------|------------------|------------|-------------------------------------|---|-----|----------------------------------|----------------|
| 922810100 | 10-NE-10-28-22-4 | 0.00 Acres | ME-D IMPROVEMENTS | T | 8 | DIP MACHINERY & EQUIPMENT | 93,180 |
| | | | NR-D | T | 106 | DIP NON-RES. LAND & IMPROVEMENTS | 14,030 |
| | | | 100% Alberta School Foundation Fund | | | | Taxable Total: |
| | | | | | | | 107,210 |
| 922811110 | 11-NW-11-28-22-4 | 0.00 Acres | ME-D IMPROVEMENTS | T | 8 | DIP MACHINERY & EQUIPMENT | 219,950 |
| | | | NR-D | T | 106 | DIP NON-RES. LAND & IMPROVEMENTS | 12,430 |
| | | | 100% Alberta School Foundation Fund | | | | Taxable Total: |
| | | | | | | | 232,380 |
| 922812040 | 4-SW-12-28-22-4 | 0.00 Acres | downhole 14-11-28-22W4 | | | | |
| | | | ME-D IMPROVEMENTS | T | 8 | DIP MACHINERY & EQUIPMENT | 116,130 |
| | | | NR-D | T | 106 | DIP NON-RES. LAND & IMPROVEMENTS | 14,390 |
| | | | 100% Alberta School Foundation Fund | | | | Taxable Total: |
| 922812050 | 5-SW-12-28-22-4 | 0.00 Acres | Downhole 13-1-28-22W4 | | | | |
| | | | ME-D IMPROVEMENTS | T | 8 | DIP MACHINERY & EQUIPMENT | 315,870 |
| | | | NR-D | T | 106 | DIP NON-RES. LAND & IMPROVEMENTS | 28,240 |
| | | | 100% Alberta School Foundation Fund | | | | Taxable Total: |
| 922812140 | 14-NW-12-28-22-4 | 0.00 Acres | DH 12-12-28-22-W4 | | | | |
| | | | ME-D IMPROVEMENTS | T | 8 | DIP MACHINERY & EQUIPMENT | 122,490 |
| | | | NR-D | T | 106 | DIP NON-RES. LAND & IMPROVEMENTS | 14,390 |
| | | | 100% Alberta School Foundation Fund | | | | Taxable Total: |
| 923222140 | 14-NW-22-22-23-4 | 0.00 Acres | | | | | |
| | | | ME-D IMPROVEMENTS | T | 8 | DIP MACHINERY & EQUIPMENT | 9,750 |
| | | | NR-D | T | 106 | DIP NON-RES. LAND & IMPROVEMENTS | 23,730 |
| | | | 100% Alberta School Foundation Fund | | | | Taxable Total: |
| 923222160 | 16-NE-22-22-23-4 | 3.38 Acres | Compressor Site | | | | |
| | | | NR-D LAND & IMPROVEMENTS | T | 106 | DIP NON-RES. LAND & IMPROVEMENTS | 128,680 |
| | | | | | | | Taxable Total: |
| | | | | | | | 128,680 |



2020 Assessment Roll (Valuation Date 1-July, 2020) 2021 Taxation Year, Wheatland County

Assessment Year: 2020
Tax Year: 2021

| Roll | Legal Address | | | | | | Total |
|-----------|-----------------------------|--|-------------------------------------|--------------------------------------|----------------|--|-----------|
| 923233120 | 12-NW-33-22-23-4 0.00 Acres | | 100% Alberta School Foundation Fund | | | | |
| | | | CAVALER SATELLITE #9 (2G) | | | | |
| | NR-D IMPROVEMENTS | | T 106 | DIP NON-RES. LAND & IMPROVEMENTS | Taxable Total: | | 15,110 |
| 923234140 | 14-NW-34-22-23-4 1.00 Acres | | 100% Alberta School Foundation Fund | | | | |
| | | | Tower- CCI wireless | | | | |
| | NR LAND & IMPROVEMENTS | | T 105 | NON-RESEIDENTIAL LAND & IMPROVEMENTS | Taxable Total: | | 225,070 |
| 923236140 | 14-NW-36-22-23-4 0.00 Acres | | 100% Alberta School Foundation Fund | | | | |
| | ME-D IMPROVEMENTS | | T 8 | DIP MACHINERY & EQUIPMENT | | | 101,120 |
| | NR-D | | T 106 | DIP NON-RES. LAND & IMPROVEMENTS | | | 12,430 |
| | | | 100% Alberta School Foundation Fund | | | | |
| | | | Taxable Total: | | | | 113,550 |
| 923305050 | 2-SE-5-23-23-4 0.00 Acres | | Downhole 5-5 | | | | |
| | ME-D IMPROVEMENTS | | T 8 | DIP MACHINERY & EQUIPMENT | | | 79,830 |
| | NR-D | | T 106 | DIP NON-RES. LAND & IMPROVEMENTS | | | 9,980 |
| | | | 100% Alberta School Foundation Fund | | | | |
| | | | Taxable Total: | | | | 89,810 |
| 923308090 | 9-NE-8-23-23-4 4.90 Acres | | | | | | |
| | NR-D LAND & IMPROVEMENTS | | T 106 | DIP NON-RES. LAND & IMPROVEMENTS | Taxable Total: | | 197,330 |
| | | | 100% Alberta School Foundation Fund | | | | |
| 923308091 | 9-NE-8-23-23-4 0.00 Acres | | CAVALER SATELLITE #5 | | | | |
| | ME-D IMPROVEMENTS | | T 8 | DIP MACHINERY & EQUIPMENT | | | 698,430 |
| | NR-D | | T 106 | DIP NON-RES. LAND & IMPROVEMENTS | | | 108,780 |
| | | | 100% Alberta School Foundation Fund | | | | |
| | | | Taxable Total: | | | | 807,210 |
| 923311050 | 5-SW-11-23-23-4 1.21 Acres | | | | | | |
| | ME-D LAND & IMPROVEMENTS | | T 8 | DIP MACHINERY & EQUIPMENT | | | 832,550 |
| | NR-D | | T 106 | DIP NON-RES. LAND & IMPROVEMENTS | | | 170,400 |
| | | | 100% Alberta School Foundation Fund | | | | |
| | | | Taxable Total: | | | | 1,002,950 |
| 923312010 | 1-SE-12-23-23-4 0.00 Acres | | | | | | |



2020 Assessment Roll (Valuation Date 1-July, 2020) 2021 Taxation Year, Wheatland County

Assessment Year: 2020
Tax Year: 2021

| Roll | Legal Address | | | | | | Total |
|-----------|--------------------------|------------|---|------|--------------------------------------|------------------------------|---------|
| 923313100 | ME-D IMPROVEMENTS | | T | 8 | DIP MACHINERY & EQUIPMENT | | 74,840 |
| | NR-D | | T | 106 | DIP NON-RES. LAND & IMPROVEMENTS | | 9,580 |
| | | | | 100% | Alberta School Foundation Fund | Taxable Total: | 84,420 |
| | 10-NE-13-23-23-4 | 0.00 Acres | | | | Downhole 3-24-23-23 W4 | |
| 923317160 | ME-D IMPROVEMENTS | | T | 8 | DIP MACHINERY & EQUIPMENT | | 79,830 |
| | NR-D | | T | 106 | DIP NON-RES. LAND & IMPROVEMENTS | | 9,980 |
| | | | | 100% | Alberta School Foundation Fund | Taxable Total: | 89,810 |
| | 16-NE-17-23-23-4 | 0.00 Acres | | | | | |
| 923319060 | ME-D IMPROVEMENTS | | T | 8 | DIP MACHINERY & EQUIPMENT | | 189,020 |
| | NR-D | | T | 106 | DIP NON-RES. LAND & IMPROVEMENTS | | 18,680 |
| | | | | 100% | Alberta School Foundation Fund | Taxable Total: | 207,700 |
| | 6-SW-19-23-23-4 | 0.00 Acres | | | | | |
| 923320010 | NR-D IMPROVEMENTS | | T | 106 | DIP NON-RES. LAND & IMPROVEMENTS | Taxable Total: | 4,840 |
| | | | | 100% | Alberta School Foundation Fund | | |
| | 1-SE-20-23-23-4 | 0.00 Acres | | | | | |
| | NR-D IMPROVEMENTS | | T | 106 | DIP NON-RES. LAND & IMPROVEMENTS | Taxable Total: | 9,280 |
| 923325080 | | | | 100% | Alberta School Foundation Fund | | |
| | 8-SE-25-23-23-4 | 0.00 Acres | | | | | |
| | ME-D IMPROVEMENTS | | T | 8 | DIP MACHINERY & EQUIPMENT | | 85,930 |
| | NR-D | | T | 106 | DIP NON-RES. LAND & IMPROVEMENTS | | 9,580 |
| 923327040 | | | | 100% | Alberta School Foundation Fund | Taxable Total: | 95,510 |
| | 4-SW-27-23-23-4 | 0.20 Acres | | | | Tower Site Rogers Tower Site | |
| | NR LAND & IMPROVEMENTS | | T | 105 | NON-RESEIDENTIAL LAND & IMPROVEMENTS | Taxable Total: | 83,100 |
| | | | | 100% | Alberta School Foundation Fund | | |
| 923327151 | | | | | | SAT 7 | |
| | 15-NE-27-23-23-4 | 3.80 Acres | | | | | |
| | ME-D LAND & IMPROVEMENTS | | T | 8 | DIP MACHINERY & EQUIPMENT | | 581,640 |
| | NR-D | | T | 106 | DIP NON-RES. LAND & IMPROVEMENTS | | 274,780 |
| | | | | 100% | Alberta School Foundation Fund | Taxable Total: | 856,420 |



2020 Assessment Roll (Valuation Date 1-July, 2020) 2021 Taxation Year, Wheatland County

Assessment Year: 2020
Tax Year: 2021

| Roll | Legal Address | | | | Total |
|-----------|--------------------------|-------------|---|-------------------------------------|-----------|
| 923328010 | 1-SE-28-23-23-4 | 1.70 Acres | COMPRESSOR SITE | | |
| | NR-D LAND & IMPROVEMENTS | | T 106 | DIP NON-RES. LAND & IMPROVEMENTS | 168,960 |
| | | | | 100% Alberta School Foundation Fund | |
| 923329010 | 1-SE-29-23-23-4 | 0.00 Acres | | | |
| | ME-D IMPROVEMENTS | | T 8 | DIP MACHINERY & EQUIPMENT | 72,880 |
| | NR-D | | T 106 | DIP NON-RES. LAND & IMPROVEMENTS | 9,580 |
| | | | | 100% Alberta School Foundation Fund | |
| | | | | Taxable Total: | 82,460 |
| 923330040 | 4-SW-30-23-23-4 | 1.56 Acres | CAVALER SATELLITE #4 (2C) Compressor Station | | |
| | ME-D LAND & IMPROVEMENTS | | T 8 | DIP MACHINERY & EQUIPMENT | 1,604,820 |
| | NR-D | | T 106 | DIP NON-RES. LAND & IMPROVEMENTS | 430,540 |
| | | | | 100% Alberta School Foundation Fund | |
| | | | | Taxable Total: | 2,035,360 |
| 923330050 | 5-SW-30-23-23-4 | 0.00 Acres | | | |
| | NR-D IMPROVEMENTS | | T 106 | DIP NON-RES. LAND & IMPROVEMENTS | 4,010 |
| | | | | 100% Alberta School Foundation Fund | |
| 923332150 | 15-NE-32-23-23-4 | 0.18 Acres | CAVALIER METER STATION P# 6444 | | |
| | ME-D LAND & IMPROVEMENTS | | T 8 | DIP MACHINERY & EQUIPMENT | 111,090 |
| | NR-D | | T 106 | DIP NON-RES. LAND & IMPROVEMENTS | 76,210 |
| | | | | 100% Alberta School Foundation Fund | |
| | | | | Taxable Total: | 187,300 |
| 923332160 | 16-NE-32-23-23-4 | 12.00 Acres | CAVALIER GAS PLANT (2A) CAVALIER GAS PLANT | | |
| | 234021 TWP RD 240 | | | | |
| | ME-D LAND & IMPROVEMENTS | | T 8 | DIP MACHINERY & EQUIPMENT | 5,452,820 |
| | NR-D | | T 106 | DIP NON-RES. LAND & IMPROVEMENTS | 1,288,850 |
| | | | | 100% Alberta School Foundation Fund | |
| | | | | Taxable Total: | 6,741,670 |
| 923332165 | 16-NE-32-23-23-4 | 9.40 Acres | Cavalier Power Station Cavalier Power Station | | |
| | 234015 TWP RD 240 | | | | |
| | NR-D LAND & IMPROVEMENTS | | T 106 | DIP NON-RES. LAND & IMPROVEMENTS | 5,403,750 |
| | | | | 100% Alberta School Foundation Fund | |
| 923402110 | 11-NW-2-24-23-4 | 0.00 Acres | | | |
| | ME-D IMPROVEMENTS | | T 8 | DIP MACHINERY & EQUIPMENT | 149,720 |



2020 Assessment Roll (Valuation Date 1-July, 2020) 2021 Taxation Year, Wheatland County

Assessment Year: 2020
Tax Year: 2021

| Roll | Legal Address | | | | | | Total |
|-----------|--|------------|-------|--------------------------------------|---|--|-----------|
| | NR-D | | T 106 | DIP NON-RES. LAND & IMPROVEMENTS | | | 15,450 |
| | | | 100% | Alberta School Foundation Fund | Taxable Total: | | 165,170 |
| 923404080 | 8-SE-4-24-23-4 | 3.56 Acres | | | CAVALER SATELLITE #8 (2F) Compressor Station | | |
| | ME-D LAND & IMPROVEMENTS | | T 8 | DIP MACHINERY & EQUIPMENT | | | 1,238,320 |
| | NR-D | | T 106 | DIP NON-RES. LAND & IMPROVEMENTS | | | 367,340 |
| | | | 100% | Alberta School Foundation Fund | Taxable Total: | | 1,605,660 |
| 923405060 | 6-SW-5-24-23-4 | 1.50 Acres | | | Cavalier Raw Water Pump Station | | |
| | NR LAND & IMPROVEMENTS | | T 105 | NON-RESEIDENTIAL LAND & IMPROVEMENTS | Taxable Total: | | 314,500 |
| | | | 100% | Alberta School Foundation Fund | | | |
| 923408080 | 8-SE-8-24-23-4 | 0.00 Acres | | | | | |
| | ME-D IMPROVEMENTS | | T 8 | DIP MACHINERY & EQUIPMENT | | | 79,830 |
| | NR-D | | T 106 | DIP NON-RES. LAND & IMPROVEMENTS | | | 9,980 |
| | | | 100% | Alberta School Foundation Fund | Taxable Total: | | 89,810 |
| 923409010 | 0510637 1 1 1-SE-9-24-23-4 6.47 Acres 241008 RGE RD 233 | | | | Nitrogen Plant Site Ferus Nitrogen Plant Site | | |
| | NR LAND & IMPROVEMENTS | | T 105 | NON-RESEIDENTIAL LAND & IMPROVEMENTS | Taxable Total: | | 2,218,080 |
| | | | 100% | Alberta School Foundation Fund | | | |
| 923412130 | 13-NW-12-24-23-4 | 0.00 Acres | | | | | |
| | ME-D IMPROVEMENTS | | T 8 | DIP MACHINERY & EQUIPMENT | | | 101,120 |
| | NR-D | | T 106 | DIP NON-RES. LAND & IMPROVEMENTS | | | 12,610 |
| | | | 100% | Alberta School Foundation Fund | Taxable Total: | | 113,730 |
| 923414040 | 5-SW-14-24-23-4 | 0.00 Acres | | | DH=4-14-24-23-W4 | | |
| | ME-D IMPROVEMENTS | | T 8 | DIP MACHINERY & EQUIPMENT | | | 102,870 |
| | NR-D | | T 106 | DIP NON-RES. LAND & IMPROVEMENTS | | | 12,430 |
| | | | 100% | Alberta School Foundation Fund | Taxable Total: | | 115,300 |
| 923416050 | 5-SW-16-24-23-4 | 0.00 Acres | | | DOWNHOLE 12-16-24-23-W4 | | |
| | ME-D IMPROVEMENTS | | T 8 | DIP MACHINERY & EQUIPMENT | | | 76,320 |
| | NR-D | | T 106 | DIP NON-RES. LAND & IMPROVEMENTS | | | 9,710 |
| | | | 100% | Alberta School Foundation Fund | Taxable Total: | | 86,030 |



2020 Assessment Roll (Valuation Date 1-July, 2020) 2021 Taxation Year, Wheatland County

Assessment Year: 2020
Tax Year: 2021

| Roll | Legal Address | | | | Total |
|-----------|-------------------|------------|-------|-------------------------------------|---------|
| 923417030 | 3-SW-17-24-23-4 | 0.00 Acres | | | |
| | NR-D IMPROVEMENTS | | T 106 | DIP NON-RES. LAND & IMPROVEMENTS | 10,440 |
| | | | | 100% Alberta School Foundation Fund | |
| 923417080 | 8-SE-17-24-23-4 | 0.00 Acres | | | |
| | ME-D IMPROVEMENTS | | T 8 | DIP MACHINERY & EQUIPMENT | 92,560 |
| | NR-D | | T 106 | DIP NON-RES. LAND & IMPROVEMENTS | 11,610 |
| | | | | 100% Alberta School Foundation Fund | |
| | | | | Taxable Total: | 104,170 |
| 923422120 | 12-NW-22-24-23-4 | 0.00 Acres | | | |
| | ME-D IMPROVEMENTS | | T 8 | DIP MACHINERY & EQUIPMENT | 76,320 |
| | NR-D | | T 106 | DIP NON-RES. LAND & IMPROVEMENTS | 9,710 |
| | | | | 100% Alberta School Foundation Fund | |
| | | | | Taxable Total: | 86,030 |
| 923422150 | 15-NE-22-24-23-4 | 0.00 Acres | | | |
| | ME-D IMPROVEMENTS | | T 8 | DIP MACHINERY & EQUIPMENT | 93,730 |
| | NR-D | | T 106 | DIP NON-RES. LAND & IMPROVEMENTS | 19,040 |
| | | | | 100% Alberta School Foundation Fund | |
| | | | | Taxable Total: | 112,770 |
| 923423130 | 13-NW-23-24-23-4 | 0.00 Acres | | | |
| | ME-D IMPROVEMENTS | | T 8 | DIP MACHINERY & EQUIPMENT | 76,320 |
| | NR-D | | T 106 | DIP NON-RES. LAND & IMPROVEMENTS | 9,710 |
| | | | | 100% Alberta School Foundation Fund | |
| | | | | Taxable Total: | 86,030 |
| 923424150 | 15-NE-24-24-23-4 | 0.00 Acres | | | |
| | ME-D IMPROVEMENTS | | T 8 | DIP MACHINERY & EQUIPMENT | 101,120 |
| | NR-D | | T 106 | DIP NON-RES. LAND & IMPROVEMENTS | 12,610 |
| | | | | 100% Alberta School Foundation Fund | |
| | | | | Taxable Total: | 113,730 |
| 923425050 | 5-SW-25-24-23-4 | 0.00 Acres | | | |
| | ME-D IMPROVEMENTS | | T 8 | DIP MACHINERY & EQUIPMENT | 77,960 |
| | NR-D | | T 106 | DIP NON-RES. LAND & IMPROVEMENTS | 9,980 |
| | | | | 100% Alberta School Foundation Fund | |
| | | | | Taxable Total: | 87,940 |



2020 Assessment Roll (Valuation Date 1-July, 2020) 2021 Taxation Year, Wheatland County

Assessment Year: 2020
Tax Year: 2021

| Roll | Legal Address | | | | Total |
|-----------|--------------------------|------------|-------|--|-----------|
| 923426160 | 16-NE-26-24-23-4 | 0.00 Acres | | | |
| | ME-D IMPROVEMENTS | | T 8 | DIP MACHINERY & EQUIPMENT | 76,060 |
| | NR-D | | T 106 | DIP NON-RES. LAND & IMPROVEMENTS | 48,620 |
| | | | | 100% Alberta School Foundation Fund | |
| | | | | Taxable Total: | 124,680 |
| 923427050 | 5-SW-27-24-23-4 | 0.00 Acres | | | |
| | ME-D IMPROVEMENTS | | T 8 | DIP MACHINERY & EQUIPMENT | 86,600 |
| | NR-D | | T 106 | DIP NON-RES. LAND & IMPROVEMENTS | 12,250 |
| | | | | 100% Alberta School Foundation Fund | |
| | | | | Taxable Total: | 98,850 |
| 923427140 | 14-NW-27-24-23-4 | 0.00 Acres | | | |
| | ME-D IMPROVEMENTS | | T 8 | DIP MACHINERY & EQUIPMENT | 86,600 |
| | NR-D | | T 106 | DIP NON-RES. LAND & IMPROVEMENTS | 12,250 |
| | | | | 100% Alberta School Foundation Fund | |
| | | | | Taxable Total: | 98,850 |
| 923435030 | 4-SW-35-24-23-4 | 0.00 Acres | | | |
| | ME-D IMPROVEMENTS | | T 8 | DIP MACHINERY & EQUIPMENT | 107,890 |
| | NR-D | | T 106 | DIP NON-RES. LAND & IMPROVEMENTS | 11,570 |
| | | | | 100% Alberta School Foundation Fund | |
| | | | | Taxable Total: | 119,460 |
| 923502150 | 15-NE-2-25-23-4 | 0.00 Acres | | Downhole 9-2 | |
| | ME-D IMPROVEMENTS | | T 8 | DIP MACHINERY & EQUIPMENT | 87,670 |
| | NR-D | | T 106 | DIP NON-RES. LAND & IMPROVEMENTS | 12,430 |
| | | | | 100% Alberta School Foundation Fund | |
| | | | | Taxable Total: | 100,100 |
| 923509140 | 14-NW-9-25-23-4 | 6.22 Acres | | ROCKYFORD GAS SAT 14-09 (10D) Compressor Station - Rockyford | |
| | ME-D LAND & IMPROVEMENTS | | T 8 | DIP MACHINERY & EQUIPMENT | 1,705,890 |
| | NR-D | | T 106 | DIP NON-RES. LAND & IMPROVEMENTS | 701,300 |
| | | | | 100% Alberta School Foundation Fund | |
| | | | | Taxable Total: | 2,407,190 |
| 923511100 | 10-NE-11-25-23-4 | 0.00 Acres | | DH 06-11-25-23-W4 | |
| | ME-D IMPROVEMENTS | | T 8 | DIP MACHINERY & EQUIPMENT | 104,370 |
| | NR-D | | T 106 | DIP NON-RES. LAND & IMPROVEMENTS | 13,500 |
| | | | | 100% Alberta School Foundation Fund | |
| | | | | Taxable Total: | 117,870 |



2020 Assessment Roll (Valuation Date 1-July, 2020) 2021 Taxation Year, Wheatland County

Assessment Year: 2020
Tax Year: 2021

| Roll | Legal Address | | | | | | Total |
|-----------|--------------------------|------------|--|-----|-------------------------------------|----------------|-----------|
| 923511120 | 12-NW-11-25-23-4 | 1.40 Acres | COMPRESSOR SITE | | | | |
| | ME-D LAND & IMPROVEMENTS | | T | 8 | DIP MACHINERY & EQUIPMENT | | 1,062,450 |
| | NR-D | | T | 106 | DIP NON-RES. LAND & IMPROVEMENTS | | 313,630 |
| | | | | | 100% Alberta School Foundation Fund | Taxable Total: | 1,376,080 |
| 923511160 | 16-NE-11-25-23-4 | 0.00 Acres | | | | | |
| | ME-D IMPROVEMENTS | | T | 8 | DIP MACHINERY & EQUIPMENT | | 99,810 |
| | NR-D | | T | 106 | DIP NON-RES. LAND & IMPROVEMENTS | | 13,140 |
| | | | | | 100% Alberta School Foundation Fund | Taxable Total: | 112,950 |
| 923512160 | 16-NE-12-25-23-4 | 0.00 Acres | | | | | |
| | ME-D IMPROVEMENTS | | T | 8 | DIP MACHINERY & EQUIPMENT | | 133,580 |
| | NR-D | | T | 106 | DIP NON-RES. LAND & IMPROVEMENTS | | 12,430 |
| | | | | | 100% Alberta School Foundation Fund | Taxable Total: | 146,010 |
| 923521080 | 8-SE-21-25-23-4 | 0.00 Acres | | | | | |
| | NR-D IMPROVEMENTS | | T | 106 | DIP NON-RES. LAND & IMPROVEMENTS | Taxable Total: | 4,360 |
| | | | | | 100% Alberta School Foundation Fund | | |
| 923522110 | 11-NW-22-25-23-4 | 0.00 Acres | ROCKYFORD SAT. 11-22 | | | | |
| | NR-D IMPROVEMENTS | | T | 106 | DIP NON-RES. LAND & IMPROVEMENTS | Taxable Total: | 26,130 |
| | | | | | 100% Alberta School Foundation Fund | | |
| 923522141 | 14-NW-22-25-23-4 | 8.80 Acres | ROCKYFORD BAT. & INJECT. (10A) Harvest Gas Plant | | | | |
| | NR-D LAND & IMPROVEMENTS | | T | 106 | DIP NON-RES. LAND & IMPROVEMENTS | Taxable Total: | 499,540 |
| | | | | | 100% Alberta School Foundation Fund | | |
| 923525040 | 4-SW-25-25-23-4 | 1.21 Acres | | | | | |
| | ME-D LAND & IMPROVEMENTS | | T | 8 | DIP MACHINERY & EQUIPMENT | | 794,810 |
| | NR-D | | T | 106 | DIP NON-RES. LAND & IMPROVEMENTS | | 210,070 |
| | | | | | 100% Alberta School Foundation Fund | Taxable Total: | 1,004,880 |
| 923528090 | 8-SE-28-25-23-4 | 0.50 Acres | ROCKYFORD PUMP STATION (10E) | | | | |
| | NR-D LAND & IMPROVEMENTS | | T | 106 | DIP NON-RES. LAND & IMPROVEMENTS | Taxable Total: | 72,670 |



2020 Assessment Roll (Valuation Date 1-July, 2020) 2021 Taxation Year, Wheatland County

Assessment Year: 2020
Tax Year: 2021

| Roll | Legal Address | | Total | | | |
|-----------|---------------------------------------|------------|--|----------------------------------|----------------|-----------|
| | | | 100% Alberta School Foundation Fund | | | |
| 923529140 | 14-NW-29-25-23-4 | 0.00 Acres | ROCKYFORD SATELLITE #3 (10C) | | | |
| | NR-D IMPROVEMENTS | | T 106 | DIP NON-RES. LAND & IMPROVEMENTS | Taxable Total: | 4,720 |
| | | | 100% Alberta School Foundation Fund | | | |
| 923530120 | 12-NW-30-25-23-4 | 0.00 Acres | | | | |
| | ME-D IMPROVEMENTS | | T 8 | DIP MACHINERY & EQUIPMENT | | 105,890 |
| | NR-D | | T 106 | DIP NON-RES. LAND & IMPROVEMENTS | | 11,290 |
| | | | 100% Alberta School Foundation Fund | | Taxable Total: | 117,180 |
| 923533020 | 2-SE-33-25-23-4 | 0.00 Acres | | | | |
| | ME-D IMPROVEMENTS | | T 8 | DIP MACHINERY & EQUIPMENT | | 112,010 |
| | NR-D | | T 106 | DIP NON-RES. LAND & IMPROVEMENTS | | 12,430 |
| | | | 100% Alberta School Foundation Fund | | Taxable Total: | 124,440 |
| 923608080 | 8-SE-8-26-23-4 | 0.00 Acres | | | | |
| | ME-D IMPROVEMENTS | | T 8 | DIP MACHINERY & EQUIPMENT | | 72,880 |
| | NR-D | | T 106 | DIP NON-RES. LAND & IMPROVEMENTS | | 9,580 |
| | | | 100% Alberta School Foundation Fund | | Taxable Total: | 82,460 |
| 923610040 | 4-SW-10-26-23-4 | 0.00 Acres | | | | |
| | ME-D IMPROVEMENTS | | T 8 | DIP MACHINERY & EQUIPMENT | | 351,660 |
| | NR-D | | T 106 | DIP NON-RES. LAND & IMPROVEMENTS | | 42,800 |
| | | | 100% Alberta School Foundation Fund | | Taxable Total: | 394,460 |
| 923610140 | 14-NW-10-26-23-4 232051 TWP RD 262 | 6.50 Acres | GAS PLANT SITE former Quicksilver Compressor Station | | | |
| | ME-D LAND & IMPROVEMENTS | | T 8 | DIP MACHINERY & EQUIPMENT | | 1,662,890 |
| | NR-D | | T 106 | DIP NON-RES. LAND & IMPROVEMENTS | | 579,610 |
| | | | 100% Alberta School Foundation Fund | | Taxable Total: | 2,242,500 |
| 923612020 | 2-SE-12-26-23-4 | 0.00 Acres | | | | |
| | NR-D IMPROVEMENTS | | T 106 | DIP NON-RES. LAND & IMPROVEMENTS | Taxable Total: | 12,610 |
| | | | 100% Alberta School Foundation Fund | | | |



2020 Assessment Roll (Valuation Date 1-July, 2020) 2021 Taxation Year, Wheatland County

Assessment Year: 2020
Tax Year: 2021

| Roll | Legal Address | | | | Total |
|-----------|------------------------------|------------|--|-------------------------------------|-----------|
| 923613010 | 1-SE-13-26-23-4 | 0.00 Acres | | | |
| | NR-D IMPROVEMENTS | | T 106 | DIP NON-RES. LAND & IMPROVEMENTS | 11,170 |
| | | | | 100% Alberta School Foundation Fund | |
| 923614060 | 6-SW-14-26-23-4 | 0.00 Acres | | | |
| | ME-D IMPROVEMENTS | | T 8 | DIP MACHINERY & EQUIPMENT | 102,840 |
| | NR-D | | T 106 | DIP NON-RES. LAND & IMPROVEMENTS | 12,430 |
| | | | | 100% Alberta School Foundation Fund | |
| | | | | Taxable Total: | 115,270 |
| 923621140 | 14-NW-21-26-23-4 | 0.00 Acres | | | |
| | NR-D IMPROVEMENTS | | T 106 | DIP NON-RES. LAND & IMPROVEMENTS | 15,580 |
| | | | | 100% Alberta School Foundation Fund | |
| 923624100 | 5755AW C 14 10-NE-24-26-23-4 | 0.32 Acres | ROCKYFORD P.D. MTR STN P# 6443 ROCKYFORD METER STATION | | |
| | ME-D LAND & IMPROVEMENTS | | T 8 | DIP MACHINERY & EQUIPMENT | 54,360 |
| | NR-D | | T 106 | DIP NON-RES. LAND & IMPROVEMENTS | 49,390 |
| | | | | 100% Alberta School Foundation Fund | |
| | | | | Taxable Total: | 103,750 |
| 923624101 | 10-NE-24-26-23-4 | 5.00 Acres | COMPRESSOR STATION | | |
| | 230026 TWP RD 263A | | | | |
| | ME-D LAND & IMPROVEMENTS | | T 8 | DIP MACHINERY & EQUIPMENT | 184,810 |
| | NR-D | | T 106 | DIP NON-RES. LAND & IMPROVEMENTS | 178,790 |
| | | | | 100% Alberta School Foundation Fund | |
| | | | | Taxable Total: | 363,600 |
| 923626160 | 16-NE-26-26-23-4 | 0.00 Acres | | | |
| | NR-D IMPROVEMENTS | | T 106 | DIP NON-RES. LAND & IMPROVEMENTS | 3,370 |
| | | | | 100% Alberta School Foundation Fund | |
| 923631100 | 10-NE-31-26-23-4 | 5.70 Acres | GAYFORD NIGHTINGALE COMP (5A) Gas Plant | | |
| | ME-D LAND & IMPROVEMENTS | | T 8 | DIP MACHINERY & EQUIPMENT | 3,563,210 |
| | NR-D | | T 106 | DIP NON-RES. LAND & IMPROVEMENTS | 788,230 |
| | | | | 100% Alberta School Foundation Fund | |
| | | | | Taxable Total: | 4,351,440 |
| 923631101 | 10-NE-31-26-23-4 | 0.20 Acres | NIGHTINGALE MTR STN P# 1074 | | |
| | ME-D LAND & IMPROVEMENTS | | T 8 | DIP MACHINERY & EQUIPMENT | 114,460 |



2020 Assessment Roll (Valuation Date 1-July, 2020) 2021 Taxation Year, Wheatland County

Assessment Year: 2020
Tax Year: 2021

| Roll | Legal Address | | | | | | Total |
|-----------|--------------------------|------------|-------|----------------------------------|--------------------|--|-----------|
| | NR-D | | T 106 | DIP NON-RES. LAND & IMPROVEMENTS | | | 69,950 |
| | | | 100% | Alberta School Foundation Fund | Taxable Total: | | 184,410 |
| 923635060 | 6-SW-35-26-23-4 | 0.00 Acres | | | BATTERY SITE | | |
| | ME-D IMPROVEMENTS | | T 8 | DIP MACHINERY & EQUIPMENT | | | 84,600 |
| | NR-D | | T 106 | DIP NON-RES. LAND & IMPROVEMENTS | | | 12,480 |
| | | | 100% | Alberta School Foundation Fund | Taxable Total: | | 97,080 |
| 923635080 | 8-SE-35-26-23-4 | 0.00 Acres | | | | | |
| | ME-D IMPROVEMENTS | | T 8 | DIP MACHINERY & EQUIPMENT | | | 110,480 |
| | NR-D | | T 106 | DIP NON-RES. LAND & IMPROVEMENTS | | | 9,520 |
| | | | 100% | Alberta School Foundation Fund | Taxable Total: | | 120,000 |
| 923636070 | 7-SE-36-26-23-4 | 0.00 Acres | | | | | |
| | ME-D IMPROVEMENTS | | T 8 | DIP MACHINERY & EQUIPMENT | | | 94,110 |
| | NR-D | | T 106 | DIP NON-RES. LAND & IMPROVEMENTS | | | 12,080 |
| | | | 100% | Alberta School Foundation Fund | Taxable Total: | | 106,190 |
| 923708010 | 1-SE-8-27-23-4 | 1.80 Acres | | | Compressor Station | | |
| | 271010 RGE RD 234 | | | | | | |
| | ME-D LAND & IMPROVEMENTS | | T 8 | DIP MACHINERY & EQUIPMENT | | | 1,942,650 |
| | NR-D | | T 106 | DIP NON-RES. LAND & IMPROVEMENTS | | | 483,480 |
| | | | 100% | Alberta School Foundation Fund | Taxable Total: | | 2,426,130 |
| 923725090 | 9-NE-25-27-23-4 | 0.00 Acres | | | | | |
| | NR-D IMPROVEMENTS | | T 106 | DIP NON-RES. LAND & IMPROVEMENTS | Taxable Total: | | 12,430 |
| | | | 100% | Alberta School Foundation Fund | | | |
| 923726130 | 13-NW-26-27-23-4 | 0.00 Acres | | | | | |
| | ME-D IMPROVEMENTS | | T 8 | DIP MACHINERY & EQUIPMENT | | | 101,120 |
| | NR-D | | T 106 | DIP NON-RES. LAND & IMPROVEMENTS | | | 12,430 |
| | | | 100% | Alberta School Foundation Fund | Taxable Total: | | 113,550 |
| 923729130 | 13-NW-29-27-23-4 | 1.80 Acres | | | COMPRESSOR SITE | | |
| | ME-D LAND & IMPROVEMENTS | | T 8 | DIP MACHINERY & EQUIPMENT | | | 1,254,960 |
| | NR-D | | T 106 | DIP NON-RES. LAND & IMPROVEMENTS | | | 264,910 |
| | | | 100% | Alberta School Foundation Fund | Taxable Total: | | 1,519,870 |



2020 Assessment Roll (Valuation Date 1-July, 2020) 2021 Taxation Year, Wheatland County

Assessment Year: 2020
Tax Year: 2021

| Roll | Legal Address | | | Total |
|-----------|--------------------------|-------------------------------------|----------------------------------|-----------|
| 923735120 | 12-NW-35-27-23-4 | 0.00 Acres | | |
| | ME-D IMPROVEMENTS | T 8 | DIP MACHINERY & EQUIPMENT | 130,080 |
| | NR-D | T 106 | DIP NON-RES. LAND & IMPROVEMENTS | 8,990 |
| | | 100% Alberta School Foundation Fund | Taxable Total: | 139,070 |
| 923807100 | 10-NE-7-28-23-4 | 3.90 Acres | ENTICE GAS PLANT (4B) | |
| | ME-D LAND & IMPROVEMENTS | T 8 | DIP MACHINERY & EQUIPMENT | 1,016,130 |
| | NR-D | T 106 | DIP NON-RES. LAND & IMPROVEMENTS | 519,920 |
| | | 100% Alberta School Foundation Fund | Taxable Total: | 1,536,050 |
| 924219060 | 6-SW-19-22-24-4 | 0.00 Acres | | |
| | ME-D IMPROVEMENTS | T 8 | DIP MACHINERY & EQUIPMENT | 74,680 |
| | NR-D | T 106 | DIP NON-RES. LAND & IMPROVEMENTS | 9,700 |
| | | 100% Alberta School Foundation Fund | Taxable Total: | 84,380 |
| 924220130 | 13-NW-20-22-24-4 | 0.00 Acres | | |
| | ME-D IMPROVEMENTS | T 8 | DIP MACHINERY & EQUIPMENT | 80,740 |
| | NR-D | T 106 | DIP NON-RES. LAND & IMPROVEMENTS | 11,300 |
| | | 100% Alberta School Foundation Fund | Taxable Total: | 92,040 |
| 924229130 | 13-NW-29-22-24-4 | 2.80 Acres | ALTA GAS COMPRESSOR STATION | |
| | NR-D LAND & IMPROVEMENTS | T 106 | DIP NON-RES. LAND & IMPROVEMENTS | 338,940 |
| | | 100% Alberta School Foundation Fund | Taxable Total: | |
| 924229141 | 14-NW-29-22-24-4 | 0.00 Acres | | |
| | ME-D IMPROVEMENTS | T 8 | DIP MACHINERY & EQUIPMENT | 124,170 |
| | NR-D | T 106 | DIP NON-RES. LAND & IMPROVEMENTS | 14,610 |
| | | 100% Alberta School Foundation Fund | Taxable Total: | 138,780 |
| 924309010 | 1-SE-9-23-24-4 | 2.99 Acres | NAMAKA COMPRESSOR STATION | |
| | 231006 RGE RD 243 | | | |
| | NR-D LAND & IMPROVEMENTS | T 106 | DIP NON-RES. LAND & IMPROVEMENTS | 283,830 |
| | | 100% Alberta School Foundation Fund | Taxable Total: | |
| 924313030 | 3-SW-13-23-24-4 | 0.00 Acres | | |



2020 Assessment Roll (Valuation Date 1-July, 2020) 2021 Taxation Year, Wheatland County

Assessment Year: 2020
Tax Year: 2021

| Roll | Legal Address | | | | | | Total |
|---------------------------|------------------|------------|--|---|-----|----------------------------------|-----------|
| 924401090 | 9-NE-1-24-24-4 | 3.00 Acres | ME-D IMPROVEMENTS | T | 8 | DIP MACHINERY & EQUIPMENT | 86,600 |
| | | | NR-D | T | 106 | DIP NON-RES. LAND & IMPROVEMENTS | 12,250 |
| | | | 100% Alberta School Foundation Fund Taxable Total: | | | | 98,850 |
| CAVALER SATELLITE #3 (2B) | | | | | | | |
| 924401091 | 9-NE-1-24-24-4 | 0.00 Acres | NR-D LAND & IMPROVEMENTS | T | 106 | DIP NON-RES. LAND & IMPROVEMENTS | 348,780 |
| | | | 100% Alberta School Foundation Fund Taxable Total: | | | | |
| | | | 100% Alberta School Foundation Fund | | | | |
| 924402020 | 2-SE-2-24-24-4 | 0.00 Acres | NR-D IMPROVEMENTS | T | 106 | DIP NON-RES. LAND & IMPROVEMENTS | 36,010 |
| | | | 100% Alberta School Foundation Fund Taxable Total: | | | | |
| | | | 100% Alberta School Foundation Fund | | | | |
| 924416090 | 9-NE-16-24-24-4 | 2.00 Acres | ME-D IMPROVEMENTS | T | 8 | DIP MACHINERY & EQUIPMENT | 181,550 |
| | | | NR-D | T | 106 | DIP NON-RES. LAND & IMPROVEMENTS | 15,100 |
| | | | 100% Alberta School Foundation Fund Taxable Total: | | | | 196,650 |
| Cavalier Compressor | | | | | | | |
| 924416150 | 15-NE-16-24-24-4 | 0.00 Acres | ME-D LAND & IMPROVEMENTS | T | 8 | DIP MACHINERY & EQUIPMENT | 895,270 |
| | | | NR-D | T | 106 | DIP NON-RES. LAND & IMPROVEMENTS | 339,680 |
| | | | 100% Alberta School Foundation Fund Taxable Total: | | | | 1,234,950 |
| 924424040 | 4-SW-24-24-24-4 | 0.00 Acres | ME-D IMPROVEMENTS | T | 8 | DIP MACHINERY & EQUIPMENT | 104,720 |
| | | | NR-D | T | 106 | DIP NON-RES. LAND & IMPROVEMENTS | 26,490 |
| | | | 100% Alberta School Foundation Fund Taxable Total: | | | | 131,210 |
| 924517130 | 13-NW-17-25-24-4 | 3.60 Acres | ME-D LAND & IMPROVEMENTS | T | 8 | DIP MACHINERY & EQUIPMENT | 1,338,120 |
| | | | NR-D | T | 106 | DIP NON-RES. LAND & IMPROVEMENTS | 444,620 |
| | | | 100% Alberta School Foundation Fund Taxable Total: | | | | 1,782,740 |
| Compressor Station | | | | | | | |



2020 Assessment Roll (Valuation Date 1-July, 2020) 2021 Taxation Year, Wheatland County

Assessment Year: 2020
Tax Year: 2021

| Roll | Legal Address | | | | | | Total |
|-----------|--------------------------|------------|---|-----|--------------------------------------|----------------|-----------|
| 924531100 | 10-NE-31-25-24-4 | 3.50 Acres | STRATHMORE FIELD COMP. (12E) Compressor Station | | | | |
| | ME-D LAND & IMPROVEMENTS | | T | 8 | DIP MACHINERY & EQUIPMENT | | 1,308,850 |
| | NR-D | | T | 106 | DIP NON-RES. LAND & IMPROVEMENTS | | 496,340 |
| | | | | | 100% Alberta School Foundation Fund | Taxable Total: | 1,805,190 |
| 924603020 | 2-SE-3-26-24-4 | 0.00 Acres | | | | | |
| | ME-D IMPROVEMENTS | | T | 8 | DIP MACHINERY & EQUIPMENT | Taxable Total: | 45,650 |
| | | | | | 100% Alberta School Foundation Fund | | |
| 924603140 | 14-NW-3-26-24-4 | 0.00 Acres | | | | | |
| | ME-D IMPROVEMENTS | | T | 8 | DIP MACHINERY & EQUIPMENT | Taxable Total: | 45,650 |
| | | | | | 100% Alberta School Foundation Fund | | |
| 924612010 | 1-SE-12-26-24-4 | 0.00 Acres | | | | | |
| | NR-D IMPROVEMENTS | | T | 106 | DIP NON-RES. LAND & IMPROVEMENTS | Taxable Total: | 9,030 |
| | | | | | 100% Alberta School Foundation Fund | | |
| 924614030 | 3-SW-14-26-24-4 | 4.87 Acres | GAYFORD SATELLITE (5B) GAYFORD SATELLITE | | | | |
| | ME-D LAND & IMPROVEMENTS | | T | 8 | DIP MACHINERY & EQUIPMENT | | 1,071,470 |
| | NR-D | | T | 106 | DIP NON-RES. LAND & IMPROVEMENTS | | 411,680 |
| | | | | | 100% Alberta School Foundation Fund | Taxable Total: | 1,483,150 |
| 924614080 | 8-SE-14-26-24-4 | 3.00 Acres | Remote Sump/HydroVac Storage Remote Sump/HydroVac Storage | | | | |
| | NR LAND | | T | 105 | NON-RESEIDENTIAL LAND & IMPROVEMENTS | Taxable Total: | 74,750 |
| | | | | | 100% Alberta School Foundation Fund | | |
| 924634110 | 11-NW-34-26-24-4 | 0.00 Acres | | | | | |
| | ME-D IMPROVEMENTS | | T | 8 | DIP MACHINERY & EQUIPMENT | | 243,170 |
| | NR-D | | T | 106 | DIP NON-RES. LAND & IMPROVEMENTS | | 10,030 |
| | | | | | 100% Alberta School Foundation Fund | Taxable Total: | 253,200 |
| 924635110 | 11-NW-35-26-24-4 | 1.55 Acres | | | | | |
| | ME-D LAND & IMPROVEMENTS | | T | 8 | DIP MACHINERY & EQUIPMENT | | 1,180,640 |
| | NR-D | | T | 106 | DIP NON-RES. LAND & IMPROVEMENTS | | 305,910 |
| | | | | | | Taxable Total: | 1,486,550 |



2020 Assessment Roll (Valuation Date 1-July, 2020) 2021 Taxation Year, Wheatland County

Assessment Year: 2020
Tax Year: 2021

| Roll | Legal Address | 100% Alberta School Foundation Fund | | | | Total |
|-----------|--|---|-----|----------------------------------|--|-----------|
| 924717090 | 524LK OT 9-NE-17-27-24-4 0.45 Acres | GAYFORD METER STATION P# 6932 GAYFORD METER STATION | | | | |
| | ME-D LAND & IMPROVEMENTS | T | 8 | DIP MACHINERY & EQUIPMENT | | 51,570 |
| | NR-D | T | 106 | DIP NON-RES. LAND & IMPROVEMENTS | | 69,120 |
| | | 100% Alberta School Foundation Fund Taxable Total: | | | | 120,690 |
| 924717100 | 10-NE-17-27-24-4 2.70 Acres | ENTICE COMPRESSOR STN (5D) | | | | |
| | ME-D LAND & IMPROVEMENTS | T | 8 | DIP MACHINERY & EQUIPMENT | | 59,500 |
| | NR-D | T | 106 | DIP NON-RES. LAND & IMPROVEMENTS | | 255,080 |
| | | 100% Alberta School Foundation Fund Taxable Total: | | | | 314,580 |
| 924719050 | 5-SW-19-27-24-4 1.00 Acres | Atusis Creek Compressor Atusis Creek Compressor | | | | |
| | ME-D LAND & IMPROVEMENTS | T | 8 | DIP MACHINERY & EQUIPMENT | | 1,328,920 |
| | NR-D | T | 106 | DIP NON-RES. LAND & IMPROVEMENTS | | 307,230 |
| | | 100% Alberta School Foundation Fund Taxable Total: | | | | 1,636,150 |
| 924719120 | 7510674 OT 12-NW-19-27-24-4 1.72 Acres | ATUSIS CREEK & CARSELAND METER STATION ATUSIS CREEK & CARSELAND METER STATION | | | | |
| | ME-D LAND & IMPROVEMENTS | T | 8 | DIP MACHINERY & EQUIPMENT | | 1,576,740 |
| | NR-D | T | 106 | DIP NON-RES. LAND & IMPROVEMENTS | | 241,490 |
| | | 100% Alberta School Foundation Fund Taxable Total: | | | | 1,818,230 |
| 924719122 | 9212133 A 12-NW-19-27-24-4 0.37 Acres | INJECTION SITE R/W SW CORNER Atco-Atusis Interconnect METER STATION | | | | |
| | ME-D LAND & IMPROVEMENTS | T | 8 | DIP MACHINERY & EQUIPMENT | | 1,230,920 |
| | NR-D | T | 106 | DIP NON-RES. LAND & IMPROVEMENTS | | 128,030 |
| | | 100% Alberta School Foundation Fund Taxable Total: | | | | 1,358,950 |
| 924723150 | 15-NE-23-27-24-4 1.21 Acres | | | | | |
| | ME-D LAND & IMPROVEMENTS | T | 8 | DIP MACHINERY & EQUIPMENT | | 1,308,640 |
| | NR-D | T | 106 | DIP NON-RES. LAND & IMPROVEMENTS | | 277,480 |
| | | 100% Alberta School Foundation Fund Taxable Total: | | | | 1,586,120 |
| 924727150 | 15-NE-27-27-24-4 0.00 Acres | DH: 14-34 | | | | |
| | ME-D IMPROVEMENTS | T | 8 | DIP MACHINERY & EQUIPMENT | | 307,030 |
| | NR-D | T | 106 | DIP NON-RES. LAND & IMPROVEMENTS | | 17,060 |
| | | 100% Alberta School Foundation Fund Taxable Total: | | | | 324,090 |



2020 Assessment Roll (Valuation Date 1-July, 2020) 2021 Taxation Year, Wheatland County

Assessment Year: 2020
Tax Year: 2021

| Roll | Legal Address | | | | | Total |
|-----------|--------------------------------------|--|-----|-------------------------------------|----------------|---------|
| 924730130 | 13-NW-30-27-24-4 2.00 Acres | Former Direct Energy Booster Stn | | | | |
| | ME-D IMPROVEMENTS | T | 8 | DIP MACHINERY & EQUIPMENT | | 133,770 |
| | NR-D | T | 106 | DIP NON-RES. LAND & IMPROVEMENTS | | 16,310 |
| | | | | 100% Alberta School Foundation Fund | Taxable Total: | 150,080 |
| 924733060 | 6-SW-33-27-24-4 0.00 Acres | | | | | |
| | ME-D IMPROVEMENTS | T | 8 | DIP MACHINERY & EQUIPMENT | | 76,400 |
| | NR-D | T | 106 | DIP NON-RES. LAND & IMPROVEMENTS | | 9,020 |
| | | | | 100% Alberta School Foundation Fund | Taxable Total: | 85,420 |
| 924805030 | 8011256 OT 3-SW-5-28-24-4 0.51 Acres | North of Compressor Site TANK STORAGE SITE | | | | |
| | NR-D LAND | T | 106 | DIP NON-RES. LAND & IMPROVEMENTS | Taxable Total: | 34,440 |
| | | | | 100% Alberta School Foundation Fund | | |
| 924805031 | 1291LK OT 3-SW-5-28-24-4 0.52 Acres | COMPRESSOR STATION SITE COMPRESSOR STATION | | | | |
| | ME-D LAND & IMPROVEMENTS | T | 8 | DIP MACHINERY & EQUIPMENT | | 115,560 |
| | NR-D | T | 106 | DIP NON-RES. LAND & IMPROVEMENTS | | 241,590 |
| | | | | 100% Alberta School Foundation Fund | Taxable Total: | 357,150 |
| 924805040 | 3-SW-5-28-24-4 0.52 Acres | METERING STATION SITE | | | | |
| | ME-D LAND & IMPROVEMENTS | T | 8 | DIP MACHINERY & EQUIPMENT | | 358,160 |
| | NR-D | T | 106 | DIP NON-RES. LAND & IMPROVEMENTS | | 197,920 |
| | | | | 100% Alberta School Foundation Fund | Taxable Total: | 556,080 |
| 924806100 | 10-NE-6-28-24-4 0.00 Acres | | | | | |
| | ME-D IMPROVEMENTS | T | 8 | DIP MACHINERY & EQUIPMENT | | 52,790 |
| | NR-D | T | 106 | DIP NON-RES. LAND & IMPROVEMENTS | | 9,020 |
| | | | | 100% Alberta School Foundation Fund | Taxable Total: | 61,810 |
| 925207100 | 10-NE-7-22-25-4 0.00 Acres | | | | | |
| | ME-D IMPROVEMENTS | T | 8 | DIP MACHINERY & EQUIPMENT | | 58,210 |
| | NR-D | T | 106 | DIP NON-RES. LAND & IMPROVEMENTS | | 9,690 |
| | | | | 100% Alberta School Foundation Fund | Taxable Total: | 67,900 |



2020 Assessment Roll (Valuation Date 1-July, 2020) 2021 Taxation Year, Wheatland County

Assessment Year: 2020
Tax Year: 2021

| Roll | Legal Address | | | | | Total |
|-----------|--------------------------|-------------|---|-----|-------------------------------------|---------|
| 925210070 | 7-SE-10-22-25-4 | 0.00 Acres | | | | |
| | ME-D IMPROVEMENTS | | T | 8 | DIP MACHINERY & EQUIPMENT | 50,500 |
| | NR-D | | T | 106 | DIP NON-RES. LAND & IMPROVEMENTS | 9,690 |
| | | | | | 100% Alberta School Foundation Fund | |
| | | | | | Taxable Total: | 60,190 |
| 925211140 | 14-NW-11-22-25-4 | 0.00 Acres | | | | |
| | ME-D IMPROVEMENTS | | T | 8 | DIP MACHINERY & EQUIPMENT | 247,980 |
| | NR-D | | T | 106 | DIP NON-RES. LAND & IMPROVEMENTS | 29,780 |
| | | | | | 100% Alberta School Foundation Fund | |
| | | | | | Taxable Total: | 277,760 |
| 925214100 | 10-NE-14-22-25-4 | 0.00 Acres | | | | |
| | ME-D IMPROVEMENTS | | T | 8 | DIP MACHINERY & EQUIPMENT | 55,290 |
| | NR-D | | T | 106 | DIP NON-RES. LAND & IMPROVEMENTS | 9,690 |
| | | | | | 100% Alberta School Foundation Fund | |
| | | | | | Taxable Total: | 64,980 |
| 925217090 | 9-NE-17-22-25-4 | 0.00 Acres | | | | |
| | ME-D IMPROVEMENTS | | T | 8 | DIP MACHINERY & EQUIPMENT | 103,570 |
| | NR-D | | T | 106 | DIP NON-RES. LAND & IMPROVEMENTS | 13,140 |
| | | | | | 100% Alberta School Foundation Fund | |
| | | | | | Taxable Total: | 116,710 |
| 925217110 | 11-NW-17-22-25-4 | 0.00 Acres | | | | |
| | ME-D IMPROVEMENTS | | T | 8 | DIP MACHINERY & EQUIPMENT | 60,290 |
| | NR-D | | T | 106 | DIP NON-RES. LAND & IMPROVEMENTS | 8,910 |
| | | | | | 100% Alberta School Foundation Fund | |
| | | | | | Taxable Total: | 69,200 |
| 925219120 | 12-NW-19-22-25-4 | 0.00 Acres | | | | |
| | ME-D IMPROVEMENTS | | T | 8 | DIP MACHINERY & EQUIPMENT | 113,370 |
| | NR-D | | T | 106 | DIP NON-RES. LAND & IMPROVEMENTS | 14,760 |
| | | | | | 100% Alberta School Foundation Fund | |
| | | | | | Taxable Total: | 128,130 |
| 925221090 | 9-NE-21-22-25-4 | 25.02 Acres | ROCKY MOUNTAIN Gas to Liquids "GTL" Plant | | | |
| | 223058 RGE RD 253 | | | | | |
| | NR-D LAND & IMPROVEMENTS | | T | 106 | DIP NON-RES. LAND & IMPROVEMENTS | 795,520 |
| | | | | | 100% Alberta School Foundation Fund | |



2020 Assessment Roll (Valuation Date 1-July, 2020) 2021 Taxation Year, Wheatland County

Assessment Year: 2020
Tax Year: 2021

| Roll | Legal Address | | | | | Total |
|-----------|--|---|-----|-------------------------------------|----------------|-----------|
| 925221160 | 1812398 A NE-21-22-25-4 19.46 Acres 223060 RGE RD 253 | Northeasterly portion CARSELAND GAS PLANT | | | | |
| | F-D LAND & IMPROVEMENTS | T | 2 | DIP FARMLAND | | 470 |
| | ME-D | T | 8 | DIP MACHINERY & EQUIPMENT | | 2,956,450 |
| | NR-D | T | 106 | DIP NON-RES. LAND & IMPROVEMENTS | | 1,271,080 |
| | | | | 100% Alberta School Foundation Fund | Taxable Total: | 4,228,000 |
| 925227060 | 6-SW-27-22-25-4 0.00 Acres | | | | | |
| | ME-D IMPROVEMENTS | T | 8 | DIP MACHINERY & EQUIPMENT | | 55,310 |
| | NR-D | T | 106 | DIP NON-RES. LAND & IMPROVEMENTS | | 9,020 |
| | | | | 100% Alberta School Foundation Fund | Taxable Total: | 64,330 |
| 925229100 | 10-NE-29-22-25-4 0.00 Acres | | | | | |
| | NR-D IMPROVEMENTS | T | 106 | DIP NON-RES. LAND & IMPROVEMENTS | Taxable Total: | 8,910 |
| | | | | 100% Alberta School Foundation Fund | | |
| 925232020 | 2-SE-32-22-25-4 7.92 Acres 225008 RGE RD 254 | Gas Plant | | | | |
| | ME-D LAND & IMPROVEMENTS | T | 8 | DIP MACHINERY & EQUIPMENT | | 1,516,400 |
| | NR-D | T | 106 | DIP NON-RES. LAND & IMPROVEMENTS | | 584,710 |
| | | | | 100% Alberta School Foundation Fund | Taxable Total: | 2,101,110 |
| 925233040 | 4-SW-33-22-25-4 0.00 Acres | | | | | |
| | ME-D IMPROVEMENTS | T | 8 | DIP MACHINERY & EQUIPMENT | | 409,280 |
| | NR-D | T | 106 | DIP NON-RES. LAND & IMPROVEMENTS | | 20,740 |
| | | | | 100% Alberta School Foundation Fund | Taxable Total: | 430,020 |
| 925233060 | 6-SW-33-22-25-4 0.00 Acres | | | | | |
| | ME-D IMPROVEMENTS | T | 8 | DIP MACHINERY & EQUIPMENT | | 101,120 |
| | NR-D | T | 106 | DIP NON-RES. LAND & IMPROVEMENTS | | 26,900 |
| | | | | 100% Alberta School Foundation Fund | Taxable Total: | 128,020 |
| 925303070 | 7-SE-3-23-25-4 | | | | | |
| | ME-D IMPROVEMENTS | T | 8 | DIP MACHINERY & EQUIPMENT | | 295,850 |
| | NR-D | T | 106 | DIP NON-RES. LAND & IMPROVEMENTS | | 28,410 |
| | | | | 100% Alberta School Foundation Fund | Taxable Total: | 324,260 |



2020 Assessment Roll (Valuation Date 1-July, 2020) 2021 Taxation Year, Wheatland County

Assessment Year: 2020
Tax Year: 2021

| Roll | Legal Address | | | | Total |
|-----------|--|------------|-------|---|--------------------------|
| 925304030 | 3-SW-4-23-25-4 | 0.00 Acres | | | |
| | ME-D IMPROVEMENTS | | T 8 | DIP MACHINERY & EQUIPMENT | 66,910 |
| | NR-D | | T 106 | DIP NON-RES. LAND & IMPROVEMENTS | 28,690 |
| | | | 100% | Alberta School Foundation Fund | Taxable Total: 95,600 |
| 925305070 | 7-SE-5-23-25-4 | 0.00 Acres | | | |
| | ME-D IMPROVEMENTS | | T 8 | DIP MACHINERY & EQUIPMENT | 62,870 |
| | NR-D | | T 106 | DIP NON-RES. LAND & IMPROVEMENTS | 9,020 |
| | | | 100% | Alberta School Foundation Fund | Taxable Total: 71,890 |
| 925314160 | 16-NE-14-23-25-4 | 3.00 Acres | | | |
| | NR-D LAND & IMPROVEMENTS | | T 106 | DIP NON-RES. LAND & IMPROVEMENTS | Taxable Total: 276,740 |
| | | | 100% | Alberta School Foundation Fund | |
| 925316030 | 3-SW-16-23-25-4 | | | | |
| | ME-D IMPROVEMENTS | | T 8 | DIP MACHINERY & EQUIPMENT | 252,680 |
| | NR-D | | T 106 | DIP NON-RES. LAND & IMPROVEMENTS | 18,250 |
| | | | 100% | Alberta School Foundation Fund | Taxable Total: 270,930 |
| 925320150 | 15-NE-20-23-25-4 | 0.00 Acres | | | |
| | ME-D IMPROVEMENTS | | T 8 | DIP MACHINERY & EQUIPMENT | 58,210 |
| | NR-D | | T 106 | DIP NON-RES. LAND & IMPROVEMENTS | 8,910 |
| | | | 100% | Alberta School Foundation Fund | Taxable Total: 67,120 |
| 925328060 | 0613464 A SW-28-23-25-4 29.99 Acres 253044 TWP RD 234 | | | COMP.SITE E HALF LSD 3 & 6 GAS Plant & 255' Tower | |
| | F-D LAND & IMPROVEMENTS | | T 2 | DIP FARMLAND | 3,190 |
| | ME-D | | T 8 | DIP MACHINERY & EQUIPMENT | 3,294,790 |
| | NR-D | | T 106 | DIP NON-RES. LAND & IMPROVEMENTS | 1,056,380 |
| | | | 100% | Alberta School Foundation Fund | Taxable Total: 4,354,360 |
| 925331040 | 4-SW-31-23-25-4 | 0.00 Acres | | | |
| | NR-D IMPROVEMENTS | | T 106 | DIP NON-RES. LAND & IMPROVEMENTS | Taxable Total: 4,830 |
| | | | 100% | Alberta School Foundation Fund | |



2020 Assessment Roll (Valuation Date 1-July, 2020) 2021 Taxation Year, Wheatland County

Assessment Year: 2020
Tax Year: 2021

| Roll | Legal Address | | | | Total |
|-----------|-------------------|------------|-------------------------------------|----------------------------------|---------|
| 925332100 | 10-NE-32-23-25-4 | 0.00 Acres | | | |
| | ME-D IMPROVEMENTS | | T 8 | DIP MACHINERY & EQUIPMENT | 51,940 |
| | NR-D | | T 106 | DIP NON-RES. LAND & IMPROVEMENTS | 8,910 |
| | | | 100% Alberta School Foundation Fund | Taxable Total: | 60,850 |
| 925333140 | 14-NW-33-23-25-4 | 0.00 Acres | | | |
| | NR-D IMPROVEMENTS | | T 106 | DIP NON-RES. LAND & IMPROVEMENTS | 2,860 |
| | | | 100% Alberta School Foundation Fund | Taxable Total: | |
| 925401020 | 2-SE-1-24-25-4 | 0.00 Acres | | | |
| | NR-D IMPROVEMENTS | | T 106 | DIP NON-RES. LAND & IMPROVEMENTS | 6,050 |
| | | | 100% Alberta School Foundation Fund | Taxable Total: | |
| 925404140 | 14-NW-4-24-25-4 | 0.00 Acres | | | |
| | NR-D IMPROVEMENTS | | T 106 | DIP NON-RES. LAND & IMPROVEMENTS | 3,560 |
| | | | 100% Alberta School Foundation Fund | Taxable Total: | |
| 925405070 | 7-SE-5-24-25-4 | 0.00 Acres | | | |
| | NR-D IMPROVEMENTS | | T 106 | DIP NON-RES. LAND & IMPROVEMENTS | 11,290 |
| | | | 100% Alberta School Foundation Fund | Taxable Total: | |
| 925405140 | 14-NW-5-24-25-4 | 0.00 Acres | | | |
| | ME-D IMPROVEMENTS | | T 8 | DIP MACHINERY & EQUIPMENT | 129,320 |
| | NR-D | | T 106 | DIP NON-RES. LAND & IMPROVEMENTS | 14,560 |
| | | | 100% Alberta School Foundation Fund | Taxable Total: | 143,880 |
| 925406080 | 8-SE-6-24-25-4 | 0.00 Acres | | Downhole 5-5-24-25 | |
| | ME-D IMPROVEMENTS | | T 8 | DIP MACHINERY & EQUIPMENT | 95,280 |
| | NR-D | | T 106 | DIP NON-RES. LAND & IMPROVEMENTS | 12,960 |
| | | | 100% Alberta School Foundation Fund | Taxable Total: | 108,240 |
| 925406100 | 10-NE-6-24-25-4 | 0.00 Acres | | | |
| | ME-D IMPROVEMENTS | | T 8 | DIP MACHINERY & EQUIPMENT | 88,170 |
| | NR-D | | T 106 | DIP NON-RES. LAND & IMPROVEMENTS | 11,140 |
| | | | | Taxable Total: | 99,310 |



2020 Assessment Roll (Valuation Date 1-July, 2020) 2021 Taxation Year, Wheatland County

Assessment Year: 2020
Tax Year: 2021

| Roll | Legal Address | 100% Alberta School Foundation Fund | | | | Total |
|-----------|--------------------------|-------------------------------------|-------------------------------------|--------------------------------------|---|-----------|
| 925406160 | 16-NE-6-24-25-4 | 0.00 Acres | | | | |
| | ME-D IMPROVEMENTS | | T 8 | DIP MACHINERY & EQUIPMENT | | 144,180 |
| | NR-D | | T 106 | DIP NON-RES. LAND & IMPROVEMENTS | | 18,640 |
| | | | 100% Alberta School Foundation Fund | | Taxable Total: | 162,820 |
| 925408160 | 16-NE-8-24-25-4 | 0.00 Acres | | | | |
| | ME-D IMPROVEMENTS | | T 8 | DIP MACHINERY & EQUIPMENT | | 82,360 |
| | NR-D | | T 106 | DIP NON-RES. LAND & IMPROVEMENTS | | 28,690 |
| | | | 100% Alberta School Foundation Fund | | Taxable Total: | 111,050 |
| 925409110 | 11-NW-9-24-25-4 | 0.00 Acres | | | | |
| | ME-D IMPROVEMENTS | | T 8 | DIP MACHINERY & EQUIPMENT | | 101,300 |
| | NR-D | | T 106 | DIP NON-RES. LAND & IMPROVEMENTS | | 10,820 |
| | | | 100% Alberta School Foundation Fund | | Taxable Total: | 112,120 |
| 925420100 | 10-NE-20-24-25-4 | 0.00 Acres | | | | |
| | ME-D IMPROVEMENTS | | T 8 | DIP MACHINERY & EQUIPMENT | | 78,110 |
| | NR-D | | T 106 | DIP NON-RES. LAND & IMPROVEMENTS | | 12,960 |
| | | | 100% Alberta School Foundation Fund | | Taxable Total: | 91,070 |
| 925427090 | 9-NE-27-24-25-4 | 2.50 Acres | | | STRATHMORE PHASE 1 COMP. (12B) Compressor Station | |
| | ME-D LAND & IMPROVEMENTS | | T 8 | DIP MACHINERY & EQUIPMENT | | 1,973,280 |
| | NR-D | | T 106 | DIP NON-RES. LAND & IMPROVEMENTS | | 820,480 |
| | | | 100% Alberta School Foundation Fund | | Taxable Total: | 2,793,760 |
| 925427091 | 9-NE-27-24-25-4 | 1,600 Sq. Feet | | | NW Corner of Encana Plant Site | |
| | ME-D LAND & IMPROVEMENTS | | T 8 | DIP MACHINERY & EQUIPMENT | | 70,320 |
| | NR-D | | T 106 | DIP NON-RES. LAND & IMPROVEMENTS | | 29,270 |
| | | | 100% Alberta School Foundation Fund | | Taxable Total: | 99,590 |
| 925427092 | 9-NE-27-24-25-4 | 8.36 Acres | | | SE of Plant Site former Natural Gas Fueling Station | |
| | NR LAND | | T 105 | NON-RESEIDENTIAL LAND & IMPROVEMENTS | | 353,590 |
| | | | 100% Alberta School Foundation Fund | | Taxable Total: | |



2020 Assessment Roll (Valuation Date 1-July, 2020) 2021 Taxation Year, Wheatland County

Assessment Year: 2020
Tax Year: 2021

| Roll | Legal Address | | | | | Total |
|-----------|--------------------------------------|-------------------------|-----|-------------------------------------|----------------|---------|
| 925427130 | 13-NW-27-24-25-4 0.00 Acres | DOWNHOLE 10-28-24-25W4 | | | | |
| | NR-D IMPROVEMENTS | T | 106 | DIP NON-RES. LAND & IMPROVEMENTS | Taxable Total: | 3,560 |
| | | | | 100% Alberta School Foundation Fund | | |
| 925430120 | 12-NW-30-24-25-4 0.53 Acres | BENAMAN RECEIPT STATION | | | | |
| | ME-D LAND & IMPROVEMENTS | T | 8 | DIP MACHINERY & EQUIPMENT | | 164,520 |
| | NR-D | T | 106 | DIP NON-RES. LAND & IMPROVEMENTS | | 81,710 |
| | | | | 100% Alberta School Foundation Fund | Taxable Total: | 246,230 |
| 925432050 | 5-SW-32-24-25-4 | | | | | |
| | ME-D IMPROVEMENTS | T | 8 | DIP MACHINERY & EQUIPMENT | Taxable Total: | 81,960 |
| | | | | 100% Alberta School Foundation Fund | | |
| 925506030 | 7710124 OT 3-SW-6-25-25-4 0.11 Acres | Strathmore Receipt | | | | |
| | ME-D LAND & IMPROVEMENTS | T | 8 | DIP MACHINERY & EQUIPMENT | | 180,030 |
| | NR-D | T | 106 | DIP NON-RES. LAND & IMPROVEMENTS | | 66,350 |
| | | | | 100% Alberta School Foundation Fund | Taxable Total: | 246,380 |
| 925510020 | 2-SE-10-25-25-4 0.00 Acres | | | | | |
| | ME-D IMPROVEMENTS | T | 8 | DIP MACHINERY & EQUIPMENT | | 70,730 |
| | NR-D | T | 106 | DIP NON-RES. LAND & IMPROVEMENTS | | 11,770 |
| | | | | 100% Alberta School Foundation Fund | Taxable Total: | 82,500 |
| 925510110 | 11-NW-10-25-25-4 0.00 Acres | D.H 11-3- | | | | |
| | NR-D IMPROVEMENTS | T | 106 | DIP NON-RES. LAND & IMPROVEMENTS | Taxable Total: | 11,230 |
| | | | | 100% Alberta School Foundation Fund | | |
| 925510120 | 12-NW-10-25-25-4 0.00 Acres | | | | | |
| | NR-D IMPROVEMENTS | T | 106 | DIP NON-RES. LAND & IMPROVEMENTS | Taxable Total: | 18,630 |
| | | | | 100% Alberta School Foundation Fund | | |
| 925513110 | 11-NW-13-25-25-4 0.00 Acres | | | | | |
| | ME-D IMPROVEMENTS | T | 8 | DIP MACHINERY & EQUIPMENT | | 67,320 |
| | NR-D | T | 106 | DIP NON-RES. LAND & IMPROVEMENTS | | 8,910 |
| | | | | | Taxable Total: | 76,230 |



2020 Assessment Roll (Valuation Date 1-July, 2020) 2021 Taxation Year, Wheatland County

Assessment Year: 2020
Tax Year: 2021

| Roll | Legal Address | 100% Alberta School Foundation Fund | Total |
|-----------|--|--|-----------|
| 925514060 | 6-SW-14-25-25-4 0.00 Acres | | |
| | ME-D IMPROVEMENTS | T 8 DIP MACHINERY & EQUIPMENT | 77,700 |
| | NR-D | T 106 DIP NON-RES. LAND & IMPROVEMENTS | 8,910 |
| | | 100% Alberta School Foundation Fund Taxable Total: | 86,610 |
| 925515060 | 6-SW-15-25-25-4 0.00 Acres | | |
| | NR-D IMPROVEMENTS | T 106 DIP NON-RES. LAND & IMPROVEMENTS | 3,560 |
| | | 100% Alberta School Foundation Fund Taxable Total: | |
| 925533100 | 10-NE-33-25-25-4 3.20 Acres | COMPRESSOR SITE Compressor Station | |
| | ME-D LAND & IMPROVEMENTS | T 8 DIP MACHINERY & EQUIPMENT | 1,304,070 |
| | NR-D | T 106 DIP NON-RES. LAND & IMPROVEMENTS | 350,190 |
| | | 100% Alberta School Foundation Fund Taxable Total: | 1,654,260 |
| 925534150 | 15-NE-34-25-25-4 0.00 Acres | | |
| | NR-D IMPROVEMENTS | T 106 DIP NON-RES. LAND & IMPROVEMENTS | 5,610 |
| | | 100% Alberta School Foundation Fund Taxable Total: | |
| 925603110 | 11-NW-3-26-25-4 0.00 Acres | | |
| | ME-D IMPROVEMENTS | T 8 DIP MACHINERY & EQUIPMENT | 44,670 |
| | NR-D | T 106 DIP NON-RES. LAND & IMPROVEMENTS | 13,610 |
| | | 100% Alberta School Foundation Fund Taxable Total: | 58,280 |
| 925606030 | 3-SW-6-26-25-4 0.00 Acres | | |
| | ME-D IMPROVEMENTS | T 8 DIP MACHINERY & EQUIPMENT | 106,960 |
| | NR-D | T 106 DIP NON-RES. LAND & IMPROVEMENTS | 14,030 |
| | | 100% Alberta School Foundation Fund Taxable Total: | 120,990 |
| 925617140 | 14-NW-17-26-25-4 0.00 Acres | | |
| | ME-D IMPROVEMENTS | T 8 DIP MACHINERY & EQUIPMENT | 50,910 |
| | NR-D | T 106 DIP NON-RES. LAND & IMPROVEMENTS | 23,030 |
| | | 100% Alberta School Foundation Fund Taxable Total: | 73,940 |
| 926205130 | 1310024 1 1 NW-5-22-26-4 123.18 Acres 264077 TWP RD 221 | ORICA PLANT SITE ORICA Carseland Manufacturing Plant | |



2020 Assessment Roll (Valuation Date 1-July, 2020) 2021 Taxation Year, Wheatland County

Assessment Year: 2020
Tax Year: 2021

| Roll | Legal Address | | | | | Total |
|-----------|-----------------|----------------------------|---|------|--|----------------------------|
| | F-D | LAND & IMPROVEMENTS | T | 2 | DIP FARMLAND | 20,370 |
| | ME-D | | T | 8 | DIP MACHINERY & EQUIPMENT | 80,981,580 |
| | NR-D | | T | 106 | DIP NON-RES. LAND & IMPROVEMENTS | 27,201,640 |
| | | | | 100% | Alberta School Foundation Fund | Taxable Total: 108,203,590 |
| 926205131 | 13-NW-5-22-26-4 | 0.00 Acres | | | NW corner, West of Parking Lot | |
| | ME-D | IMPROVEMENTS | T | 8 | DIP MACHINERY & EQUIPMENT | 12,190 |
| | NR-D | | T | 106 | DIP NON-RES. LAND & IMPROVEMENTS | 8,250 |
| | | | | 100% | Alberta School Foundation Fund | Taxable Total: 20,440 |
| 926206100 | 10-NE-6-22-26-4 | 0.00 Acres | | | Meter Station Carseland Co-Generation | |
| | ME-D | IMPROVEMENTS | T | 8 | DIP MACHINERY & EQUIPMENT | 190,290 |
| | NR-D | | T | 106 | DIP NON-RES. LAND & IMPROVEMENTS | 44,230 |
| | | | | 100% | Alberta School Foundation Fund | Taxable Total: 234,520 |
| 926206150 | 0111621 | 15-NE-6-22-26-4 0.63 Acres | | | Area A Substation Site Substation Site | |
| | NR-D | LAND & IMPROVEMENTS | T | 106 | DIP NON-RES. LAND & IMPROVEMENTS | 138,030 |
| | | | | 100% | Alberta School Foundation Fund | Taxable Total: |
| 926206160 | N -6-22-26-4 | 467.92 Acres | | | AGRIUM PLANT SITE & SE QRT NUTRIEN AGRIUM Carseland Nitrogen Plant | |
| | 220061 | RGE RD 270 | | | | |
| | F | LAND & IMPROVEMENTS | T | 1 | FARMLAND | 44,200 |
| | ME | | T | 7 | MACHINERY & EQUIPMENT | 185,269,410 |
| | NR | | T | 105 | NON-RESEIDENTIAL LAND & IMPROVEMENTS | 69,619,350 |
| | | | | 100% | Alberta School Foundation Fund | Taxable Total: 254,932,960 |
| 926206161 | 9-NE-6-22-26-4 | 0.00 Acres | | | ON SITE OF AGRIUM PLANT ATCO-Carseland Fertilizer Plant Delivery | |
| | ME-D | IMPROVEMENTS | T | 8 | DIP MACHINERY & EQUIPMENT | 479,380 |
| | NR-D | | T | 106 | DIP NON-RES. LAND & IMPROVEMENTS | 161,040 |
| | | | | 100% | Alberta School Foundation Fund | Taxable Total: 640,420 |
| 926206162 | 0112385 A | NE-6-22-26-4 2.03 Acres | | | AREA A, CARSELAND COGEN Carseland Cogeneration Plant | |
| | ME-D | LAND & IMPROVEMENTS | T | 8 | DIP MACHINERY & EQUIPMENT | 7,818,040 |
| | NR-D | | T | 106 | DIP NON-RES. LAND & IMPROVEMENTS | 746,080 |
| | | | | 100% | Alberta School Foundation Fund | Taxable Total: 8,564,120 |
| 926206165 | N -6-22-26-4 | | | | PRAXAIR EQUIPMENT PRAXAIR EQUIPMENT ON AGRIUM PLANT SITE | |



2020 Assessment Roll (Valuation Date 1-July, 2020) 2021 Taxation Year, Wheatland County

Assessment Year: 2020
Tax Year: 2021

| Roll | Legal Address | | | | | | Total |
|-----------|--------------------------|------------|---|-----|-------------------------------------|--|-----------|
| | ME-D IMPROVEMENTS | | T | 8 | DIP MACHINERY & EQUIPMENT | Taxable Total: | 182,790 |
| | | | | | 100% Alberta School Foundation Fund | | |
| 926207010 | 1-SE-7-22-26-4 | 1.70 Acres | | | | | |
| | NR-D LAND & IMPROVEMENTS | | T | 106 | DIP NON-RES. LAND & IMPROVEMENTS | Taxable Total: | 270,260 |
| | | | | | 100% Alberta School Foundation Fund | | |
| 926208040 | 4-SW-8-22-26-4 | 0.07 Acres | | | | | |
| | ME-D LAND & IMPROVEMENTS | | T | 8 | DIP MACHINERY & EQUIPMENT | | 21,220 |
| | NR-D | | T | 106 | DIP NON-RES. LAND & IMPROVEMENTS | | 35,520 |
| | | | | | 100% Alberta School Foundation Fund | Taxable Total: | 56,740 |
| 926228140 | 14-NW-28-22-26-4 | 0.40 Acres | | | | CARSELAND GATE TIE IN | |
| | ME-D LAND & IMPROVEMENTS | | T | 8 | DIP MACHINERY & EQUIPMENT | | 147,160 |
| | NR-D | | T | 106 | DIP NON-RES. LAND & IMPROVEMENTS | | 51,670 |
| | | | | | 100% Alberta School Foundation Fund | Taxable Total: | 198,830 |
| 926229010 | 1-SE-29-22-26-4 | 2.07 Acres | | | | Oilfield SE CORNER 300'X 300' CARSELAND BULK ODORANT - STATION 50327 | |
| | NR-D LAND & IMPROVEMENTS | | T | 106 | DIP NON-RES. LAND & IMPROVEMENTS | Taxable Total: | 1,207,640 |
| | | | | | 100% Alberta School Foundation Fund | | |
| 926229011 | 1-SE-29-22-26-4 | 0.00 Acres | | | | CARSELAND RECEIPT Carseland Receipt | |
| | ME-D IMPROVEMENTS | | T | 8 | DIP MACHINERY & EQUIPMENT | | 572,770 |
| | NR-D | | T | 106 | DIP NON-RES. LAND & IMPROVEMENTS | | 38,630 |
| | | | | | 100% Alberta School Foundation Fund | Taxable Total: | 611,400 |
| 926229070 | 7-SE-29-22-26-4 | 3.00 Acres | | | | Compressor Station | |
| | ME-D LAND & IMPROVEMENTS | | T | 8 | DIP MACHINERY & EQUIPMENT | | 1,326,360 |
| | NR-D | | T | 106 | DIP NON-RES. LAND & IMPROVEMENTS | | 385,220 |
| | | | | | 100% Alberta School Foundation Fund | Taxable Total: | 1,711,580 |
| 926235090 | 9-NE-35-22-26-4 | 0.00 Acres | | | | | |
| | ME-D IMPROVEMENTS | | T | 8 | DIP MACHINERY & EQUIPMENT | | 273,950 |
| | NR-D | | T | 106 | DIP NON-RES. LAND & IMPROVEMENTS | | 14,030 |
| | | | | | 100% Alberta School Foundation Fund | Taxable Total: | 287,980 |



2020 Assessment Roll (Valuation Date 1-July, 2020) 2021 Taxation Year, Wheatland County

Assessment Year: 2020
Tax Year: 2021

| Roll | Legal Address | | | | Total |
|-----------|--------------------------|------------|-------|----------------------------------|--------------------------|
| 926236010 | 1-SE-36-22-26-4 | 0.00 Acres | | | |
| | ME-D IMPROVEMENTS | | T 8 | DIP MACHINERY & EQUIPMENT | 198,440 |
| | NR-D | | T 106 | DIP NON-RES. LAND & IMPROVEMENTS | 12,570 |
| | | | 100% | Alberta School Foundation Fund | Taxable Total: 211,010 |
| 926305060 | 6-SW-5-23-26-4 | 3.00 Acres | | Compressor Station | |
| | ME-D LAND & IMPROVEMENTS | | T 8 | DIP MACHINERY & EQUIPMENT | 324,210 |
| | NR-D | | T 106 | DIP NON-RES. LAND & IMPROVEMENTS | 398,520 |
| | | | 100% | Alberta School Foundation Fund | Taxable Total: 722,730 |
| 926316020 | 2-SE-16-23-26-4 | 0.00 Acres | | | |
| | NR-D IMPROVEMENTS | | T 106 | DIP NON-RES. LAND & IMPROVEMENTS | 28,320 |
| | | | 100% | Alberta School Foundation Fund | Taxable Total: 28,320 |
| 926316130 | 13-NW-16-23-26-4 | 0.10 Acres | | LANGDON MASTER METERING | |
| | ME-D LAND & IMPROVEMENTS | | T 8 | DIP MACHINERY & EQUIPMENT | 94,030 |
| | NR-D | | T 106 | DIP NON-RES. LAND & IMPROVEMENTS | 33,600 |
| | | | 100% | Alberta School Foundation Fund | Taxable Total: 127,630 |
| 926325070 | 7-SE-25-23-26-4 | 3.66 Acres | | Compressor Station | |
| | ME-D LAND & IMPROVEMENTS | | T 8 | DIP MACHINERY & EQUIPMENT | 475,800 |
| | NR-D | | T 106 | DIP NON-RES. LAND & IMPROVEMENTS | 370,150 |
| | | | 100% | Alberta School Foundation Fund | Taxable Total: 845,950 |
| 926329130 | 13-NW-29-23-26-4 | 3.00 Acres | | Compressor Station | |
| | ME-D LAND & IMPROVEMENTS | | T 8 | DIP MACHINERY & EQUIPMENT | 1,408,400 |
| | NR-D | | T 106 | DIP NON-RES. LAND & IMPROVEMENTS | 385,220 |
| | | | 100% | Alberta School Foundation Fund | Taxable Total: 1,793,620 |
| 926335160 | 16-NE-35-23-26-4 | 0.06 Acres | | | |
| | ME-D LAND & IMPROVEMENTS | | T 8 | DIP MACHINERY & EQUIPMENT | 49,900 |
| | NR-D | | T 106 | DIP NON-RES. LAND & IMPROVEMENTS | 21,350 |
| | | | 100% | Alberta School Foundation Fund | Taxable Total: 71,250 |



2020 Assessment Roll (Valuation Date 1-July, 2020) 2021 Taxation Year, Wheatland County

Assessment Year: 2020
Tax Year: 2021

| Roll | Legal Address | | | | | | Total |
|-----------|--------------------------|------------|---------------------------------------|--------------------------------------|----------------|--|-----------|
| 926336130 | 13-NW-36-23-26-4 | 0.18 Acres | Central West Portion METERING STATION | | | | |
| | ME-D LAND & IMPROVEMENTS | | T 8 | DIP MACHINERY & EQUIPMENT | | | 73,250 |
| | NR-D | | T 106 | DIP NON-RES. LAND & IMPROVEMENTS | | | 84,380 |
| | | | 100% | Alberta School Foundation Fund | Taxable Total: | | 157,630 |
| 926407060 | 0911733 A,B SW-7-24-26-4 | 5.11 Acres | N.E. CORNER LSD 6 Well site | | | | |
| | NR LAND | | T 105 | NON-RESEIDENTIAL LAND & IMPROVEMENTS | Taxable Total: | | 195,620 |
| | | | 100% | Alberta School Foundation Fund | | | |
| 926410110 | 11-NW-10-24-26-4 | 0.10 Acres | Tower- CCI wireless | | | | |
| | NR LAND & IMPROVEMENTS | | T 105 | NON-RESEIDENTIAL LAND & IMPROVEMENTS | Taxable Total: | | 161,090 |
| | | | 100% | Alberta School Foundation Fund | | | |
| 926412150 | 15-NE-12-24-26-4 | 0.91 Acres | Atco-Cheadle Rural Gate Meter Station | | | | |
| | ME-D LAND & IMPROVEMENTS | | T 8 | DIP MACHINERY & EQUIPMENT | | | 182,170 |
| | NR-D | | T 106 | DIP NON-RES. LAND & IMPROVEMENTS | | | 170,990 |
| | | | 100% | Alberta School Foundation Fund | Taxable Total: | | 353,160 |
| 926412151 | 15-NE-12-24-26-4 | 0.00 Acres | | | | | |
| | ME-D IMPROVEMENTS | | T 8 | DIP MACHINERY & EQUIPMENT | | | 26,180 |
| | NR-D | | T 106 | DIP NON-RES. LAND & IMPROVEMENTS | | | 2,280 |
| | | | 100% | Alberta School Foundation Fund | Taxable Total: | | 28,460 |
| 926426140 | 14-NW-26-24-26-4 | 7.50 Acres | GAS Plant | | | | |
| | ME-D LAND & IMPROVEMENTS | | T 8 | DIP MACHINERY & EQUIPMENT | | | 3,529,830 |
| | NR-D | | T 106 | DIP NON-RES. LAND & IMPROVEMENTS | | | 911,210 |
| | | | 100% | Alberta School Foundation Fund | Taxable Total: | | 4,441,040 |
| 926512100 | 10-NE-12-25-26-4 | 3.00 Acres | Compressor Station | | | | |
| | ME-D LAND & IMPROVEMENTS | | T 8 | DIP MACHINERY & EQUIPMENT | | | 1,339,290 |
| | NR-D | | T 106 | DIP NON-RES. LAND & IMPROVEMENTS | | | 491,550 |
| | | | 100% | Alberta School Foundation Fund | Taxable Total: | | 1,830,840 |
| 926515020 | 2-SE-15-25-26-4 | 2.30 Acres | Compressor Station | | | | |



2020 Assessment Roll (Valuation Date 1-July, 2020)
2021 Taxation Year, Wheatland County

Assessment Year: 2020
Tax Year: 2021

| Roll | Legal Address | | | | Total |
|-----------|--------------------------|---|-----|-------------------------------------|-----------|
| | ME-D LAND & IMPROVEMENTS | T | 8 | DIP MACHINERY & EQUIPMENT | 1,801,830 |
| | NR-D | T | 106 | DIP NON-RES. LAND & IMPROVEMENTS | 419,930 |
| | | | | 100% Alberta School Foundation Fund | |
| | | | | Taxable Total: | 2,221,760 |
| 926522050 | 5-SW-22-25-26-4 | | | 0.00 Acres | |
| | ME-D IMPROVEMENTS | T | 8 | DIP MACHINERY & EQUIPMENT | 89,890 |
| | NR-D | T | 106 | DIP NON-RES. LAND & IMPROVEMENTS | 11,140 |
| | | | | 100% Alberta School Foundation Fund | |
| | | | | Taxable Total: | 101,030 |



2020 Assessment Roll (Valuation Date 1-July, 2020) 2021 Taxation Year, Wheatland County

Assessment Year: 2020
Tax Year: 2021

| Code | Description | Status | Records | Total |
|----------------------|---|--------|---------|---------------|
| 1 | FARMLAND | T | 8,653 | 199,847,800 |
| 7 | MACHINERY & EQUIPMENT | T | 17 | 210,959,280 |
| 101 | RESIDENTIAL IMPROVEMENT NIL RAP ALLOW | T | 46 | 4,373,900 |
| 103 | RESIDENTIAL LAND & IMPROVEMENTS | T | 3,074 | 1,159,952,760 |
| 104 | RESIDENTIAL VACANT LAND | T | 400 | 18,406,520 |
| 105 | NON-RESEIDENTIAL LAND & IMPROVEMENTS | T | 445 | 435,661,020 |
| Taxable Total: | | | 12,635 | 2,029,201,280 |
| 173 | FEDERAL GIL RESIDENTIAL | G | 7 | 1,231,200 |
| 174 | FEDERAL GIL NON-RESIDENTIAL | G | 11 | 2,904,200 |
| Grant-In-Lieu Total: | | | 18 | 4,135,400 |
| 50 | PROV. GIL FARMLAND(MUNI LEVY) | X | 3 | 94,220 |
| 170 | PROV GIL NON. RES (MUNI LEVY) | X | 2 | 168,200 |
| Mun. Only Total: | | | 5 | 262,420 |
| 68 | MACHINERY & EQUIPMENT EXEMPT SEED CLEAN | E | 2 | 2,052,740 |
| 150 | CROWN LAND & IMPR. EXEMPT | E | 40 | 7,287,710 |
| 152 | MUNI GRAVEL OPERATION- EXEMPT | E | 14 | 1,634,040 |
| 153 | WEIGH SCALES EXEMPT | E | 2 | 1,313,460 |
| 154 | PROVINCIAL EXEMPT | E | 31 | 3,341,470 |
| 155 | WHEATLAND COUNTY EXEMPT | E | 457 | 40,725,980 |
| 156 | SCHOOLS EXEMPT | E | 19 | 30,019,470 |
| 157 | PUBLIC PARKS EXEMPT | E | 25 | 6,239,730 |
| 158 | WASTE TRANSFER SITES EXEMPT | E | 6 | 949,270 |
| 159 | CEMETARY EXEMPT | E | 18 | 981,550 |
| 160 | TAX RECOVERY EXEMPT | E | 16 | 210,700 |
| 162 | OTHER MUNICIPAL EXEMPT | E | 17 | 2,339,450 |
| 164 | RELIGIOUS EXEMPT | E | 13 | 4,870,650 |
| 165 | CHARITABLE & WELFARE EXEMPT | E | 17 | 7,973,270 |
| 167 | WESTERN IRRIGATION DIST EXEMPT | E | 314 | 20,184,960 |
| 169 | MISC. PROPERTY EXEMPT | E | 5 | 2,457,430 |
| 901 | RURAL RESIDENCE EXEMPTION (RAP) | E | 1,557 | 60,866,660 |
| 903 | FARM BUILDING EXEMPT | E | 827 | 61,155,100 |
| Exempt Total: | | | 3,380 | 254,603,640 |
| 2 | DIP FARMLAND | T | 6 | 46,500 |
| 8 | DIP MACHINERY & EQUIPMENT | T | 1,122 | 492,924,900 |
| 106 | DIP NON-RES. LAND & IMPROVEMENTS | T | 1,463 | 133,918,840 |



2020 Assessment Roll (Valuation Date 1-July, 2020)
2021 Taxation Year, Wheatland County

Assessment Year: 2020
Tax Year: 2021

| Code | Description | Status | Records | Total |
|------|------------------------------------|--------|----------------------|---------------|
| 107 | LINEAR PIPELINES | T | 27 | 628,720,000 |
| 108 | LINEAR ELECTRIC POWER TRANSMISSION | T | 4 | 22,747,590 |
| 109 | LINEAR CABLE DISTRIBUTION | T | 2 | 345,220 |
| 110 | LINEAR TELECOMMUNICATIONS | T | 7 | 11,892,860 |
| 111 | LINEAR ELECT POWER GEN (MUNIC) | T | 5 | 180,560,390 |
| 112 | LINEAR WELLS | T | 26 | 404,765,550 |
| 172 | LINEAR RAILWAY | T | 10 | 21,499,130 |
| | | | Taxable Total: 2,672 | 1,897,420,980 |
| | | | Totals: 18,710 | 4,185,623,720 |